



PROPERTY AND CASUALTY COMPANIES - ASSOCIATION EDITION

ANNUAL STATEMENT

FOR THE YEAR ENDED DECEMBER 31, 2024  
OF THE CONDITION AND AFFAIRS OF THE

AFFILIATED FM INSURANCE COMPANY

NAIC Group Code	0065 (Current)	0065 (Prior)	NAIC Company Code	10014	Employer's ID Number	05-0254496
Organized under the Laws of	RI		State of Domicile or Port of Entry		RI	
Country of Domicile	United States of America					
Incorporated/Organized	05/06/1949			Commenced Business	06/01/1950	
Statutory Home Office	270 Central Avenue (Street and Number)			Johnston, RI, US 02919-4923 (City or Town, State, Country and Zip Code)		
Main Administrative Office	270 Central Avenue (Street and Number)			401-275-3000 (Area Code) (Telephone Number)		
	Johnston, RI, US 02919-4923 (City or Town, State, Country and Zip Code)			401-275-3000 (Area Code) (Telephone Number)		
Mail Address	270 Central Avenue, P.O. Box 7500 (Street and Number or P.O. Box)			Johnston, RI, US 02919-4923 (City or Town, State, Country and Zip Code)		
Primary Location of Books and Records	270 Central Avenue (Street and Number)			401-275-3000 (Area Code) (Telephone Number)		
	Johnston, RI, US 02919-4923 (City or Town, State, Country and Zip Code)			401-275-3000 (Area Code) (Telephone Number)		
Internet Website Address	www.fm.com					
Statutory Statement Contact	Michael Gariglio (Name)			401-415-1892 (Area Code) (Telephone Number)		
	michael.gariglio@fmglobal.com (E-mail Address)			401-946-8306 (FAX Number)		

OFFICERS

Chairman & Chief Executive Officer #	Malcolm Craig Roberts	Staff Senior Vice President & Controller	Frederick Joseph von Mering
Senior Vice President & Secretary	Omar Farooq Ajmal Hameed #	Vice President & Treasurer	Denise Anastasia Hebert

OTHER

Bret Nils Ahnell, Chief Operating Officer	Randall Edward Hodge, Chief Operating Officer #	Kevin Scott Ingram, Senior Executive Vice President & Chief Financial Officer
Sanjay Chawla, Executive Vice President	Deanna Ruth Fidler, Executive Vice President	George John Plesce, Executive Vice President
Ziad Alex Selim Tadmoury #, Executive Vice President	Lyndon Dean Broad #, Executive Vice President	

DIRECTORS OR TRUSTEES

Frank Thomas Connor	John Anderson Luke Jr	Gracia Catherine Martore
Christine Mary McCarthy	Michel Giannuzzi	David Thomas Walton
Colin Day	Malcolm Craig Roberts	Thomas James Quinlan III
Frank John Dellaquila	Christine Kocot McCoy	

State of	Rhode Island	SS
County of	Providence	

The officers of this reporting entity being duly sworn, each depose and say that they are the described officers of said reporting entity, and that on the reporting period stated above, all of the herein described assets were the absolute property of the said reporting entity, free and clear from any liens or claims thereon, except as herein stated, and that this statement, together with related exhibits, schedules and explanations therein contained, annexed or referred to, is a full and true statement of all the assets and liabilities and of the condition and affairs of the said reporting entity as of the reporting period stated above, and of its income and deductions therefrom for the period ended, and have been completed in accordance with the NAIC Annual Statement Instructions and Accounting Practices and Procedures manual except to the extent that: (1) state law may differ; or, (2) that state rules or regulations require differences in reporting not related to accounting practices and procedures, according to the best of their information, knowledge and belief, respectively. Furthermore, the scope of this attestation by the described officers also includes the related corresponding electronic filing with the NAIC, when required, that is an exact copy (except for formatting differences due to electronic filing) of the enclosed statement. The electronic filing may be requested by various regulators in lieu of or in addition to the enclosed statement.

Malcolm Craig Roberts Chairman & Chief Executive Officer #	Omar Farooq Ajmal Hameed # Senior Vice President & Secretary	Frederick Joseph von Mering Staff Senior Vice President & Controller
---	---	---

Subscribed and sworn to before me this	a. Is this an original filing? .....	Yes [ X ] No [ ]
27 day of February 2025	b. If no,	
	1. State the amendment number.....	
	2. Date filed .....	
	3. Number of pages attached.....	
Guilia C. Garcia Notary Public May 27, 2026		



ANNUAL STATEMENT FOR THE YEAR 2024 OF THE AFFILIATED FM INSURANCE COMPANY

EXHIBIT OF PREMIUMS AND LOSSES (Statutory Page 14)

NAIC Group Code 0065 BUSINESS IN THE STATE OF Alabama DURING THE YEAR 2024 NAIC Company Code 10014

Line of Business		Gross Premiums, Including Policy and Membership Fees, Less Return Premiums and Premiums on Policies not Taken		3  Dividends Paid or Credited to Policyholders on Direct Business	4  Direct Unearned Premium Reserves	5  Direct Losses Paid (deducting salvage)	6  Direct Losses Incurred	7  Direct Losses Unpaid	8  Direct Defense and Cost Containment Expense Paid	9  Direct Defense and Cost Containment Expense Incurred	10  Direct Defense and Cost Containment Expense Unpaid	11  Commissions and Brokerage Expenses	12  Taxes, Licenses and Fees
		1 Direct Premiums Written	2 Direct Premiums Earned										
1.	Fire .....	3,808,366	3,826,216	0	1,608,357	88,081	143,511	245,790	0	1,054	3,772	364,705	87,439
2.1	Allied Lines .....	5,949,484	6,472,327	0	2,563,635	3,985,134	4,412,514	1,258,695	0	7,069	18,360	571,550	137,031
2.2	Multiple Peril Crop .....	0	0	0	0	0	0	0	0	0	0	0	0
2.3	Federal Flood .....	0	0	0	0	0	0	0	0	0	0	0	0
2.4.	Private Crop .....	0	0	0	0	0	0	0	0	0	0	0	0
2.5	Private Flood .....	0	0	0	0	0	0	0	0	0	0	0	0
3.	Farmowners Multiple Peril .....	0	0	0	0	0	0	0	0	0	0	0	0
4.	Homeowners Multiple Peril .....	584	586	171	13	0	0	0	0	0	0	0	14
5.1	Commercial Multiple Peril (Non-Liability Portion) .....	0	0	0	0	0	0	0	0	0	0	0	0
5.2	Commercial Multiple Peril (Liability Portion) .....	0	0	0	0	0	0	0	0	0	0	0	0
6.	Mortgage Guaranty .....	0	0	0	0	0	0	0	0	0	0	0	0
8.	Ocean Marine .....	13,204	13,177	0	9,939	0	0	0	0	0	0	1,307	313
9.1	Inland Marine .....	2,419,326	2,400,987	0	1,067,149	7,922	7,923	400,001	0	4,016	10,363	221,059	53,000
9.2	Pet Insurance Plans .....	0	0	0	0	0	0	0	0	0	0	0	0
10.	Financial Guaranty .....	0	0	0	0	0	0	0	0	0	0	0	0
11.1	Medical Professional Liability - Occurrence .....	0	0	0	0	0	0	0	0	0	0	0	0
11.2	Medical Professional Liability - Claims-Made .....	0	0	0	0	0	0	0	0	0	0	0	0
12.	Earthquake .....	3,808	2,761	0	1,227	0	0	0	0	0	0	377	90
13.1	Comprehensive (hospital and medical) ind (b) .....	0	0	0	0	0	0	0	0	0	0	0	0
13.2	Comprehensive (hospital and medical) group (b) .....	0	0	0	0	0	0	0	0	0	0	0	0
14.	Credit A&H (Group and Individual) .....	0	0	0	0	0	0	0	0	0	0	0	0
15.1	Vision Only (b).....	0	0	0	0	0	0	0	0	0	0	0	0
15.2	Dental Only (b) .....	0	0	0	0	0	0	0	0	0	0	0	0
15.3	Disability Income (b) .....	0	0	0	0	0	0	0	0	0	0	0	0
15.4	Medicare Supplement (b) .....	0	0	0	0	0	0	0	0	0	0	0	0
15.5	Medicaid Title XIX (b) .....	0	0	0	0	0	0	0	0	0	0	0	0
15.6	Medicare Title XVIII (b).....	0	0	0	0	0	0	0	0	0	0	0	0
15.7	Long-Term Care (b) .....	0	0	0	0	0	0	0	0	0	0	0	0
15.8	Federal Employees Health Benefits Plan (b) .....	0	0	0	0	0	0	0	0	0	0	0	0
15.9	Other Health (b) .....	0	0	0	0	0	0	0	0	0	0	0	0
16.	Workers' Compensation .....	0	0	0	0	0	0	0	0	0	0	0	0
17.1	Other Liability - Occurrence .....	0	0	0	0	0	2,233	11,130	9,995	9,971	523	0	0
17.2	Other Liability - Claims-Made .....	0	0	0	0	0	0	0	0	0	0	0	0
17.3	Excess Workers' Compensation .....	0	0	0	0	0	0	0	0	0	0	0	0
18.1	Products Liability - Occurrence .....	0	0	0	0	0	1	12	0	0	3	0	0
18.2	Products Liability - Claims-Made .....	0	0	0	0	0	0	0	0	0	0	0	0
19.1	Private Passenger Auto No-Fault (Personal Injury Protection) .....	0	0	0	0	0	0	0	0	0	0	0	0
19.2	Other Private Passenger Auto Liability .....	0	0	0	0	0	0	0	0	0	0	0	0
19.3	Commercial Auto No-Fault (Personal Injury Protection) .....	0	0	0	0	0	0	0	0	0	0	0	0
19.4	Other Commercial Auto Liability .....	0	0	0	0	0	0	0	0	0	0	0	0
21.1	Private Passenger Auto Physical Damage .....	0	0	0	0	0	0	0	0	0	0	0	0
21.2	Commercial Auto Physical Damage .....	0	0	0	0	0	0	0	0	0	0	0	0
22.	Aircraft (all perils) .....	0	0	0	0	0	0	0	0	0	0	0	0
23.	Fidelity .....	0	0	0	0	0	0	0	0	0	0	0	0
24.	Surety .....	0	0	0	0	0	0	0	0	0	0	0	0
26.	Burglary and Theft .....	0	0	0	0	0	0	0	0	0	0	0	0
27.	Boiler and Machinery .....	1,108,206	1,180,902	0	400,376	0	(61,454)	0	0	(1,055)	0	103,710	24,865
28.	Credit .....	0	0	0	0	0	0	0	0	0	0	0	0
29.	International .....	0	0	0	0	0	0	0	0	0	0	0	0
30.	Warranty .....	0	0	0	0	0	0	0	0	0	0	0	0
31.	Reins nonproportional assumed property .....	XXX	XXX	XXX	XXX	XXX	XXX	XXX	XXX	XXX	XXX	XXX	XXX
32.	Reins nonproportional assumed liability .....	XXX	XXX	XXX	XXX	XXX	XXX	XXX	XXX	XXX	XXX	XXX	XXX
33.	Reins nonproportional assumed financial lines .....	XXX	XXX	XXX	XXX	XXX	XXX	XXX	XXX	XXX	XXX	XXX	XXX
34.	Aggregate Write-Ins for Other Lines of Business .....	0	0	0	0	0	0	0	0	0	0	0	0
35.	Total (a) .....	13,302,978	13,896,956	171	5,650,696	4,081,136	4,504,728	1,915,628	9,995	21,056	33,020	1,262,708	302,752
DETAILS OF WRITE-INS													
3401.	.....												
3402.	.....												
3403.	.....												
3498.	Summary of remaining write-ins for Line 34 from overflow page .....	0	0	0	0	0	0	0	0	0	0	0	0
3499.	Totals (Lines 3401 through 3403 plus 3498)(Line 34 above) .....	0	0	0	0	0	0	0	0	0	0	0	0

(a) Finance and service charges not included in Lines 1 to 35 \$ 0  
(b) For health business on indicated lines report: Number of persons insured under PPO managed care products 0 and number of persons insured under indemnity only products 0



ANNUAL STATEMENT FOR THE YEAR 2024 OF THE AFFILIATED FM INSURANCE COMPANY

EXHIBIT OF PREMIUMS AND LOSSES (Statutory Page 14)

NAIC Group Code 0065 BUSINESS IN THE STATE OF Alaska DURING THE YEAR 2024 NAIC Company Code 10014

Line of Business		Gross Premiums, Including Policy and Membership Fees, Less Return Premiums and Premiums on Policies not Taken		3	4	5	6	7	8	9	10	11	12
		1	2										
		Direct Premiums Written	Direct Premiums Earned	Dividends Paid or Credited to Policyholders on Direct Business	Direct Unearned Premium Reserves	Direct Losses Paid (deducting salvage)	Direct Losses Incurred	Direct Losses Unpaid	Direct Defense and Cost Containment Expense Paid	Direct Defense and Cost Containment Expense Incurred	Direct Defense and Cost Containment Expense Unpaid	Commissions and Brokerage Expenses	Taxes, Licenses and Fees
1.	Fire .....	1,741,280	1,477,958	0	1,023,755	139,474	(145,010)	0	0	(4,061)	0	161,572	38,673
2.1	Allied Lines .....	2,823,160	2,410,766	0	1,650,653	1,462,244	1,315,988	1,138,112	0	(1,067)	16,378	263,900	63,166
2.2	Multiple Peril Crop .....	0	0	0	0	0	0	0	0	0	0	0	0
2.3	Federal Flood .....	0	0	0	0	0	0	0	0	0	0	0	0
2.4	Private Crop .....	0	0	0	0	0	0	0	0	0	0	0	0
2.5	Private Flood .....	0	0	0	0	0	0	0	0	0	0	0	0
3.	Farmowners Multiple Peril .....	0	0	0	0	0	0	0	0	0	0	0	0
4.	Homeowners Multiple Peril .....	0	0	0	0	0	0	0	0	0	0	0	0
5.1	Commercial Multiple Peril (Non-Liability Portion) .....	0	0	0	0	0	0	0	0	0	0	0	0
5.2	Commercial Multiple Peril (Liability Portion) .....	0	0	0	0	0	0	0	0	0	0	0	0
6.	Mortgage Guaranty .....	0	0	0	0	0	0	0	0	0	0	0	0
8.	Ocean Marine .....	0	0	0	0	0	0	0	0	0	0	0	0
9.1	Inland Marine .....	1,202,585	1,007,229	0	708,493	598,551	1,247,046	1,213,053	0	16,190	23,965	112,636	26,960
9.2	Pet Insurance Plans .....	0	0	0	0	0	0	0	0	0	0	0	0
10.	Financial Guaranty .....	0	0	0	0	0	0	0	0	0	0	0	0
11.1	Medical Professional Liability - Occurrence .....	0	0	0	0	0	0	0	0	0	0	0	0
11.2	Medical Professional Liability - Claims-Made .....	0	0	0	0	0	0	0	0	0	0	0	0
12.	Earthquake .....	7,115,786	5,753,478	0	4,679,805	0	0	0	0	0	0	632,692	151,439
13.1	Comprehensive (hospital and medical) ind (b) .....	0	0	0	0	0	0	0	0	0	0	0	0
13.2	Comprehensive (hospital and medical) group (b) .....	0	0	0	0	0	0	0	0	0	0	0	0
14.	Credit A&H (Group and Individual) .....	0	0	0	0	0	0	0	0	0	0	0	0
15.1	Vision Only (b).....	0	0	0	0	0	0	0	0	0	0	0	0
15.2	Dental Only (b) .....	0	0	0	0	0	0	0	0	0	0	0	0
15.3	Disability Income (b) .....	0	0	0	0	0	0	0	0	0	0	0	0
15.4	Medicare Supplement (b) .....	0	0	0	0	0	0	0	0	0	0	0	0
15.5	Medicaid Title XIX (b) .....	0	0	0	0	0	0	0	0	0	0	0	0
15.6	Medicare Title XVIII (b).....	0	0	0	0	0	0	0	0	0	0	0	0
15.7	Long-Term Care (b) .....	0	0	0	0	0	0	0	0	0	0	0	0
15.8	Federal Employees Health Benefits Plan (b) .....	0	0	0	0	0	0	0	0	0	0	0	0
15.9	Other Health (b) .....	0	0	0	0	0	0	0	0	0	0	0	0
16.	Workers' Compensation .....	0	0	0	0	0	0	0	0	0	0	0	0
17.1	Other Liability - Occurrence .....	0	0	0	0	0	0	0	0	0	0	0	0
17.2	Other Liability - Claims-Made .....	0	0	0	0	0	0	0	0	0	0	0	0
17.3	Excess Workers' Compensation .....	0	0	0	0	0	0	0	0	0	0	0	0
18.1	Products Liability - Occurrence .....	0	0	0	0	0	0	0	0	0	0	0	0
18.2	Products Liability - Claims-Made .....	0	0	0	0	0	0	0	0	0	0	0	0
19.1	Private Passenger Auto No-Fault (Personal Injury Protection) .....	0	0	0	0	0	0	0	0	0	0	0	0
19.2	Other Private Passenger Auto Liability .....	0	0	0	0	0	0	0	0	0	0	0	0
19.3	Commercial Auto No-Fault (Personal Injury Protection) .....	0	0	0	0	0	0	0	0	0	0	0	0
19.4	Other Commercial Auto Liability .....	0	0	0	0	0	0	0	0	0	0	0	0
21.1	Private Passenger Auto Physical Damage .....	0	0	0	0	0	0	0	0	0	0	0	0
21.2	Commercial Auto Physical Damage .....	0	0	0	0	0	0	0	0	0	0	0	0
22.	Aircraft (all perils) .....	0	0	0	0	0	0	0	0	0	0	0	0
23.	Fidelity .....	0	0	0	0	0	0	0	0	0	0	0	0
24.	Surety .....	0	0	0	0	0	0	0	0	0	0	0	0
26.	Burglary and Theft .....	0	0	0	0	0	0	0	0	0	0	0	0
27.	Boiler and Machinery .....	333,207	293,621	0	224,578	0	(30,727)	0	0	(528)	0	30,466	7,292
28.	Credit .....	0	0	0	0	0	0	0	0	0	0	0	0
29.	International .....	0	0	0	0	0	0	0	0	0	0	0	0
30.	Warranty .....	0	0	0	0	0	0	0	0	0	0	0	0
31.	Reins nonproportional assumed property .....	XXX	XXX	XXX	XXX	XXX	XXX	XXX	XXX	XXX	XXX	XXX	XXX
32.	Reins nonproportional assumed liability .....	XXX	XXX	XXX	XXX	XXX	XXX	XXX	XXX	XXX	XXX	XXX	XXX
33.	Reins nonproportional assumed financial lines .....	XXX	XXX	XXX	XXX	XXX	XXX	XXX	XXX	XXX	XXX	XXX	XXX
34.	Aggregate Write-Ins for Other Lines of Business .....	0	0	0	0	0	0	0	0	0	0	0	0
35.	Total (a) .....	13,216,018	10,943,052	0	8,287,284	2,200,269	2,387,298	2,351,165	0	10,535	40,342	1,201,266	287,530
DETAILS OF WRITE-INS													
3401.	.....												
3402.	.....												
3403.	.....												
3498.	Summary of remaining write-ins for Line 34 from overflow page .....	0	0	0	0	0	0	0	0	0	0	0	0
3499.	Totals (Lines 3401 through 3403 plus 3498)(Line 34 above) .....	0	0	0	0	0	0	0	0	0	0	0	0

(a) Finance and service charges not included in Lines 1 to 35 \$ 0  
(b) For health business on indicated lines report: Number of persons insured under PPO managed care products 0 and number of persons insured under indemnity only products 0



ANNUAL STATEMENT FOR THE YEAR 2024 OF THE AFFILIATED FM INSURANCE COMPANY

EXHIBIT OF PREMIUMS AND LOSSES (Statutory Page 14)

NAIC Group Code 0065 BUSINESS IN THE STATE OF Arizona DURING THE YEAR 2024 NAIC Company Code 10014

Line of Business		Gross Premiums, Including Policy and Membership Fees, Less Return Premiums and Premiums on Policies not Taken		3  Dividends Paid or Credited to Policyholders on Direct Business	4  Direct Unearned Premium Reserves	5  Direct Losses Paid (deducting salvage)	6  Direct Losses Incurred	7  Direct Losses Unpaid	8  Direct Defense and Cost Containment Expense Paid	9  Direct Defense and Cost Containment Expense Incurred	10  Direct Defense and Cost Containment Expense Unpaid	11  Commissions and Brokerage Expenses	12  Taxes, Licenses and Fees
		1 Direct Premiums Written	2 Direct Premiums Earned										
1.	Fire .....	4,319,826	4,255,735	0	2,221,854	126,091	(521,800)	166,076	0	(9,070)	2,548	429,737	102,861
2.1	Allied Lines .....	9,771,495	9,352,384	0	4,903,678	2,453,400	5,513,596	4,403,235	0	51,424	63,363	966,440	231,324
2.2	Multiple Peril Crop .....	0	0	0	0	0	0	0	0	0	0	0	0
2.3	Federal Flood .....	0	0	0	0	0	0	0	0	0	0	0	0
2.4.	Private Crop .....	0	0	0	0	0	0	0	0	0	0	0	0
2.5	Private Flood .....	0	0	0	0	0	0	0	0	0	0	0	0
3.	Farmowners Multiple Peril .....	0	0	0	0	0	0	0	0	0	0	0	0
4.	Homeowners Multiple Peril .....	5,388	5,350	1,461	2,452	0	0	0	0	0	0	0	128
5.1	Commercial Multiple Peril (Non-Liability Portion) .....	0	0	0	0	0	0	0	0	0	0	0	0
5.2	Commercial Multiple Peril (Liability Portion) .....	0	0	0	0	0	0	0	0	0	0	0	0
6.	Mortgage Guaranty .....	0	0	0	0	0	0	0	0	0	0	0	0
8.	Ocean Marine .....	37,149	29,577	0	16,341	8,824	(103,505)	0	0	(1,797)	0	3,678	880
9.1	Inland Marine .....	3,397,441	3,384,353	0	1,916,171	144,079	183,649	52,712	20,180	23,842	1,041	335,064	80,200
9.2	Pet Insurance Plans .....	0	0	0	0	0	0	0	0	0	0	0	0
10.	Financial Guaranty .....	0	0	0	0	0	0	0	0	0	0	0	0
11.1	Medical Professional Liability - Occurrence .....	0	0	0	0	0	0	0	0	0	0	0	0
11.2	Medical Professional Liability - Claims-Made .....	0	0	0	0	0	0	0	0	0	0	0	0
12.	Earthquake .....	519,157	574,753	0	279,575	0	0	0	0	0	0	51,921	12,428
13.1	Comprehensive (hospital and medical) ind (b) .....	0	0	0	0	0	0	0	0	0	0	0	0
13.2	Comprehensive (hospital and medical) group (b) .....	0	0	0	0	0	0	0	0	0	0	0	0
14.	Credit A&H (Group and Individual) .....	0	0	0	0	0	0	0	0	0	0	0	0
15.1	Vision Only (b).....	0	0	0	0	0	0	0	0	0	0	0	0
15.2	Dental Only (b) .....	0	0	0	0	0	0	0	0	0	0	0	0
15.3	Disability Income (b) .....	0	0	0	0	0	0	0	0	0	0	0	0
15.4	Medicare Supplement (b) .....	0	0	0	0	0	0	0	0	0	0	0	0
15.5	Medicaid Title XIX (b) .....	0	0	0	0	0	0	0	0	0	0	0	0
15.6	Medicare Title XVIII (b).....	0	0	0	0	0	0	0	0	0	0	0	0
15.7	Long-Term Care (b) .....	0	0	0	0	0	0	0	0	0	0	0	0
15.8	Federal Employees Health Benefits Plan (b) .....	0	0	0	0	0	0	0	0	0	0	0	0
15.9	Other Health (b) .....	0	0	0	0	0	0	0	0	0	0	0	0
16.	Workers' Compensation .....	0	0	0	0	0	56,596	405,375	0	11,140	72,288	0	0
17.1	Other Liability - Occurrence .....	0	0	0	0	0	0	0	0	0	0	0	0
17.2	Other Liability - Claims-Made .....	0	0	0	0	0	0	0	0	0	0	0	0
17.3	Excess Workers' Compensation .....	0	0	0	0	0	0	0	0	0	0	0	0
18.1	Products Liability - Occurrence .....	0	0	0	0	0	0	0	0	0	0	0	0
18.2	Products Liability - Claims-Made .....	0	0	0	0	0	0	0	0	0	0	0	0
19.1	Private Passenger Auto No-Fault (Personal Injury Protection) .....	0	0	0	0	0	0	0	0	0	0	0	0
19.2	Other Private Passenger Auto Liability .....	0	0	0	0	0	0	0	0	0	0	0	0
19.3	Commercial Auto No-Fault (Personal Injury Protection) .....	0	0	0	0	0	0	0	0	0	0	0	0
19.4	Other Commercial Auto Liability .....	0	0	0	0	0	0	0	0	0	0	0	0
21.1	Private Passenger Auto Physical Damage .....	0	0	0	0	0	0	0	0	0	0	0	0
21.2	Commercial Auto Physical Damage .....	0	0	0	0	0	0	0	0	0	0	0	0
22.	Aircraft (all perils) .....	0	0	0	0	0	0	0	0	0	0	0	0
23.	Fidelity .....	0	0	0	0	0	0	0	0	0	0	0	0
24.	Surety .....	0	0	0	0	0	0	0	0	0	0	0	0
26.	Burglary and Theft .....	0	0	0	0	0	0	0	0	0	0	0	0
27.	Boiler and Machinery .....	1,413,096	1,513,021	0	754,997	84,250	(257,435)	1	0	(5,866)	0	142,614	34,136
28.	Credit .....	0	0	0	0	0	0	0	0	0	0	0	0
29.	International .....	0	0	0	0	0	0	0	0	0	0	0	0
30.	Warranty .....	0	0	0	0	0	0	0	0	0	0	0	0
31.	Reins nonproportional assumed property .....	XXX	XXX	XXX	XXX	XXX	XXX	XXX	XXX	XXX	XXX	XXX	XXX
32.	Reins nonproportional assumed liability .....	XXX	XXX	XXX	XXX	XXX	XXX	XXX	XXX	XXX	XXX	XXX	XXX
33.	Reins nonproportional assumed financial lines .....	XXX	XXX	XXX	XXX	XXX	XXX	XXX	XXX	XXX	XXX	XXX	XXX
34.	Aggregate Write-Ins for Other Lines of Business .....	0	0	0	0	0	0	0	0	0	0	0	0
35.	Total (a) .....	19,463,552	19,115,173	1,461	10,095,068	2,816,644	4,871,100	5,027,398	20,180	69,673	139,241	1,929,454	461,957
DETAILS OF WRITE-INS													
3401.	.....												
3402.	.....												
3403.	.....												
3498.	Summary of remaining write-ins for Line 34 from overflow page .....	0	0	0	0	0	0	0	0	0	0	0	0
3499.	Totals (Lines 3401 through 3403 plus 3498)(Line 34 above) .....	0	0	0	0	0	0	0	0	0	0	0	0

(a) Finance and service charges not included in Lines 1 to 35 \$ .....0  
(b) For health business on indicated lines report: Number of persons insured under PPO managed care products .....0 and number of persons insured under indemnity only products .....0 .



ANNUAL STATEMENT FOR THE YEAR 2024 OF THE AFFILIATED FM INSURANCE COMPANY

EXHIBIT OF PREMIUMS AND LOSSES (Statutory Page 14)

NAIC Group Code 0065 BUSINESS IN THE STATE OF Arkansas DURING THE YEAR 2024 NAIC Company Code 10014

Line of Business		Gross Premiums, Including Policy and Membership Fees, Less Return Premiums and Premiums on Policies not Taken		3  Dividends Paid or Credited to Policyholders on Direct Business	4  Direct Unearned Premium Reserves	5  Direct Losses Paid (deducting salvage)	6  Direct Losses Incurred	7  Direct Losses Unpaid	8  Direct Defense and Cost Containment Expense Paid	9  Direct Defense and Cost Containment Expense Incurred	10  Direct Defense and Cost Containment Expense Unpaid	11  Commissions and Brokerage Expenses	12  Taxes, Licenses and Fees
		1 Direct Premiums Written	2 Direct Premiums Earned										
1.	Fire .....	3,872,790	3,635,104	0	1,933,722	2,338,999	2,662,313	2,192,182	0	6,961	33,638	385,324	92,230
2.1	Allied Lines .....	6,051,860	5,711,092	0	3,011,677	10,852,651	18,860,996	22,615,190	0	128,143	361,475	603,508	144,454
2.2	Multiple Peril Crop .....	0	0	0	0	0	0	0	0	0	0	0	0
2.3	Federal Flood .....	0	0	0	0	0	0	0	0	0	0	0	0
2.4.	Private Crop .....	0	0	0	0	0	0	0	0	0	0	0	0
2.5	Private Flood .....	0	0	0	0	0	0	0	0	0	0	0	0
3.	Farmowners Multiple Peril .....	0	0	0	0	0	0	0	0	0	0	0	0
4.	Homeowners Multiple Peril .....	0	0	0	0	0	0	0	0	0	0	0	0
5.1	Commercial Multiple Peril (Non-Liability Portion) .....	0	0	0	0	0	0	0	0	0	0	0	0
5.2	Commercial Multiple Peril (Liability Portion) .....	0	0	0	0	0	0	0	0	0	0	0	0
6.	Mortgage Guaranty .....	0	0	0	0	0	0	0	0	0	0	0	0
8.	Ocean Marine .....	0	0	0	0	0	0	0	0	0	0	0	0
9.1	Inland Marine .....	2,203,618	1,910,368	0	1,133,299	99,822	(17,698)	50,000	0	(1,116)	1,295	218,903	52,396
9.2	Pet Insurance Plans .....	0	0	0	0	0	0	0	0	0	0	0	0
10.	Financial Guaranty .....	0	0	0	0	0	0	0	0	0	0	0	0
11.1	Medical Professional Liability - Occurrence .....	0	0	0	0	0	0	0	0	0	0	0	0
11.2	Medical Professional Liability - Claims-Made .....	0	0	0	0	0	0	0	0	0	0	0	0
12.	Earthquake .....	1,642,063	1,639,638	0	718,013	0	0	0	0	0	0	162,558	38,909
13.1	Comprehensive (hospital and medical) ind (b) .....	0	0	0	0	0	0	0	0	0	0	0	0
13.2	Comprehensive (hospital and medical) group (b) .....	0	0	0	0	0	0	0	0	0	0	0	0
14.	Credit A&H (Group and Individual) .....	0	0	0	0	0	0	0	0	0	0	0	0
15.1	Vision Only (b).....	0	0	0	0	0	0	0	0	0	0	0	0
15.2	Dental Only (b) .....	0	0	0	0	0	0	0	0	0	0	0	0
15.3	Disability Income (b) .....	0	0	0	0	0	0	0	0	0	0	0	0
15.4	Medicare Supplement (b) .....	0	0	0	0	0	0	0	0	0	0	0	0
15.5	Medicaid Title XIX (b) .....	0	0	0	0	0	0	0	0	0	0	0	0
15.6	Medicare Title XVIII (b).....	0	0	0	0	0	0	0	0	0	0	0	0
15.7	Long-Term Care (b) .....	0	0	0	0	0	0	0	0	0	0	0	0
15.8	Federal Employees Health Benefits Plan (b) .....	0	0	0	0	0	0	0	0	0	0	0	0
15.9	Other Health (b) .....	0	0	0	0	0	0	0	0	0	0	0	0
16.	Workers' Compensation .....	0	0	0	0	0	0	0	0	0	0	0	0
17.1	Other Liability - Occurrence .....	0	0	0	0	0	0	0	0	0	0	0	0
17.2	Other Liability - Claims-Made .....	0	0	0	0	0	0	0	0	0	0	0	0
17.3	Excess Workers' Compensation .....	0	0	0	0	0	0	0	0	0	0	0	0
18.1	Products Liability - Occurrence .....	0	0	0	0	0	0	0	0	0	0	0	0
18.2	Products Liability - Claims-Made .....	0	0	0	0	0	0	0	0	0	0	0	0
19.1	Private Passenger Auto No-Fault (Personal Injury Protection) .....	0	0	0	0	0	0	0	0	0	0	0	0
19.2	Other Private Passenger Auto Liability .....	0	0	0	0	0	0	0	0	0	0	0	0
19.3	Commercial Auto No-Fault (Personal Injury Protection) .....	0	0	0	0	0	0	0	0	0	0	0	0
19.4	Other Commercial Auto Liability .....	0	0	0	0	0	0	0	0	0	0	0	0
21.1	Private Passenger Auto Physical Damage .....	0	0	0	0	0	0	0	0	0	0	0	0
21.2	Commercial Auto Physical Damage .....	0	0	0	0	0	0	0	0	0	0	0	0
22.	Aircraft (all perils) .....	0	0	0	0	0	0	0	0	0	0	0	0
23.	Fidelity .....	0	0	0	0	0	0	0	0	0	0	0	0
24.	Surety .....	0	0	0	0	0	0	0	0	0	0	0	0
26.	Burglary and Theft .....	0	0	0	0	0	0	0	0	0	0	0	0
27.	Boiler and Machinery .....	1,160,691	1,064,394	0	597,347	207,046	122,047	0	0	(1,793)	0	115,321	27,603
28.	Credit .....	0	0	0	0	0	0	0	0	0	0	0	0
29.	International .....	0	0	0	0	0	0	0	0	0	0	0	0
30.	Warranty .....	0	0	0	0	0	0	0	0	0	0	0	0
31.	Reins nonproportional assumed property .....	XXX	XXX	XXX	XXX	XXX	XXX	XXX	XXX	XXX	XXX	XXX	XXX
32.	Reins nonproportional assumed liability .....	XXX	XXX	XXX	XXX	XXX	XXX	XXX	XXX	XXX	XXX	XXX	XXX
33.	Reins nonproportional assumed financial lines .....	XXX	XXX	XXX	XXX	XXX	XXX	XXX	XXX	XXX	XXX	XXX	XXX
34.	Aggregate Write-Ins for Other Lines of Business .....	0	0	0	0	0	0	0	0	0	0	0	0
35.	Total (a) .....	14,931,022	13,960,596	0	7,394,058	13,498,518	21,627,658	24,857,373	0	132,195	396,409	1,485,614	355,592
DETAILS OF WRITE-INS													
3401.	.....												
3402.	.....												
3403.	.....												
3498.	Summary of remaining write-ins for Line 34 from overflow page .....	0	0	0	0	0	0	0	0	0	0	0	0
3499.	Totals (Lines 3401 through 3403 plus 3498)(Line 34 above) .....	0	0	0	0	0	0	0	0	0	0	0	0

(a) Finance and service charges not included in Lines 1 to 35 \$ 0  
(b) For health business on indicated lines report: Number of persons insured under PPO managed care products 0 and number of persons insured under indemnity only products 0



ANNUAL STATEMENT FOR THE YEAR 2024 OF THE AFFILIATED FM INSURANCE COMPANY

EXHIBIT OF PREMIUMS AND LOSSES (Statutory Page 14)

NAIC Group Code 0065 BUSINESS IN THE STATE OF California DURING THE YEAR 2024 NAIC Company Code 10014

Line of Business		Gross Premiums, Including Policy and Membership Fees, Less Return Premiums and Premiums on Policies not Taken		3  Dividends Paid or Credited to Policyholders on Direct Business	4  Direct Unearned Premium Reserves	5  Direct Losses Paid (deducting salvage)	6  Direct Losses Incurred	7  Direct Losses Unpaid	8  Direct Defense and Cost Containment Expense Paid	9  Direct Defense and Cost Containment Expense Incurred	10  Direct Defense and Cost Containment Expense Unpaid	11  Commissions and Brokerage Expenses	12  Taxes, Licenses and Fees
		1 Direct Premiums Written	2 Direct Premiums Earned										
1.	Fire .....	42,586,528	40,443,037	0	21,794,013	20,358,230	5,185,048	6,650,754	155,877	(78,472)	164,287	4,561,297	880,384
2.1	Allied Lines .....	63,615,451	61,518,996	0	30,000,364	14,653,554	15,170,592	29,092,803	290,616	323,186	447,522	6,251,731	1,496,396
2.2	Multiple Peril Crop .....	0	0	0	0	0	0	0	0	0	0	0	0
2.3	Federal Flood .....	0	0	0	0	0	0	0	0	0	0	0	0
2.4	Private Crop .....	0	0	0	0	0	0	0	0	0	0	0	0
2.5	Private Flood .....	0	0	0	0	0	0	0	0	0	0	0	0
3.	Farmowners Multiple Peril .....	0	0	0	0	0	0	0	0	0	0	0	0
4.	Homeowners Multiple Peril .....	206,458	194,463	96,763	110,007	3,479	3,479	0	0	0	0	0	4,892
5.1	Commercial Multiple Peril (Non-Liability Portion) .....	0	0	0	0	0	0	0	0	0	0	0	0
5.2	Commercial Multiple Peril (Liability Portion) .....	0	0	0	0	0	0	0	0	0	0	0	0
6.	Mortgage Guaranty .....	0	0	0	0	0	0	0	0	0	0	0	0
8.	Ocean Marine .....	1,800,468	1,579,574	0	567,466	1,838,918	2,090,911	2,168,790	35,743	43,339	38,869	178,240	42,663
9.1	Inland Marine .....	25,795,034	24,671,773	0	12,406,169	5,533,838	7,131,020	7,379,943	654,822	568,237	593,257	2,519,325	603,018
9.2	Pet Insurance Plans .....	0	0	0	0	0	0	0	0	0	0	0	0
10.	Financial Guaranty .....	0	0	0	0	0	0	0	0	0	0	0	0
11.1	Medical Professional Liability - Occurrence .....	0	0	0	0	0	0	0	0	0	0	0	0
11.2	Medical Professional Liability - Claims-Made .....	0	0	0	0	0	0	0	0	0	0	0	0
12.	Earthquake .....	42,773,366	41,273,796	0	21,371,827	0	0	0	0	0	0	3,960,861	948,060
13.1	Comprehensive (hospital and medical) ind (b) .....	0	0	0	0	0	0	0	0	0	0	0	0
13.2	Comprehensive (hospital and medical) group (b) .....	0	0	0	0	0	0	0	0	0	0	0	0
14.	Credit A&H (Group and Individual) .....	0	0	0	0	0	0	0	0	0	0	0	0
15.1	Vision Only (b).....	0	0	0	0	0	0	0	0	0	0	0	0
15.2	Dental Only (b) .....	0	0	0	0	0	0	0	0	0	0	0	0
15.3	Disability Income (b) .....	0	0	0	0	0	0	0	0	0	0	0	0
15.4	Medicare Supplement (b) .....	0	0	0	0	0	0	0	0	0	0	0	0
15.5	Medicaid Title XIX (b) .....	0	0	0	0	0	0	0	0	0	0	0	0
15.6	Medicare Title XVIII (b).....	0	0	0	0	0	0	0	0	0	0	0	0
15.7	Long-Term Care (b) .....	0	0	0	0	0	0	0	0	0	0	0	0
15.8	Federal Employees Health Benefits Plan (b) .....	0	0	0	0	0	0	0	0	0	0	0	0
15.9	Other Health (b) .....	0	0	0	0	0	0	0	0	0	0	0	0
16.	Workers' Compensation .....	0	0	0	0	0	62,168	445,290	0	12,237	79,406	0	0
17.1	Other Liability - Occurrence .....	0	0	0	0	0	16	80	6,052	6,051	4	0	0
17.2	Other Liability - Claims-Made .....	0	0	0	0	0	0	0	0	0	0	0	0
17.3	Excess Workers' Compensation .....	0	0	0	0	0	0	0	0	0	0	0	0
18.1	Products Liability - Occurrence .....	0	0	0	0	0	12,470	148,864	0	4,057	31,020	0	0
18.2	Products Liability - Claims-Made .....	0	0	0	0	0	0	0	0	0	0	0	0
19.1	Private Passenger Auto No-Fault (Personal Injury Protection) .....	0	0	0	0	0	0	0	0	0	0	0	0
19.2	Other Private Passenger Auto Liability .....	0	0	0	0	0	0	0	0	0	0	0	0
19.3	Commercial Auto No-Fault (Personal Injury Protection) .....	0	0	0	0	0	0	0	0	0	0	0	0
19.4	Other Commercial Auto Liability .....	0	0	0	0	0	0	0	0	0	0	0	0
21.1	Private Passenger Auto Physical Damage .....	0	0	0	0	0	0	0	0	0	0	0	0
21.2	Commercial Auto Physical Damage .....	0	0	0	0	0	0	0	0	0	0	0	0
22.	Aircraft (all perils) .....	0	0	0	0	0	0	0	0	0	0	0	0
23.	Fidelity .....	0	0	0	0	0	0	0	0	0	0	0	0
24.	Surety .....	0	0	0	0	0	0	0	0	0	0	0	0
26.	Burglary and Theft .....	0	0	0	0	0	0	0	0	0	0	0	0
27.	Boiler and Machinery .....	6,265,319	6,660,336	0	3,073,724	3,773,753	6,420,367	4,399,577	36,054	92,093	86,142	620,530	148,528
28.	Credit .....	0	0	0	0	0	0	0	0	0	0	0	0
29.	International .....	0	0	0	0	0	0	0	0	0	0	0	0
30.	Warranty .....	0	0	0	0	0	0	0	0	0	0	0	0
31.	Reins nonproportional assumed property .....	XXX	XXX	XXX	XXX	XXX	XXX	XXX	XXX	XXX	XXX	XXX	XXX
32.	Reins nonproportional assumed liability .....	XXX	XXX	XXX	XXX	XXX	XXX	XXX	XXX	XXX	XXX	XXX	XXX
33.	Reins nonproportional assumed financial lines .....	XXX	XXX	XXX	XXX	XXX	XXX	XXX	XXX	XXX	XXX	XXX	XXX
34.	Aggregate Write-Ins for Other Lines of Business .....	0	0	0	0	0	0	0	0	0	0	0	0
35.	Total (a) .....	183,042,624	176,341,975	96,763	89,323,570	46,161,772	36,076,071	50,286,101	1,179,164	970,728	1,440,506	18,091,984	4,123,941
DETAILS OF WRITE-INS													
3401.	.....												
3402.	.....												
3403.	.....												
3498.	Summary of remaining write-ins for Line 34 from overflow page .....	0	0	0	0	0	0	0	0	0	0	0	0
3499.	Totals (Lines 3401 through 3403 plus 3498)(Line 34 above) .....	0	0	0	0	0	0	0	0	0	0	0	0

(a) Finance and service charges not included in Lines 1 to 35 \$ 0  
(b) For health business on indicated lines report: Number of persons insured under PPO managed care products 0 and number of persons insured under indemnity only products 0



ANNUAL STATEMENT FOR THE YEAR 2024 OF THE AFFILIATED FM INSURANCE COMPANY

EXHIBIT OF PREMIUMS AND LOSSES (Statutory Page 14)

NAIC Group Code 0065 BUSINESS IN THE STATE OF Colorado DURING THE YEAR 2024 NAIC Company Code 10014

Line of Business		Gross Premiums, Including Policy and Membership Fees, Less Return Premiums and Premiums on Policies not Taken		3  Dividends Paid or Credited to Policyholders on Direct Business	4  Direct Unearned Premium Reserves	5  Direct Losses Paid (deducting salvage)	6  Direct Losses Incurred	7  Direct Losses Unpaid	8  Direct Defense and Cost Containment Expense Paid	9  Direct Defense and Cost Containment Expense Incurred	10  Direct Defense and Cost Containment Expense Unpaid	11  Commissions and Brokerage Expenses	12  Taxes, Licenses and Fees
		1 Direct Premiums Written	2 Direct Premiums Earned										
1.	Fire .....	7,204,328	6,260,741	0	3,532,688	498,083	(23,906)	1	0	(7,451)	0	705,735	168,923
2.1	Allied Lines .....	11,380,058	9,893,746	0	5,549,450	7,047,697	3,738,480	856,309	206,414	162,468	12,703	1,117,210	267,412
2.2	Multiple Peril Crop .....	0	0	0	0	0	0	0	0	0	0	0	0
2.3	Federal Flood .....	0	0	0	0	0	0	0	0	0	0	0	0
2.4.	Private Crop .....	0	0	0	0	0	0	0	0	0	0	0	0
2.5	Private Flood .....	0	0	0	0	0	0	0	0	0	0	0	0
3.	Farmowners Multiple Peril .....	0	0	0	0	0	0	0	0	0	0	0	0
4.	Homeowners Multiple Peril .....	23,895	21,598	4,902	12,382	38,163	15,663	0	0	0	0	0	566
5.1	Commercial Multiple Peril (Non-Liability Portion) .....	0	0	0	0	0	0	0	0	0	0	0	0
5.2	Commercial Multiple Peril (Liability Portion) .....	0	0	0	0	0	0	0	0	0	0	0	0
6.	Mortgage Guaranty .....	0	0	0	0	0	0	0	0	0	0	0	0
8.	Ocean Marine .....	3,226,575	2,898,768	0	414,588	1,986,012	2,126,609	2,541,719	0	6,043	44,453	319,419	76,455
9.1	Inland Marine .....	5,120,566	4,481,434	0	2,540,155	783,684	620,816	347,941	0	346	7,643	503,233	120,452
9.2	Pet Insurance Plans .....	0	0	0	0	0	0	0	0	0	0	0	0
10.	Financial Guaranty .....	0	0	0	0	0	0	0	0	0	0	0	0
11.1	Medical Professional Liability - Occurrence .....	0	0	0	0	0	0	0	0	0	0	0	0
11.2	Medical Professional Liability - Claims-Made .....	0	0	0	0	0	0	0	0	0	0	0	0
12.	Earthquake .....	10,757	10,860	0	4,278	0	0	0	0	0	0	1,065	255
13.1	Comprehensive (hospital and medical) ind (b) .....	0	0	0	0	0	0	0	0	0	0	0	0
13.2	Comprehensive (hospital and medical) group (b) .....	0	0	0	0	0	0	0	0	0	0	0	0
14.	Credit A&H (Group and Individual) .....	0	0	0	0	0	0	0	0	0	0	0	0
15.1	Vision Only (b).....	0	0	0	0	0	0	0	0	0	0	0	0
15.2	Dental Only (b) .....	0	0	0	0	0	0	0	0	0	0	0	0
15.3	Disability Income (b) .....	0	0	0	0	0	0	0	0	0	0	0	0
15.4	Medicare Supplement (b) .....	0	0	0	0	0	0	0	0	0	0	0	0
15.5	Medicaid Title XIX (b) .....	0	0	0	0	0	0	0	0	0	0	0	0
15.6	Medicare Title XVIII (b).....	0	0	0	0	0	0	0	0	0	0	0	0
15.7	Long-Term Care (b) .....	0	0	0	0	0	0	0	0	0	0	0	0
15.8	Federal Employees Health Benefits Plan (b) .....	0	0	0	0	0	0	0	0	0	0	0	0
15.9	Other Health (b) .....	0	0	0	0	0	0	0	0	0	0	0	0
16.	Workers' Compensation .....	0	0	0	0	0	19,618	140,515	0	3,861	25,057	0	0
17.1	Other Liability - Occurrence .....	0	0	0	0	0	0	0	0	0	0	0	0
17.2	Other Liability - Claims-Made .....	0	0	0	0	0	0	0	0	0	0	0	0
17.3	Excess Workers' Compensation .....	0	0	0	0	0	0	0	0	0	0	0	0
18.1	Products Liability - Occurrence .....	0	0	0	0	0	0	0	0	0	0	0	0
18.2	Products Liability - Claims-Made .....	0	0	0	0	0	0	0	0	0	0	0	0
19.1	Private Passenger Auto No-Fault (Personal Injury Protection) .....	0	0	0	0	0	0	0	0	0	0	0	0
19.2	Other Private Passenger Auto Liability .....	0	0	0	0	0	0	0	0	0	0	0	0
19.3	Commercial Auto No-Fault (Personal Injury Protection) .....	0	0	0	0	0	0	0	0	0	0	0	0
19.4	Other Commercial Auto Liability .....	0	0	0	0	0	0	0	0	0	0	0	0
21.1	Private Passenger Auto Physical Damage .....	0	0	0	0	0	0	0	0	0	0	0	0
21.2	Commercial Auto Physical Damage .....	0	0	0	0	0	0	0	0	0	0	0	0
22.	Aircraft (all perils) .....	0	0	0	0	0	0	0	0	0	0	0	0
23.	Fidelity .....	0	0	0	0	0	0	0	0	0	0	0	0
24.	Surety .....	0	0	0	0	0	0	0	0	0	0	0	0
26.	Burglary and Theft .....	0	0	0	0	0	0	0	0	0	0	0	0
27.	Boiler and Machinery .....	1,257,988	1,165,709	0	664,414	212,146	214,966	2,820	0	55	55	125,385	30,012
28.	Credit .....	0	0	0	0	0	0	0	0	0	0	0	0
29.	International .....	0	0	0	0	0	0	0	0	0	0	0	0
30.	Warranty .....	0	0	0	0	0	0	0	0	0	0	0	0
31.	Reins nonproportional assumed property .....	XXX	XXX	XXX	XXX	XXX	XXX	XXX	XXX	XXX	XXX	XXX	XXX
32.	Reins nonproportional assumed liability .....	XXX	XXX	XXX	XXX	XXX	XXX	XXX	XXX	XXX	XXX	XXX	XXX
33.	Reins nonproportional assumed financial lines .....	XXX	XXX	XXX	XXX	XXX	XXX	XXX	XXX	XXX	XXX	XXX	XXX
34.	Aggregate Write-Ins for Other Lines of Business .....	0	0	0	0	0	0	0	0	0	0	0	0
35.	Total (a) .....	28,224,167	24,732,856	4,902	12,717,955	10,565,785	6,712,246	3,889,305	206,414	165,323	89,910	2,772,047	664,075
DETAILS OF WRITE-INS													
3401.	.....												
3402.	.....												
3403.	.....												
3498.	Summary of remaining write-ins for Line 34 from overflow page .....	0	0	0	0	0	0	0	0	0	0	0	0
3499.	Totals (Lines 3401 through 3403 plus 3498)(Line 34 above) .....	0	0	0	0	0	0	0	0	0	0	0	0

(a) Finance and service charges not included in Lines 1 to 35 \$ 0  
(b) For health business on indicated lines report: Number of persons insured under PPO managed care products 0 and number of persons insured under indemnity only products 0



ANNUAL STATEMENT FOR THE YEAR 2024 OF THE AFFILIATED FM INSURANCE COMPANY

EXHIBIT OF PREMIUMS AND LOSSES (Statutory Page 14)

NAIC Group Code 0065 BUSINESS IN THE STATE OF Connecticut DURING THE YEAR 2024 NAIC Company Code 10014

Line of Business		Gross Premiums, Including Policy and Membership Fees, Less Return Premiums and Premiums on Policies not Taken		3  Dividends Paid or Credited to Policyholders on Direct Business	4  Direct Unearned Premium Reserves	5  Direct Losses Paid (deducting salvage)	6  Direct Losses Incurred	7  Direct Losses Unpaid	8  Direct Defense and Cost Containment Expense Paid	9  Direct Defense and Cost Containment Expense Incurred	10  Direct Defense and Cost Containment Expense Unpaid	11  Commissions and Brokerage Expenses	12  Taxes, Licenses and Fees
		1 Direct Premiums Written	2 Direct Premiums Earned										
1.	Fire .....	1,991,678	2,436,174	0	888,433	234,742	253,088	61,664	0	328	946	221,408	53,187
2.1	Allied Lines .....	3,243,669	3,815,106	0	1,553,588	1,332,196	2,595,519	1,433,706	0	18,317	20,631	356,638	85,673
2.2	Multiple Peril Crop .....	0	0	0	0	0	0	0	0	0	0	0	0
2.3	Federal Flood .....	0	0	0	0	0	0	0	0	0	0	0	0
2.4.	Private Crop .....	0	0	0	0	0	0	0	0	0	0	0	0
2.5	Private Flood .....	0	0	0	0	0	0	0	0	0	0	0	0
3.	Farmowners Multiple Peril .....	0	0	0	0	0	0	0	0	0	0	0	0
4.	Homeowners Multiple Peril .....	77,583	68,774	17,142	45,493	33,500	33,500	0	0	0	0	0	1,845
5.1	Commercial Multiple Peril (Non-Liability Portion) .....	0	0	0	0	0	0	0	0	0	0	0	0
5.2	Commercial Multiple Peril (Liability Portion) .....	0	0	0	0	0	0	0	0	0	0	0	0
6.	Mortgage Guaranty .....	0	0	0	0	0	0	0	0	0	0	0	0
8.	Ocean Marine .....	537,823	1,166,265	0	232,827	1,155,146	3,744,258	4,233,504	1,445	49,336	74,497	53,242	12,790
9.1	Inland Marine .....	733,541	936,952	0	349,948	0	16,706	16,706	0	330	330	84,925	20,401
9.2	Pet Insurance Plans .....	0	0	0	0	0	0	0	0	0	0	0	0
10.	Financial Guaranty .....	0	0	0	0	0	0	0	0	0	0	0	0
11.1	Medical Professional Liability - Occurrence .....	0	0	0	0	0	0	0	0	0	0	0	0
11.2	Medical Professional Liability - Claims-Made .....	0	0	0	0	0	0	0	0	0	0	0	0
12.	Earthquake .....	1,330	1,685	0	784	0	0	0	0	0	0	132	32
13.1	Comprehensive (hospital and medical) ind (b) .....	0	0	0	0	0	0	0	0	0	0	0	0
13.2	Comprehensive (hospital and medical) group (b) .....	0	0	0	0	0	0	0	0	0	0	0	0
14.	Credit A&H (Group and Individual) .....	0	0	0	0	0	0	0	0	0	0	0	0
15.1	Vision Only (b).....	0	0	0	0	0	0	0	0	0	0	0	0
15.2	Dental Only (b) .....	0	0	0	0	0	0	0	0	0	0	0	0
15.3	Disability Income (b) .....	0	0	0	0	0	0	0	0	0	0	0	0
15.4	Medicare Supplement (b) .....	0	0	0	0	0	0	0	0	0	0	0	0
15.5	Medicaid Title XIX (b) .....	0	0	0	0	0	0	0	0	0	0	0	0
15.6	Medicare Title XVIII (b).....	0	0	0	0	0	0	0	0	0	0	0	0
15.7	Long-Term Care (b) .....	0	0	0	0	0	0	0	0	0	0	0	0
15.8	Federal Employees Health Benefits Plan (b) .....	0	0	0	0	0	0	0	0	0	0	0	0
15.9	Other Health (b) .....	0	0	0	0	0	0	0	0	0	0	0	0
16.	Workers' Compensation .....	0	0	0	0	0	0	0	0	0	0	0	0
17.1	Other Liability - Occurrence .....	0	0	0	0	0	3	16	0	0	1	0	0
17.2	Other Liability - Claims-Made .....	0	0	0	0	0	0	0	0	0	0	0	0
17.3	Excess Workers' Compensation .....	0	0	0	0	0	0	0	0	0	0	0	0
18.1	Products Liability - Occurrence .....	0	0	0	0	0	1	8	0	0	2	0	0
18.2	Products Liability - Claims-Made .....	0	0	0	0	0	0	0	0	0	0	0	0
19.1	Private Passenger Auto No-Fault (Personal Injury Protection) .....	0	0	0	0	0	0	0	0	0	0	0	0
19.2	Other Private Passenger Auto Liability .....	0	0	0	0	0	0	0	0	0	0	0	0
19.3	Commercial Auto No-Fault (Personal Injury Protection) .....	0	0	0	0	0	0	0	0	0	0	0	0
19.4	Other Commercial Auto Liability .....	0	0	0	0	0	0	0	0	0	0	0	0
21.1	Private Passenger Auto Physical Damage .....	0	0	0	0	0	0	0	0	0	0	0	0
21.2	Commercial Auto Physical Damage .....	0	0	0	0	0	0	0	0	0	0	0	0
22.	Aircraft (all perils) .....	0	0	0	0	0	0	0	0	0	0	0	0
23.	Fidelity .....	0	0	0	0	0	0	0	0	0	0	0	0
24.	Surety .....	0	0	0	0	0	0	0	0	0	0	0	0
26.	Burglary and Theft .....	0	0	0	0	0	0	0	0	0	0	0	0
27.	Boiler and Machinery .....	215,249	261,863	0	90,494	0	(31,956)	0	0	(549)	0	23,186	5,570
28.	Credit .....	0	0	0	0	0	0	0	0	0	0	0	0
29.	International .....	0	0	0	0	0	0	0	0	0	0	0	0
30.	Warranty .....	0	0	0	0	0	0	0	0	0	0	0	0
31.	Reins nonproportional assumed property .....	XXX	XXX	XXX	XXX	XXX	XXX	XXX	XXX	XXX	XXX	XXX	XXX
32.	Reins nonproportional assumed liability .....	XXX	XXX	XXX	XXX	XXX	XXX	XXX	XXX	XXX	XXX	XXX	XXX
33.	Reins nonproportional assumed financial lines .....	XXX	XXX	XXX	XXX	XXX	XXX	XXX	XXX	XXX	XXX	XXX	XXX
34.	Aggregate Write-Ins for Other Lines of Business .....	0	0	0	0	0	0	0	0	0	0	0	0
35.	Total (a) .....	6,800,873	8,686,819	17,142	3,161,567	2,755,584	6,611,118	5,745,604	1,445	67,762	96,407	739,531	179,498
DETAILS OF WRITE-INS													
3401.	.....												
3402.	.....												
3403.	.....												
3498.	Summary of remaining write-ins for Line 34 from overflow page .....	0	0	0	0	0	0	0	0	0	0	0	0
3499.	Totals (Lines 3401 through 3403 plus 3498)(Line 34 above) .....	0	0	0	0	0	0	0	0	0	0	0	0

(a) Finance and service charges not included in Lines 1 to 35 \$ 0  
(b) For health business on indicated lines report: Number of persons insured under PPO managed care products 0 and number of persons insured under indemnity only products 0





ANNUAL STATEMENT FOR THE YEAR 2024 OF THE AFFILIATED FM INSURANCE COMPANY

EXHIBIT OF PREMIUMS AND LOSSES (Statutory Page 14)

NAIC Group Code 0065 BUSINESS IN THE STATE OF Delaware DURING THE YEAR 2024 NAIC Company Code 10014

Line of Business		Gross Premiums, Including Policy and Membership Fees, Less Return Premiums and Premiums on Policies not Taken		3	4	5	6	7	8	9	10	11	12
		1	2										
		Direct Premiums Written	Direct Premiums Earned	Dividends Paid or Credited to Policyholders on Direct Business	Direct Unearned Premium Reserves	Direct Losses Paid (deducting salvage)	Direct Losses Incurred	Direct Losses Unpaid	Direct Defense and Cost Containment Expense Paid	Direct Defense and Cost Containment Expense Incurred	Direct Defense and Cost Containment Expense Unpaid	Commissions and Brokerage Expenses	Taxes, Licenses and Fees
1.	Fire .....	558,958	608,101	0	196,351	0	0	0	0	0	0	55,794	13,793
2.1	Allied Lines .....	816,225	892,004	0	284,664	0	0	0	0	0	0	81,464	20,139
2.2	Multiple Peril Crop .....	0	0	0	0	0	0	0	0	0	0	0	0
2.3	Federal Flood .....	0	0	0	0	0	0	0	0	0	0	0	0
2.4	Private Crop .....	0	0	0	0	0	0	0	0	0	0	0	0
2.5	Private Flood .....	0	0	0	0	0	0	0	0	0	0	0	0
3.	Farmowners Multiple Peril .....	0	0	0	0	0	0	0	0	0	0	0	0
4.	Homeowners Multiple Peril .....	0	0	0	0	0	0	0	0	0	0	0	0
5.1	Commercial Multiple Peril (Non-Liability Portion) .....	0	0	0	0	0	0	0	0	0	0	0	0
5.2	Commercial Multiple Peril (Liability Portion) .....	0	0	0	0	0	0	0	0	0	0	0	0
6.	Mortgage Guaranty .....	0	0	0	0	0	0	0	0	0	0	0	0
8.	Ocean Marine .....	0	0	0	0	526	5,713	202,539	0	578	4,100	0	0
9.1	Inland Marine .....	393,587	427,107	0	74,546	0	0	0	0	0	0	40,567	10,029
9.2	Pet Insurance Plans .....	0	0	0	0	0	0	0	0	0	0	0	0
10.	Financial Guaranty .....	0	0	0	0	0	0	0	0	0	0	0	0
11.1	Medical Professional Liability - Occurrence .....	0	0	0	0	0	0	0	0	0	0	0	0
11.2	Medical Professional Liability - Claims-Made .....	0	0	0	0	0	0	0	0	0	0	0	0
12.	Earthquake .....	0	0	0	0	0	0	0	0	0	0	0	0
13.1	Comprehensive (hospital and medical) ind (b) .....	0	0	0	0	0	0	0	0	0	0	0	0
13.2	Comprehensive (hospital and medical) group (b) .....	0	0	0	0	0	0	0	0	0	0	0	0
14.	Credit A&H (Group and Individual) .....	0	0	0	0	0	0	0	0	0	0	0	0
15.1	Vision Only (b).....	0	0	0	0	0	0	0	0	0	0	0	0
15.2	Dental Only (b) .....	0	0	0	0	0	0	0	0	0	0	0	0
15.3	Disability Income (b) .....	0	0	0	0	0	0	0	0	0	0	0	0
15.4	Medicare Supplement (b) .....	0	0	0	0	0	0	0	0	0	0	0	0
15.5	Medicaid Title XIX (b) .....	0	0	0	0	0	0	0	0	0	0	0	0
15.6	Medicare Title XVIII (b).....	0	0	0	0	0	0	0	0	0	0	0	0
15.7	Long-Term Care (b) .....	0	0	0	0	0	0	0	0	0	0	0	0
15.8	Federal Employees Health Benefits Plan (b) .....	0	0	0	0	0	0	0	0	0	0	0	0
15.9	Other Health (b) .....	0	0	0	0	0	0	0	0	0	0	0	0
16.	Workers' Compensation .....	0	0	0	0	0	0	0	0	0	0	0	0
17.1	Other Liability - Occurrence .....	0	0	0	0	0	0	0	0	0	0	0	0
17.2	Other Liability - Claims-Made .....	0	0	0	0	0	0	0	0	0	0	0	0
17.3	Excess Workers' Compensation .....	0	0	0	0	0	0	0	0	0	0	0	0
18.1	Products Liability - Occurrence .....	0	0	0	0	0	0	0	0	0	0	0	0
18.2	Products Liability - Claims-Made .....	0	0	0	0	0	0	0	0	0	0	0	0
19.1	Private Passenger Auto No-Fault (Personal Injury Protection) .....	0	0	0	0	0	0	0	0	0	0	0	0
19.2	Other Private Passenger Auto Liability .....	0	0	0	0	0	0	0	0	0	0	0	0
19.3	Commercial Auto No-Fault (Personal Injury Protection) .....	0	0	0	0	0	0	0	0	0	0	0	0
19.4	Other Commercial Auto Liability .....	0	0	0	0	0	0	0	0	0	0	0	0
21.1	Private Passenger Auto Physical Damage .....	0	0	0	0	0	0	0	0	0	0	0	0
21.2	Commercial Auto Physical Damage .....	0	0	0	0	0	0	0	0	0	0	0	0
22.	Aircraft (all perils) .....	0	0	0	0	0	0	0	0	0	0	0	0
23.	Fidelity .....	0	0	0	0	0	0	0	0	0	0	0	0
24.	Surety .....	0	0	0	0	0	0	0	0	0	0	0	0
26.	Burglary and Theft .....	0	0	0	0	0	0	0	0	0	0	0	0
27.	Boiler and Machinery .....	104,720	106,391	0	44,633	0	0	0	0	0	0	10,470	2,588
28.	Credit .....	0	0	0	0	0	0	0	0	0	0	0	0
29.	International .....	0	0	0	0	0	0	0	0	0	0	0	0
30.	Warranty .....	0	0	0	0	0	0	0	0	0	0	0	0
31.	Reins nonproportional assumed property .....	XXX	XXX	XXX	XXX	XXX	XXX	XXX	XXX	XXX	XXX	XXX	XXX
32.	Reins nonproportional assumed liability .....	XXX	XXX	XXX	XXX	XXX	XXX	XXX	XXX	XXX	XXX	XXX	XXX
33.	Reins nonproportional assumed financial lines .....	XXX	XXX	XXX	XXX	XXX	XXX	XXX	XXX	XXX	XXX	XXX	XXX
34.	Aggregate Write-Ins for Other Lines of Business .....	0	0	0	0	0	0	0	0	0	0	0	0
35.	Total (a) .....	1,873,490	2,033,603	0	600,194	526	5,713	202,539	0	578	4,100	188,295	46,549
DETAILS OF WRITE-INS													
3401.	.....												
3402.	.....												
3403.	.....												
3498.	Summary of remaining write-ins for Line 34 from overflow page .....	0	0	0	0	0	0	0	0	0	0	0	0
3499.	Totals (Lines 3401 through 3403 plus 3498)(Line 34 above) .....	0	0	0	0	0	0	0	0	0	0	0	0

(a) Finance and service charges not included in Lines 1 to 35 \$ 0  
(b) For health business on indicated lines report: Number of persons insured under PPO managed care products 0 and number of persons insured under indemnity only products 0



ANNUAL STATEMENT FOR THE YEAR 2024 OF THE AFFILIATED FM INSURANCE COMPANY

EXHIBIT OF PREMIUMS AND LOSSES (Statutory Page 14)

NAIC Group Code 0065 BUSINESS IN THE STATE OF District of Columbia DURING THE YEAR 2024 NAIC Company Code 10014

Line of Business		Gross Premiums, Including Policy and Membership Fees, Less Return Premiums and Premiums on Policies not Taken		3	4	5	6	7	8	9	10	11	12
		1	2										
		Direct Premiums Written	Direct Premiums Earned	Dividends Paid or Credited to Policyholders on Direct Business	Direct Unearned Premium Reserves	Direct Losses Paid (deducting salvage)	Direct Losses Incurred	Direct Losses Unpaid	Direct Defense and Cost Containment Expense Paid	Direct Defense and Cost Containment Expense Incurred	Direct Defense and Cost Containment Expense Unpaid	Commissions and Brokerage Expenses	Taxes, Licenses and Fees
1.	Fire .....	3,986,783	4,013,868	0	2,444,887	1,489,900	509,963	124,260	0	(13,855)	1,907	395,843	94,748
2.1	Allied Lines .....	6,053,999	6,429,407	0	3,957,699	2,348,783	4,116,303	3,794,927	0	27,073	54,609	617,931	147,906
2.2	Multiple Peril Crop .....	0	0	0	0	0	0	0	0	0	0	0	0
2.3	Federal Flood .....	0	0	0	0	0	0	0	0	0	0	0	0
2.4.	Private Crop .....	0	0	0	0	0	0	0	0	0	0	0	0
2.5	Private Flood .....	0	0	0	0	0	0	0	0	0	0	0	0
3.	Farmowners Multiple Peril .....	0	0	0	0	0	0	0	0	0	0	0	0
4.	Homeowners Multiple Peril .....	0	0	0	0	0	0	0	0	0	0	0	0
5.1	Commercial Multiple Peril (Non-Liability Portion) .....	0	0	0	0	0	0	0	0	0	0	0	0
5.2	Commercial Multiple Peril (Liability Portion) .....	0	0	0	0	0	0	0	0	0	0	0	0
6.	Mortgage Guaranty .....	0	0	0	0	0	0	0	0	0	0	0	0
8.	Ocean Marine .....	687,580	123,099	0	635,570	0	0	0	0	0	0	68,068	16,293
9.1	Inland Marine .....	3,171,427	3,176,478	0	2,045,863	72,594	52,001	8	0	(284)	0	311,795	74,630
9.2	Pet Insurance Plans .....	0	0	0	0	0	0	0	0	0	0	0	0
10.	Financial Guaranty .....	0	0	0	0	0	0	0	0	0	0	0	0
11.1	Medical Professional Liability - Occurrence .....	0	0	0	0	0	0	0	0	0	0	0	0
11.2	Medical Professional Liability - Claims-Made .....	0	0	0	0	0	0	0	0	0	0	0	0
12.	Earthquake .....	145,248	73,746	0	84,136	0	0	0	0	0	0	13,147	3,147
13.1	Comprehensive (hospital and medical) ind (b) .....	0	0	0	0	0	0	0	0	0	0	0	0
13.2	Comprehensive (hospital and medical) group (b) .....	0	0	0	0	0	0	0	0	0	0	0	0
14.	Credit A&H (Group and Individual) .....	0	0	0	0	0	0	0	0	0	0	0	0
15.1	Vision Only (b).....	0	0	0	0	0	0	0	0	0	0	0	0
15.2	Dental Only (b) .....	0	0	0	0	0	0	0	0	0	0	0	0
15.3	Disability Income (b) .....	0	0	0	0	0	0	0	0	0	0	0	0
15.4	Medicare Supplement (b) .....	0	0	0	0	0	0	0	0	0	0	0	0
15.5	Medicaid Title XIX (b) .....	0	0	0	0	0	0	0	0	0	0	0	0
15.6	Medicare Title XVIII (b).....	0	0	0	0	0	0	0	0	0	0	0	0
15.7	Long-Term Care (b) .....	0	0	0	0	0	0	0	0	0	0	0	0
15.8	Federal Employees Health Benefits Plan (b) .....	0	0	0	0	0	0	0	0	0	0	0	0
15.9	Other Health (b) .....	0	0	0	0	0	0	0	0	0	0	0	0
16.	Workers' Compensation .....	0	0	0	0	0	0	0	0	0	0	0	0
17.1	Other Liability - Occurrence .....	0	0	0	0	0	0	0	0	0	0	0	0
17.2	Other Liability - Claims-Made .....	0	0	0	0	0	0	0	0	0	0	0	0
17.3	Excess Workers' Compensation .....	0	0	0	0	0	0	0	0	0	0	0	0
18.1	Products Liability - Occurrence .....	0	0	0	0	0	0	0	0	0	0	0	0
18.2	Products Liability - Claims-Made .....	0	0	0	0	0	0	0	0	0	0	0	0
19.1	Private Passenger Auto No-Fault (Personal Injury Protection) .....	0	0	0	0	0	0	0	0	0	0	0	0
19.2	Other Private Passenger Auto Liability .....	0	0	0	0	0	0	0	0	0	0	0	0
19.3	Commercial Auto No-Fault (Personal Injury Protection) .....	0	0	0	0	0	0	0	0	0	0	0	0
19.4	Other Commercial Auto Liability .....	0	0	0	0	0	0	0	0	0	0	0	0
21.1	Private Passenger Auto Physical Damage .....	0	0	0	0	0	0	0	0	0	0	0	0
21.2	Commercial Auto Physical Damage .....	0	0	0	0	0	0	0	0	0	0	0	0
22.	Aircraft (all perils) .....	0	0	0	0	0	0	0	0	0	0	0	0
23.	Fidelity .....	0	0	0	0	0	0	0	0	0	0	0	0
24.	Surety .....	0	0	0	0	0	0	0	0	0	0	0	0
26.	Burglary and Theft .....	0	0	0	0	0	0	0	0	0	0	0	0
27.	Boiler and Machinery .....	618,981	672,041	0	423,814	8,420	157,096	819,672	0	2,207	16,049	59,871	14,330
28.	Credit .....	0	0	0	0	0	0	0	0	0	0	0	0
29.	International .....	0	0	0	0	0	0	0	0	0	0	0	0
30.	Warranty .....	0	0	0	0	0	0	0	0	0	0	0	0
31.	Reins nonproportional assumed property .....	XXX	XXX	XXX	XXX	XXX	XXX	XXX	XXX	XXX	XXX	XXX	XXX
32.	Reins nonproportional assumed liability .....	XXX	XXX	XXX	XXX	XXX	XXX	XXX	XXX	XXX	XXX	XXX	XXX
33.	Reins nonproportional assumed financial lines .....	XXX	XXX	XXX	XXX	XXX	XXX	XXX	XXX	XXX	XXX	XXX	XXX
34.	Aggregate Write-Ins for Other Lines of Business .....	0	0	0	0	0	0	0	0	0	0	0	0
35.	Total (a) .....	14,664,018	14,488,639	0	9,591,969	3,919,697	4,835,363	4,738,866	0	15,142	72,565	1,466,655	351,054
DETAILS OF WRITE-INS													
3401.	.....												
3402.	.....												
3403.	.....												
3498.	Summary of remaining write-ins for Line 34 from overflow page .....	0	0	0	0	0	0	0	0	0	0	0	0
3499.	Totals (Lines 3401 through 3403 plus 3498)(Line 34 above) .....	0	0	0	0	0	0	0	0	0	0	0	0

(a) Finance and service charges not included in Lines 1 to 35 \$ 0  
(b) For health business on indicated lines report: Number of persons insured under PPO managed care products 0 and number of persons insured under indemnity only products 0



ANNUAL STATEMENT FOR THE YEAR 2024 OF THE AFFILIATED FM INSURANCE COMPANY

EXHIBIT OF PREMIUMS AND LOSSES (Statutory Page 14)

NAIC Group Code 0065 BUSINESS IN THE STATE OF Florida DURING THE YEAR 2024 NAIC Company Code 10014

Line of Business		Gross Premiums, Including Policy and Membership Fees, Less Return Premiums and Premiums on Policies not Taken		3	4	5	6	7	8	9	10	11	12
		1	2										
		Direct Premiums Written	Direct Premiums Earned	Dividends Paid or Credited to Policyholders on Direct Business	Direct Unearned Premium Reserves	Direct Losses Paid (deducting salvage)	Direct Losses Incurred	Direct Losses Unpaid	Direct Defense and Cost Containment Expense Paid	Direct Defense and Cost Containment Expense Incurred	Direct Defense and Cost Containment Expense Unpaid	Commissions and Brokerage Expenses	Taxes, Licenses and Fees
1.	Fire .....	9,152,851	9,422,204	0	4,330,249	160,468	349,896	837,013	0	3,600	12,844	923,822	221,123
2.1	Allied Lines .....	16,235,145	16,918,152	0	7,650,744	1,550,817	380,646	1,715,165	15,760	1,392	24,820	1,627,340	389,515
2.2	Multiple Peril Crop .....	0	0	0	0	0	0	0	0	0	0	0	0
2.3	Federal Flood .....	0	0	0	0	0	0	0	0	0	0	0	0
2.4	Private Crop .....	0	0	0	0	0	0	0	0	0	0	0	0
2.5	Private Flood .....	0	0	0	0	0	0	0	0	0	0	0	0
3.	Farmowners Multiple Peril .....	0	0	0	0	0	0	0	0	0	0	0	0
4.	Homeowners Multiple Peril .....	196,749	173,883	37,059	93,912	206,776	204,200	44,924	0	0	0	0	4,662
5.1	Commercial Multiple Peril (Non-Liability Portion) .....	0	0	0	0	0	0	0	0	0	0	0	0
5.2	Commercial Multiple Peril (Liability Portion) .....	0	0	0	0	0	0	0	0	0	0	0	0
6.	Mortgage Guaranty .....	0	0	0	0	0	0	0	0	0	0	0	0
8.	Ocean Marine .....	356,220	364,436	0	86,601	195,095	848,443	804,331	0	11,884	14,747	35,264	8,441
9.1	Inland Marine .....	3,142,557	3,349,639	0	1,476,527	25,396	56,858	2,253	0	(119,451)	45	334,676	80,107
9.2	Pet Insurance Plans .....	0	0	0	0	0	0	0	0	0	0	0	0
10.	Financial Guaranty .....	0	0	0	0	0	0	0	0	0	0	0	0
11.1	Medical Professional Liability - Occurrence .....	0	0	0	0	0	0	0	0	0	0	0	0
11.2	Medical Professional Liability - Claims-Made .....	0	0	0	0	0	0	0	0	0	0	0	0
12.	Earthquake .....	14,303	4,461	0	10,017	0	0	0	0	0	0	1,023	245
13.1	Comprehensive (hospital and medical) ind (b) .....	0	0	0	0	0	0	0	0	0	0	0	0
13.2	Comprehensive (hospital and medical) group (b) .....	0	0	0	0	0	0	0	0	0	0	0	0
14.	Credit A&H (Group and Individual) .....	0	0	0	0	0	0	0	0	0	0	0	0
15.1	Vision Only (b).....	0	0	0	0	0	0	0	0	0	0	0	0
15.2	Dental Only (b) .....	0	0	0	0	0	0	0	0	0	0	0	0
15.3	Disability Income (b) .....	0	0	0	0	0	0	0	0	0	0	0	0
15.4	Medicare Supplement (b) .....	0	0	0	0	0	0	0	0	0	0	0	0
15.5	Medicaid Title XIX (b) .....	0	0	0	0	0	0	0	0	0	0	0	0
15.6	Medicare Title XVIII (b).....	0	0	0	0	0	0	0	0	0	0	0	0
15.7	Long-Term Care (b) .....	0	0	0	0	0	0	0	0	0	0	0	0
15.8	Federal Employees Health Benefits Plan (b) .....	0	0	0	0	0	0	0	0	0	0	0	0
15.9	Other Health (b) .....	0	0	0	0	0	0	0	0	0	0	0	0
16.	Workers' Compensation .....	0	0	0	0	0	0	0	0	0	0	0	0
17.1	Other Liability - Occurrence .....	0	0	0	0	0	0	0	0	0	0	0	0
17.2	Other Liability - Claims-Made .....	0	0	0	0	0	0	0	0	0	0	0	0
17.3	Excess Workers' Compensation .....	0	0	0	0	0	0	0	0	0	0	0	0
18.1	Products Liability - Occurrence .....	0	0	0	0	0	0	0	0	0	0	0	0
18.2	Products Liability - Claims-Made .....	0	0	0	0	0	0	0	0	0	0	0	0
19.1	Private Passenger Auto No-Fault (Personal Injury Protection) .....	0	0	0	0	0	0	0	0	0	0	0	0
19.2	Other Private Passenger Auto Liability .....	0	0	0	0	0	0	0	0	0	0	0	0
19.3	Commercial Auto No-Fault (Personal Injury Protection) .....	0	0	0	0	0	0	0	0	0	0	0	0
19.4	Other Commercial Auto Liability .....	0	0	0	0	0	0	0	0	0	0	0	0
21.1	Private Passenger Auto Physical Damage .....	0	0	0	0	0	0	0	0	0	0	0	0
21.2	Commercial Auto Physical Damage .....	0	0	0	0	0	0	0	0	0	0	0	0
22.	Aircraft (all perils) .....	0	0	0	0	0	0	0	0	0	0	0	0
23.	Fidelity .....	0	0	0	0	0	0	0	0	0	0	0	0
24.	Surety .....	0	0	0	0	0	0	0	0	0	0	0	0
26.	Burglary and Theft .....	0	0	0	0	0	0	0	0	0	0	0	0
27.	Boiler and Machinery .....	954,135	1,124,608	0	465,498	1,710,346	3,217,906	1,964,097	25,377	58,982	41,443	98,764	23,640
28.	Credit .....	0	0	0	0	0	0	0	0	0	0	0	0
29.	International .....	0	0	0	0	0	0	0	0	0	0	0	0
30.	Warranty .....	0	0	0	0	0	0	0	0	0	0	0	0
31.	Reins nonproportional assumed property .....	XXX	XXX	XXX	XXX	XXX	XXX	XXX	XXX	XXX	XXX	XXX	XXX
32.	Reins nonproportional assumed liability .....	XXX	XXX	XXX	XXX	XXX	XXX	XXX	XXX	XXX	XXX	XXX	XXX
33.	Reins nonproportional assumed financial lines .....	XXX	XXX	XXX	XXX	XXX	XXX	XXX	XXX	XXX	XXX	XXX	XXX
34.	Aggregate Write-Ins for Other Lines of Business .....	0	0	0	0	0	0	0	0	0	0	0	0
35.	Total (a) .....	30,051,960	31,357,383	37,059	14,113,548	3,848,899	5,057,949	5,367,783	41,137	(43,593)	93,898	3,020,889	727,733
DETAILS OF WRITE-INS													
3401.	.....												
3402.	.....												
3403.	.....												
3498.	Summary of remaining write-ins for Line 34 from overflow page .....	0	0	0	0	0	0	0	0	0	0	0	0
3499.	Totals (Lines 3401 through 3403 plus 3498)(Line 34 above) .....	0	0	0	0	0	0	0	0	0	0	0	0

(a) Finance and service charges not included in Lines 1 to 35 \$ 0  
(b) For health business on indicated lines report: Number of persons insured under PPO managed care products 0 and number of persons insured under indemnity only products 0



ANNUAL STATEMENT FOR THE YEAR 2024 OF THE AFFILIATED FM INSURANCE COMPANY

EXHIBIT OF PREMIUMS AND LOSSES (Statutory Page 14)

NAIC Group Code 0065 BUSINESS IN THE STATE OF Georgia DURING THE YEAR 2024 NAIC Company Code 10014

Line of Business		Gross Premiums, Including Policy and Membership Fees, Less Return Premiums and Premiums on Policies not Taken		3	4	5	6	7	8	9	10	11	12
		1	2										
		Direct Premiums Written	Direct Premiums Earned	Dividends Paid or Credited to Policyholders on Direct Business	Direct Unearned Premium Reserves	Direct Losses Paid (deducting salvage)	Direct Losses Incurred	Direct Losses Unpaid	Direct Defense and Cost Containment Expense Paid	Direct Defense and Cost Containment Expense Incurred	Direct Defense and Cost Containment Expense Unpaid	Commissions and Brokerage Expenses	Taxes, Licenses and Fees
1.	Fire .....	7,675,137	7,701,449	0	3,604,054	2,425,118	8,590,403	8,885,525	1,652	136,538	174,064	775,681	184,158
2.1	Allied Lines .....	12,359,184	11,955,499	0	6,021,957	19,515,704	4,858,400	7,860,661	53,288	146,264	1,245,971	298,232	
2.2	Multiple Peril Crop .....	0	0	0	0	0	0	0	0	0	0	0	0
2.3	Federal Flood .....	0	0	0	0	0	0	0	0	0	0	0	0
2.4.	Private Crop .....	0	0	0	0	0	0	0	0	0	0	0	0
2.5	Private Flood .....	0	0	0	0	0	0	0	0	0	0	0	0
3.	Farmowners Multiple Peril .....	0	0	0	0	0	0	0	0	0	0	0	0
4.	Homeowners Multiple Peril .....	80,421	67,909	15,651	42,061	4,014	4,014	0	0	0	0	0	1,906
5.1	Commercial Multiple Peril (Non-Liability Portion) .....	0	0	0	0	0	0	0	0	0	0	0	0
5.2	Commercial Multiple Peril (Liability Portion) .....	0	0	0	0	0	0	0	0	0	0	0	0
6.	Mortgage Guaranty .....	0	0	0	0	0	0	0	0	0	0	0	0
8.	Ocean Marine .....	1,078,676	837,105	0	516,339	(21,013)	2,094,839	4,309,037	0	41,444	76,753	106,785	25,560
9.1	Inland Marine .....	5,757,610	5,878,815	0	2,381,631	1,757,773	(1,047,749)	375,001	216,599	(58,271)	9,715	572,141	136,946
9.2	Pet Insurance Plans .....	0	0	0	0	0	0	0	0	0	0	0	0
10.	Financial Guaranty .....	0	0	0	0	0	0	0	0	0	0	0	0
11.1	Medical Professional Liability - Occurrence .....	0	0	0	0	0	0	0	0	0	0	0	0
11.2	Medical Professional Liability - Claims-Made .....	0	0	0	0	0	0	0	0	0	0	0	0
12.	Earthquake .....	6,550	2,321	0	4,612	0	0	0	0	0	0	648	155
13.1	Comprehensive (hospital and medical) ind (b) .....	0	0	0	0	0	0	0	0	0	0	0	0
13.2	Comprehensive (hospital and medical) group (b) .....	0	0	0	0	0	0	0	0	0	0	0	0
14.	Credit A&H (Group and Individual) .....	0	0	0	0	0	0	0	0	0	0	0	0
15.1	Vision Only (b).....	0	0	0	0	0	0	0	0	0	0	0	0
15.2	Dental Only (b) .....	0	0	0	0	0	0	0	0	0	0	0	0
15.3	Disability Income (b) .....	0	0	0	0	0	0	0	0	0	0	0	0
15.4	Medicare Supplement (b) .....	0	0	0	0	0	0	0	0	0	0	0	0
15.5	Medicaid Title XIX (b) .....	0	0	0	0	0	0	0	0	0	0	0	0
15.6	Medicare Title XVIII (b).....	0	0	0	0	0	0	0	0	0	0	0	0
15.7	Long-Term Care (b) .....	0	0	0	0	0	0	0	0	0	0	0	0
15.8	Federal Employees Health Benefits Plan (b) .....	0	0	0	0	0	0	0	0	0	0	0	0
15.9	Other Health (b) .....	0	0	0	0	0	0	0	0	0	0	0	0
16.	Workers' Compensation .....	0	0	0	0	0	1	7	0	0	1	0	0
17.1	Other Liability - Occurrence .....	0	0	0	0	0	0	0	0	0	0	0	0
17.2	Other Liability - Claims-Made .....	0	0	0	0	0	0	0	0	0	0	0	0
17.3	Excess Workers' Compensation .....	0	0	0	0	0	0	0	0	0	0	0	0
18.1	Products Liability - Occurrence .....	0	0	0	0	0	1	12	0	0	3	0	0
18.2	Products Liability - Claims-Made .....	0	0	0	0	0	0	0	0	0	0	0	0
19.1	Private Passenger Auto No-Fault (Personal Injury Protection) .....	0	0	0	0	0	0	0	0	0	0	0	0
19.2	Other Private Passenger Auto Liability .....	0	0	0	0	0	0	0	0	0	0	0	0
19.3	Commercial Auto No-Fault (Personal Injury Protection) .....	0	0	0	0	0	0	0	0	0	0	0	0
19.4	Other Commercial Auto Liability .....	0	0	0	0	0	0	0	0	0	0	0	0
21.1	Private Passenger Auto Physical Damage .....	0	0	0	0	0	0	0	0	0	0	0	0
21.2	Commercial Auto Physical Damage .....	0	0	0	0	0	0	0	0	0	0	0	0
22.	Aircraft (all perils) .....	0	0	0	0	0	0	0	0	0	0	0	0
23.	Fidelity .....	0	0	0	0	0	0	0	0	0	0	0	0
24.	Surety .....	0	0	0	0	0	0	0	0	0	0	0	0
26.	Burglary and Theft .....	0	0	0	0	0	0	0	0	0	0	0	0
27.	Boiler and Machinery .....	2,105,166	2,002,936	0	1,051,084	0	790,000	789,999	0	21,489	21,489	210,026	50,271
28.	Credit .....	0	0	0	0	0	0	0	0	0	0	0	0
29.	International .....	0	0	0	0	0	0	0	0	0	0	0	0
30.	Warranty .....	0	0	0	0	0	0	0	0	0	0	0	0
31.	Reins nonproportional assumed property .....	XXX	XXX	XXX	XXX	XXX	XXX	XXX	XXX	XXX	XXX	XXX	XXX
32.	Reins nonproportional assumed liability .....	XXX	XXX	XXX	XXX	XXX	XXX	XXX	XXX	XXX	XXX	XXX	XXX
33.	Reins nonproportional assumed financial lines .....	XXX	XXX	XXX	XXX	XXX	XXX	XXX	XXX	XXX	XXX	XXX	XXX
34.	Aggregate Write-Ins for Other Lines of Business .....	0	0	0	0	0	0	0	0	0	0	0	0
35.	Total (a) .....	29,062,744	28,446,034	15,651	13,621,738	23,681,596	15,289,908	22,220,243	271,539	(43,476)	428,289	2,911,252	697,228
DETAILS OF WRITE-INS													
3401.	.....												
3402.	.....												
3403.	.....												
3498.	Summary of remaining write-ins for Line 34 from overflow page .....	0	0	0	0	0	0	0	0	0	0	0	0
3499.	Totals (Lines 3401 through 3403 plus 3498)(Line 34 above) .....	0	0	0	0	0	0	0	0	0	0	0	0

(a) Finance and service charges not included in Lines 1 to 35 \$ 0  
(b) For health business on indicated lines report: Number of persons insured under PPO managed care products 0 and number of persons insured under indemnity only products 0



ANNUAL STATEMENT FOR THE YEAR 2024 OF THE AFFILIATED FM INSURANCE COMPANY

EXHIBIT OF PREMIUMS AND LOSSES (Statutory Page 14)

NAIC Group Code 0065 BUSINESS IN THE STATE OF Hawaii DURING THE YEAR 2024 NAIC Company Code 10014

Line of Business		Gross Premiums, Including Policy and Membership Fees, Less Return Premiums and Premiums on Policies not Taken		3	4	5	6	7	8	9	10	11	12
		1	2										
		Direct Premiums Written	Direct Premiums Earned	Dividends Paid or Credited to Policyholders on Direct Business	Direct Unearned Premium Reserves	Direct Losses Paid (deducting salvage)	Direct Losses Incurred	Direct Losses Unpaid	Direct Defense and Cost Containment Expense Paid	Direct Defense and Cost Containment Expense Incurred	Direct Defense and Cost Containment Expense Unpaid	Commissions and Brokerage Expenses	Taxes, Licenses and Fees
1.	Fire .....	148,941	154,380	0	80,046	850,279	(2,177,673)	1	0	(43,222)	0	14,714	3,522
2.1	Allied Lines .....	316,208	334,584	0	168,331	0	100,724	100,724	0	1,449	1,449	31,278	7,487
2.2	Multiple Peril Crop .....	0	0	0	0	0	0	0	0	0	0	0	0
2.3	Federal Flood .....	0	0	0	0	0	0	0	0	0	0	0	0
2.4	Private Crop .....	0	0	0	0	0	0	0	0	0	0	0	0
2.5	Private Flood .....	0	0	0	0	0	0	0	0	0	0	0	0
3.	Farmowners Multiple Peril .....	0	0	0	0	0	0	0	0	0	0	0	0
4.	Homeowners Multiple Peril .....	0	0	0	0	0	0	0	0	0	0	0	0
5.1	Commercial Multiple Peril (Non-Liability Portion) .....	0	0	0	0	0	0	0	0	0	0	0	0
5.2	Commercial Multiple Peril (Liability Portion) .....	0	0	0	0	0	0	0	0	0	0	0	0
6.	Mortgage Guaranty .....	0	0	0	0	0	0	0	0	0	0	0	0
8.	Ocean Marine .....	0	0	0	0	0	0	0	0	0	0	0	0
9.1	Inland Marine .....	34,877	36,797	0	19,974	0	0	0	0	0	0	3,451	826
9.2	Pet Insurance Plans .....	0	0	0	0	0	0	0	0	0	0	0	0
10.	Financial Guaranty .....	0	0	0	0	0	0	0	0	0	0	0	0
11.1	Medical Professional Liability - Occurrence .....	0	0	0	0	0	0	0	0	0	0	0	0
11.2	Medical Professional Liability - Claims-Made .....	0	0	0	0	0	0	0	0	0	0	0	0
12.	Earthquake .....	290,364	443,448	0	200,774	0	0	0	0	0	0	28,745	6,880
13.1	Comprehensive (hospital and medical) ind (b) .....	0	0	0	0	0	0	0	0	0	0	0	0
13.2	Comprehensive (hospital and medical) group (b) .....	0	0	0	0	0	0	0	0	0	0	0	0
14.	Credit A&H (Group and Individual) .....	0	0	0	0	0	0	0	0	0	0	0	0
15.1	Vision Only (b).....	0	0	0	0	0	0	0	0	0	0	0	0
15.2	Dental Only (b) .....	0	0	0	0	0	0	0	0	0	0	0	0
15.3	Disability Income (b) .....	0	0	0	0	0	0	0	0	0	0	0	0
15.4	Medicare Supplement (b) .....	0	0	0	0	0	0	0	0	0	0	0	0
15.5	Medicaid Title XIX (b) .....	0	0	0	0	0	0	0	0	0	0	0	0
15.6	Medicare Title XVIII (b).....	0	0	0	0	0	0	0	0	0	0	0	0
15.7	Long-Term Care (b) .....	0	0	0	0	0	0	0	0	0	0	0	0
15.8	Federal Employees Health Benefits Plan (b) .....	0	0	0	0	0	0	0	0	0	0	0	0
15.9	Other Health (b) .....	0	0	0	0	0	0	0	0	0	0	0	0
16.	Workers' Compensation .....	0	0	0	0	0	0	0	0	0	0	0	0
17.1	Other Liability - Occurrence .....	0	0	0	0	0	0	0	0	0	0	0	0
17.2	Other Liability - Claims-Made .....	0	0	0	0	0	0	0	0	0	0	0	0
17.3	Excess Workers' Compensation .....	0	0	0	0	0	0	0	0	0	0	0	0
18.1	Products Liability - Occurrence .....	0	0	0	0	0	0	0	0	0	0	0	0
18.2	Products Liability - Claims-Made .....	0	0	0	0	0	0	0	0	0	0	0	0
19.1	Private Passenger Auto No-Fault (Personal Injury Protection) .....	0	0	0	0	0	0	0	0	0	0	0	0
19.2	Other Private Passenger Auto Liability .....	0	0	0	0	0	0	0	0	0	0	0	0
19.3	Commercial Auto No-Fault (Personal Injury Protection) .....	0	0	0	0	0	0	0	0	0	0	0	0
19.4	Other Commercial Auto Liability .....	0	0	0	0	0	0	0	0	0	0	0	0
21.1	Private Passenger Auto Physical Damage .....	0	0	0	0	0	0	0	0	0	0	0	0
21.2	Commercial Auto Physical Damage .....	0	0	0	0	0	0	0	0	0	0	0	0
22.	Aircraft (all perils) .....	0	0	0	0	0	0	0	0	0	0	0	0
23.	Fidelity .....	0	0	0	0	0	0	0	0	0	0	0	0
24.	Surety .....	0	0	0	0	0	0	0	0	0	0	0	0
26.	Burglary and Theft .....	0	0	0	0	0	0	0	0	0	0	0	0
27.	Boiler and Machinery .....	15,245	16,732	0	9,492	0	0	0	0	0	0	1,563	374
28.	Credit .....	0	0	0	0	0	0	0	0	0	0	0	0
29.	International .....	0	0	0	0	0	0	0	0	0	0	0	0
30.	Warranty .....	0	0	0	0	0	0	0	0	0	0	0	0
31.	Reins nonproportional assumed property .....	XXX	XXX	XXX	XXX	XXX	XXX	XXX	XXX	XXX	XXX	XXX	XXX
32.	Reins nonproportional assumed liability .....	XXX	XXX	XXX	XXX	XXX	XXX	XXX	XXX	XXX	XXX	XXX	XXX
33.	Reins nonproportional assumed financial lines .....	XXX	XXX	XXX	XXX	XXX	XXX	XXX	XXX	XXX	XXX	XXX	XXX
34.	Aggregate Write-Ins for Other Lines of Business .....	0	0	0	0	0	0	0	0	0	0	0	0
35.	Total (a) .....	805,635	985,941	0	478,617	850,279	(2,076,949)	100,726	0	(41,773)	1,449	79,751	19,089
DETAILS OF WRITE-INS													
3401.	.....												
3402.	.....												
3403.	.....												
3498.	Summary of remaining write-ins for Line 34 from overflow page .....	0	0	0	0	0	0	0	0	0	0	0	0
3499.	Totals (Lines 3401 through 3403 plus 3498)(Line 34 above) .....	0	0	0	0	0	0	0	0	0	0	0	0

(a) Finance and service charges not included in Lines 1 to 35 \$ .....0  
(b) For health business on indicated lines report: Number of persons insured under PPO managed care products .....0 and number of persons insured under indemnity only products .....0 .



ANNUAL STATEMENT FOR THE YEAR 2024 OF THE AFFILIATED FM INSURANCE COMPANY

EXHIBIT OF PREMIUMS AND LOSSES (Statutory Page 14)

NAIC Group Code 0065 BUSINESS IN THE STATE OF Idaho DURING THE YEAR 2024 NAIC Company Code 10014

Line of Business		Gross Premiums, Including Policy and Membership Fees, Less Return Premiums and Premiums on Policies not Taken		3  Dividends Paid or Credited to Policyholders on Direct Business	4  Direct Unearned Premium Reserves	5  Direct Losses Paid (deducting salvage)	6  Direct Losses Incurred	7  Direct Losses Unpaid	8  Direct Defense and Cost Containment Expense Paid	9  Direct Defense and Cost Containment Expense Incurred	10  Direct Defense and Cost Containment Expense Unpaid	11  Commissions and Brokerage Expenses	12  Taxes, Licenses and Fees
		1  Direct Premiums Written	2  Direct Premiums Earned										
1.	Fire .....	1,623,765	1,495,820	0	760,060	172,977	174,332	1	0	25	0	161,235	38,910
2.1	Allied Lines .....	2,576,509	2,327,417	0	1,273,667	50,875	(334,639)	57,604	0	21,748	928	255,750	61,719
2.2	Multiple Peril Crop .....	0	0	0	0	0	0	0	0	0	0	0	0
2.3	Federal Flood .....	0	0	0	0	0	0	0	0	0	0	0	0
2.4.	Private Crop .....	0	0	0	0	0	0	0	0	0	0	0	0
2.5	Private Flood .....	0	0	0	0	0	0	0	0	0	0	0	0
3.	Farmowners Multiple Peril .....	0	0	0	0	0	0	0	0	0	0	0	0
4.	Homeowners Multiple Peril .....	29,079	17,504	4,043	20,681	0	0	0	0	0	0	0	695
5.1	Commercial Multiple Peril (Non-Liability Portion) .....	0	0	0	0	0	0	0	0	0	0	0	0
5.2	Commercial Multiple Peril (Liability Portion) .....	0	0	0	0	0	0	0	0	0	0	0	0
6.	Mortgage Guaranty .....	0	0	0	0	0	0	0	0	0	0	0	0
8.	Ocean Marine .....	26,217	30,035	0	23,289	0	5,696	66,061	0	190	1,155	2,595	626
9.1	Inland Marine .....	1,267,735	1,087,149	0	619,747	36,444	(5,545)	0	0	(578)	0	126,161	30,446
9.2	Pet Insurance Plans .....	0	0	0	0	0	0	0	0	0	0	0	0
10.	Financial Guaranty .....	0	0	0	0	0	0	0	0	0	0	0	0
11.1	Medical Professional Liability - Occurrence .....	0	0	0	0	0	0	0	0	0	0	0	0
11.2	Medical Professional Liability - Claims-Made .....	0	0	0	0	0	0	0	0	0	0	0	0
12.	Earthquake .....	732,005	704,625	0	411,621	0	0	0	0	0	0	72,991	17,615
13.1	Comprehensive (hospital and medical) ind (b) .....	0	0	0	0	0	0	0	0	0	0	0	0
13.2	Comprehensive (hospital and medical) group (b) .....	0	0	0	0	0	0	0	0	0	0	0	0
14.	Credit A&H (Group and Individual) .....	0	0	0	0	0	0	0	0	0	0	0	0
15.1	Vision Only (b).....	0	0	0	0	0	0	0	0	0	0	0	0
15.2	Dental Only (b) .....	0	0	0	0	0	0	0	0	0	0	0	0
15.3	Disability Income (b) .....	0	0	0	0	0	0	0	0	0	0	0	0
15.4	Medicare Supplement (b) .....	0	0	0	0	0	0	0	0	0	0	0	0
15.5	Medicaid Title XIX (b) .....	0	0	0	0	0	0	0	0	0	0	0	0
15.6	Medicare Title XVIII (b).....	0	0	0	0	0	0	0	0	0	0	0	0
15.7	Long-Term Care (b) .....	0	0	0	0	0	0	0	0	0	0	0	0
15.8	Federal Employees Health Benefits Plan (b) .....	0	0	0	0	0	0	0	0	0	0	0	0
15.9	Other Health (b) .....	0	0	0	0	0	0	0	0	0	0	0	0
16.	Workers' Compensation .....	0	0	0	0	0	0	0	0	0	0	0	0
17.1	Other Liability - Occurrence .....	0	0	0	0	0	0	0	0	0	0	0	0
17.2	Other Liability - Claims-Made .....	0	0	0	0	0	0	0	0	0	0	0	0
17.3	Excess Workers' Compensation .....	0	0	0	0	0	0	0	0	0	0	0	0
18.1	Products Liability - Occurrence .....	0	0	0	0	0	0	0	0	0	0	0	0
18.2	Products Liability - Claims-Made .....	0	0	0	0	0	0	0	0	0	0	0	0
19.1	Private Passenger Auto No-Fault (Personal Injury Protection) .....	0	0	0	0	0	0	0	0	0	0	0	0
19.2	Other Private Passenger Auto Liability .....	0	0	0	0	0	0	0	0	0	0	0	0
19.3	Commercial Auto No-Fault (Personal Injury Protection) .....	0	0	0	0	0	0	0	0	0	0	0	0
19.4	Other Commercial Auto Liability .....	0	0	0	0	0	0	0	0	0	0	0	0
21.1	Private Passenger Auto Physical Damage .....	0	0	0	0	0	0	0	0	0	0	0	0
21.2	Commercial Auto Physical Damage .....	0	0	0	0	0	0	0	0	0	0	0	0
22.	Aircraft (all perils) .....	0	0	0	0	0	0	0	0	0	0	0	0
23.	Fidelity .....	0	0	0	0	0	0	0	0	0	0	0	0
24.	Surety .....	0	0	0	0	0	0	0	0	0	0	0	0
26.	Burglary and Theft .....	0	0	0	0	0	0	0	0	0	0	0	0
27.	Boiler and Machinery .....	364,318	334,556	0	143,661	0	129	1,119	0	5	22	36,376	8,778
28.	Credit .....	0	0	0	0	0	0	0	0	0	0	0	0
29.	International .....	0	0	0	0	0	0	0	0	0	0	0	0
30.	Warranty .....	0	0	0	0	0	0	0	0	0	0	0	0
31.	Reins nonproportional assumed property .....	XXX	XXX	XXX	XXX	XXX	XXX	XXX	XXX	XXX	XXX	XXX	XXX
32.	Reins nonproportional assumed liability .....	XXX	XXX	XXX	XXX	XXX	XXX	XXX	XXX	XXX	XXX	XXX	XXX
33.	Reins nonproportional assumed financial lines .....	XXX	XXX	XXX	XXX	XXX	XXX	XXX	XXX	XXX	XXX	XXX	XXX
34.	Aggregate Write-Ins for Other Lines of Business .....	0	0	0	0	0	0	0	0	0	0	0	0
35.	Total (a) .....	6,619,628	5,997,106	4,043	3,252,726	260,296	(160,027)	124,784	0	21,389	2,105	655,108	158,789
DETAILS OF WRITE-INS													
3401.	.....												
3402.	.....												
3403.	.....												
3498.	Summary of remaining write-ins for Line 34 from overflow page .....	0	0	0	0	0	0	0	0	0	0	0	0
3499.	Totals (Lines 3401 through 3403 plus 3498)(Line 34 above) .....	0	0	0	0	0	0	0	0	0	0	0	0

(a) Finance and service charges not included in Lines 1 to 35 \$ 0  
(b) For health business on indicated lines report: Number of persons insured under PPO managed care products 0 and number of persons insured under indemnity only products 0



ANNUAL STATEMENT FOR THE YEAR 2024 OF THE AFFILIATED FM INSURANCE COMPANY

EXHIBIT OF PREMIUMS AND LOSSES (Statutory Page 14)

NAIC Group Code 0065

BUSINESS IN THE STATE OF Illinois

DURING THE YEAR 2024

NAIC Company Code 10014

Line of Business		Gross Premiums, Including Policy and Membership Fees, Less Return Premiums and Premiums on Policies not Taken		Dividends Paid or Credited to Policyholders on Direct Business	Direct Unearned Premium Reserves	Direct Losses Paid (deducting salvage)	Direct Losses Incurred	Direct Losses Unpaid	Direct Defense and Cost Containment Expense Paid	Direct Defense and Cost Containment Expense Incurred	Direct Defense and Cost Containment Expense Unpaid	Commissions and Brokerage Expenses	Taxes, Licenses and Fees
		1 Direct Premiums Written	2 Direct Premiums Earned										
1.	Fire .....	17,907,815	17,559,914	0	9,122,881	13,832,444	4,090,168	4,514,165	600	(171,496)	70,245	1,761,216	420,638
2.1	Allied Lines .....	27,727,114	27,324,748	0	14,143,936	15,008,968	13,972,180	6,674,112	968,606	959,632	96,288	2,721,767	655,884
2.2	Multiple Peril Crop .....	0	0	0	0	0	0	0	0	0	0	0	0
2.3	Federal Flood .....	0	0	0	0	0	0	0	0	0	0	0	0
2.4	Private Crop .....	0	0	0	0	0	0	0	0	0	0	0	0
2.5	Private Flood .....	0	0	0	0	0	0	0	0	0	0	0	0
3.	Farmowners Multiple Peril .....	0	0	0	0	0	0	0	0	0	0	0	0
4.	Homeowners Multiple Peril .....	56,671	52,091	12,617	28,925	0	0	0	0	0	0	0	1,352
5.1	Commercial Multiple Peril (Non-Liability Portion) .....	0	0	0	0	0	0	0	0	0	0	0	0
5.2	Commercial Multiple Peril (Liability Portion) .....	0	0	0	0	0	0	0	0	0	0	0	0
6.	Mortgage Guaranty .....	0	0	0	0	0	0	0	0	0	0	0	0
8.	Ocean Marine .....	986,846	998,599	0	409,062	755,096	538,346	1,001,679	703	(1,141)	17,888	97,694	23,542
9.1	Inland Marine .....	12,839,136	12,816,569	0	6,397,435	2,216,475	1,643,744	867,328	2,970	(119,781)	18,673	1,271,862	306,490
9.2	Pet Insurance Plans .....	0	0	0	0	0	0	0	0	0	0	0	0
10.	Financial Guaranty .....	0	0	0	0	0	0	0	0	0	0	0	0
11.1	Medical Professional Liability - Occurrence .....	0	0	0	0	0	0	0	0	0	0	0	0
11.2	Medical Professional Liability - Claims-Made .....	0	0	0	0	0	0	0	0	0	0	0	0
12.	Earthquake .....	446,943	433,103	0	203,420	0	0	0	0	0	0	46,720	11,258
13.1	Comprehensive (hospital and medical) ind (b) .....	0	0	0	0	0	0	0	0	0	0	0	0
13.2	Comprehensive (hospital and medical) group (b) .....	0	0	0	0	0	0	0	0	0	0	0	0
14.	Credit A&H (Group and Individual) .....	0	0	0	0	0	0	0	0	0	0	0	0
15.1	Vision Only (b).....	0	0	0	0	0	0	0	0	0	0	0	0
15.2	Dental Only (b) .....	0	0	0	0	0	0	0	0	0	0	0	0
15.3	Disability Income (b) .....	0	0	0	0	0	0	0	0	0	0	0	0
15.4	Medicare Supplement (b) .....	0	0	0	0	0	0	0	0	0	0	0	0
15.5	Medicaid Title XIX (b) .....	0	0	0	0	0	0	0	0	0	0	0	0
15.6	Medicare Title XVIII (b).....	0	0	0	0	0	0	0	0	0	0	0	0
15.7	Long-Term Care (b) .....	0	0	0	0	0	0	0	0	0	0	0	0
15.8	Federal Employees Health Benefits Plan (b) .....	0	0	0	0	0	0	0	0	0	0	0	0
15.9	Other Health (b) .....	0	0	0	0	0	0	0	0	0	0	0	0
16.	Workers' Compensation .....	0	0	0	0	0	(18,364)	298,187	0	(2,324)	53,174	0	0
17.1	Other Liability - Occurrence .....	0	0	0	0	165,625	(6,845)	9,858,633	10,652	(143,168)	463,476	0	0
17.2	Other Liability - Claims-Made .....	0	0	0	0	0	0	0	0	0	0	0	0
17.3	Excess Workers' Compensation .....	0	0	0	0	0	0	0	0	0	0	0	0
18.1	Products Liability - Occurrence .....	0	0	0	0	1,975,584	(4,265,315)	7,759,919	82,301	(1,068,477)	1,616,982	0	0
18.2	Products Liability - Claims-Made .....	0	0	0	0	0	0	0	0	0	0	0	0
19.1	Private Passenger Auto No-Fault (Personal Injury Protection) .....	0	0	0	0	0	0	0	0	0	0	0	0
19.2	Other Private Passenger Auto Liability .....	0	0	0	0	0	0	0	0	0	0	0	0
19.3	Commercial Auto No-Fault (Personal Injury Protection) .....	0	0	0	0	0	0	0	0	0	0	0	0
19.4	Other Commercial Auto Liability .....	0	0	0	0	0	0	0	0	0	0	0	0
21.1	Private Passenger Auto Physical Damage .....	0	0	0	0	0	0	0	0	0	0	0	0
21.2	Commercial Auto Physical Damage .....	0	0	0	0	0	0	0	0	0	0	0	0
22.	Aircraft (all perils) .....	0	0	0	0	0	0	0	0	0	0	0	0
23.	Fidelity .....	0	0	0	0	(26,823)	(26,823)	0	0	0	0	0	0
24.	Surety .....	0	0	0	0	0	0	0	0	0	0	0	0
26.	Burglary and Theft .....	0	0	0	0	0	0	0	0	0	0	0	0
27.	Boiler and Machinery .....	3,201,658	3,339,426	0	1,659,363	451,819	864,407	618,459	0	8,575	12,109	328,272	79,106
28.	Credit .....	0	0	0	0	0	0	0	0	0	0	0	0
29.	International .....	0	0	0	0	0	0	0	0	0	0	0	0
30.	Warranty .....	0	0	0	0	0	0	0	0	0	0	0	0
31.	Reins nonproportional assumed property .....	XXX	XXX	XXX	XXX	XXX	XXX	XXX	XXX	XXX	XXX	XXX	XXX
32.	Reins nonproportional assumed liability .....	XXX	XXX	XXX	XXX	XXX	XXX	XXX	XXX	XXX	XXX	XXX	XXX
33.	Reins nonproportional assumed financial lines .....	XXX	XXX	XXX	XXX	XXX	XXX	XXX	XXX	XXX	XXX	XXX	XXX
34.	Aggregate Write-Ins for Other Lines of Business .....	0	0	0	0	0	0	0	0	0	0	0	0
35.	Total (a) .....	63,166,183	62,524,450	12,617	31,965,022	34,379,188	16,791,499	31,592,482	1,065,831	(538,181)	2,348,834	6,227,531	1,498,270
DETAILS OF WRITE-INS													
3401.	.....												
3402.	.....												
3403.	.....												
3498.	Summary of remaining write-ins for Line 34 from overflow page .....	0	0	0	0	0	0	0	0	0	0	0	0
3499.	Totals (Lines 3401 through 3403 plus 3498)(Line 34 above) .....	0	0	0	0	0	0	0	0	0	0	0	0

(a) Finance and service charges not included in Lines 1 to 35 \$ .....0  
(b) For health business on indicated lines report: Number of persons insured under PPO managed care products .....0 and number of persons insured under indemnity only products .....0 .



ANNUAL STATEMENT FOR THE YEAR 2024 OF THE AFFILIATED FM INSURANCE COMPANY

EXHIBIT OF PREMIUMS AND LOSSES (Statutory Page 14)

NAIC Group Code 0065 BUSINESS IN THE STATE OF Indiana DURING THE YEAR 2024 NAIC Company Code 10014

Line of Business		Gross Premiums, Including Policy and Membership Fees, Less Return Premiums and Premiums on Policies not Taken		3  Dividends Paid or Credited to Policyholders on Direct Business	4  Direct Unearned Premium Reserves	5  Direct Losses Paid (deducting salvage)	6  Direct Losses Incurred	7  Direct Losses Unpaid	8  Direct Defense and Cost Containment Expense Paid	9  Direct Defense and Cost Containment Expense Incurred	10  Direct Defense and Cost Containment Expense Unpaid	11  Commissions and Brokerage Expenses	12  Taxes, Licenses and Fees
		1 Direct Premiums Written	2 Direct Premiums Earned										
1.	Fire .....	6,283,302	6,387,756	0	3,052,819	291,173	(425,116)	2	0	(10,225)	0	614,443	147,071
2.1	Allied Lines .....	10,860,769	11,413,110	0	5,119,894	2,803,221	3,150,945	2,079,764	0	13,618	37,949	1,055,544	252,652
2.2	Multiple Peril Crop .....	0	0	0	0	0	0	0	0	0	0	0	0
2.3	Federal Flood .....	0	0	0	0	0	0	0	0	0	0	0	0
2.4.	Private Crop .....	0	0	0	0	0	0	0	0	0	0	0	0
2.5	Private Flood .....	0	0	0	0	0	0	0	0	0	0	0	0
3.	Farmowners Multiple Peril .....	0	0	0	0	0	0	0	0	0	0	0	0
4.	Homeowners Multiple Peril .....	9,372	8,254	1,764	3,056	0	0	0	0	0	0	0	222
5.1	Commercial Multiple Peril (Non-Liability Portion) .....	0	0	0	0	0	0	0	0	0	0	0	0
5.2	Commercial Multiple Peril (Liability Portion) .....	0	0	0	0	0	0	0	0	0	0	0	0
6.	Mortgage Guaranty .....	0	0	0	0	0	0	0	0	0	0	0	0
8.	Ocean Marine .....	337,707	331,077	0	87,800	85,358	(394,382)	269,432	0	(7,272)	4,712	33,432	8,002
9.1	Inland Marine .....	5,019,446	4,723,515	0	2,297,072	857,955	771,543	0	135	116,860	223,000	497,980	119,195
9.2	Pet Insurance Plans .....	0	0	0	0	0	0	0	0	0	0	0	0
10.	Financial Guaranty .....	0	0	0	0	0	0	0	0	0	0	0	0
11.1	Medical Professional Liability - Occurrence .....	0	0	0	0	0	0	0	0	0	0	0	0
11.2	Medical Professional Liability - Claims-Made .....	0	0	0	0	0	0	0	0	0	0	0	0
12.	Earthquake .....	717,424	702,001	0	263,782	0	0	0	0	0	0	71,229	17,049
13.1	Comprehensive (hospital and medical) ind (b) .....	0	0	0	0	0	0	0	0	0	0	0	0
13.2	Comprehensive (hospital and medical) group (b) .....	0	0	0	0	0	0	0	0	0	0	0	0
14.	Credit A&H (Group and Individual) .....	0	0	0	0	0	0	0	0	0	0	0	0
15.1	Vision Only (b).....	0	0	0	0	0	0	0	0	0	0	0	0
15.2	Dental Only (b) .....	0	0	0	0	0	0	0	0	0	0	0	0
15.3	Disability Income (b) .....	0	0	0	0	0	0	0	0	0	0	0	0
15.4	Medicare Supplement (b) .....	0	0	0	0	0	0	0	0	0	0	0	0
15.5	Medicaid Title XIX (b) .....	0	0	0	0	0	0	0	0	0	0	0	0
15.6	Medicare Title XVIII (b).....	0	0	0	0	0	0	0	0	0	0	0	0
15.7	Long-Term Care (b) .....	0	0	0	0	0	0	0	0	0	0	0	0
15.8	Federal Employees Health Benefits Plan (b) .....	0	0	0	0	0	0	0	0	0	0	0	0
15.9	Other Health (b) .....	0	0	0	0	0	0	0	0	0	0	0	0
16.	Workers' Compensation .....	0	0	0	0	0	0	0	0	0	0	0	0
17.1	Other Liability - Occurrence .....	0	0	0	0	0	3	16	0	0	1	0	0
17.2	Other Liability - Claims-Made .....	0	0	0	0	0	0	0	0	0	0	0	0
17.3	Excess Workers' Compensation .....	0	0	0	0	0	0	0	0	0	0	0	0
18.1	Products Liability - Occurrence .....	0	0	0	0	0	0	0	0	0	0	0	0
18.2	Products Liability - Claims-Made .....	0	0	0	0	0	0	0	0	0	0	0	0
19.1	Private Passenger Auto No-Fault (Personal Injury Protection) .....	0	0	0	0	0	0	0	0	0	0	0	0
19.2	Other Private Passenger Auto Liability .....	0	0	0	0	0	0	0	0	0	0	0	0
19.3	Commercial Auto No-Fault (Personal Injury Protection) .....	0	0	0	0	0	0	0	0	0	0	0	0
19.4	Other Commercial Auto Liability .....	0	0	0	0	0	0	0	0	0	0	0	0
21.1	Private Passenger Auto Physical Damage .....	0	0	0	0	0	0	0	0	0	0	0	0
21.2	Commercial Auto Physical Damage .....	0	0	0	0	0	0	0	0	0	0	0	0
22.	Aircraft (all perils) .....	0	0	0	0	0	0	0	0	0	0	0	0
23.	Fidelity .....	0	0	0	0	0	0	0	0	0	0	0	0
24.	Surety .....	0	0	0	0	0	0	0	0	0	0	0	0
26.	Burglary and Theft .....	0	0	0	0	0	0	0	0	0	0	0	0
27.	Boiler and Machinery .....	1,384,846	1,447,938	0	662,293	64,490	64,490	0	0	0	137,257	32,853	32,853
28.	Credit .....	0	0	0	0	0	0	0	0	0	0	0	0
29.	International .....	0	0	0	0	0	0	0	0	0	0	0	0
30.	Warranty .....	0	0	0	0	0	0	0	0	0	0	0	0
31.	Reins nonproportional assumed property .....	XXX	XXX	XXX	XXX	XXX	XXX	XXX	XXX	XXX	XXX	XXX	XXX
32.	Reins nonproportional assumed liability .....	XXX	XXX	XXX	XXX	XXX	XXX	XXX	XXX	XXX	XXX	XXX	XXX
33.	Reins nonproportional assumed financial lines .....	XXX	XXX	XXX	XXX	XXX	XXX	XXX	XXX	XXX	XXX	XXX	XXX
34.	Aggregate Write-Ins for Other Lines of Business .....	0	0	0	0	0	0	0	0	0	0	0	0
35.	Total (a) .....	24,612,866	25,013,651	1,764	11,486,716	4,102,197	3,167,484	2,349,214	135	112,981	265,661	2,409,885	577,044
DETAILS OF WRITE-INS													
3401.	.....												
3402.	.....												
3403.	.....												
3498.	Summary of remaining write-ins for Line 34 from overflow page .....	0	0	0	0	0	0	0	0	0	0	0	0
3499.	Totals (Lines 3401 through 3403 plus 3498)(Line 34 above) .....	0	0	0	0	0	0	0	0	0	0	0	0

(a) Finance and service charges not included in Lines 1 to 35 \$ 0  
(b) For health business on indicated lines report: Number of persons insured under PPO managed care products 0 and number of persons insured under indemnity only products 0





ANNUAL STATEMENT FOR THE YEAR 2024 OF THE AFFILIATED FM INSURANCE COMPANY

EXHIBIT OF PREMIUMS AND LOSSES (Statutory Page 14)

NAIC Group Code 0065 BUSINESS IN THE STATE OF Iowa DURING THE YEAR 2024 NAIC Company Code 10014

Line of Business		Gross Premiums, Including Policy and Membership Fees, Less Return Premiums and Premiums on Policies not Taken		3  Dividends Paid or Credited to Policyholders on Direct Business	4  Direct Unearned Premium Reserves	5  Direct Losses Paid (deducting salvage)	6  Direct Losses Incurred	7  Direct Losses Unpaid	8  Direct Defense and Cost Containment Expense Paid	9  Direct Defense and Cost Containment Expense Incurred	10  Direct Defense and Cost Containment Expense Unpaid	11  Commissions and Brokerage Expenses	12  Taxes, Licenses and Fees
		1 Direct Premiums Written	2 Direct Premiums Earned										
1.	Fire .....	1,752,516	1,712,662	0	811,879	0	(12,270)	90,199	0	(79)	1,384	173,374	42,951
2.1	Allied Lines .....	2,906,145	2,896,212	0	1,322,322	415,839	(67,397)	1	19,901	12,538	0	292,141	72,374
2.2	Multiple Peril Crop .....	0	0	0	0	0	0	0	0	0	0	0	0
2.3	Federal Flood .....	0	0	0	0	0	0	0	0	0	0	0	0
2.4	Private Crop .....	0	0	0	0	0	0	0	0	0	0	0	0
2.5	Private Flood .....	0	0	0	0	0	0	0	0	0	0	0	0
3.	Farmowners Multiple Peril .....	0	0	0	0	0	0	0	0	0	0	0	0
4.	Homeowners Multiple Peril .....	0	0	0	0	0	0	0	0	0	0	0	0
5.1	Commercial Multiple Peril (Non-Liability Portion) .....	0	0	0	0	0	0	0	0	0	0	0	0
5.2	Commercial Multiple Peril (Liability Portion) .....	0	0	0	0	0	0	0	0	0	0	0	0
6.	Mortgage Guaranty .....	0	0	0	0	0	0	0	0	0	0	0	0
8.	Ocean Marine .....	26,747	17,132	0	10,113	0	0	0	0	0	0	2,648	656
9.1	Inland Marine .....	1,409,008	1,408,306	0	581,404	152,101	113,717	125,001	0	727	3,238	142,079	35,198
9.2	Pet Insurance Plans .....	0	0	0	0	0	0	0	0	0	0	0	0
10.	Financial Guaranty .....	0	0	0	0	0	0	0	0	0	0	0	0
11.1	Medical Professional Liability - Occurrence .....	0	0	0	0	0	0	0	0	0	0	0	0
11.2	Medical Professional Liability - Claims-Made .....	0	0	0	0	0	0	0	0	0	0	0	0
12.	Earthquake .....	0	0	0	0	0	0	0	0	0	0	0	0
13.1	Comprehensive (hospital and medical) ind (b) .....	0	0	0	0	0	0	0	0	0	0	0	0
13.2	Comprehensive (hospital and medical) group (b) .....	0	0	0	0	0	0	0	0	0	0	0	0
14.	Credit A&H (Group and Individual) .....	0	0	0	0	0	0	0	0	0	0	0	0
15.1	Vision Only (b).....	0	0	0	0	0	0	0	0	0	0	0	0
15.2	Dental Only (b) .....	0	0	0	0	0	0	0	0	0	0	0	0
15.3	Disability Income (b) .....	0	0	0	0	0	0	0	0	0	0	0	0
15.4	Medicare Supplement (b) .....	0	0	0	0	0	0	0	0	0	0	0	0
15.5	Medicaid Title XIX (b) .....	0	0	0	0	0	0	0	0	0	0	0	0
15.6	Medicare Title XVIII (b).....	0	0	0	0	0	0	0	0	0	0	0	0
15.7	Long-Term Care (b) .....	0	0	0	0	0	0	0	0	0	0	0	0
15.8	Federal Employees Health Benefits Plan (b) .....	0	0	0	0	0	0	0	0	0	0	0	0
15.9	Other Health (b) .....	0	0	0	0	0	0	0	0	0	0	0	0
16.	Workers' Compensation .....	0	0	0	0	0	0	0	0	0	0	0	0
17.1	Other Liability - Occurrence .....	0	0	0	0	0	0	0	0	0	0	0	0
17.2	Other Liability - Claims-Made .....	0	0	0	0	0	0	0	0	0	0	0	0
17.3	Excess Workers' Compensation .....	0	0	0	0	0	0	0	0	0	0	0	0
18.1	Products Liability - Occurrence .....	0	0	0	0	0	0	0	0	0	0	0	0
18.2	Products Liability - Claims-Made .....	0	0	0	0	0	0	0	0	0	0	0	0
19.1	Private Passenger Auto No-Fault (Personal Injury Protection) .....	0	0	0	0	0	0	0	0	0	0	0	0
19.2	Other Private Passenger Auto Liability .....	0	0	0	0	0	0	0	0	0	0	0	0
19.3	Commercial Auto No-Fault (Personal Injury Protection) .....	0	0	0	0	0	0	0	0	0	0	0	0
19.4	Other Commercial Auto Liability .....	0	0	0	0	0	0	0	0	0	0	0	0
21.1	Private Passenger Auto Physical Damage .....	0	0	0	0	0	0	0	0	0	0	0	0
21.2	Commercial Auto Physical Damage .....	0	0	0	0	0	0	0	0	0	0	0	0
22.	Aircraft (all perils) .....	0	0	0	0	0	0	0	0	0	0	0	0
23.	Fidelity .....	0	0	0	0	0	0	0	0	0	0	0	0
24.	Surety .....	0	0	0	0	0	0	0	0	0	0	0	0
26.	Burglary and Theft .....	0	0	0	0	0	0	0	0	0	0	0	0
27.	Boiler and Machinery .....	511,875	516,901	0	238,679	0	0	0	0	0	0	52,859	13,095
28.	Credit .....	0	0	0	0	0	0	0	0	0	0	0	0
29.	International .....	0	0	0	0	0	0	0	0	0	0	0	0
30.	Warranty .....	0	0	0	0	0	0	0	0	0	0	0	0
31.	Reins nonproportional assumed property .....	XXX	XXX	XXX	XXX	XXX	XXX	XXX	XXX	XXX	XXX	XXX	XXX
32.	Reins nonproportional assumed liability .....	XXX	XXX	XXX	XXX	XXX	XXX	XXX	XXX	XXX	XXX	XXX	XXX
33.	Reins nonproportional assumed financial lines .....	XXX	XXX	XXX	XXX	XXX	XXX	XXX	XXX	XXX	XXX	XXX	XXX
34.	Aggregate Write-Ins for Other Lines of Business .....	0	0	0	0	0	0	0	0	0	0	0	0
35.	Total (a) .....	6,606,291	6,551,213	0	2,964,397	567,939	34,050	215,201	19,901	13,186	4,623	663,101	164,274
DETAILS OF WRITE-INS													
3401.	.....												
3402.	.....												
3403.	.....												
3498.	Summary of remaining write-ins for Line 34 from overflow page .....	0	0	0	0	0	0	0	0	0	0	0	0
3499.	Totals (Lines 3401 through 3403 plus 3498)(Line 34 above) .....	0	0	0	0	0	0	0	0	0	0	0	0

(a) Finance and service charges not included in Lines 1 to 35 \$ .....0  
(b) For health business on indicated lines report: Number of persons insured under PPO managed care products .....0 and number of persons insured under indemnity only products .....0 .



ANNUAL STATEMENT FOR THE YEAR 2024 OF THE AFFILIATED FM INSURANCE COMPANY

EXHIBIT OF PREMIUMS AND LOSSES (Statutory Page 14)

NAIC Group Code 0065 BUSINESS IN THE STATE OF Kansas DURING THE YEAR 2024 NAIC Company Code 10014

Line of Business		Gross Premiums, Including Policy and Membership Fees, Less Return Premiums and Premiums on Policies not Taken		3	4	5	6	7	8	9	10	11	12
		1	2										
		Direct Premiums Written	Direct Premiums Earned	Dividends Paid or Credited to Policyholders on Direct Business	Direct Unearned Premium Reserves	Direct Losses Paid (deducting salvage)	Direct Losses Incurred	Direct Losses Unpaid	Direct Defense and Cost Containment Expense Paid	Direct Defense and Cost Containment Expense Incurred	Direct Defense and Cost Containment Expense Unpaid	Commissions and Brokerage Expenses	Taxes, Licenses and Fees
1.	Fire .....	1,610,099	1,552,638	0	908,475	0	0	0	0	0	0	173,036	41,417
2.1	Allied Lines .....	3,302,694	3,032,384	0	1,836,095	453,655	1,206,355	865,993	0	11,036	12,709	346,796	83,008
2.2	Multiple Peril Crop .....	0	0	0	0	0	0	0	0	0	0	0	0
2.3	Federal Flood .....	0	0	0	0	0	0	0	0	0	0	0	0
2.4.	Private Crop .....	0	0	0	0	0	0	0	0	0	0	0	0
2.5	Private Flood .....	0	0	0	0	0	0	0	0	0	0	0	0
3.	Farmowners Multiple Peril .....	0	0	0	0	0	0	0	0	0	0	0	0
4.	Homeowners Multiple Peril .....	10,110	11,443	3,341	6,636	4,564	4,564	0	0	0	0	0	240
5.1	Commercial Multiple Peril (Non-Liability Portion) .....	0	0	0	0	0	0	0	0	0	0	0	0
5.2	Commercial Multiple Peril (Liability Portion) .....	0	0	0	0	0	0	0	0	0	0	0	0
6.	Mortgage Guaranty .....	0	0	0	0	0	0	0	0	0	0	0	0
8.	Ocean Marine .....	0	0	0	0	0	0	0	0	0	0	0	0
9.1	Inland Marine .....	1,310,722	1,265,761	0	743,004	0	(17,282)	50,001	0	264	1,295	135,339	32,394
9.2	Pet Insurance Plans .....	0	0	0	0	0	0	0	0	0	0	0	0
10.	Financial Guaranty .....	0	0	0	0	0	0	0	0	0	0	0	0
11.1	Medical Professional Liability - Occurrence .....	0	0	0	0	0	0	0	0	0	0	0	0
11.2	Medical Professional Liability - Claims-Made .....	0	0	0	0	0	0	0	0	0	0	0	0
12.	Earthquake .....	0	0	0	0	0	0	0	0	0	0	0	0
13.1	Comprehensive (hospital and medical) ind (b) .....	0	0	0	0	0	0	0	0	0	0	0	0
13.2	Comprehensive (hospital and medical) group (b) .....	0	0	0	0	0	0	0	0	0	0	0	0
14.	Credit A&H (Group and Individual) .....	0	0	0	0	0	0	0	0	0	0	0	0
15.1	Vision Only (b).....	0	0	0	0	0	0	0	0	0	0	0	0
15.2	Dental Only (b) .....	0	0	0	0	0	0	0	0	0	0	0	0
15.3	Disability Income (b) .....	0	0	0	0	0	0	0	0	0	0	0	0
15.4	Medicare Supplement (b) .....	0	0	0	0	0	0	0	0	0	0	0	0
15.5	Medicaid Title XIX (b) .....	0	0	0	0	0	0	0	0	0	0	0	0
15.6	Medicare Title XVIII (b).....	0	0	0	0	0	0	0	0	0	0	0	0
15.7	Long-Term Care (b) .....	0	0	0	0	0	0	0	0	0	0	0	0
15.8	Federal Employees Health Benefits Plan (b) .....	0	0	0	0	0	0	0	0	0	0	0	0
15.9	Other Health (b) .....	0	0	0	0	0	0	0	0	0	0	0	0
16.	Workers' Compensation .....	0	0	0	0	0	0	0	0	0	0	0	0
17.1	Other Liability - Occurrence .....	0	0	0	0	0	0	0	0	0	0	0	0
17.2	Other Liability - Claims-Made .....	0	0	0	0	0	0	0	0	0	0	0	0
17.3	Excess Workers' Compensation .....	0	0	0	0	0	0	0	0	0	0	0	0
18.1	Products Liability - Occurrence .....	0	0	0	0	0	20	244	0	7	51	0	0
18.2	Products Liability - Claims-Made .....	0	0	0	0	0	0	0	0	0	0	0	0
19.1	Private Passenger Auto No-Fault (Personal Injury Protection) .....	0	0	0	0	0	0	0	0	0	0	0	0
19.2	Other Private Passenger Auto Liability .....	0	0	0	0	0	0	0	0	0	0	0	0
19.3	Commercial Auto No-Fault (Personal Injury Protection) .....	0	0	0	0	0	0	0	0	0	0	0	0
19.4	Other Commercial Auto Liability .....	0	0	0	0	0	0	0	0	0	0	0	0
21.1	Private Passenger Auto Physical Damage .....	0	0	0	0	0	0	0	0	0	0	0	0
21.2	Commercial Auto Physical Damage .....	0	0	0	0	0	0	0	0	0	0	0	0
22.	Aircraft (all perils) .....	0	0	0	0	0	0	0	0	0	0	0	0
23.	Fidelity .....	0	0	0	0	0	0	0	0	0	0	0	0
24.	Surety .....	0	0	0	0	0	0	0	0	0	0	0	0
26.	Burglary and Theft .....	0	0	0	0	0	0	0	0	0	0	0	0
27.	Boiler and Machinery .....	465,382	473,470	0	270,784	96,505	(14,111)	2	0	(1,899)	0	47,817	11,445
28.	Credit .....	0	0	0	0	0	0	0	0	0	0	0	0
29.	International .....	0	0	0	0	0	0	0	0	0	0	0	0
30.	Warranty .....	0	0	0	0	0	0	0	0	0	0	0	0
31.	Reins nonproportional assumed property .....	XXX	XXX	XXX	XXX	XXX	XXX	XXX	XXX	XXX	XXX	XXX	XXX
32.	Reins nonproportional assumed liability .....	XXX	XXX	XXX	XXX	XXX	XXX	XXX	XXX	XXX	XXX	XXX	XXX
33.	Reins nonproportional assumed financial lines .....	XXX	XXX	XXX	XXX	XXX	XXX	XXX	XXX	XXX	XXX	XXX	XXX
34.	Aggregate Write-Ins for Other Lines of Business .....	0	0	0	0	0	0	0	0	0	0	0	0
35.	Total (a) .....	6,699,007	6,335,696	3,341	3,764,994	554,723	1,179,546	916,240	0	9,408	14,055	702,988	168,504
DETAILS OF WRITE-INS													
3401.	.....												
3402.	.....												
3403.	.....												
3498.	Summary of remaining write-ins for Line 34 from overflow page .....	0	0	0	0	0	0	0	0	0	0	0	0
3499.	Totals (Lines 3401 through 3403 plus 3498)(Line 34 above) .....	0	0	0	0	0	0	0	0	0	0	0	0

(a) Finance and service charges not included in Lines 1 to 35 \$ 0  
(b) For health business on indicated lines report: Number of persons insured under PPO managed care products 0 and number of persons insured under indemnity only products 0



ANNUAL STATEMENT FOR THE YEAR 2024 OF THE AFFILIATED FM INSURANCE COMPANY

EXHIBIT OF PREMIUMS AND LOSSES (Statutory Page 14)

NAIC Group Code 0065 BUSINESS IN THE STATE OF Kentucky DURING THE YEAR 2024 NAIC Company Code 10014

Line of Business		Gross Premiums, Including Policy and Membership Fees, Less Return Premiums and Premiums on Policies not Taken		3  Dividends Paid or Credited to Policyholders on Direct Business	4  Direct Unearned Premium Reserves	5  Direct Losses Paid (deducting salvage)	6  Direct Losses Incurred	7  Direct Losses Unpaid	8  Direct Defense and Cost Containment Expense Paid	9  Direct Defense and Cost Containment Expense Incurred	10  Direct Defense and Cost Containment Expense Unpaid	11  Commissions and Brokerage Expenses	12  Taxes, Licenses and Fees
		1 Direct Premiums Written	2 Direct Premiums Earned										
1.	Fire .....	5,258,994	4,387,182	0	2,374,901	426,650	606,274	192,647	0	2,770	2,956	517,499	125,557
2.1	Allied Lines .....	9,623,196	7,635,318	0	4,382,249	2,234,936	463,013	945,901	0	(22,265)	15,092	934,622	226,761
2.2	Multiple Peril Crop .....	0	0	0	0	0	0	0	0	0	0	0	0
2.3	Federal Flood .....	0	0	0	0	0	0	0	0	0	0	0	0
2.4.	Private Crop .....	0	0	0	0	0	0	0	0	0	0	0	0
2.5	Private Flood .....	0	0	0	0	0	0	0	0	0	0	0	0
3.	Farmowners Multiple Peril .....	0	0	0	0	0	0	0	0	0	0	0	0
4.	Homeowners Multiple Peril .....	7,949	12,391	4,192	3,832	0	0	0	0	0	0	0	191
5.1	Commercial Multiple Peril (Non-Liability Portion) .....	0	0	0	0	0	0	0	0	0	0	0	0
5.2	Commercial Multiple Peril (Liability Portion) .....	0	0	0	0	0	0	0	0	0	0	0	0
6.	Mortgage Guaranty .....	0	0	0	0	0	0	0	0	0	0	0	0
8.	Ocean Marine .....	0	0	0	0	0	0	0	0	0	0	0	0
9.1	Inland Marine .....	4,313,356	3,499,336	0	1,975,733	(1,159,286)	2,715,610	3,924,896	0	77,053	77,846	423,076	102,648
9.2	Pet Insurance Plans .....	0	0	0	0	0	0	0	0	0	0	0	0
10.	Financial Guaranty .....	0	0	0	0	0	0	0	0	0	0	0	0
11.1	Medical Professional Liability - Occurrence .....	0	0	0	0	0	0	0	0	0	0	0	0
11.2	Medical Professional Liability - Claims-Made .....	0	0	0	0	0	0	0	0	0	0	0	0
12.	Earthquake .....	637,363	552,466	0	249,740	0	0	0	0	0	0	63,126	15,316
13.1	Comprehensive (hospital and medical) ind (b) .....	0	0	0	0	0	0	0	0	0	0	0	0
13.2	Comprehensive (hospital and medical) group (b) .....	0	0	0	0	0	0	0	0	0	0	0	0
14.	Credit A&H (Group and Individual) .....	0	0	0	0	0	0	0	0	0	0	0	0
15.1	Vision Only (b).....	0	0	0	0	0	0	0	0	0	0	0	0
15.2	Dental Only (b) .....	0	0	0	0	0	0	0	0	0	0	0	0
15.3	Disability Income (b) .....	0	0	0	0	0	0	0	0	0	0	0	0
15.4	Medicare Supplement (b) .....	0	0	0	0	0	0	0	0	0	0	0	0
15.5	Medicaid Title XIX (b) .....	0	0	0	0	0	0	0	0	0	0	0	0
15.6	Medicare Title XVIII (b).....	0	0	0	0	0	0	0	0	0	0	0	0
15.7	Long-Term Care (b) .....	0	0	0	0	0	0	0	0	0	0	0	0
15.8	Federal Employees Health Benefits Plan (b) .....	0	0	0	0	0	0	0	0	0	0	0	0
15.9	Other Health (b) .....	0	0	0	0	0	0	0	0	0	0	0	0
16.	Workers' Compensation .....	0	0	0	0	130,354	(465,154)	1,139,903	9,312	(91,669)	203,271	0	0
17.1	Other Liability - Occurrence .....	0	0	0	0	0	13	64	0	0	3	0	0
17.2	Other Liability - Claims-Made .....	0	0	0	0	0	0	0	0	0	0	0	0
17.3	Excess Workers' Compensation .....	0	0	0	0	0	0	0	0	0	0	0	0
18.1	Products Liability - Occurrence .....	0	0	0	0	0	0	4	0	0	1	0	0
18.2	Products Liability - Claims-Made .....	0	0	0	0	0	0	0	0	0	0	0	0
19.1	Private Passenger Auto No-Fault (Personal Injury Protection) .....	0	0	0	0	0	0	0	0	0	0	0	0
19.2	Other Private Passenger Auto Liability .....	0	0	0	0	0	0	0	0	0	0	0	0
19.3	Commercial Auto No-Fault (Personal Injury Protection) .....	0	0	0	0	0	0	0	0	0	0	0	0
19.4	Other Commercial Auto Liability .....	0	0	0	0	0	0	0	0	0	0	0	0
21.1	Private Passenger Auto Physical Damage .....	0	0	0	0	0	0	0	0	0	0	0	0
21.2	Commercial Auto Physical Damage .....	0	0	0	0	0	0	0	0	0	0	0	0
22.	Aircraft (all perils) .....	0	0	0	0	0	0	0	0	0	0	0	0
23.	Fidelity .....	0	0	0	0	0	0	0	0	0	0	0	0
24.	Surety .....	0	0	0	0	0	0	0	0	0	0	0	0
26.	Burglary and Theft .....	0	0	0	0	0	0	0	0	0	0	0	0
27.	Boiler and Machinery .....	1,085,812	986,809	0	454,271	421,615	498,025	76,411	0	1,496	1,496	107,596	26,105
28.	Credit .....	0	0	0	0	0	0	0	0	0	0	0	0
29.	International .....	0	0	0	0	0	0	0	0	0	0	0	0
30.	Warranty .....	0	0	0	0	0	0	0	0	0	0	0	0
31.	Reins nonproportional assumed property .....	XXX	XXX	XXX	XXX	XXX	XXX	XXX	XXX	XXX	XXX	XXX	XXX
32.	Reins nonproportional assumed liability .....	XXX	XXX	XXX	XXX	XXX	XXX	XXX	XXX	XXX	XXX	XXX	XXX
33.	Reins nonproportional assumed financial lines .....	XXX	XXX	XXX	XXX	XXX	XXX	XXX	XXX	XXX	XXX	XXX	XXX
34.	Aggregate Write-Ins for Other Lines of Business .....	0	0	0	0	0	0	0	0	0	0	0	0
35.	Total (a) .....	20,926,670	17,073,502	4,192	9,440,726	2,054,269	3,817,781	6,279,826	9,312	(32,615)	300,666	2,045,919	496,578
DETAILS OF WRITE-INS													
3401.	.....												
3402.	.....												
3403.	.....												
3498.	Summary of remaining write-ins for Line 34 from overflow page .....	0	0	0	0	0	0	0	0	0	0	0	0
3499.	Totals (Lines 3401 through 3403 plus 3498)(Line 34 above) .....	0	0	0	0	0	0	0	0	0	0	0	0

(a) Finance and service charges not included in Lines 1 to 35 \$ .....0  
(b) For health business on indicated lines report: Number of persons insured under PPO managed care products .....0 and number of persons insured under indemnity only products .....0 .



ANNUAL STATEMENT FOR THE YEAR 2024 OF THE AFFILIATED FM INSURANCE COMPANY

EXHIBIT OF PREMIUMS AND LOSSES (Statutory Page 14)

NAIC Group Code 0065 BUSINESS IN THE STATE OF Louisiana DURING THE YEAR 2024 NAIC Company Code 10014

Line of Business		Gross Premiums, Including Policy and Membership Fees, Less Return Premiums and Premiums on Policies not Taken		3  Dividends Paid or Credited to Policyholders on Direct Business	4  Direct Unearned Premium Reserves	5  Direct Losses Paid (deducting salvage)	6  Direct Losses Incurred	7  Direct Losses Unpaid	8  Direct Defense and Cost Containment Expense Paid	9  Direct Defense and Cost Containment Expense Incurred	10  Direct Defense and Cost Containment Expense Unpaid	11  Commissions and Brokerage Expenses	12  Taxes, Licenses and Fees
		1 Direct Premiums Written	2 Direct Premiums Earned										
1.	Fire .....	6,690,732	6,449,109	0	2,571,938	170,337	(102,762)	19,929	0	(3,877)	306	659,569	171,110
2.1	Allied Lines .....	11,984,165	11,689,556	0	4,476,092	4,446,769	2,971,585	251,460	85,485	63,624	3,865	1,181,456	306,502
2.2	Multiple Peril Crop .....	0	0	0	0	0	0	0	0	0	0	0	0
2.3	Federal Flood .....	0	0	0	0	0	0	0	0	0	0	0	0
2.4	Private Crop .....	0	0	0	0	0	0	0	0	0	0	0	0
2.5	Private Flood .....	0	0	0	0	0	0	0	0	0	0	0	0
3.	Farmowners Multiple Peril .....	0	0	0	0	0	0	0	0	0	0	0	0
4.	Homeowners Multiple Peril .....	0	0	0	0	0	0	0	0	0	0	0	0
5.1	Commercial Multiple Peril (Non-Liability Portion) .....	0	0	0	0	0	0	0	0	0	0	0	0
5.2	Commercial Multiple Peril (Liability Portion) .....	0	0	0	0	0	0	0	0	0	0	0	0
6.	Mortgage Guaranty .....	0	0	0	0	0	0	0	0	0	0	0	0
8.	Ocean Marine .....	133,329	122,178	0	85,567	0	67,366	59,742	0	1,191	1,045	13,199	3,424
9.1	Inland Marine .....	3,333,796	3,262,540	0	1,429,356	595,000	595,000	50,000	0	502	1,295	338,669	87,860
9.2	Pet Insurance Plans .....	0	0	0	0	0	0	0	0	0	0	0	0
10.	Financial Guaranty .....	0	0	0	0	0	0	0	0	0	0	0	0
11.1	Medical Professional Liability - Occurrence .....	0	0	0	0	0	0	0	0	0	0	0	0
11.2	Medical Professional Liability - Claims-Made .....	0	0	0	0	0	0	0	0	0	0	0	0
12.	Earthquake .....	0	17	0	0	0	0	0	0	0	0	0	0
13.1	Comprehensive (hospital and medical) ind (b) .....	0	0	0	0	0	0	0	0	0	0	0	0
13.2	Comprehensive (hospital and medical) group (b) .....	0	0	0	0	0	0	0	0	0	0	0	0
14.	Credit A&H (Group and Individual) .....	0	0	0	0	0	0	0	0	0	0	0	0
15.1	Vision Only (b).....	0	0	0	0	0	0	0	0	0	0	0	0
15.2	Dental Only (b) .....	0	0	0	0	0	0	0	0	0	0	0	0
15.3	Disability Income (b) .....	0	0	0	0	0	0	0	0	0	0	0	0
15.4	Medicare Supplement (b) .....	0	0	0	0	0	0	0	0	0	0	0	0
15.5	Medicaid Title XIX (b) .....	0	0	0	0	0	0	0	0	0	0	0	0
15.6	Medicare Title XVIII (b).....	0	0	0	0	0	0	0	0	0	0	0	0
15.7	Long-Term Care (b) .....	0	0	0	0	0	0	0	0	0	0	0	0
15.8	Federal Employees Health Benefits Plan (b) .....	0	0	0	0	0	0	0	0	0	0	0	0
15.9	Other Health (b) .....	0	0	0	0	0	0	0	0	0	0	0	0
16.	Workers' Compensation .....	0	0	0	0	0	0	0	0	0	0	0	0
17.1	Other Liability - Occurrence .....	0	0	0	0	0	3	16	0	0	1	0	0
17.2	Other Liability - Claims-Made .....	0	0	0	0	0	0	0	0	0	0	0	0
17.3	Excess Workers' Compensation .....	0	0	0	0	0	0	0	0	0	0	0	0
18.1	Products Liability - Occurrence .....	0	0	0	0	0	0	0	0	0	0	0	0
18.2	Products Liability - Claims-Made .....	0	0	0	0	0	0	0	0	0	0	0	0
19.1	Private Passenger Auto No-Fault (Personal Injury Protection) .....	0	0	0	0	0	0	0	0	0	0	0	0
19.2	Other Private Passenger Auto Liability .....	0	0	0	0	0	0	0	0	0	0	0	0
19.3	Commercial Auto No-Fault (Personal Injury Protection) .....	0	0	0	0	0	0	0	0	0	0	0	0
19.4	Other Commercial Auto Liability .....	0	0	0	0	0	0	0	0	0	0	0	0
21.1	Private Passenger Auto Physical Damage .....	0	0	0	0	0	0	0	0	0	0	0	0
21.2	Commercial Auto Physical Damage .....	0	0	0	0	0	0	0	0	0	0	0	0
22.	Aircraft (all perils) .....	0	0	0	0	0	0	0	0	0	0	0	0
23.	Fidelity .....	0	0	0	0	0	0	0	0	0	0	0	0
24.	Surety .....	0	0	0	0	0	0	0	0	0	0	0	0
26.	Burglary and Theft .....	0	0	0	0	0	0	0	0	0	0	0	0
27.	Boiler and Machinery .....	1,156,232	1,125,170	0	426,140	272,388	272,389	1	0	12,460	0	115,296	29,911
28.	Credit .....	0	0	0	0	0	0	0	0	0	0	0	0
29.	International .....	0	0	0	0	0	0	0	0	0	0	0	0
30.	Warranty .....	0	0	0	0	0	0	0	0	0	0	0	0
31.	Reins nonproportional assumed property .....	XXX	XXX	XXX	XXX	XXX	XXX	XXX	XXX	XXX	XXX	XXX	XXX
32.	Reins nonproportional assumed liability .....	XXX	XXX	XXX	XXX	XXX	XXX	XXX	XXX	XXX	XXX	XXX	XXX
33.	Reins nonproportional assumed financial lines .....	XXX	XXX	XXX	XXX	XXX	XXX	XXX	XXX	XXX	XXX	XXX	XXX
34.	Aggregate Write-Ins for Other Lines of Business .....	0	0	0	0	0	0	0	0	0	0	0	0
35.	Total (a) .....	23,298,254	22,648,570	0	8,989,093	5,484,494	3,803,582	381,149	85,485	73,901	6,512	2,308,189	598,807
DETAILS OF WRITE-INS													
3401.	.....												
3402.	.....												
3403.	.....												
3498.	Summary of remaining write-ins for Line 34 from overflow page .....	0	0	0	0	0	0	0	0	0	0	0	0
3499.	Totals (Lines 3401 through 3403 plus 3498)(Line 34 above) .....	0	0	0	0	0	0	0	0	0	0	0	0

(a) Finance and service charges not included in Lines 1 to 35 \$ .....0  
(b) For health business on indicated lines report: Number of persons insured under PPO managed care products .....0 and number of persons insured under indemnity only products .....0 .



ANNUAL STATEMENT FOR THE YEAR 2024 OF THE AFFILIATED FM INSURANCE COMPANY

EXHIBIT OF PREMIUMS AND LOSSES (Statutory Page 14)

NAIC Group Code 0065 BUSINESS IN THE STATE OF Maine DURING THE YEAR 2024 NAIC Company Code 10014

Line of Business		Gross Premiums, Including Policy and Membership Fees, Less Return Premiums and Premiums on Policies not Taken		3	4	5	6	7	8	9	10	11	12
		1	2										
		Direct Premiums Written	Direct Premiums Earned	Dividends Paid or Credited to Policyholders on Direct Business	Direct Unearned Premium Reserves	Direct Losses Paid (deducting salvage)	Direct Losses Incurred	Direct Losses Unpaid	Direct Defense and Cost Containment Expense Paid	Direct Defense and Cost Containment Expense Incurred	Direct Defense and Cost Containment Expense Unpaid	Commissions and Brokerage Expenses	Taxes, Licenses and Fees
1.	Fire .....	342,227	320,798	0	185,351	0	0	0	0	0	0	30,587	7,321
2.1	Allied Lines .....	504,888	471,243	0	274,609	7,116	7,116	0	0	0	0	45,245	10,830
2.2	Multiple Peril Crop .....	0	0	0	0	0	0	0	0	0	0	0	0
2.3	Federal Flood .....	0	0	0	0	0	0	0	0	0	0	0	0
2.4	Private Crop .....	0	0	0	0	0	0	0	0	0	0	0	0
2.5	Private Flood .....	0	0	0	0	0	0	0	0	0	0	0	0
3.	Farmowners Multiple Peril .....	0	0	0	0	0	0	0	0	0	0	0	0
4.	Homeowners Multiple Peril .....	16,407	15,792	4,046	10,793	11,823	11,823	0	0	0	0	0	389
5.1	Commercial Multiple Peril (Non-Liability Portion) .....	0	0	0	0	0	0	0	0	0	0	0	0
5.2	Commercial Multiple Peril (Liability Portion) .....	0	0	0	0	0	0	0	0	0	0	0	0
6.	Mortgage Guaranty .....	0	0	0	0	0	0	0	0	0	0	0	0
8.	Ocean Marine .....	42,390	42,286	0	37,812	11,029	1,020	0	0	(160)	0	4,196	1,004
9.1	Inland Marine .....	180,221	155,510	0	107,469	0	0	0	0	0	0	14,670	3,511
9.2	Pet Insurance Plans .....	0	0	0	0	0	0	0	0	0	0	0	0
10.	Financial Guaranty .....	0	0	0	0	0	0	0	0	0	0	0	0
11.1	Medical Professional Liability - Occurrence .....	0	0	0	0	0	0	0	0	0	0	0	0
11.2	Medical Professional Liability - Claims-Made .....	0	0	0	0	0	0	0	0	0	0	0	0
12.	Earthquake .....	84	83	0	53	0	0	0	0	0	0	8	2
13.1	Comprehensive (hospital and medical) ind (b) .....	0	0	0	0	0	0	0	0	0	0	0	0
13.2	Comprehensive (hospital and medical) group (b) .....	0	0	0	0	0	0	0	0	0	0	0	0
14.	Credit A&H (Group and Individual) .....	0	0	0	0	0	0	0	0	0	0	0	0
15.1	Vision Only (b).....	0	0	0	0	0	0	0	0	0	0	0	0
15.2	Dental Only (b) .....	0	0	0	0	0	0	0	0	0	0	0	0
15.3	Disability Income (b) .....	0	0	0	0	0	0	0	0	0	0	0	0
15.4	Medicare Supplement (b) .....	0	0	0	0	0	0	0	0	0	0	0	0
15.5	Medicaid Title XIX (b) .....	0	0	0	0	0	0	0	0	0	0	0	0
15.6	Medicare Title XVIII (b).....	0	0	0	0	0	0	0	0	0	0	0	0
15.7	Long-Term Care (b) .....	0	0	0	0	0	0	0	0	0	0	0	0
15.8	Federal Employees Health Benefits Plan (b) .....	0	0	0	0	0	0	0	0	0	0	0	0
15.9	Other Health (b) .....	0	0	0	0	0	0	0	0	0	0	0	0
16.	Workers' Compensation .....	0	0	0	0	0	0	0	0	0	0	0	0
17.1	Other Liability - Occurrence .....	0	0	0	0	0	0	0	0	0	0	0	0
17.2	Other Liability - Claims-Made .....	0	0	0	0	0	0	0	0	0	0	0	0
17.3	Excess Workers' Compensation .....	0	0	0	0	0	0	0	0	0	0	0	0
18.1	Products Liability - Occurrence .....	0	0	0	0	0	0	0	0	0	0	0	0
18.2	Products Liability - Claims-Made .....	0	0	0	0	0	0	0	0	0	0	0	0
19.1	Private Passenger Auto No-Fault (Personal Injury Protection) .....	0	0	0	0	0	0	0	0	0	0	0	0
19.2	Other Private Passenger Auto Liability .....	0	0	0	0	0	0	0	0	0	0	0	0
19.3	Commercial Auto No-Fault (Personal Injury Protection) .....	0	0	0	0	0	0	0	0	0	0	0	0
19.4	Other Commercial Auto Liability .....	0	0	0	0	0	0	0	0	0	0	0	0
21.1	Private Passenger Auto Physical Damage .....	0	0	0	0	0	0	0	0	0	0	0	0
21.2	Commercial Auto Physical Damage .....	0	0	0	0	0	0	0	0	0	0	0	0
22.	Aircraft (all perils) .....	0	0	0	0	0	0	0	0	0	0	0	0
23.	Fidelity .....	0	0	0	0	0	0	0	0	0	0	0	0
24.	Surety .....	0	0	0	0	0	0	0	0	0	0	0	0
26.	Burglary and Theft .....	0	0	0	0	0	0	0	0	0	0	0	0
27.	Boiler and Machinery .....	79,521	68,952	0	51,139	0	0	0	0	0	0	5,951	1,424
28.	Credit .....	0	0	0	0	0	0	0	0	0	0	0	0
29.	International .....	0	0	0	0	0	0	0	0	0	0	0	0
30.	Warranty .....	0	0	0	0	0	0	0	0	0	0	0	0
31.	Reins nonproportional assumed property .....	XXX	XXX	XXX	XXX	XXX	XXX	XXX	XXX	XXX	XXX	XXX	XXX
32.	Reins nonproportional assumed liability .....	XXX	XXX	XXX	XXX	XXX	XXX	XXX	XXX	XXX	XXX	XXX	XXX
33.	Reins nonproportional assumed financial lines .....	XXX	XXX	XXX	XXX	XXX	XXX	XXX	XXX	XXX	XXX	XXX	XXX
34.	Aggregate Write-Ins for Other Lines of Business .....	0	0	0	0	0	0	0	0	0	0	0	0
35.	Total (a) .....	1,165,738	1,074,664	4,046	667,226	29,968	19,959	0	0	(160)	0	100,657	24,481
DETAILS OF WRITE-INS													
3401.	.....												
3402.	.....												
3403.	.....												
3498.	Summary of remaining write-ins for Line 34 from overflow page .....	0	0	0	0	0	0	0	0	0	0	0	0
3499.	Totals (Lines 3401 through 3403 plus 3498)(Line 34 above) .....	0	0	0	0	0	0	0	0	0	0	0	0

(a) Finance and service charges not included in Lines 1 to 35 \$ 0  
(b) For health business on indicated lines report: Number of persons insured under PPO managed care products 0 and number of persons insured under indemnity only products 0



ANNUAL STATEMENT FOR THE YEAR 2024 OF THE AFFILIATED FM INSURANCE COMPANY

EXHIBIT OF PREMIUMS AND LOSSES (Statutory Page 14)

NAIC Group Code 0065 BUSINESS IN THE STATE OF Maryland DURING THE YEAR 2024 NAIC Company Code 10014

Line of Business		Gross Premiums, Including Policy and Membership Fees, Less Return Premiums and Premiums on Policies not Taken		3  Dividends Paid or Credited to Policyholders on Direct Business	4  Direct Unearned Premium Reserves	5  Direct Losses Paid (deducting salvage)	6  Direct Losses Incurred	7  Direct Losses Unpaid	8  Direct Defense and Cost Containment Expense Paid	9  Direct Defense and Cost Containment Expense Incurred	10  Direct Defense and Cost Containment Expense Unpaid	11  Commissions and Brokerage Expenses	12  Taxes, Licenses and Fees
		1 Direct Premiums Written	2 Direct Premiums Earned										
1.	Fire .....	8,912,051	8,635,120	0	4,720,012	7,006,461	920,204	5,807,575	0	(80,662)	89,115	885,277	211,897
2.1	Allied Lines .....	13,837,263	13,424,871	0	7,414,980	7,532,298	7,073,367	7,092,390	22,105	11,000	102,060	1,375,406	329,213
2.2	Multiple Peril Crop .....	0	0	0	0	0	0	0	0	0	0	0	0
2.3	Federal Flood .....	0	0	0	0	0	0	0	0	0	0	0	0
2.4	Private Crop .....	0	0	0	0	0	0	0	0	0	0	0	0
2.5	Private Flood .....	0	0	0	0	0	0	0	0	0	0	0	0
3.	Farmowners Multiple Peril .....	0	0	0	0	0	0	0	0	0	0	0	0
4.	Homeowners Multiple Peril .....	7,296	6,885	1,446	3,398	0	0	0	0	0	0	0	173
5.1	Commercial Multiple Peril (Non-Liability Portion) .....	0	0	0	0	0	0	0	0	0	0	0	0
5.2	Commercial Multiple Peril (Liability Portion) .....	0	0	0	0	0	0	0	0	0	0	0	0
6.	Mortgage Guaranty .....	0	0	0	0	0	0	0	0	0	0	0	0
8.	Ocean Marine .....	239,830	240,933	0	182,263	0	(375,742)	285,332	0	(5,585)	4,990	23,742	5,683
9.1	Inland Marine .....	7,395,574	7,536,797	0	3,772,965	474,614	(180,220)	52,181	20,383	(5,120)	224,338	745,255	178,382
9.2	Pet Insurance Plans .....	0	0	0	0	0	0	0	0	0	0	0	0
10.	Financial Guaranty .....	0	0	0	0	0	0	0	0	0	0	0	0
11.1	Medical Professional Liability - Occurrence .....	0	0	0	0	0	0	0	0	0	0	0	0
11.2	Medical Professional Liability - Claims-Made .....	0	0	0	0	0	0	0	0	0	0	0	0
12.	Earthquake .....	681	680	0	35	0	0	0	0	0	0	67	16
13.1	Comprehensive (hospital and medical) ind (b) .....	0	0	0	0	0	0	0	0	0	0	0	0
13.2	Comprehensive (hospital and medical) group (b) .....	0	0	0	0	0	0	0	0	0	0	0	0
14.	Credit A&H (Group and Individual) .....	0	0	0	0	0	0	0	0	0	0	0	0
15.1	Vision Only (b).....	0	0	0	0	0	0	0	0	0	0	0	0
15.2	Dental Only (b) .....	0	0	0	0	0	0	0	0	0	0	0	0
15.3	Disability Income (b) .....	0	0	0	0	0	0	0	0	0	0	0	0
15.4	Medicare Supplement (b) .....	0	0	0	0	0	0	0	0	0	0	0	0
15.5	Medicaid Title XIX (b) .....	0	0	0	0	0	0	0	0	0	0	0	0
15.6	Medicare Title XVIII (b).....	0	0	0	0	0	0	0	0	0	0	0	0
15.7	Long-Term Care (b) .....	0	0	0	0	0	0	0	0	0	0	0	0
15.8	Federal Employees Health Benefits Plan (b) .....	0	0	0	0	0	0	0	0	0	0	0	0
15.9	Other Health (b) .....	0	0	0	0	0	0	0	0	0	0	0	0
16.	Workers' Compensation .....	0	0	0	0	0	0	0	0	0	0	0	0
17.1	Other Liability - Occurrence .....	0	0	0	0	0	0	0	0	0	0	0	0
17.2	Other Liability - Claims-Made .....	0	0	0	0	0	0	0	0	0	0	0	0
17.3	Excess Workers' Compensation .....	0	0	0	0	0	0	0	0	0	0	0	0
18.1	Products Liability - Occurrence .....	0	0	0	0	0	2	20	630	631	4	0	0
18.2	Products Liability - Claims-Made .....	0	0	0	0	0	0	0	0	0	0	0	0
19.1	Private Passenger Auto No-Fault (Personal Injury Protection) .....	0	0	0	0	0	0	0	0	0	0	0	0
19.2	Other Private Passenger Auto Liability .....	0	0	0	0	0	0	0	0	0	0	0	0
19.3	Commercial Auto No-Fault (Personal Injury Protection) .....	0	0	0	0	0	0	0	0	0	0	0	0
19.4	Other Commercial Auto Liability .....	0	0	0	0	0	0	0	0	0	0	0	0
21.1	Private Passenger Auto Physical Damage .....	0	0	0	0	0	0	0	0	0	0	0	0
21.2	Commercial Auto Physical Damage .....	0	0	0	0	0	0	0	0	0	0	0	0
22.	Aircraft (all perils) .....	0	0	0	0	0	0	0	0	0	0	0	0
23.	Fidelity .....	0	0	0	0	0	0	0	0	0	0	0	0
24.	Surety .....	0	0	0	0	0	0	0	0	0	0	0	0
26.	Burglary and Theft .....	0	0	0	0	0	0	0	0	0	0	0	0
27.	Boiler and Machinery .....	2,056,170	2,098,988	0	1,134,445	131,621	220,541	611,282	0	3,001	11,969	207,586	49,687
28.	Credit .....	0	0	0	0	0	0	0	0	0	0	0	0
29.	International .....	0	0	0	0	0	0	0	0	0	0	0	0
30.	Warranty .....	0	0	0	0	0	0	0	0	0	0	0	0
31.	Reins nonproportional assumed property .....	XXX	XXX	XXX	XXX	XXX	XXX	XXX	XXX	XXX	XXX	XXX	XXX
32.	Reins nonproportional assumed liability .....	XXX	XXX	XXX	XXX	XXX	XXX	XXX	XXX	XXX	XXX	XXX	XXX
33.	Reins nonproportional assumed financial lines .....	XXX	XXX	XXX	XXX	XXX	XXX	XXX	XXX	XXX	XXX	XXX	XXX
34.	Aggregate Write-Ins for Other Lines of Business .....	0	0	0	0	0	0	0	0	0	0	0	0
35.	Total (a) .....	32,448,865	31,944,274	1,446	17,228,098	15,144,993	7,658,152	13,848,780	43,117	(76,734)	432,477	3,237,333	775,051
DETAILS OF WRITE-INS													
3401.	.....												
3402.	.....												
3403.	.....												
3498.	Summary of remaining write-ins for Line 34 from overflow page .....	0	0	0	0	0	0	0	0	0	0	0	0
3499.	Totals (Lines 3401 through 3403 plus 3498)(Line 34 above) .....	0	0	0	0	0	0	0	0	0	0	0	0

(a) Finance and service charges not included in Lines 1 to 35 \$ 0  
(b) For health business on indicated lines report: Number of persons insured under PPO managed care products 0 and number of persons insured under indemnity only products 0



ANNUAL STATEMENT FOR THE YEAR 2024 OF THE AFFILIATED FM INSURANCE COMPANY

EXHIBIT OF PREMIUMS AND LOSSES (Statutory Page 14)

NAIC Group Code 0065 BUSINESS IN THE STATE OF Massachusetts DURING THE YEAR 2024 NAIC Company Code 10014

Line of Business		Gross Premiums, Including Policy and Membership Fees, Less Return Premiums and Premiums on Policies not Taken		3	4	5	6	7	8	9	10	11	12
		1	2										
		Direct Premiums Written	Direct Premiums Earned	Dividends Paid or Credited to Policyholders on Direct Business	Direct Unearned Premium Reserves	Direct Losses Paid (deducting salvage)	Direct Losses Incurred	Direct Losses Unpaid	Direct Defense and Cost Containment Expense Paid	Direct Defense and Cost Containment Expense Incurred	Direct Defense and Cost Containment Expense Unpaid	Commissions and Brokerage Expenses	Taxes, Licenses and Fees
1.	Fire .....	14,412,994	13,606,189	0	8,038,715	2,438,199	741,172	1,871,084	121,880	74,864	107,064	1,737,833	316,388
2.1	Allied Lines .....	20,602,924	19,252,722	0	10,877,073	2,443,564	584,470	1,052,564	0	(24,399)	15,147	2,107,633	504,477
2.2	Multiple Peril Crop .....	0	0	0	0	0	0	0	0	0	0	0	0
2.3	Federal Flood .....	0	0	0	0	0	0	0	0	0	0	0	0
2.4	Private Crop .....	0	0	0	0	0	0	0	0	0	0	0	0
2.5	Private Flood .....	0	0	0	0	0	0	0	0	0	0	0	0
3.	Farmowners Multiple Peril .....	0	0	0	0	0	0	0	0	0	0	0	0
4.	Homeowners Multiple Peril .....	685,166	639,423	164,601	372,874	234,985	165,985	5,000	0	0	0	0	16,235
5.1	Commercial Multiple Peril (Non-Liability Portion) .....	0	0	0	0	22,294	22,294	0	0	0	0	0	0
5.2	Commercial Multiple Peril (Liability Portion) .....	0	0	0	0	0	0	0	0	0	0	0	0
6.	Mortgage Guaranty .....	0	0	0	0	0	0	0	0	0	0	0	0
8.	Ocean Marine .....	2,220,246	3,311,814	0	1,267,023	1,358,367	559,850	2,184,852	1,622	(6,556)	42,230	219,796	52,610
9.1	Inland Marine .....	6,001,731	5,766,325	0	3,302,593	385,854	529,936	341,682	34,202	(81,769)	6,750	601,657	144,011
9.2	Pet Insurance Plans .....	0	0	0	0	0	0	0	0	0	0	0	0
10.	Financial Guaranty .....	0	0	0	0	0	0	0	0	0	0	0	0
11.1	Medical Professional Liability - Occurrence .....	0	0	0	0	0	0	0	0	0	0	0	0
11.2	Medical Professional Liability - Claims-Made .....	0	0	0	0	0	0	0	0	0	0	0	0
12.	Earthquake .....	9,767	10,147	0	5,975	0	0	0	0	0	0	967	231
13.1	Comprehensive (hospital and medical) ind (b) .....	0	0	0	0	0	0	0	0	0	0	0	0
13.2	Comprehensive (hospital and medical) group (b) .....	0	0	0	0	0	0	0	0	0	0	0	0
14.	Credit A&H (Group and Individual) .....	0	0	0	0	0	0	0	0	0	0	0	0
15.1	Vision Only (b).....	0	0	0	0	0	0	0	0	0	0	0	0
15.2	Dental Only (b) .....	0	0	0	0	0	0	0	0	0	0	0	0
15.3	Disability Income (b) .....	0	0	0	0	0	0	0	0	0	0	0	0
15.4	Medicare Supplement (b) .....	0	0	0	0	0	0	0	0	0	0	0	0
15.5	Medicaid Title XIX (b) .....	0	0	0	0	0	0	0	0	0	0	0	0
15.6	Medicare Title XVIII (b).....	0	0	0	0	0	0	0	0	0	0	0	0
15.7	Long-Term Care (b) .....	0	0	0	0	0	0	0	0	0	0	0	0
15.8	Federal Employees Health Benefits Plan (b) .....	0	0	0	0	0	0	0	0	0	0	0	0
15.9	Other Health (b) .....	0	0	0	0	0	0	0	0	0	0	0	0
16.	Workers' Compensation .....	0	0	0	0	0	0	0	0	0	0	0	0
17.1	Other Liability - Occurrence .....	0	0	0	0	2,535	192,129	1,120,250	12,089	7,484	52,665	0	0
17.2	Other Liability - Claims-Made .....	0	0	0	0	0	0	0	0	0	0	0	0
17.3	Excess Workers' Compensation .....	0	0	0	0	0	0	0	0	0	0	0	0
18.1	Products Liability - Occurrence .....	0	0	0	0	0	1	12	0	0	3	0	0
18.2	Products Liability - Claims-Made .....	0	0	0	0	0	0	0	0	0	0	0	0
19.1	Private Passenger Auto No-Fault (Personal Injury Protection) .....	0	0	0	0	0	0	0	0	0	0	0	0
19.2	Other Private Passenger Auto Liability .....	0	0	0	0	0	0	0	0	0	0	0	0
19.3	Commercial Auto No-Fault (Personal Injury Protection) .....	0	0	0	0	0	0	0	0	0	0	0	0
19.4	Other Commercial Auto Liability .....	0	0	0	0	0	0	0	0	0	0	0	0
21.1	Private Passenger Auto Physical Damage .....	0	0	0	0	0	0	0	0	0	0	0	0
21.2	Commercial Auto Physical Damage .....	0	0	0	0	0	0	0	0	0	0	0	0
22.	Aircraft (all perils) .....	0	0	0	0	0	0	0	0	0	0	0	0
23.	Fidelity .....	0	0	0	0	0	0	0	0	0	0	0	0
24.	Surety .....	0	0	0	0	0	0	0	0	0	0	0	0
26.	Burglary and Theft .....	0	0	0	0	0	0	0	0	0	0	0	0
27.	Boiler and Machinery .....	1,608,746	1,578,580	0	858,516	566,234	194,951	667,002	0	(4,765)	13,060	162,200	38,824
28.	Credit .....	0	0	0	0	0	0	0	0	0	0	0	0
29.	International .....	0	0	0	0	0	0	0	0	0	0	0	0
30.	Warranty .....	0	0	0	0	0	0	0	0	0	0	0	0
31.	Reins nonproportional assumed property .....	XXX	XXX	XXX	XXX	XXX	XXX	XXX	XXX	XXX	XXX	XXX	XXX
32.	Reins nonproportional assumed liability .....	XXX	XXX	XXX	XXX	XXX	XXX	XXX	XXX	XXX	XXX	XXX	XXX
33.	Reins nonproportional assumed financial lines .....	XXX	XXX	XXX	XXX	XXX	XXX	XXX	XXX	XXX	XXX	XXX	XXX
34.	Aggregate Write-Ins for Other Lines of Business .....	0	0	0	0	0	0	0	0	0	0	0	0
35.	Total (a) .....	45,541,574	44,165,200	164,601	24,722,769	7,452,031	2,990,789	7,242,446	169,793	(35,141)	236,918	4,830,086	1,072,776
DETAILS OF WRITE-INS													
3401.	.....												
3402.	.....												
3403.	.....												
3498.	Summary of remaining write-ins for Line 34 from overflow page .....	0	0	0	0	0	0	0	0	0	0	0	0
3499.	Totals (Lines 3401 through 3403 plus 3498)(Line 34 above) .....	0	0	0	0	0	0	0	0	0	0	0	0

(a) Finance and service charges not included in Lines 1 to 35 \$ 0  
(b) For health business on indicated lines report: Number of persons insured under PPO managed care products 0 and number of persons insured under indemnity only products 0



ANNUAL STATEMENT FOR THE YEAR 2024 OF THE AFFILIATED FM INSURANCE COMPANY

EXHIBIT OF PREMIUMS AND LOSSES (Statutory Page 14)

NAIC Group Code 0065 BUSINESS IN THE STATE OF Michigan DURING THE YEAR 2024 NAIC Company Code 10014

Line of Business		Gross Premiums, Including Policy and Membership Fees, Less Return Premiums and Premiums on Policies not Taken		3	4	5	6	7	8	9	10	11	12
		1	2										
		Direct Premiums Written	Direct Premiums Earned	Dividends Paid or Credited to Policyholders on Direct Business	Direct Unearned Premium Reserves	Direct Losses Paid (deducting salvage)	Direct Losses Incurred	Direct Losses Unpaid	Direct Defense and Cost Containment Expense Paid	Direct Defense and Cost Containment Expense Incurred	Direct Defense and Cost Containment Expense Unpaid	Commissions and Brokerage Expenses	Taxes, Licenses and Fees
1.	Fire .....	5,161,734	4,922,368	0	2,570,510	4,841,995	5,312,779	245,767	0	7,954	3,771	512,917	122,770
2.1	Allied Lines .....	8,046,266	7,647,722	0	4,023,478	1,114,738	5,043,181	5,796,144	0	52,042	83,777	802,147	192,000
2.2	Multiple Peril Crop .....	0	0	0	0	0	0	0	0	0	0	0	0
2.3	Federal Flood .....	0	0	0	0	0	0	0	0	0	0	0	0
2.4	Private Crop .....	0	0	0	0	0	0	0	0	0	0	0	0
2.5	Private Flood .....	0	0	0	0	0	0	0	0	0	0	0	0
3.	Farmowners Multiple Peril .....	0	0	0	0	0	0	0	0	0	0	0	0
4.	Homeowners Multiple Peril .....	3,820	3,716	973	2,574	0	0	0	0	0	0	0	91
5.1	Commercial Multiple Peril (Non-Liability Portion) .....	0	0	0	0	0	0	0	0	0	0	0	0
5.2	Commercial Multiple Peril (Liability Portion) .....	0	0	0	0	0	0	0	0	0	0	0	0
6.	Mortgage Guaranty .....	0	0	0	0	0	0	0	0	0	0	0	0
8.	Ocean Marine .....	251,255	255,557	0	98,862	143,541	(130,977)	75,247	0	(4,279)	1,316	24,873	5,954
9.1	Inland Marine .....	3,160,163	3,145,633	0	1,516,439	0	16,295	66,787	291,278	292,105	1,627	315,917	75,617
9.2	Pet Insurance Plans .....	0	0	0	0	0	0	0	0	0	0	0	0
10.	Financial Guaranty .....	0	0	0	0	0	0	0	0	0	0	0	0
11.1	Medical Professional Liability - Occurrence .....	0	0	0	0	0	0	0	0	0	0	0	0
11.2	Medical Professional Liability - Claims-Made .....	0	0	0	0	0	0	0	0	0	0	0	0
12.	Earthquake .....	0	0	0	0	0	0	0	0	0	0	0	0
13.1	Comprehensive (hospital and medical) ind (b) .....	0	0	0	0	0	0	0	0	0	0	0	0
13.2	Comprehensive (hospital and medical) group (b) .....	0	0	0	0	0	0	0	0	0	0	0	0
14.	Credit A&H (Group and Individual) .....	0	0	0	0	0	0	0	0	0	0	0	0
15.1	Vision Only (b).....	0	0	0	0	0	0	0	0	0	0	0	0
15.2	Dental Only (b) .....	0	0	0	0	0	0	0	0	0	0	0	0
15.3	Disability Income (b) .....	0	0	0	0	0	0	0	0	0	0	0	0
15.4	Medicare Supplement (b) .....	0	0	0	0	0	0	0	0	0	0	0	0
15.5	Medicaid Title XIX (b) .....	0	0	0	0	0	0	0	0	0	0	0	0
15.6	Medicare Title XVIII (b).....	0	0	0	0	0	0	0	0	0	0	0	0
15.7	Long-Term Care (b) .....	0	0	0	0	0	0	0	0	0	0	0	0
15.8	Federal Employees Health Benefits Plan (b) .....	0	0	0	0	0	0	0	0	0	0	0	0
15.9	Other Health (b) .....	0	0	0	0	0	0	0	0	0	0	0	0
16.	Workers' Compensation .....	0	0	0	0	5,217	(5,823)	147,048	0	(1,494)	26,222	0	0
17.1	Other Liability - Occurrence .....	0	0	0	0	0	158,879	801,185	0	(1,861)	37,665	0	0
17.2	Other Liability - Claims-Made .....	0	0	0	0	0	0	0	0	0	0	0	0
17.3	Excess Workers' Compensation .....	0	0	0	0	0	0	0	0	0	0	0	0
18.1	Products Liability - Occurrence .....	0	0	0	0	0	4	53	494	495	11	0	0
18.2	Products Liability - Claims-Made .....	0	0	0	0	0	0	0	0	0	0	0	0
19.1	Private Passenger Auto No-Fault (Personal Injury Protection) .....	0	0	0	0	0	0	0	0	0	0	0	0
19.2	Other Private Passenger Auto Liability .....	0	0	0	0	0	0	0	0	0	0	0	0
19.3	Commercial Auto No-Fault (Personal Injury Protection) .....	0	0	0	0	0	0	0	0	0	0	0	0
19.4	Other Commercial Auto Liability .....	0	0	0	0	0	0	0	0	0	0	0	0
21.1	Private Passenger Auto Physical Damage .....	0	0	0	0	0	0	0	0	0	0	0	0
21.2	Commercial Auto Physical Damage .....	0	0	0	0	0	0	0	0	0	0	0	0
22.	Aircraft (all perils) .....	0	0	0	0	0	0	0	0	0	0	0	0
23.	Fidelity .....	0	0	0	0	(175)	(175)	0	0	0	0	0	0
24.	Surety .....	0	0	0	0	0	0	0	0	0	0	0	0
26.	Burglary and Theft .....	0	0	0	0	0	0	0	0	0	0	0	0
27.	Boiler and Machinery .....	1,079,934	1,185,796	0	506,606	330,236	477,188	229,839	0	3,077	4,500	109,806	26,283
28.	Credit .....	0	0	0	0	0	0	0	0	0	0	0	0
29.	International .....	0	0	0	0	0	0	0	0	0	0	0	0
30.	Warranty .....	0	0	0	0	0	0	0	0	0	0	0	0
31.	Reins nonproportional assumed property .....	XXX	XXX	XXX	XXX	XXX	XXX	XXX	XXX	XXX	XXX	XXX	XXX
32.	Reins nonproportional assumed liability .....	XXX	XXX	XXX	XXX	XXX	XXX	XXX	XXX	XXX	XXX	XXX	XXX
33.	Reins nonproportional assumed financial lines .....	XXX	XXX	XXX	XXX	XXX	XXX	XXX	XXX	XXX	XXX	XXX	XXX
34.	Aggregate Write-Ins for Other Lines of Business .....	0	0	0	0	0	0	0	0	0	0	0	0
35.	Total (a) .....	17,703,172	17,160,792	973	8,718,469	6,435,551	10,871,351	7,362,070	291,772	348,040	158,890	1,765,660	422,715
DETAILS OF WRITE-INS													
3401.	.....												
3402.	.....												
3403.	.....												
3498.	Summary of remaining write-ins for Line 34 from overflow page .....	0	0	0	0	0	0	0	0	0	0	0	0
3499.	Totals (Lines 3401 through 3403 plus 3498)(Line 34 above) .....	0	0	0	0	0	0	0	0	0	0	0	0

(a) Finance and service charges not included in Lines 1 to 35 \$ 0  
(b) For health business on indicated lines report: Number of persons insured under PPO managed care products 0 and number of persons insured under indemnity only products 0





ANNUAL STATEMENT FOR THE YEAR 2024 OF THE AFFILIATED FM INSURANCE COMPANY

EXHIBIT OF PREMIUMS AND LOSSES (Statutory Page 14)

NAIC Group Code 0065 BUSINESS IN THE STATE OF Minnesota DURING THE YEAR 2024 NAIC Company Code 10014

Line of Business		Gross Premiums, Including Policy and Membership Fees, Less Return Premiums and Premiums on Policies not Taken		3	4	5	6	7	8	9	10	11	12
		1	2										
		Direct Premiums Written	Direct Premiums Earned	Dividends Paid or Credited to Policyholders on Direct Business	Direct Unearned Premium Reserves	Direct Losses Paid (deducting salvage)	Direct Losses Incurred	Direct Losses Unpaid	Direct Defense and Cost Containment Expense Paid	Direct Defense and Cost Containment Expense Incurred	Direct Defense and Cost Containment Expense Unpaid	Commissions and Brokerage Expenses	Taxes, Licenses and Fees
1.	Fire .....	7,551,002	6,959,798	0	3,584,437	972,406	(361,224)	20,809	0	(19,014)	319	716,630	171,531
2.1	Allied Lines .....	11,168,710	9,635,464	0	5,323,302	2,627,793	8,931,700	11,017,592	0	136,230	200,251	1,061,886	254,170
2.2	Multiple Peril Crop .....	0	0	0	0	0	0	0	0	0	0	0	0
2.3	Federal Flood .....	0	0	0	0	0	0	0	0	0	0	0	0
2.4.	Private Crop .....	0	0	0	0	0	0	0	0	0	0	0	0
2.5	Private Flood .....	0	0	0	0	0	0	0	0	0	0	0	0
3.	Farmowners Multiple Peril .....	0	0	0	0	0	0	0	0	0	0	0	0
4.	Homeowners Multiple Peril .....	44,942	43,766	11,300	25,449	76,711	114,510	43,299	0	0	0	0	1,065
5.1	Commercial Multiple Peril (Non-Liability Portion) .....	0	0	0	0	0	0	0	0	0	0	0	0
5.2	Commercial Multiple Peril (Liability Portion) .....	0	0	0	0	0	0	0	0	0	0	0	0
6.	Mortgage Guaranty .....	0	0	0	0	0	0	0	0	0	0	0	0
8.	Ocean Marine .....	174,793	182,355	0	127,824	23,087	(5,928)	16,037	0	(440)	280	17,304	4,142
9.1	Inland Marine .....	7,046,426	6,194,340	0	3,364,173	536,961	479,354	50,002	0	(291)	1,295	673,556	161,221
9.2	Pet Insurance Plans .....	0	0	0	0	0	0	0	0	0	0	0	0
10.	Financial Guaranty .....	0	0	0	0	0	0	0	0	0	0	0	0
11.1	Medical Professional Liability - Occurrence .....	0	0	0	0	0	0	0	0	0	0	0	0
11.2	Medical Professional Liability - Claims-Made .....	0	0	0	0	0	0	0	0	0	0	0	0
12.	Earthquake .....	6,573	1,684	0	4,910	0	0	0	0	0	0	651	156
13.1	Comprehensive (hospital and medical) ind (b) .....	0	0	0	0	0	0	0	0	0	0	0	0
13.2	Comprehensive (hospital and medical) group (b) .....	0	0	0	0	0	0	0	0	0	0	0	0
14.	Credit A&H (Group and Individual) .....	0	0	0	0	0	0	0	0	0	0	0	0
15.1	Vision Only (b).....	0	0	0	0	0	0	0	0	0	0	0	0
15.2	Dental Only (b) .....	0	0	0	0	0	0	0	0	0	0	0	0
15.3	Disability Income (b) .....	0	0	0	0	0	0	0	0	0	0	0	0
15.4	Medicare Supplement (b) .....	0	0	0	0	0	0	0	0	0	0	0	0
15.5	Medicaid Title XIX (b) .....	0	0	0	0	0	0	0	0	0	0	0	0
15.6	Medicare Title XVIII (b).....	0	0	0	0	0	0	0	0	0	0	0	0
15.7	Long-Term Care (b) .....	0	0	0	0	0	0	0	0	0	0	0	0
15.8	Federal Employees Health Benefits Plan (b) .....	0	0	0	0	0	0	0	0	0	0	0	0
15.9	Other Health (b) .....	0	0	0	0	0	0	0	0	0	0	0	0
16.	Workers' Compensation .....	0	0	0	0	0	150,306	1,076,586	0	29,585	191,980	0	0
17.1	Other Liability - Occurrence .....	0	0	0	0	0	381	1,923	0	(4)	90	0	0
17.2	Other Liability - Claims-Made .....	0	0	0	0	0	0	0	0	0	0	0	0
17.3	Excess Workers' Compensation .....	0	0	0	0	0	0	0	0	0	0	0	0
18.1	Products Liability - Occurrence .....	0	0	0	0	0	61	732	0	20	152	0	0
18.2	Products Liability - Claims-Made .....	0	0	0	0	0	0	0	0	0	0	0	0
19.1	Private Passenger Auto No-Fault (Personal Injury Protection) .....	0	0	0	0	0	0	0	0	0	0	0	0
19.2	Other Private Passenger Auto Liability .....	0	0	0	0	0	0	0	0	0	0	0	0
19.3	Commercial Auto No-Fault (Personal Injury Protection) .....	0	0	0	0	0	0	0	0	0	0	0	0
19.4	Other Commercial Auto Liability .....	0	0	0	0	0	0	0	0	0	0	0	0
21.1	Private Passenger Auto Physical Damage .....	0	0	0	0	0	0	0	0	0	0	0	0
21.2	Commercial Auto Physical Damage .....	0	0	0	0	0	0	0	0	0	0	0	0
22.	Aircraft (all perils) .....	0	0	0	0	0	0	0	0	0	0	0	0
23.	Fidelity .....	0	0	0	0	0	0	0	0	0	0	0	0
24.	Surety .....	0	0	0	0	0	0	0	0	0	0	0	0
26.	Burglary and Theft .....	0	0	0	0	0	0	0	0	0	0	0	0
27.	Boiler and Machinery .....	1,391,971	1,365,331	0	630,928	197,541	197,543	1	0	0	0	137,647	32,947
28.	Credit .....	0	0	0	0	0	0	0	0	0	0	0	0
29.	International .....	0	0	0	0	0	0	0	0	0	0	0	0
30.	Warranty .....	0	0	0	0	0	0	0	0	0	0	0	0
31.	Reins nonproportional assumed property .....	XXX	XXX	XXX	XXX	XXX	XXX	XXX	XXX	XXX	XXX	XXX	XXX
32.	Reins nonproportional assumed liability .....	XXX	XXX	XXX	XXX	XXX	XXX	XXX	XXX	XXX	XXX	XXX	XXX
33.	Reins nonproportional assumed financial lines .....	XXX	XXX	XXX	XXX	XXX	XXX	XXX	XXX	XXX	XXX	XXX	XXX
34.	Aggregate Write-Ins for Other Lines of Business .....	0	0	0	0	0	0	0	0	0	0	0	0
35.	Total (a) .....	27,384,417	24,382,738	11,300	13,061,023	4,434,498	9,506,703	12,226,980	0	146,084	394,369	2,607,674	625,232
DETAILS OF WRITE-INS													
3401.	.....												
3402.	.....												
3403.	.....												
3498.	Summary of remaining write-ins for Line 34 from overflow page .....	0	0	0	0	0	0	0	0	0	0	0	0
3499.	Totals (Lines 3401 through 3403 plus 3498)(Line 34 above) .....	0	0	0	0	0	0	0	0	0	0	0	0

(a) Finance and service charges not included in Lines 1 to 35 \$ 0  
(b) For health business on indicated lines report: Number of persons insured under PPO managed care products 0 and number of persons insured under indemnity only products 0



ANNUAL STATEMENT FOR THE YEAR 2024 OF THE AFFILIATED FM INSURANCE COMPANY

EXHIBIT OF PREMIUMS AND LOSSES (Statutory Page 14)

NAIC Group Code 0065 BUSINESS IN THE STATE OF Mississippi DURING THE YEAR 2024 NAIC Company Code 10014

Line of Business		Gross Premiums, Including Policy and Membership Fees, Less Return Premiums and Premiums on Policies not Taken		3  Dividends Paid or Credited to Policyholders on Direct Business	4  Direct Unearned Premium Reserves	5  Direct Losses Paid (deducting salvage)	6  Direct Losses Incurred	7  Direct Losses Unpaid	8  Direct Defense and Cost Containment Expense Paid	9  Direct Defense and Cost Containment Expense Incurred	10  Direct Defense and Cost Containment Expense Unpaid	11  Commissions and Brokerage Expenses	12  Taxes, Licenses and Fees
		1 Direct Premiums Written	2 Direct Premiums Earned										
1.	Fire .....	4,614,013	4,906,811	0	1,983,728	(62,769)	32,021	94,790	0	1,455	1,455	464,315	111,258
2.1	Allied Lines .....	7,408,493	7,733,723	0	3,232,261	12,671,192	1,481,488	6,891,952	0	(161,627)	111,025	747,134	179,027
2.2	Multiple Peril Crop .....	0	0	0	0	0	0	0	0	0	0	0	0
2.3	Federal Flood .....	0	0	0	0	0	0	0	0	0	0	0	0
2.4	Private Crop .....	0	0	0	0	0	0	0	0	0	0	0	0
2.5	Private Flood .....	0	0	0	0	0	0	0	0	0	0	0	0
3.	Farmowners Multiple Peril .....	0	0	0	0	0	0	0	0	0	0	0	0
4.	Homeowners Multiple Peril .....	0	0	0	0	0	0	0	0	0	0	0	0
5.1	Commercial Multiple Peril (Non-Liability Portion) .....	0	0	0	0	0	(10,483)	0	0	(2)	0	0	0
5.2	Commercial Multiple Peril (Liability Portion) .....	0	0	0	0	0	0	0	0	0	0	0	0
6.	Mortgage Guaranty .....	0	0	0	0	0	0	0	0	0	0	0	0
8.	Ocean Marine .....	0	0	0	0	0	0	0	0	0	0	0	0
9.1	Inland Marine .....	4,063,190	3,634,450	0	1,801,799	259,985	(444,039)	83,358	0	(8,994)	1,954	406,745	97,463
9.2	Pet Insurance Plans .....	0	0	0	0	0	0	0	0	0	0	0	0
10.	Financial Guaranty .....	0	0	0	0	0	0	0	0	0	0	0	0
11.1	Medical Professional Liability - Occurrence .....	0	0	0	0	0	0	0	0	0	0	0	0
11.2	Medical Professional Liability - Claims-Made .....	0	0	0	0	0	0	0	0	0	0	0	0
12.	Earthquake .....	1,619,973	1,296,141	0	661,863	0	0	0	0	0	0	160,371	38,428
13.1	Comprehensive (hospital and medical) ind (b) .....	0	0	0	0	0	0	0	0	0	0	0	0
13.2	Comprehensive (hospital and medical) group (b) .....	0	0	0	0	0	0	0	0	0	0	0	0
14.	Credit A&H (Group and Individual) .....	0	0	0	0	0	0	0	0	0	0	0	0
15.1	Vision Only (b).....	0	0	0	0	0	0	0	0	0	0	0	0
15.2	Dental Only (b) .....	0	0	0	0	0	0	0	0	0	0	0	0
15.3	Disability Income (b) .....	0	0	0	0	0	0	0	0	0	0	0	0
15.4	Medicare Supplement (b) .....	0	0	0	0	0	0	0	0	0	0	0	0
15.5	Medicaid Title XIX (b) .....	0	0	0	0	0	0	0	0	0	0	0	0
15.6	Medicare Title XVIII (b).....	0	0	0	0	0	0	0	0	0	0	0	0
15.7	Long-Term Care (b) .....	0	0	0	0	0	0	0	0	0	0	0	0
15.8	Federal Employees Health Benefits Plan (b) .....	0	0	0	0	0	0	0	0	0	0	0	0
15.9	Other Health (b) .....	0	0	0	0	0	0	0	0	0	0	0	0
16.	Workers' Compensation .....	0	0	0	0	0	0	0	0	0	0	0	0
17.1	Other Liability - Occurrence .....	0	0	0	0	0	0	0	0	0	0	0	0
17.2	Other Liability - Claims-Made .....	0	0	0	0	0	0	0	0	0	0	0	0
17.3	Excess Workers' Compensation .....	0	0	0	0	0	0	0	0	0	0	0	0
18.1	Products Liability - Occurrence .....	0	0	0	0	0	0	0	0	0	0	0	0
18.2	Products Liability - Claims-Made .....	0	0	0	0	0	0	0	0	0	0	0	0
19.1	Private Passenger Auto No-Fault (Personal Injury Protection) .....	0	0	0	0	0	0	0	0	0	0	0	0
19.2	Other Private Passenger Auto Liability .....	0	0	0	0	0	0	0	0	0	0	0	0
19.3	Commercial Auto No-Fault (Personal Injury Protection) .....	0	0	0	0	0	0	0	0	0	0	0	0
19.4	Other Commercial Auto Liability .....	0	0	0	0	0	0	0	0	0	0	0	0
21.1	Private Passenger Auto Physical Damage .....	0	0	0	0	0	0	0	0	0	0	0	0
21.2	Commercial Auto Physical Damage .....	0	0	0	0	0	0	0	0	0	0	0	0
22.	Aircraft (all perils) .....	0	0	0	0	0	0	0	0	0	0	0	0
23.	Fidelity .....	0	0	0	0	0	0	0	0	0	0	0	0
24.	Surety .....	0	0	0	0	0	0	0	0	0	0	0	0
26.	Burglary and Theft .....	0	0	0	0	0	0	0	0	0	0	0	0
27.	Boiler and Machinery .....	1,360,524	1,144,158	0	549,968	137,749	137,749	0	0	0	0	135,987	32,585
28.	Credit .....	0	0	0	0	0	0	0	0	0	0	0	0
29.	International .....	0	0	0	0	0	0	0	0	0	0	0	0
30.	Warranty .....	0	0	0	0	0	0	0	0	0	0	0	0
31.	Reins nonproportional assumed property .....	XXX	XXX	XXX	XXX	XXX	XXX	XXX	XXX	XXX	XXX	XXX	XXX
32.	Reins nonproportional assumed liability .....	XXX	XXX	XXX	XXX	XXX	XXX	XXX	XXX	XXX	XXX	XXX	XXX
33.	Reins nonproportional assumed financial lines .....	XXX	XXX	XXX	XXX	XXX	XXX	XXX	XXX	XXX	XXX	XXX	XXX
34.	Aggregate Write-Ins for Other Lines of Business .....	0	0	0	0	0	0	0	0	0	0	0	0
35.	Total (a) .....	19,066,193	18,715,283	0	8,229,619	13,006,157	1,196,736	7,070,100	0	(169,168)	114,434	1,914,552	458,761
DETAILS OF WRITE-INS													
3401.	.....												
3402.	.....												
3403.	.....												
3498.	Summary of remaining write-ins for Line 34 from overflow page .....	0	0	0	0	0	0	0	0	0	0	0	0
3499.	Totals (Lines 3401 through 3403 plus 3498)(Line 34 above) .....	0	0	0	0	0	0	0	0	0	0	0	0

(a) Finance and service charges not included in Lines 1 to 35 \$ .....0  
(b) For health business on indicated lines report: Number of persons insured under PPO managed care products .....0 and number of persons insured under indemnity only products .....0 .



ANNUAL STATEMENT FOR THE YEAR 2024 OF THE AFFILIATED FM INSURANCE COMPANY

EXHIBIT OF PREMIUMS AND LOSSES (Statutory Page 14)

NAIC Group Code 0065 BUSINESS IN THE STATE OF Missouri DURING THE YEAR 2024 NAIC Company Code 10014

Line of Business		Gross Premiums, Including Policy and Membership Fees, Less Return Premiums and Premiums on Policies not Taken		3  Dividends Paid or Credited to Policyholders on Direct Business	4  Direct Unearned Premium Reserves	5  Direct Losses Paid (deducting salvage)	6  Direct Losses Incurred	7  Direct Losses Unpaid	8  Direct Defense and Cost Containment Expense Paid	9  Direct Defense and Cost Containment Expense Incurred	10  Direct Defense and Cost Containment Expense Unpaid	11  Commissions and Brokerage Expenses	12  Taxes, Licenses and Fees
		1 Direct Premiums Written	2 Direct Premiums Earned										
1.	Fire .....	6,905,194	6,513,412	0	3,211,249	3,447,237	(698,365)	597,459	0	(58,536)	9,168	692,776	165,821
2.1	Allied Lines .....	11,362,545	10,901,238	0	5,152,859	21,229,703	37,731,203	20,599,495	12,292	318,958	363,554	1,138,332	272,468
2.2	Multiple Peril Crop .....	0	0	0	0	0	0	0	0	0	0	0	0
2.3	Federal Flood .....	0	0	0	0	0	0	0	0	0	0	0	0
2.4.	Private Crop .....	0	0	0	0	0	0	0	0	0	0	0	0
2.5	Private Flood .....	0	0	0	0	0	0	0	0	0	0	0	0
3.	Farmowners Multiple Peril .....	0	0	0	0	0	0	0	0	0	0	0	0
4.	Homeowners Multiple Peril .....	36,638	34,443	9,118	12,815	55,955	55,955	0	0	0	0	0	868
5.1	Commercial Multiple Peril (Non-Liability Portion) .....	0	0	0	0	0	0	0	0	0	0	0	0
5.2	Commercial Multiple Peril (Liability Portion) .....	0	0	0	0	0	0	0	0	0	0	0	0
6.	Mortgage Guaranty .....	0	0	0	0	0	0	0	0	0	0	0	0
8.	Ocean Marine .....	747,868	838,479	0	297,860	1,568,666	2,892,802	2,633,196	0	25,535	47,347	74,036	17,721
9.1	Inland Marine .....	4,565,528	4,295,350	0	2,212,636	4,389,576	5,343,836	1,316,428	0	28,697	34,106	467,361	111,866
9.2	Pet Insurance Plans .....	0	0	0	0	0	0	0	0	0	0	0	0
10.	Financial Guaranty .....	0	0	0	0	0	0	0	0	0	0	0	0
11.1	Medical Professional Liability - Occurrence .....	0	0	0	0	0	0	0	0	0	0	0	0
11.2	Medical Professional Liability - Claims-Made .....	0	0	0	0	0	0	0	0	0	0	0	0
12.	Earthquake .....	4,644,247	4,544,197	0	1,898,431	0	0	0	0	0	0	449,881	107,682
13.1	Comprehensive (hospital and medical) ind (b) .....	0	0	0	0	0	0	0	0	0	0	0	0
13.2	Comprehensive (hospital and medical) group (b) .....	0	0	0	0	0	0	0	0	0	0	0	0
14.	Credit A&H (Group and Individual) .....	0	0	0	0	0	0	0	0	0	0	0	0
15.1	Vision Only (b).....	0	0	0	0	0	0	0	0	0	0	0	0
15.2	Dental Only (b) .....	0	0	0	0	0	0	0	0	0	0	0	0
15.3	Disability Income (b) .....	0	0	0	0	0	0	0	0	0	0	0	0
15.4	Medicare Supplement (b) .....	0	0	0	0	0	0	0	0	0	0	0	0
15.5	Medicaid Title XIX (b) .....	0	0	0	0	0	0	0	0	0	0	0	0
15.6	Medicare Title XVIII (b).....	0	0	0	0	0	0	0	0	0	0	0	0
15.7	Long-Term Care (b) .....	0	0	0	0	0	0	0	0	0	0	0	0
15.8	Federal Employees Health Benefits Plan (b) .....	0	0	0	0	0	0	0	0	0	0	0	0
15.9	Other Health (b) .....	0	0	0	0	0	0	0	0	0	0	0	0
16.	Workers' Compensation .....	0	0	0	0	0	0	0	0	0	0	0	0
17.1	Other Liability - Occurrence .....	0	0	0	0	0	2,118	10,682	0	(25)	502	0	0
17.2	Other Liability - Claims-Made .....	0	0	0	0	0	0	0	0	0	0	0	0
17.3	Excess Workers' Compensation .....	0	0	0	0	0	0	0	0	0	0	0	0
18.1	Products Liability - Occurrence .....	0	0	0	0	0	1	12	0	0	3	0	0
18.2	Products Liability - Claims-Made .....	0	0	0	0	0	0	0	0	0	0	0	0
19.1	Private Passenger Auto No-Fault (Personal Injury Protection) .....	0	0	0	0	0	0	0	0	0	0	0	0
19.2	Other Private Passenger Auto Liability .....	0	0	0	0	0	0	0	0	0	0	0	0
19.3	Commercial Auto No-Fault (Personal Injury Protection) .....	0	0	0	0	0	0	0	0	0	0	0	0
19.4	Other Commercial Auto Liability .....	0	0	0	0	0	0	0	0	0	0	0	0
21.1	Private Passenger Auto Physical Damage .....	0	0	0	0	0	0	0	0	0	0	0	0
21.2	Commercial Auto Physical Damage .....	0	0	0	0	0	0	0	0	0	0	0	0
22.	Aircraft (all perils) .....	0	0	0	0	0	0	0	0	0	0	0	0
23.	Fidelity .....	0	0	0	0	0	0	0	0	0	0	0	0
24.	Surety .....	0	0	0	0	0	0	0	0	0	0	0	0
26.	Burglary and Theft .....	0	0	0	0	0	0	0	0	0	0	0	0
27.	Boiler and Machinery .....	1,214,351	1,252,397	0	590,059	508,503	(740,812)	664	0	(21,446)	13	125,326	29,998
28.	Credit .....	0	0	0	0	0	0	0	0	0	0	0	0
29.	International .....	0	0	0	0	0	0	0	0	0	0	0	0
30.	Warranty .....	0	0	0	0	0	0	0	0	0	0	0	0
31.	Reins nonproportional assumed property .....	XXX	XXX	XXX	XXX	XXX	XXX	XXX	XXX	XXX	XXX	XXX	XXX
32.	Reins nonproportional assumed liability .....	XXX	XXX	XXX	XXX	XXX	XXX	XXX	XXX	XXX	XXX	XXX	XXX
33.	Reins nonproportional assumed financial lines .....	XXX	XXX	XXX	XXX	XXX	XXX	XXX	XXX	XXX	XXX	XXX	XXX
34.	Aggregate Write-Ins for Other Lines of Business .....	0	0	0	0	0	0	0	0	0	0	0	0
35.	Total (a) .....	29,476,371	28,379,516	9,118	13,375,909	31,199,641	44,586,739	25,157,936	12,292	293,183	454,692	2,947,712	706,424
DETAILS OF WRITE-INS													
3401.	.....												
3402.	.....												
3403.	.....												
3498.	Summary of remaining write-ins for Line 34 from overflow page .....	0	0	0	0	0	0	0	0	0	0	0	0
3499.	Totals (Lines 3401 through 3403 plus 3498)(Line 34 above) .....	0	0	0	0	0	0	0	0	0	0	0	0

(a) Finance and service charges not included in Lines 1 to 35 \$ 0  
(b) For health business on indicated lines report: Number of persons insured under PPO managed care products 0 and number of persons insured under indemnity only products 0



ANNUAL STATEMENT FOR THE YEAR 2024 OF THE AFFILIATED FM INSURANCE COMPANY

EXHIBIT OF PREMIUMS AND LOSSES (Statutory Page 14)

NAIC Group Code 0065 BUSINESS IN THE STATE OF Montana DURING THE YEAR 2024 NAIC Company Code 10014

Line of Business		Gross Premiums, Including Policy and Membership Fees, Less Return Premiums and Premiums on Policies not Taken		3  Dividends Paid or Credited to Policyholders on Direct Business	4  Direct Unearned Premium Reserves	5  Direct Losses Paid (deducting salvage)	6  Direct Losses Incurred	7  Direct Losses Unpaid	8  Direct Defense and Cost Containment Expense Paid	9  Direct Defense and Cost Containment Expense Incurred	10  Direct Defense and Cost Containment Expense Unpaid	11  Commissions and Brokerage Expenses	12  Taxes, Licenses and Fees
		1 Direct Premiums Written	2 Direct Premiums Earned										
1.	Fire .....	1,273,918	1,378,742	0	444,596	3,691	606,807	863,585	0	9,533	13,251	126,113	30,658
2.1	Allied Lines .....	1,999,192	2,120,092	0	702,522	1,351,424	1,619,198	393,943	0	5,806	7,520	197,913	48,112
2.2	Multiple Peril Crop .....	0	0	0	0	0	0	0	0	0	0	0	0
2.3	Federal Flood .....	0	0	0	0	0	0	0	0	0	0	0	0
2.4.	Private Crop .....	0	0	0	0	0	0	0	0	0	0	0	0
2.5	Private Flood .....	0	0	0	0	0	0	0	0	0	0	0	0
3.	Farmowners Multiple Peril .....	0	0	0	0	0	0	0	0	0	0	0	0
4.	Homeowners Multiple Peril .....	0	0	0	0	0	0	0	0	0	0	0	0
5.1	Commercial Multiple Peril (Non-Liability Portion) .....	0	0	0	0	0	0	0	0	0	0	0	0
5.2	Commercial Multiple Peril (Liability Portion) .....	0	0	0	0	0	0	0	0	0	0	0	0
6.	Mortgage Guaranty .....	0	0	0	0	0	0	0	0	0	0	0	0
8.	Ocean Marine .....	0	0	0	0	0	0	0	0	0	0	0	0
9.1	Inland Marine .....	725,217	793,963	0	291,628	0	0	50,000	0	502	1,295	71,794	17,453
9.2	Pet Insurance Plans .....	0	0	0	0	0	0	0	0	0	0	0	0
10.	Financial Guaranty .....	0	0	0	0	0	0	0	0	0	0	0	0
11.1	Medical Professional Liability - Occurrence .....	0	0	0	0	0	0	0	0	0	0	0	0
11.2	Medical Professional Liability - Claims-Made .....	0	0	0	0	0	0	0	0	0	0	0	0
12.	Earthquake .....	414,950	403,310	0	125,048	0	0	0	0	0	0	41,079	9,986
13.1	Comprehensive (hospital and medical) ind (b) .....	0	0	0	0	0	0	0	0	0	0	0	0
13.2	Comprehensive (hospital and medical) group (b) .....	0	0	0	0	0	0	0	0	0	0	0	0
14.	Credit A&H (Group and Individual) .....	0	0	0	0	0	0	0	0	0	0	0	0
15.1	Vision Only (b).....	0	0	0	0	0	0	0	0	0	0	0	0
15.2	Dental Only (b) .....	0	0	0	0	0	0	0	0	0	0	0	0
15.3	Disability Income (b) .....	0	0	0	0	0	0	0	0	0	0	0	0
15.4	Medicare Supplement (b) .....	0	0	0	0	0	0	0	0	0	0	0	0
15.5	Medicaid Title XIX (b) .....	0	0	0	0	0	0	0	0	0	0	0	0
15.6	Medicare Title XVIII (b).....	0	0	0	0	0	0	0	0	0	0	0	0
15.7	Long-Term Care (b) .....	0	0	0	0	0	0	0	0	0	0	0	0
15.8	Federal Employees Health Benefits Plan (b) .....	0	0	0	0	0	0	0	0	0	0	0	0
15.9	Other Health (b) .....	0	0	0	0	0	0	0	0	0	0	0	0
16.	Workers' Compensation .....	0	0	0	0	0	0	0	0	0	0	0	0
17.1	Other Liability - Occurrence .....	0	0	0	0	0	0	0	0	0	0	0	0
17.2	Other Liability - Claims-Made .....	0	0	0	0	0	0	0	0	0	0	0	0
17.3	Excess Workers' Compensation .....	0	0	0	0	0	0	0	0	0	0	0	0
18.1	Products Liability - Occurrence .....	0	0	0	0	0	0	0	0	0	0	0	0
18.2	Products Liability - Claims-Made .....	0	0	0	0	0	0	0	0	0	0	0	0
19.1	Private Passenger Auto No-Fault (Personal Injury Protection) .....	0	0	0	0	0	0	0	0	0	0	0	0
19.2	Other Private Passenger Auto Liability .....	0	0	0	0	0	0	0	0	0	0	0	0
19.3	Commercial Auto No-Fault (Personal Injury Protection) .....	0	0	0	0	0	0	0	0	0	0	0	0
19.4	Other Commercial Auto Liability .....	0	0	0	0	0	0	0	0	0	0	0	0
21.1	Private Passenger Auto Physical Damage .....	0	0	0	0	0	0	0	0	0	0	0	0
21.2	Commercial Auto Physical Damage .....	0	0	0	0	0	0	0	0	0	0	0	0
22.	Aircraft (all perils) .....	0	0	0	0	0	0	0	0	0	0	0	0
23.	Fidelity .....	0	0	0	0	0	0	0	0	0	0	0	0
24.	Surety .....	0	0	0	0	0	0	0	0	0	0	0	0
26.	Burglary and Theft .....	0	0	0	0	0	0	0	0	0	0	0	0
27.	Boiler and Machinery .....	230,424	251,985	0	71,307	50,459	50,460	1	0	0	22,811	5,545	0
28.	Credit .....	0	0	0	0	0	0	0	0	0	0	0	0
29.	International .....	0	0	0	0	0	0	0	0	0	0	0	0
30.	Warranty .....	0	0	0	0	0	0	0	0	0	0	0	0
31.	Reins nonproportional assumed property .....	XXX	XXX	XXX	XXX	XXX	XXX	XXX	XXX	XXX	XXX	XXX	XXX
32.	Reins nonproportional assumed liability .....	XXX	XXX	XXX	XXX	XXX	XXX	XXX	XXX	XXX	XXX	XXX	XXX
33.	Reins nonproportional assumed financial lines .....	XXX	XXX	XXX	XXX	XXX	XXX	XXX	XXX	XXX	XXX	XXX	XXX
34.	Aggregate Write-Ins for Other Lines of Business .....	0	0	0	0	0	0	0	0	0	0	0	0
35.	Total (a) .....	4,643,701	4,948,092	0	1,635,101	1,405,574	2,276,465	1,307,529	0	15,842	22,067	459,710	111,754
DETAILS OF WRITE-INS													
3401.	.....												
3402.	.....												
3403.	.....												
3498.	Summary of remaining write-ins for Line 34 from overflow page .....	0	0	0	0	0	0	0	0	0	0	0	0
3499.	Totals (Lines 3401 through 3403 plus 3498)(Line 34 above) .....	0	0	0	0	0	0	0	0	0	0	0	0

(a) Finance and service charges not included in Lines 1 to 35 \$ .....0  
(b) For health business on indicated lines report: Number of persons insured under PPO managed care products .....0 and number of persons insured under indemnity only products .....0 .



ANNUAL STATEMENT FOR THE YEAR 2024 OF THE AFFILIATED FM INSURANCE COMPANY

EXHIBIT OF PREMIUMS AND LOSSES (Statutory Page 14)

NAIC Group Code 0065 BUSINESS IN THE STATE OF Nebraska DURING THE YEAR 2024 NAIC Company Code 10014

Line of Business		Gross Premiums, Including Policy and Membership Fees, Less Return Premiums and Premiums on Policies not Taken		3  Dividends Paid or Credited to Policyholders on Direct Business	4  Direct Unearned Premium Reserves	5  Direct Losses Paid (deducting salvage)	6  Direct Losses Incurred	7  Direct Losses Unpaid	8  Direct Defense and Cost Containment Expense Paid	9  Direct Defense and Cost Containment Expense Incurred	10  Direct Defense and Cost Containment Expense Unpaid	11  Commissions and Brokerage Expenses	12  Taxes, Licenses and Fees
		1 Direct Premiums Written	2 Direct Premiums Earned										
1.	Fire .....	1,370,033	1,033,826	0	710,609	18,770,995	(729,166)	2	46,294	(315,964)	0	135,607	32,467
2.1	Allied Lines .....	2,208,325	1,704,674	0	1,138,566	481,159	579,088	125,095	0	2,048	2,417	218,745	52,371
2.2	Multiple Peril Crop .....	0	0	0	0	0	0	0	0	0	0	0	0
2.3	Federal Flood .....	0	0	0	0	0	0	0	0	0	0	0	0
2.4.	Private Crop .....	0	0	0	0	0	0	0	0	0	0	0	0
2.5	Private Flood .....	0	0	0	0	0	0	0	0	0	0	0	0
3.	Farmowners Multiple Peril .....	0	0	0	0	0	0	0	0	0	0	0	0
4.	Homeowners Multiple Peril .....	0	0	0	0	0	0	0	0	0	0	0	0
5.1	Commercial Multiple Peril (Non-Liability Portion) .....	0	0	0	0	0	0	0	0	0	0	0	0
5.2	Commercial Multiple Peril (Liability Portion) .....	0	0	0	0	0	0	0	0	0	0	0	0
6.	Mortgage Guaranty .....	0	0	0	0	0	0	0	0	0	0	0	0
8.	Ocean Marine .....	10,000	9,989	0	4,176	0	0	0	0	0	0	990	237
9.1	Inland Marine .....	1,067,902	817,063	0	575,575	2,569	2,569	50,000	0	502	1,295	105,702	25,307
9.2	Pet Insurance Plans .....	0	0	0	0	0	0	0	0	0	0	0	0
10.	Financial Guaranty .....	0	0	0	0	0	0	0	0	0	0	0	0
11.1	Medical Professional Liability - Occurrence .....	0	0	0	0	0	0	0	0	0	0	0	0
11.2	Medical Professional Liability - Claims-Made .....	0	0	0	0	0	0	0	0	0	0	0	0
12.	Earthquake .....	1,709	866	0	843	0	0	0	0	0	0	169	41
13.1	Comprehensive (hospital and medical) ind (b) .....	0	0	0	0	0	0	0	0	0	0	0	0
13.2	Comprehensive (hospital and medical) group (b) .....	0	0	0	0	0	0	0	0	0	0	0	0
14.	Credit A&H (Group and Individual) .....	0	0	0	0	0	0	0	0	0	0	0	0
15.1	Vision Only (b).....	0	0	0	0	0	0	0	0	0	0	0	0
15.2	Dental Only (b) .....	0	0	0	0	0	0	0	0	0	0	0	0
15.3	Disability Income (b) .....	0	0	0	0	0	0	0	0	0	0	0	0
15.4	Medicare Supplement (b) .....	0	0	0	0	0	0	0	0	0	0	0	0
15.5	Medicaid Title XIX (b) .....	0	0	0	0	0	0	0	0	0	0	0	0
15.6	Medicare Title XVIII (b).....	0	0	0	0	0	0	0	0	0	0	0	0
15.7	Long-Term Care (b) .....	0	0	0	0	0	0	0	0	0	0	0	0
15.8	Federal Employees Health Benefits Plan (b) .....	0	0	0	0	0	0	0	0	0	0	0	0
15.9	Other Health (b) .....	0	0	0	0	0	0	0	0	0	0	0	0
16.	Workers' Compensation .....	0	0	0	0	0	0	0	0	0	0	0	0
17.1	Other Liability - Occurrence .....	0	0	0	0	0	0	0	0	0	0	0	0
17.2	Other Liability - Claims-Made .....	0	0	0	0	0	0	0	0	0	0	0	0
17.3	Excess Workers' Compensation .....	0	0	0	0	0	0	0	0	0	0	0	0
18.1	Products Liability - Occurrence .....	0	0	0	0	0	0	0	0	0	0	0	0
18.2	Products Liability - Claims-Made .....	0	0	0	0	0	0	0	0	0	0	0	0
19.1	Private Passenger Auto No-Fault (Personal Injury Protection) .....	0	0	0	0	0	0	0	0	0	0	0	0
19.2	Other Private Passenger Auto Liability .....	0	0	0	0	0	0	0	0	0	0	0	0
19.3	Commercial Auto No-Fault (Personal Injury Protection) .....	0	0	0	0	0	0	0	0	0	0	0	0
19.4	Other Commercial Auto Liability .....	0	0	0	0	0	0	0	0	0	0	0	0
21.1	Private Passenger Auto Physical Damage .....	0	0	0	0	0	0	0	0	0	0	0	0
21.2	Commercial Auto Physical Damage .....	0	0	0	0	0	0	0	0	0	0	0	0
22.	Aircraft (all perils) .....	0	0	0	0	0	0	0	0	0	0	0	0
23.	Fidelity .....	0	0	0	0	(2,052)	(2,052)	0	0	0	0	0	0
24.	Surety .....	0	0	0	0	0	0	0	0	0	0	0	0
26.	Burglary and Theft .....	0	0	0	0	0	0	0	0	0	0	0	0
27.	Boiler and Machinery .....	357,541	297,374	0	159,710	0	0	0	0	0	0	35,383	8,471
28.	Credit .....	0	0	0	0	0	0	0	0	0	0	0	0
29.	International .....	0	0	0	0	0	0	0	0	0	0	0	0
30.	Warranty .....	0	0	0	0	0	0	0	0	0	0	0	0
31.	Reins nonproportional assumed property .....	XXX	XXX	XXX	XXX	XXX	XXX	XXX	XXX	XXX	XXX	XXX	XXX
32.	Reins nonproportional assumed liability .....	XXX	XXX	XXX	XXX	XXX	XXX	XXX	XXX	XXX	XXX	XXX	XXX
33.	Reins nonproportional assumed financial lines .....	XXX	XXX	XXX	XXX	XXX	XXX	XXX	XXX	XXX	XXX	XXX	XXX
34.	Aggregate Write-Ins for Other Lines of Business .....	0	0	0	0	0	0	0	0	0	0	0	0
35.	Total (a) .....	5,015,510	3,863,792	0	2,589,479	19,252,671	(149,562)	175,097	46,294	(313,414)	3,713	496,596	118,894
DETAILS OF WRITE-INS													
3401.	.....												
3402.	.....												
3403.	.....												
3498.	Summary of remaining write-ins for Line 34 from overflow page .....	0	0	0	0	0	0	0	0	0	0	0	0
3499.	Totals (Lines 3401 through 3403 plus 3498)(Line 34 above) .....	0	0	0	0	0	0	0	0	0	0	0	0

(a) Finance and service charges not included in Lines 1 to 35 \$ 0  
(b) For health business on indicated lines report: Number of persons insured under PPO managed care products 0 and number of persons insured under indemnity only products 0



ANNUAL STATEMENT FOR THE YEAR 2024 OF THE AFFILIATED FM INSURANCE COMPANY

EXHIBIT OF PREMIUMS AND LOSSES (Statutory Page 14)

NAIC Group Code 0065 BUSINESS IN THE STATE OF Nevada DURING THE YEAR 2024 NAIC Company Code 10014

Line of Business		Gross Premiums, Including Policy and Membership Fees, Less Return Premiums and Premiums on Policies not Taken		3  Dividends Paid or Credited to Policyholders on Direct Business	4  Direct Unearned Premium Reserves	5  Direct Losses Paid (deducting salvage)	6  Direct Losses Incurred	7  Direct Losses Unpaid	8  Direct Defense and Cost Containment Expense Paid	9  Direct Defense and Cost Containment Expense Incurred	10  Direct Defense and Cost Containment Expense Unpaid	11  Commissions and Brokerage Expenses	12  Taxes, Licenses and Fees
		1 Direct Premiums Written	2 Direct Premiums Earned										
1.	Fire .....	3,669,492	3,254,484	0	2,097,357	2,957,978	(2,005,644)	768,538	0	(93,659)	11,793	365,818	89,801
2.1	Allied Lines .....	6,827,864	5,749,743	0	3,834,065	3,678,146	4,258,861	718,976	1,262,920	1,271,389	10,346	643,149	157,880
2.2	Multiple Peril Crop .....	0	0	0	0	0	0	0	0	0	0	0	0
2.3	Federal Flood .....	0	0	0	0	0	0	0	0	0	0	0	0
2.4.	Private Crop .....	0	0	0	0	0	0	0	0	0	0	0	0
2.5	Private Flood .....	0	0	0	0	0	0	0	0	0	0	0	0
3.	Farmowners Multiple Peril .....	0	0	0	0	0	0	0	0	0	0	0	0
4.	Homeowners Multiple Peril .....	0	0	0	0	0	0	0	0	0	0	0	0
5.1	Commercial Multiple Peril (Non-Liability Portion) .....	0	0	0	0	0	0	0	0	0	0	0	0
5.2	Commercial Multiple Peril (Liability Portion) .....	0	0	0	0	0	0	0	0	0	0	0	0
6.	Mortgage Guaranty .....	0	0	0	0	0	0	0	0	0	0	0	0
8.	Ocean Marine .....	0	0	0	0	0	0	0	0	0	0	0	0
9.1	Inland Marine .....	2,792,118	2,474,580	0	1,545,048	550,017	159,328	1,435,485	339,709	(34,080)	251,359	278,589	68,388
9.2	Pet Insurance Plans .....	0	0	0	0	0	0	0	0	0	0	0	0
10.	Financial Guaranty .....	0	0	0	0	0	0	0	0	0	0	0	0
11.1	Medical Professional Liability - Occurrence .....	0	0	0	0	0	0	0	0	0	0	0	0
11.2	Medical Professional Liability - Claims-Made .....	0	0	0	0	0	0	0	0	0	0	0	0
12.	Earthquake .....	3,549,617	3,260,223	0	1,782,883	0	0	0	0	0	0	360,744	88,555
13.1	Comprehensive (hospital and medical) ind (b) .....	0	0	0	0	0	0	0	0	0	0	0	0
13.2	Comprehensive (hospital and medical) group (b) .....	0	0	0	0	0	0	0	0	0	0	0	0
14.	Credit A&H (Group and Individual) .....	0	0	0	0	0	0	0	0	0	0	0	0
15.1	Vision Only (b).....	0	0	0	0	0	0	0	0	0	0	0	0
15.2	Dental Only (b) .....	0	0	0	0	0	0	0	0	0	0	0	0
15.3	Disability Income (b) .....	0	0	0	0	0	0	0	0	0	0	0	0
15.4	Medicare Supplement (b) .....	0	0	0	0	0	0	0	0	0	0	0	0
15.5	Medicaid Title XIX (b) .....	0	0	0	0	0	0	0	0	0	0	0	0
15.6	Medicare Title XVIII (b).....	0	0	0	0	0	0	0	0	0	0	0	0
15.7	Long-Term Care (b) .....	0	0	0	0	0	0	0	0	0	0	0	0
15.8	Federal Employees Health Benefits Plan (b) .....	0	0	0	0	0	0	0	0	0	0	0	0
15.9	Other Health (b) .....	0	0	0	0	0	0	0	0	0	0	0	0
16.	Workers' Compensation .....	0	0	0	0	0	0	0	0	0	0	0	0
17.1	Other Liability - Occurrence .....	0	0	0	0	0	0	0	0	0	0	0	0
17.2	Other Liability - Claims-Made .....	0	0	0	0	0	0	0	0	0	0	0	0
17.3	Excess Workers' Compensation .....	0	0	0	0	0	0	0	0	0	0	0	0
18.1	Products Liability - Occurrence .....	0	0	0	0	0	0	0	0	0	0	0	0
18.2	Products Liability - Claims-Made .....	0	0	0	0	0	0	0	0	0	0	0	0
19.1	Private Passenger Auto No-Fault (Personal Injury Protection) .....	0	0	0	0	0	0	0	0	0	0	0	0
19.2	Other Private Passenger Auto Liability .....	0	0	0	0	0	0	0	0	0	0	0	0
19.3	Commercial Auto No-Fault (Personal Injury Protection) .....	0	0	0	0	0	0	0	0	0	0	0	0
19.4	Other Commercial Auto Liability .....	0	0	0	0	0	0	0	0	0	0	0	0
21.1	Private Passenger Auto Physical Damage .....	0	0	0	0	0	0	0	0	0	0	0	0
21.2	Commercial Auto Physical Damage .....	0	0	0	0	0	0	0	0	0	0	0	0
22.	Aircraft (all perils) .....	0	0	0	0	0	0	0	0	0	0	0	0
23.	Fidelity .....	0	0	0	0	128,372	128,372	0	0	0	0	0	0
24.	Surety .....	0	0	0	0	0	0	0	0	0	0	0	0
26.	Burglary and Theft .....	0	0	0	0	0	0	0	0	0	0	0	0
27.	Boiler and Machinery .....	744,330	702,534	0	431,935	0	0	0	0	0	0	74,461	18,279
28.	Credit .....	0	0	0	0	0	0	0	0	0	0	0	0
29.	International .....	0	0	0	0	0	0	0	0	0	0	0	0
30.	Warranty .....	0	0	0	0	0	0	0	0	0	0	0	0
31.	Reins nonproportional assumed property .....	XXX	XXX	XXX	XXX	XXX	XXX	XXX	XXX	XXX	XXX	XXX	XXX
32.	Reins nonproportional assumed liability .....	XXX	XXX	XXX	XXX	XXX	XXX	XXX	XXX	XXX	XXX	XXX	XXX
33.	Reins nonproportional assumed financial lines .....	XXX	XXX	XXX	XXX	XXX	XXX	XXX	XXX	XXX	XXX	XXX	XXX
34.	Aggregate Write-Ins for Other Lines of Business .....	0	0	0	0	0	0	0	0	0	0	0	0
35.	Total (a) .....	17,583,421	15,441,564	0	9,691,288	7,314,513	2,540,917	2,922,999	1,602,630	1,143,650	273,498	1,722,761	422,903
DETAILS OF WRITE-INS													
3401.	.....												
3402.	.....												
3403.	.....												
3498.	Summary of remaining write-ins for Line 34 from overflow page .....	0	0	0	0	0	0	0	0	0	0	0	0
3499.	Totals (Lines 3401 through 3403 plus 3498)(Line 34 above) .....	0	0	0	0	0	0	0	0	0	0	0	0

(a) Finance and service charges not included in Lines 1 to 35 \$ .....0  
(b) For health business on indicated lines report: Number of persons insured under PPO managed care products .....0 and number of persons insured under indemnity only products .....0 .



ANNUAL STATEMENT FOR THE YEAR 2024 OF THE AFFILIATED FM INSURANCE COMPANY

EXHIBIT OF PREMIUMS AND LOSSES (Statutory Page 14)

NAIC Group Code 0065 BUSINESS IN THE STATE OF New Hampshire DURING THE YEAR 2024 NAIC Company Code 10014

Line of Business		Gross Premiums, Including Policy and Membership Fees, Less Return Premiums and Premiums on Policies not Taken		3  Dividends Paid or Credited to Policyholders on Direct Business	4  Direct Unearned Premium Reserves	5  Direct Losses Paid (deducting salvage)	6  Direct Losses Incurred	7  Direct Losses Unpaid	8  Direct Defense and Cost Containment Expense Paid	9  Direct Defense and Cost Containment Expense Incurred	10  Direct Defense and Cost Containment Expense Unpaid	11  Commissions and Brokerage Expenses	12  Taxes, Licenses and Fees
		1  Direct Premiums Written	2  Direct Premiums Earned										
1.	Fire .....	1,847,509	1,701,766	0	947,380	0	0	0	0	0	0	183,846	44,005
2.1	Allied Lines .....	2,926,844	2,756,109	0	1,446,081	1,309,133	273,860	1,002,306	0	(13,251)	14,423	291,114	69,680
2.2	Multiple Peril Crop .....	0	0	0	0	0	0	0	0	0	0	0	0
2.3	Federal Flood .....	0	0	0	0	0	0	0	0	0	0	0	0
2.4.	Private Crop .....	0	0	0	0	0	0	0	0	0	0	0	0
2.5	Private Flood .....	0	0	0	0	0	0	0	0	0	0	0	0
3.	Farmowners Multiple Peril .....	0	0	0	0	0	0	0	0	0	0	0	0
4.	Homeowners Multiple Peril .....	9,610	9,265	2,393	6,088	0	0	0	0	0	0	0	228
5.1	Commercial Multiple Peril (Non-Liability Portion) .....	0	0	0	0	0	0	0	0	0	0	0	0
5.2	Commercial Multiple Peril (Liability Portion) .....	0	0	0	0	0	0	0	0	0	0	0	0
6.	Mortgage Guaranty .....	0	0	0	0	0	0	0	0	0	0	0	0
8.	Ocean Marine .....	21,420	21,412	0	3,000	0	2,660	41,829	0	105	732	2,121	508
9.1	Inland Marine .....	1,230,079	981,031	0	636,778	75,459	(11,482)	1	0	(1,197)	0	122,273	29,267
9.2	Pet Insurance Plans .....	0	0	0	0	0	0	0	0	0	0	0	0
10.	Financial Guaranty .....	0	0	0	0	0	0	0	0	0	0	0	0
11.1	Medical Professional Liability - Occurrence .....	0	0	0	0	0	0	0	0	0	0	0	0
11.2	Medical Professional Liability - Claims-Made .....	0	0	0	0	0	0	0	0	0	0	0	0
12.	Earthquake .....	218	196	0	141	0	0	0	0	0	0	22	5
13.1	Comprehensive (hospital and medical) ind (b) .....	0	0	0	0	0	0	0	0	0	0	0	0
13.2	Comprehensive (hospital and medical) group (b) .....	0	0	0	0	0	0	0	0	0	0	0	0
14.	Credit A&H (Group and Individual) .....	0	0	0	0	0	0	0	0	0	0	0	0
15.1	Vision Only (b).....	0	0	0	0	0	0	0	0	0	0	0	0
15.2	Dental Only (b) .....	0	0	0	0	0	0	0	0	0	0	0	0
15.3	Disability Income (b) .....	0	0	0	0	0	0	0	0	0	0	0	0
15.4	Medicare Supplement (b) .....	0	0	0	0	0	0	0	0	0	0	0	0
15.5	Medicaid Title XIX (b) .....	0	0	0	0	0	0	0	0	0	0	0	0
15.6	Medicare Title XVIII (b).....	0	0	0	0	0	0	0	0	0	0	0	0
15.7	Long-Term Care (b) .....	0	0	0	0	0	0	0	0	0	0	0	0
15.8	Federal Employees Health Benefits Plan (b) .....	0	0	0	0	0	0	0	0	0	0	0	0
15.9	Other Health (b) .....	0	0	0	0	0	0	0	0	0	0	0	0
16.	Workers' Compensation .....	0	0	0	0	0	0	0	0	0	0	0	0
17.1	Other Liability - Occurrence .....	0	0	0	0	0	0	0	0	0	0	0	0
17.2	Other Liability - Claims-Made .....	0	0	0	0	0	0	0	0	0	0	0	0
17.3	Excess Workers' Compensation .....	0	0	0	0	0	0	0	0	0	0	0	0
18.1	Products Liability - Occurrence .....	0	0	0	0	0	0	0	0	0	0	0	0
18.2	Products Liability - Claims-Made .....	0	0	0	0	0	0	0	0	0	0	0	0
19.1	Private Passenger Auto No-Fault (Personal Injury Protection) .....	0	0	0	0	0	0	0	0	0	0	0	0
19.2	Other Private Passenger Auto Liability .....	0	0	0	0	0	0	0	0	0	0	0	0
19.3	Commercial Auto No-Fault (Personal Injury Protection) .....	0	0	0	0	0	0	0	0	0	0	0	0
19.4	Other Commercial Auto Liability .....	0	0	0	0	0	0	0	0	0	0	0	0
21.1	Private Passenger Auto Physical Damage .....	0	0	0	0	0	0	0	0	0	0	0	0
21.2	Commercial Auto Physical Damage .....	0	0	0	0	0	0	0	0	0	0	0	0
22.	Aircraft (all perils) .....	0	0	0	0	0	0	0	0	0	0	0	0
23.	Fidelity .....	0	0	0	0	0	0	0	0	0	0	0	0
24.	Surety .....	0	0	0	0	0	0	0	0	0	0	0	0
26.	Burglary and Theft .....	0	0	0	0	0	0	0	0	0	0	0	0
27.	Boiler and Machinery .....	666,912	595,731	0	369,912	458,833	458,834	1	0	0	0	66,037	15,806
28.	Credit .....	0	0	0	0	0	0	0	0	0	0	0	0
29.	International .....	0	0	0	0	0	0	0	0	0	0	0	0
30.	Warranty .....	0	0	0	0	0	0	0	0	0	0	0	0
31.	Reins nonproportional assumed property .....	XXX	XXX	XXX	XXX	XXX	XXX	XXX	XXX	XXX	XXX	XXX	XXX
32.	Reins nonproportional assumed liability .....	XXX	XXX	XXX	XXX	XXX	XXX	XXX	XXX	XXX	XXX	XXX	XXX
33.	Reins nonproportional assumed financial lines .....	XXX	XXX	XXX	XXX	XXX	XXX	XXX	XXX	XXX	XXX	XXX	XXX
34.	Aggregate Write-Ins for Other Lines of Business .....	0	0	0	0	0	0	0	0	0	0	0	0
35.	Total (a) .....	6,702,592	6,065,510	2,393	3,409,380	1,843,425	723,872	1,044,137	0	(14,343)	15,155	665,413	159,499
DETAILS OF WRITE-INS													
3401.	.....												
3402.	.....												
3403.	.....												
3498.	Summary of remaining write-ins for Line 34 from overflow page .....	0	0	0	0	0	0	0	0	0	0	0	0
3499.	Totals (Lines 3401 through 3403 plus 3498)(Line 34 above) .....	0	0	0	0	0	0	0	0	0	0	0	0

(a) Finance and service charges not included in Lines 1 to 35 \$ 0  
(b) For health business on indicated lines report: Number of persons insured under PPO managed care products 0 and number of persons insured under indemnity only products 0



ANNUAL STATEMENT FOR THE YEAR 2024 OF THE AFFILIATED FM INSURANCE COMPANY

EXHIBIT OF PREMIUMS AND LOSSES (Statutory Page 14)

NAIC Group Code 0065 BUSINESS IN THE STATE OF New Jersey DURING THE YEAR 2024 NAIC Company Code 10014

Line of Business		Gross Premiums, Including Policy and Membership Fees, Less Return Premiums and Premiums on Policies not Taken		3  Dividends Paid or Credited to Policyholders on Direct Business	4  Direct Unearned Premium Reserves	5  Direct Losses Paid (deducting salvage)	6  Direct Losses Incurred	7  Direct Losses Unpaid	8  Direct Defense and Cost Containment Expense Paid	9  Direct Defense and Cost Containment Expense Incurred	10  Direct Defense and Cost Containment Expense Unpaid	11  Commissions and Brokerage Expenses	12  Taxes, Licenses and Fees
		1 Direct Premiums Written	2 Direct Premiums Earned										
1.	Fire .....	9,232,257	9,121,544	0	4,998,844	5,151,945	1,015,890	915,776	0	(58,059)	14,052	912,429	218,396
2.1	Allied Lines .....	16,040,067	15,862,573	0	8,802,396	3,901,955	4,175,440	8,164,616	63	(14,516)	117,490	1,584,831	379,341
2.2	Multiple Peril Crop .....	0	0	0	0	0	0	0	0	0	0	0	0
2.3	Federal Flood .....	0	0	0	0	0	0	0	0	0	0	0	0
2.4.	Private Crop .....	0	0	0	0	0	0	0	0	0	0	0	0
2.5	Private Flood .....	0	0	0	0	0	0	0	0	0	0	0	0
3.	Farmowners Multiple Peril .....	0	0	0	0	0	0	0	0	0	0	0	0
4.	Homeowners Multiple Peril .....	125,624	120,602	27,112	64,283	28,090	1,090	0	0	0	0	0	2,977
5.1	Commercial Multiple Peril (Non-Liability Portion) .....	0	0	0	0	0	0	0	0	0	0	0	0
5.2	Commercial Multiple Peril (Liability Portion) .....	0	0	0	0	0	0	0	0	0	0	0	0
6.	Mortgage Guaranty .....	0	0	0	0	0	0	0	0	0	0	0	0
8.	Ocean Marine .....	4,448,795	4,362,213	0	2,514,127	1,038,040	2,008,840	1,841,781	541	18,857	32,322	440,414	105,416
9.1	Inland Marine .....	3,600,769	3,534,636	0	2,011,048	1,200,323	995,582	4,452,766	12,582	33,981	88,582	350,103	83,800
9.2	Pet Insurance Plans .....	0	0	0	0	0	0	0	0	0	0	0	0
10.	Financial Guaranty .....	0	0	0	0	0	0	0	0	0	0	0	0
11.1	Medical Professional Liability - Occurrence .....	0	0	0	0	0	0	0	0	0	0	0	0
11.2	Medical Professional Liability - Claims-Made .....	0	0	0	0	0	0	0	0	0	0	0	0
12.	Earthquake .....	6,450	12,194	0	3,267	0	0	0	0	0	0	639	153
13.1	Comprehensive (hospital and medical) ind (b) .....	0	0	0	0	0	0	0	0	0	0	0	0
13.2	Comprehensive (hospital and medical) group (b) .....	0	0	0	0	0	0	0	0	0	0	0	0
14.	Credit A&H (Group and Individual) .....	0	0	0	0	0	0	0	0	0	0	0	0
15.1	Vision Only (b).....	0	0	0	0	0	0	0	0	0	0	0	0
15.2	Dental Only (b) .....	0	0	0	0	0	0	0	0	0	0	0	0
15.3	Disability Income (b) .....	0	0	0	0	0	0	0	0	0	0	0	0
15.4	Medicare Supplement (b) .....	0	0	0	0	0	0	0	0	0	0	0	0
15.5	Medicaid Title XIX (b) .....	0	0	0	0	0	0	0	0	0	0	0	0
15.6	Medicare Title XVIII (b).....	0	0	0	0	0	0	0	0	0	0	0	0
15.7	Long-Term Care (b) .....	0	0	0	0	0	0	0	0	0	0	0	0
15.8	Federal Employees Health Benefits Plan (b) .....	0	0	0	0	0	0	0	0	0	0	0	0
15.9	Other Health (b) .....	0	0	0	0	0	0	0	0	0	0	0	0
16.	Workers' Compensation .....	0	0	0	0	0	0	0	0	0	0	0	0
17.1	Other Liability - Occurrence .....	0	0	0	0	2,327	7,769,864	37,712,193	0	(69,808)	1,772,932	0	0
17.2	Other Liability - Claims-Made .....	0	0	0	0	0	0	0	0	0	0	0	0
17.3	Excess Workers' Compensation .....	0	0	0	0	0	0	0	0	0	0	0	0
18.1	Products Liability - Occurrence .....	0	0	0	0	30,216	5,308,825	59,437,469	329,061	2,007,988	12,385,353	0	0
18.2	Products Liability - Claims-Made .....	0	0	0	0	0	0	0	0	0	0	0	0
19.1	Private Passenger Auto No-Fault (Personal Injury Protection) .....	0	0	0	0	0	0	0	0	0	0	0	0
19.2	Other Private Passenger Auto Liability .....	0	0	0	0	0	0	0	0	0	0	0	0
19.3	Commercial Auto No-Fault (Personal Injury Protection) .....	0	0	0	0	0	0	0	0	0	0	0	0
19.4	Other Commercial Auto Liability .....	0	0	0	0	0	0	0	0	0	0	0	0
21.1	Private Passenger Auto Physical Damage .....	0	0	0	0	0	0	0	0	0	0	0	0
21.2	Commercial Auto Physical Damage .....	0	0	0	0	0	0	0	0	0	0	0	0
22.	Aircraft (all perils) .....	0	0	0	0	0	0	0	0	0	0	0	0
23.	Fidelity .....	0	0	0	0	0	0	0	0	0	0	0	0
24.	Surety .....	0	0	0	0	0	0	0	0	0	0	0	0
26.	Burglary and Theft .....	0	0	0	0	0	0	0	0	0	0	0	0
27.	Boiler and Machinery .....	1,413,955	1,432,702	0	788,269	669,047	(185,339)	67,427	0	(14,505)	1,320	140,983	33,745
28.	Credit .....	0	0	0	0	0	0	0	0	0	0	0	0
29.	International .....	0	0	0	0	0	0	0	0	0	0	0	0
30.	Warranty .....	0	0	0	0	0	0	0	0	0	0	0	0
31.	Reins nonproportional assumed property .....	XXX	XXX	XXX	XXX	XXX	XXX	XXX	XXX	XXX	XXX	XXX	XXX
32.	Reins nonproportional assumed liability .....	XXX	XXX	XXX	XXX	XXX	XXX	XXX	XXX	XXX	XXX	XXX	XXX
33.	Reins nonproportional assumed financial lines .....	XXX	XXX	XXX	XXX	XXX	XXX	XXX	XXX	XXX	XXX	XXX	XXX
34.	Aggregate Write-Ins for Other Lines of Business .....	0	0	0	0	0	0	0	0	0	0	0	0
35.	Total (a) .....	34,867,917	34,446,464	27,112	19,182,234	12,021,943	21,090,192	112,592,029	342,247	1,903,939	14,412,052	3,429,399	823,828
DETAILS OF WRITE-INS													
3401.	.....												
3402.	.....												
3403.	.....												
3498.	Summary of remaining write-ins for Line 34 from overflow page .....	0	0	0	0	0	0	0	0	0	0	0	0
3499.	Totals (Lines 3401 through 3403 plus 3498)(Line 34 above) .....	0	0	0	0	0	0	0	0	0	0	0	0

(a) Finance and service charges not included in Lines 1 to 35 \$ 0  
(b) For health business on indicated lines report: Number of persons insured under PPO managed care products 0 and number of persons insured under indemnity only products 0





ANNUAL STATEMENT FOR THE YEAR 2024 OF THE AFFILIATED FM INSURANCE COMPANY

EXHIBIT OF PREMIUMS AND LOSSES (Statutory Page 14)

NAIC Group Code 0065 BUSINESS IN THE STATE OF New Mexico DURING THE YEAR 2024 NAIC Company Code 10014

Line of Business		Gross Premiums, Including Policy and Membership Fees, Less Return Premiums and Premiums on Policies not Taken		3	4	5	6	7	8	9	10	11	12
		1	2										
		Direct Premiums Written	Direct Premiums Earned	Dividends Paid or Credited to Policyholders on Direct Business	Direct Unearned Premium Reserves	Direct Losses Paid (deducting salvage)	Direct Losses Incurred	Direct Losses Unpaid	Direct Defense and Cost Containment Expense Paid	Direct Defense and Cost Containment Expense Incurred	Direct Defense and Cost Containment Expense Unpaid	Commissions and Brokerage Expenses	Taxes, Licenses and Fees
1.	Fire .....	934,919	877,457	0	483,719	268,930	(43,632)	2	0	(4,462)	0	92,477	22,217
2.1	Allied Lines .....	1,464,627	1,396,903	0	754,697	855,524	59,407	134,301	0	(10,704)	1,933	144,883	34,807
2.2	Multiple Peril Crop .....	0	0	0	0	0	0	0	0	0	0	0	0
2.3	Federal Flood .....	0	0	0	0	0	0	0	0	0	0	0	0
2.4	Private Crop .....	0	0	0	0	0	0	0	0	0	0	0	0
2.5	Private Flood .....	0	0	0	0	0	0	0	0	0	0	0	0
3.	Farmowners Multiple Peril .....	0	0	0	0	0	0	0	0	0	0	0	0
4.	Homeowners Multiple Peril .....	0	0	0	0	0	0	0	0	0	0	0	0
5.1	Commercial Multiple Peril (Non-Liability Portion) .....	0	0	0	0	0	0	0	0	0	0	0	0
5.2	Commercial Multiple Peril (Liability Portion) .....	0	0	0	0	0	0	0	0	0	0	0	0
6.	Mortgage Guaranty .....	0	0	0	0	0	0	0	0	0	0	0	0
8.	Ocean Marine .....	0	0	0	0	0	0	0	0	0	0	0	0
9.1	Inland Marine .....	646,331	624,026	0	326,740	109,353	109,353	1	0	0	0	63,870	15,344
9.2	Pet Insurance Plans .....	0	0	0	0	0	0	0	0	0	0	0	0
10.	Financial Guaranty .....	0	0	0	0	0	0	0	0	0	0	0	0
11.1	Medical Professional Liability - Occurrence .....	0	0	0	0	0	0	0	0	0	0	0	0
11.2	Medical Professional Liability - Claims-Made .....	0	0	0	0	0	0	0	0	0	0	0	0
12.	Earthquake .....	231,252	219,287	0	124,943	0	0	0	0	0	0	22,781	5,473
13.1	Comprehensive (hospital and medical) ind (b) .....	0	0	0	0	0	0	0	0	0	0	0	0
13.2	Comprehensive (hospital and medical) group (b) .....	0	0	0	0	0	0	0	0	0	0	0	0
14.	Credit A&H (Group and Individual) .....	0	0	0	0	0	0	0	0	0	0	0	0
15.1	Vision Only (b).....	0	0	0	0	0	0	0	0	0	0	0	0
15.2	Dental Only (b) .....	0	0	0	0	0	0	0	0	0	0	0	0
15.3	Disability Income (b) .....	0	0	0	0	0	0	0	0	0	0	0	0
15.4	Medicare Supplement (b) .....	0	0	0	0	0	0	0	0	0	0	0	0
15.5	Medicaid Title XIX (b) .....	0	0	0	0	0	0	0	0	0	0	0	0
15.6	Medicare Title XVIII (b).....	0	0	0	0	0	0	0	0	0	0	0	0
15.7	Long-Term Care (b) .....	0	0	0	0	0	0	0	0	0	0	0	0
15.8	Federal Employees Health Benefits Plan (b) .....	0	0	0	0	0	0	0	0	0	0	0	0
15.9	Other Health (b) .....	0	0	0	0	0	0	0	0	0	0	0	0
16.	Workers' Compensation .....	0	0	0	0	0	0	0	0	0	0	0	0
17.1	Other Liability - Occurrence .....	0	0	0	0	0	0	0	0	0	0	0	0
17.2	Other Liability - Claims-Made .....	0	0	0	0	0	0	0	0	0	0	0	0
17.3	Excess Workers' Compensation .....	0	0	0	0	0	0	0	0	0	0	0	0
18.1	Products Liability - Occurrence .....	0	0	0	0	0	0	0	0	0	0	0	0
18.2	Products Liability - Claims-Made .....	0	0	0	0	0	0	0	0	0	0	0	0
19.1	Private Passenger Auto No-Fault (Personal Injury Protection) .....	0	0	0	0	0	0	0	0	0	0	0	0
19.2	Other Private Passenger Auto Liability .....	0	0	0	0	0	0	0	0	0	0	0	0
19.3	Commercial Auto No-Fault (Personal Injury Protection) .....	0	0	0	0	0	0	0	0	0	0	0	0
19.4	Other Commercial Auto Liability .....	0	0	0	0	0	0	0	0	0	0	0	0
21.1	Private Passenger Auto Physical Damage .....	0	0	0	0	0	0	0	0	0	0	0	0
21.2	Commercial Auto Physical Damage .....	0	0	0	0	0	0	0	0	0	0	0	0
22.	Aircraft (all perils) .....	0	0	0	0	0	0	0	0	0	0	0	0
23.	Fidelity .....	0	0	0	0	0	0	0	0	0	0	0	0
24.	Surety .....	0	0	0	0	0	0	0	0	0	0	0	0
26.	Burglary and Theft .....	0	0	0	0	0	0	0	0	0	0	0	0
27.	Boiler and Machinery .....	150,925	142,400	0	86,574	0	0	0	0	0	0	15,018	3,608
28.	Credit .....	0	0	0	0	0	0	0	0	0	0	0	0
29.	International .....	0	0	0	0	0	0	0	0	0	0	0	0
30.	Warranty .....	0	0	0	0	0	0	0	0	0	0	0	0
31.	Reins nonproportional assumed property .....	XXX	XXX	XXX	XXX	XXX	XXX	XXX	XXX	XXX	XXX	XXX	XXX
32.	Reins nonproportional assumed liability .....	XXX	XXX	XXX	XXX	XXX	XXX	XXX	XXX	XXX	XXX	XXX	XXX
33.	Reins nonproportional assumed financial lines .....	XXX	XXX	XXX	XXX	XXX	XXX	XXX	XXX	XXX	XXX	XXX	XXX
34.	Aggregate Write-Ins for Other Lines of Business .....	0	0	0	0	0	0	0	0	0	0	0	0
35.	Total (a) .....	3,428,054	3,260,073	0	1,776,673	1,233,806	125,128	134,304	0	(15,166)	1,933	339,029	81,449
DETAILS OF WRITE-INS													
3401.	.....												
3402.	.....												
3403.	.....												
3498.	Summary of remaining write-ins for Line 34 from overflow page .....	0	0	0	0	0	0	0	0	0	0	0	0
3499.	Totals (Lines 3401 through 3403 plus 3498)(Line 34 above) .....	0	0	0	0	0	0	0	0	0	0	0	0

(a) Finance and service charges not included in Lines 1 to 35 \$ .....0  
(b) For health business on indicated lines report: Number of persons insured under PPO managed care products .....0 and number of persons insured under indemnity only products .....0 .



ANNUAL STATEMENT FOR THE YEAR 2024 OF THE AFFILIATED FM INSURANCE COMPANY

EXHIBIT OF PREMIUMS AND LOSSES (Statutory Page 14)

NAIC Group Code 0065 BUSINESS IN THE STATE OF New York DURING THE YEAR 2024 NAIC Company Code 10014

Line of Business		Gross Premiums, Including Policy and Membership Fees, Less Return Premiums and Premiums on Policies not Taken		3  Dividends Paid or Credited to Policyholders on Direct Business	4  Direct Unearned Premium Reserves	5  Direct Losses Paid (deducting salvage)	6  Direct Losses Incurred	7  Direct Losses Unpaid	8  Direct Defense and Cost Containment Expense Paid	9  Direct Defense and Cost Containment Expense Incurred	10  Direct Defense and Cost Containment Expense Unpaid	11  Commissions and Brokerage Expenses	12  Taxes, Licenses and Fees
		1 Direct Premiums Written	2 Direct Premiums Earned										
1.	Fire .....	49,475,565	47,411,264	0	26,077,458	19,710,871	12,918,886	11,220,640	215,440	133,705	208,721	5,328,841	1,165,732
2.1	Allied Lines .....	73,477,514	71,539,846	0	38,470,862	14,122,738	15,751,507	9,744,177	0	29,508	142,541	7,347,922	1,758,778
2.2	Multiple Peril Crop .....	0	0	0	0	0	0	0	0	0	0	0	0
2.3	Federal Flood .....	0	0	0	0	0	0	0	0	0	0	0	0
2.4.	Private Crop .....	0	0	0	0	0	0	0	0	0	0	0	0
2.5	Private Flood .....	0	0	0	0	0	0	0	0	0	0	0	0
3.	Farmowners Multiple Peril .....	0	0	0	0	0	0	0	0	0	0	0	0
4.	Homeowners Multiple Peril .....	40,214	37,859	8,428	26,844	0	0	0	0	0	0	0	953
5.1	Commercial Multiple Peril (Non-Liability Portion) .....	0	0	0	0	0	0	0	0	0	0	0	0
5.2	Commercial Multiple Peril (Liability Portion) .....	0	0	0	0	0	0	0	0	0	0	0	0
6.	Mortgage Guaranty .....	0	0	0	0	0	0	0	0	0	0	0	0
8.	Ocean Marine .....	2,378,031	3,308,621	0	1,160,737	5,217,787	3,558,433	6,509,033	115,633	104,962	131,794	235,416	56,349
9.1	Inland Marine .....	18,340,998	17,616,223	0	9,636,758	3,245,547	1,490,343	1,994,681	7,875	(516,956)	264,867	1,829,824	437,981
9.2	Pet Insurance Plans .....	0	0	0	0	0	0	0	0	0	0	0	0
10.	Financial Guaranty .....	0	0	0	0	0	0	0	0	0	0	0	0
11.1	Medical Professional Liability - Occurrence .....	0	0	0	0	0	0	0	0	0	0	0	0
11.2	Medical Professional Liability - Claims-Made .....	0	0	0	0	0	0	0	0	0	0	0	0
12.	Earthquake .....	25,883	18,801	0	13,828	0	0	0	0	0	0	2,308	552
13.1	Comprehensive (hospital and medical) ind (b) .....	0	0	0	0	0	0	0	0	0	0	0	0
13.2	Comprehensive (hospital and medical) group (b) .....	0	0	0	0	0	0	0	0	0	0	0	0
14.	Credit A&H (Group and Individual) .....	0	0	0	0	0	0	0	0	0	0	0	0
15.1	Vision Only (b).....	0	0	0	0	0	0	0	0	0	0	0	0
15.2	Dental Only (b) .....	0	0	0	0	0	0	0	0	0	0	0	0
15.3	Disability Income (b) .....	0	0	0	0	0	0	0	0	0	0	0	0
15.4	Medicare Supplement (b) .....	0	0	0	0	0	0	0	0	0	0	0	0
15.5	Medicaid Title XIX (b) .....	0	0	0	0	0	0	0	0	0	0	0	0
15.6	Medicare Title XVIII (b).....	0	0	0	0	0	0	0	0	0	0	0	0
15.7	Long-Term Care (b) .....	0	0	0	0	0	0	0	0	0	0	0	0
15.8	Federal Employees Health Benefits Plan (b) .....	0	0	0	0	0	0	0	0	0	0	0	0
15.9	Other Health (b) .....	0	0	0	0	0	0	0	0	0	0	0	0
16.	Workers' Compensation .....	0	0	0	0	0	0	0	0	0	0	0	0
17.1	Other Liability - Occurrence .....	0	0	0	0	0	16,999,571	85,724,339	488,303	289,192	4,030,088	0	0
17.2	Other Liability - Claims-Made .....	0	0	0	0	0	0	0	0	0	0	0	0
17.3	Excess Workers' Compensation .....	0	0	0	0	0	0	0	0	0	0	0	0
18.1	Products Liability - Occurrence .....	0	0	0	0	302,865	1,753,154	30,775,367	89,052	704,760	6,412,854	0	0
18.2	Products Liability - Claims-Made .....	0	0	0	0	0	0	0	0	0	0	0	0
19.1	Private Passenger Auto No-Fault (Personal Injury Protection) .....	0	0	0	0	0	0	0	0	0	0	0	0
19.2	Other Private Passenger Auto Liability .....	0	0	0	0	0	0	0	0	0	0	0	0
19.3	Commercial Auto No-Fault (Personal Injury Protection) .....	0	0	0	0	0	0	0	0	0	0	0	0
19.4	Other Commercial Auto Liability .....	0	0	0	0	0	0	0	0	0	0	0	0
21.1	Private Passenger Auto Physical Damage .....	0	0	0	0	0	0	0	0	0	0	0	0
21.2	Commercial Auto Physical Damage .....	0	0	0	0	0	0	0	0	0	0	0	0
22.	Aircraft (all perils) .....	0	0	0	0	0	0	0	0	0	0	0	0
23.	Fidelity .....	0	0	0	0	0	0	0	0	0	0	0	0
24.	Surety .....	0	0	0	0	0	0	0	0	0	0	0	0
26.	Burglary and Theft .....	0	0	0	0	0	0	0	0	0	0	0	0
27.	Boiler and Machinery .....	4,301,708	4,191,078	0	2,212,055	172,204	311,874	382,050	0	3,319	7,480	433,401	103,738
28.	Credit .....	0	0	0	0	0	0	0	0	0	0	0	0
29.	International .....	0	0	0	0	0	0	0	0	0	0	0	0
30.	Warranty .....	0	0	0	0	0	0	0	0	0	0	0	0
31.	Reins nonproportional assumed property .....	XXX	XXX	XXX	XXX	XXX	XXX	XXX	XXX	XXX	XXX	XXX	XXX
32.	Reins nonproportional assumed liability .....	XXX	XXX	XXX	XXX	XXX	XXX	XXX	XXX	XXX	XXX	XXX	XXX
33.	Reins nonproportional assumed financial lines .....	XXX	XXX	XXX	XXX	XXX	XXX	XXX	XXX	XXX	XXX	XXX	XXX
34.	Aggregate Write-Ins for Other Lines of Business .....	0	0	0	0	0	0	0	0	0	0	0	0
35.	Total (a) .....	148,039,913	144,123,692	8,428	77,598,542	42,772,012	52,783,769	146,350,287	916,302	748,491	11,198,345	15,177,712	3,524,083
DETAILS OF WRITE-INS													
3401.	.....												
3402.	.....												
3403.	.....												
3498.	Summary of remaining write-ins for Line 34 from overflow page .....	0	0	0	0	0	0	0	0	0	0	0	0
3499.	Totals (Lines 3401 through 3403 plus 3498)(Line 34 above) .....	0	0	0	0	0	0	0	0	0	0	0	0

(a) Finance and service charges not included in Lines 1 to 35 \$ .....0  
(b) For health business on indicated lines report: Number of persons insured under PPO managed care products .....0 and number of persons insured under indemnity only products .....0 .



ANNUAL STATEMENT FOR THE YEAR 2024 OF THE AFFILIATED FM INSURANCE COMPANY

EXHIBIT OF PREMIUMS AND LOSSES (Statutory Page 14)

NAIC Group Code 0065 BUSINESS IN THE STATE OF North Carolina DURING THE YEAR 2024 NAIC Company Code 10014

Line of Business		Gross Premiums, Including Policy and Membership Fees, Less Return Premiums and Premiums on Policies not Taken		3  Dividends Paid or Credited to Policyholders on Direct Business	4  Direct Unearned Premium Reserves	5  Direct Losses Paid (deducting salvage)	6  Direct Losses Incurred	7  Direct Losses Unpaid	8  Direct Defense and Cost Containment Expense Paid	9  Direct Defense and Cost Containment Expense Incurred	10  Direct Defense and Cost Containment Expense Unpaid	11  Commissions and Brokerage Expenses	12  Taxes, Licenses and Fees
		1 Direct Premiums Written	2 Direct Premiums Earned										
1.	Fire .....	7,199,531	7,151,236	0	3,479,361	1,022,262	741,300	67,864	41,032	39,496	12,178	767,949	157,868
2.1	Allied Lines .....	10,943,060	11,197,475	0	5,147,847	3,917,275	13,208,981	9,440,930	0	180,427	182,454	1,062,515	257,360
2.2	Multiple Peril Crop .....	0	0	0	0	0	0	0	0	0	0	0	0
2.3	Federal Flood .....	0	0	0	0	0	0	0	0	0	0	0	0
2.4.	Private Crop .....	0	0	0	0	0	0	0	0	0	0	0	0
2.5	Private Flood .....	0	0	0	0	0	0	0	0	0	0	0	0
3.	Farmowners Multiple Peril .....	0	0	0	0	0	0	0	0	0	0	0	0
4.	Homeowners Multiple Peril .....	25,036	22,415	4,271	10,651	0	0	0	0	0	0	0	600
5.1	Commercial Multiple Peril (Non-Liability Portion) .....	0	0	0	0	0	0	0	0	0	0	0	0
5.2	Commercial Multiple Peril (Liability Portion) .....	0	0	0	0	0	0	0	0	0	0	0	0
6.	Mortgage Guaranty .....	0	0	0	0	0	0	0	0	0	0	0	0
8.	Ocean Marine .....	594,079	586,163	0	151,252	261,068	2,610,980	2,937,251	529	42,503	51,370	58,812	14,245
9.1	Inland Marine .....	5,330,184	5,089,226	0	2,545,515	188,292	3,415,486	3,844,092	12,681	82,156	79,018	515,984	124,981
9.2	Pet Insurance Plans .....	0	0	0	0	0	0	0	0	0	0	0	0
10.	Financial Guaranty .....	0	0	0	0	0	0	0	0	0	0	0	0
11.1	Medical Professional Liability - Occurrence .....	0	0	0	0	0	0	0	0	0	0	0	0
11.2	Medical Professional Liability - Claims-Made .....	0	0	0	0	0	0	0	0	0	0	0	0
12.	Earthquake .....	3,185	2,154	0	1,640	0	0	0	0	0	0	315	76
13.1	Comprehensive (hospital and medical) ind (b) .....	0	0	0	0	0	0	0	0	0	0	0	0
13.2	Comprehensive (hospital and medical) group (b) .....	0	0	0	0	0	0	0	0	0	0	0	0
14.	Credit A&H (Group and Individual) .....	0	0	0	0	0	0	0	0	0	0	0	0
15.1	Vision Only (b).....	0	0	0	0	0	0	0	0	0	0	0	0
15.2	Dental Only (b) .....	0	0	0	0	0	0	0	0	0	0	0	0
15.3	Disability Income (b) .....	0	0	0	0	0	0	0	0	0	0	0	0
15.4	Medicare Supplement (b) .....	0	0	0	0	0	0	0	0	0	0	0	0
15.5	Medicaid Title XIX (b) .....	0	0	0	0	0	0	0	0	0	0	0	0
15.6	Medicare Title XVIII (b).....	0	0	0	0	0	0	0	0	0	0	0	0
15.7	Long-Term Care (b) .....	0	0	0	0	0	0	0	0	0	0	0	0
15.8	Federal Employees Health Benefits Plan (b) .....	0	0	0	0	0	0	0	0	0	0	0	0
15.9	Other Health (b) .....	0	0	0	0	0	0	0	0	0	0	0	0
16.	Workers' Compensation .....	0	0	0	0	0	2	13	260	260	2	0	0
17.1	Other Liability - Occurrence .....	0	0	0	0	0	6	32	0	0	2	0	0
17.2	Other Liability - Claims-Made .....	0	0	0	0	0	0	0	0	0	0	0	0
17.3	Excess Workers' Compensation .....	0	0	0	0	0	0	0	0	0	0	0	0
18.1	Products Liability - Occurrence .....	0	0	0	0	0	0	0	0	0	0	0	0
18.2	Products Liability - Claims-Made .....	0	0	0	0	0	0	0	0	0	0	0	0
19.1	Private Passenger Auto No-Fault (Personal Injury Protection) .....	0	0	0	0	0	0	0	0	0	0	0	0
19.2	Other Private Passenger Auto Liability .....	0	0	0	0	0	0	0	0	0	0	0	0
19.3	Commercial Auto No-Fault (Personal Injury Protection) .....	0	0	0	0	0	0	0	0	0	0	0	0
19.4	Other Commercial Auto Liability .....	0	0	0	0	0	0	0	0	0	0	0	0
21.1	Private Passenger Auto Physical Damage .....	0	0	0	0	0	0	0	0	0	0	0	0
21.2	Commercial Auto Physical Damage .....	0	0	0	0	0	0	0	0	0	0	0	0
22.	Aircraft (all perils) .....	0	0	0	0	0	0	0	0	0	0	0	0
23.	Fidelity .....	0	0	0	0	0	0	0	0	0	0	0	0
24.	Surety .....	0	0	0	0	0	0	0	0	0	0	0	0
26.	Burglary and Theft .....	0	0	0	0	0	0	0	0	0	0	0	0
27.	Boiler and Machinery .....	1,584,397	1,599,653	0	691,296	0	377,855	377,855	0	8,160	8,160	155,538	37,674
28.	Credit .....	0	0	0	0	0	0	0	0	0	0	0	0
29.	International .....	0	0	0	0	0	0	0	0	0	0	0	0
30.	Warranty .....	0	0	0	0	0	0	0	0	0	0	0	0
31.	Reins nonproportional assumed property .....	XXX	XXX	XXX	XXX	XXX	XXX	XXX	XXX	XXX	XXX	XXX	XXX
32.	Reins nonproportional assumed liability .....	XXX	XXX	XXX	XXX	XXX	XXX	XXX	XXX	XXX	XXX	XXX	XXX
33.	Reins nonproportional assumed financial lines .....	XXX	XXX	XXX	XXX	XXX	XXX	XXX	XXX	XXX	XXX	XXX	XXX
34.	Aggregate Write-Ins for Other Lines of Business .....	0	0	0	0	0	0	0	0	0	0	0	0
35.	Total (a) .....	25,679,472	25,648,322	4,271	12,027,562	5,388,897	20,354,610	16,668,038	54,501	353,004	333,185	2,561,113	592,804
DETAILS OF WRITE-INS													
3401.	.....												
3402.	.....												
3403.	.....												
3498.	Summary of remaining write-ins for Line 34 from overflow page .....	0	0	0	0	0	0	0	0	0	0	0	0
3499.	Totals (Lines 3401 through 3403 plus 3498)(Line 34 above) .....	0	0	0	0	0	0	0	0	0	0	0	0

(a) Finance and service charges not included in Lines 1 to 35 \$ 0  
(b) For health business on indicated lines report: Number of persons insured under PPO managed care products 0 and number of persons insured under indemnity only products 0



ANNUAL STATEMENT FOR THE YEAR 2024 OF THE AFFILIATED FM INSURANCE COMPANY

EXHIBIT OF PREMIUMS AND LOSSES (Statutory Page 14)

NAIC Group Code 0065 BUSINESS IN THE STATE OF North Dakota DURING THE YEAR 2024 NAIC Company Code 10014

Line of Business		Gross Premiums, Including Policy and Membership Fees, Less Return Premiums and Premiums on Policies not Taken		3	4	5	6	7	8	9	10	11	12
		1	2										
		Direct Premiums Written	Direct Premiums Earned	Dividends Paid or Credited to Policyholders on Direct Business	Direct Unearned Premium Reserves	Direct Losses Paid (deducting salvage)	Direct Losses Incurred	Direct Losses Unpaid	Direct Defense and Cost Containment Expense Paid	Direct Defense and Cost Containment Expense Incurred	Direct Defense and Cost Containment Expense Unpaid	Commissions and Brokerage Expenses	Taxes, Licenses and Fees
1.	Fire .....	167,769	162,158	0	56,489	0	0	0	0	0	0	16,568	3,966
2.1	Allied Lines .....	526,468	542,714	0	156,317	174,111	174,112	2	0	0	0	51,960	12,437
2.2	Multiple Peril Crop .....	0	0	0	0	0	0	0	0	0	0	0	0
2.3	Federal Flood .....	0	0	0	0	0	0	0	0	0	0	0	0
2.4	Private Crop .....	0	0	0	0	0	0	0	0	0	0	0	0
2.5	Private Flood .....	0	0	0	0	0	0	0	0	0	0	0	0
3.	Farmowners Multiple Peril .....	0	0	0	0	0	0	0	0	0	0	0	0
4.	Homeowners Multiple Peril .....	0	0	0	0	0	0	0	0	0	0	0	0
5.1	Commercial Multiple Peril (Non-Liability Portion) .....	0	0	0	0	0	0	0	0	0	0	0	0
5.2	Commercial Multiple Peril (Liability Portion) .....	0	0	0	0	0	0	0	0	0	0	0	0
6.	Mortgage Guaranty .....	0	0	0	0	0	0	0	0	0	0	0	0
8.	Ocean Marine .....	0	0	0	0	0	0	0	0	0	0	0	0
9.1	Inland Marine .....	98,945	96,130	0	42,570	0	0	0	0	0	0	9,757	2,335
9.2	Pet Insurance Plans .....	0	0	0	0	0	0	0	0	0	0	0	0
10.	Financial Guaranty .....	0	0	0	0	0	0	0	0	0	0	0	0
11.1	Medical Professional Liability - Occurrence .....	0	0	0	0	0	0	0	0	0	0	0	0
11.2	Medical Professional Liability - Claims-Made .....	0	0	0	0	0	0	0	0	0	0	0	0
12.	Earthquake .....	0	0	0	0	0	0	0	0	0	0	0	0
13.1	Comprehensive (hospital and medical) ind (b) .....	0	0	0	0	0	0	0	0	0	0	0	0
13.2	Comprehensive (hospital and medical) group (b) .....	0	0	0	0	0	0	0	0	0	0	0	0
14.	Credit A&H (Group and Individual) .....	0	0	0	0	0	0	0	0	0	0	0	0
15.1	Vision Only (b).....	0	0	0	0	0	0	0	0	0	0	0	0
15.2	Dental Only (b) .....	0	0	0	0	0	0	0	0	0	0	0	0
15.3	Disability Income (b) .....	0	0	0	0	0	0	0	0	0	0	0	0
15.4	Medicare Supplement (b) .....	0	0	0	0	0	0	0	0	0	0	0	0
15.5	Medicaid Title XIX (b) .....	0	0	0	0	0	0	0	0	0	0	0	0
15.6	Medicare Title XVIII (b).....	0	0	0	0	0	0	0	0	0	0	0	0
15.7	Long-Term Care (b) .....	0	0	0	0	0	0	0	0	0	0	0	0
15.8	Federal Employees Health Benefits Plan (b) .....	0	0	0	0	0	0	0	0	0	0	0	0
15.9	Other Health (b) .....	0	0	0	0	0	0	0	0	0	0	0	0
16.	Workers' Compensation .....	0	0	0	0	0	0	0	0	0	0	0	0
17.1	Other Liability - Occurrence .....	0	0	0	0	0	0	0	0	0	0	0	0
17.2	Other Liability - Claims-Made .....	0	0	0	0	0	0	0	0	0	0	0	0
17.3	Excess Workers' Compensation .....	0	0	0	0	0	0	0	0	0	0	0	0
18.1	Products Liability - Occurrence .....	0	0	0	0	0	0	0	0	0	0	0	0
18.2	Products Liability - Claims-Made .....	0	0	0	0	0	0	0	0	0	0	0	0
19.1	Private Passenger Auto No-Fault (Personal Injury Protection) .....	0	0	0	0	0	0	0	0	0	0	0	0
19.2	Other Private Passenger Auto Liability .....	0	0	0	0	0	0	0	0	0	0	0	0
19.3	Commercial Auto No-Fault (Personal Injury Protection) .....	0	0	0	0	0	0	0	0	0	0	0	0
19.4	Other Commercial Auto Liability .....	0	0	0	0	0	0	0	0	0	0	0	0
21.1	Private Passenger Auto Physical Damage .....	0	0	0	0	0	0	0	0	0	0	0	0
21.2	Commercial Auto Physical Damage .....	0	0	0	0	0	0	0	0	0	0	0	0
22.	Aircraft (all perils) .....	0	0	0	0	0	0	0	0	0	0	0	0
23.	Fidelity .....	0	0	0	0	0	0	0	0	0	0	0	0
24.	Surety .....	0	0	0	0	0	0	0	0	0	0	0	0
26.	Burglary and Theft .....	0	0	0	0	0	0	0	0	0	0	0	0
27.	Boiler and Machinery .....	40,436	38,428	0	18,412	0	0	0	0	0	0	3,973	951
28.	Credit .....	0	0	0	0	0	0	0	0	0	0	0	0
29.	International .....	0	0	0	0	0	0	0	0	0	0	0	0
30.	Warranty .....	0	0	0	0	0	0	0	0	0	0	0	0
31.	Reins nonproportional assumed property .....	XXX	XXX	XXX	XXX	XXX	XXX	XXX	XXX	XXX	XXX	XXX	XXX
32.	Reins nonproportional assumed liability .....	XXX	XXX	XXX	XXX	XXX	XXX	XXX	XXX	XXX	XXX	XXX	XXX
33.	Reins nonproportional assumed financial lines .....	XXX	XXX	XXX	XXX	XXX	XXX	XXX	XXX	XXX	XXX	XXX	XXX
34.	Aggregate Write-Ins for Other Lines of Business .....	0	0	0	0	0	0	0	0	0	0	0	0
35.	Total (a) .....	833,618	839,430	0	273,788	174,111	174,112	2	0	0	0	82,258	19,689
DETAILS OF WRITE-INS													
3401.	.....												
3402.	.....												
3403.	.....												
3498.	Summary of remaining write-ins for Line 34 from overflow page .....	0	0	0	0	0	0	0	0	0	0	0	0
3499.	Totals (Lines 3401 through 3403 plus 3498)(Line 34 above) .....	0	0	0	0	0	0	0	0	0	0	0	0

(a) Finance and service charges not included in Lines 1 to 35 \$ .....0  
(b) For health business on indicated lines report: Number of persons insured under PPO managed care products .....0 and number of persons insured under indemnity only products .....0 .



ANNUAL STATEMENT FOR THE YEAR 2024 OF THE AFFILIATED FM INSURANCE COMPANY

EXHIBIT OF PREMIUMS AND LOSSES (Statutory Page 14)

NAIC Group Code 0065 BUSINESS IN THE STATE OF Ohio DURING THE YEAR 2024 NAIC Company Code 10014

Line of Business		Gross Premiums, Including Policy and Membership Fees, Less Return Premiums and Premiums on Policies not Taken		3	4	5	6	7	8	9	10	11	12
		1	2										
		Direct Premiums Written	Direct Premiums Earned	Dividends Paid or Credited to Policyholders on Direct Business	Direct Unearned Premium Reserves	Direct Losses Paid (deducting salvage)	Direct Losses Incurred	Direct Losses Unpaid	Direct Defense and Cost Containment Expense Paid	Direct Defense and Cost Containment Expense Incurred	Direct Defense and Cost Containment Expense Unpaid	Commissions and Brokerage Expenses	Taxes, Licenses and Fees
1.	Fire .....	9,488,617	10,258,858	0	4,677,969	18,323,417	15,268,601	10,891,075	0	(34,716)	215,230	976,034	233,621
2.1	Allied Lines .....	15,237,880	16,187,402	0	7,595,639	22,040,604	(4,418,022)	6,860,891	1,216	(450,110)	101,065	1,569,972	375,784
2.2	Multiple Peril Crop .....	0	0	0	0	0	0	0	0	0	0	0	0
2.3	Federal Flood .....	0	0	0	0	0	0	0	0	0	0	0	0
2.4.	Private Crop .....	0	0	0	0	0	0	0	0	0	0	0	0
2.5	Private Flood .....	0	0	0	0	0	0	0	0	0	0	0	0
3.	Farmowners Multiple Peril .....	0	0	0	0	0	0	0	0	0	0	0	0
4.	Homeowners Multiple Peril .....	60,702	57,902	14,665	29,492	30,618	47,018	16,400	0	0	0	0	1,438
5.1	Commercial Multiple Peril (Non-Liability Portion) .....	0	0	0	0	0	0	0	0	0	0	0	0
5.2	Commercial Multiple Peril (Liability Portion) .....	0	0	0	0	0	0	0	0	0	0	0	0
6.	Mortgage Guaranty .....	0	0	0	0	0	0	0	0	0	0	0	0
8.	Ocean Marine .....	509,747	595,750	0	143,276	603,385	755,883	596,413	0	3,330	10,431	50,463	12,079
9.1	Inland Marine .....	6,534,219	7,261,795	0	3,094,180	786,481	387,589	1,024,564	4,521	7,187	23,317	683,452	163,589
9.2	Pet Insurance Plans .....	0	0	0	0	0	0	0	0	0	0	0	0
10.	Financial Guaranty .....	0	0	0	0	0	0	0	0	0	0	0	0
11.1	Medical Professional Liability - Occurrence .....	0	0	0	0	0	0	0	0	0	0	0	0
11.2	Medical Professional Liability - Claims-Made .....	0	0	0	0	0	0	0	0	0	0	0	0
12.	Earthquake .....	7,139	15,477	0	6,439	0	0	0	0	0	0	707	169
13.1	Comprehensive (hospital and medical) ind (b) .....	0	0	0	0	0	0	0	0	0	0	0	0
13.2	Comprehensive (hospital and medical) group (b) .....	0	0	0	0	0	0	0	0	0	0	0	0
14.	Credit A&H (Group and Individual) .....	0	0	0	0	0	0	0	0	0	0	0	0
15.1	Vision Only (b).....	0	0	0	0	0	0	0	0	0	0	0	0
15.2	Dental Only (b) .....	0	0	0	0	0	0	0	0	0	0	0	0
15.3	Disability Income (b) .....	0	0	0	0	0	0	0	0	0	0	0	0
15.4	Medicare Supplement (b) .....	0	0	0	0	0	0	0	0	0	0	0	0
15.5	Medicaid Title XIX (b) .....	0	0	0	0	0	0	0	0	0	0	0	0
15.6	Medicare Title XVIII (b).....	0	0	0	0	0	0	0	0	0	0	0	0
15.7	Long-Term Care (b) .....	0	0	0	0	0	0	0	0	0	0	0	0
15.8	Federal Employees Health Benefits Plan (b) .....	0	0	0	0	0	0	0	0	0	0	0	0
15.9	Other Health (b) .....	0	0	0	0	0	0	0	0	0	0	0	0
16.	Workers' Compensation .....	0	0	0	0	15,079	(50,172)	157,910	0	(10,966)	28,159	0	0
17.1	Other Liability - Occurrence .....	0	0	0	0	109,853	(206,345)	5,521,250	5,537	(94,123)	259,566	0	0
17.2	Other Liability - Claims-Made .....	0	0	0	0	0	0	0	0	0	0	0	0
17.3	Excess Workers' Compensation .....	0	0	0	0	0	0	0	0	0	0	0	0
18.1	Products Liability - Occurrence .....	0	0	0	0	39,236	164,862	3,243,716	45,065	104,577	675,913	0	0
18.2	Products Liability - Claims-Made .....	0	0	0	0	0	0	0	0	0	0	0	0
19.1	Private Passenger Auto No-Fault (Personal Injury Protection) .....	0	0	0	0	0	0	0	0	0	0	0	0
19.2	Other Private Passenger Auto Liability .....	0	0	0	0	0	0	0	0	0	0	0	0
19.3	Commercial Auto No-Fault (Personal Injury Protection) .....	0	0	0	0	0	0	0	0	0	0	0	0
19.4	Other Commercial Auto Liability .....	0	0	0	0	0	0	0	0	0	0	0	0
21.1	Private Passenger Auto Physical Damage .....	0	0	0	0	0	0	0	0	0	0	0	0
21.2	Commercial Auto Physical Damage .....	0	0	0	0	0	0	0	0	0	0	0	0
22.	Aircraft (all perils) .....	0	0	0	0	0	0	0	0	0	0	0	0
23.	Fidelity .....	0	0	0	0	0	0	0	0	0	0	0	0
24.	Surety .....	0	0	0	0	0	0	0	0	0	0	0	0
26.	Burglary and Theft .....	0	0	0	0	0	0	0	0	0	0	0	0
27.	Boiler and Machinery .....	1,908,075	2,175,286	0	823,169	10,676	1,046,456	1,048,902	0	20,312	20,537	197,578	47,292
28.	Credit .....	0	0	0	0	0	0	0	0	0	0	0	0
29.	International .....	0	0	0	0	0	0	0	0	0	0	0	0
30.	Warranty .....	0	0	0	0	0	0	0	0	0	0	0	0
31.	Reins nonproportional assumed property .....	XXX	XXX	XXX	XXX	XXX	XXX	XXX	XXX	XXX	XXX	XXX	XXX
32.	Reins nonproportional assumed liability .....	XXX	XXX	XXX	XXX	XXX	XXX	XXX	XXX	XXX	XXX	XXX	XXX
33.	Reins nonproportional assumed financial lines .....	XXX	XXX	XXX	XXX	XXX	XXX	XXX	XXX	XXX	XXX	XXX	XXX
34.	Aggregate Write-Ins for Other Lines of Business .....	0	0	0	0	0	0	0	0	0	0	0	0
35.	Total (a) .....	33,746,379	36,552,470	14,665	16,370,164	41,959,350	12,995,869	29,161,120	56,338	(454,509)	1,334,218	3,478,206	833,972
DETAILS OF WRITE-INS													
3401.	.....												
3402.	.....												
3403.	.....												
3498.	Summary of remaining write-ins for Line 34 from overflow page .....	0	0	0	0	0	0	0	0	0	0	0	0
3499.	Totals (Lines 3401 through 3403 plus 3498)(Line 34 above) .....	0	0	0	0	0	0	0	0	0	0	0	0

(a) Finance and service charges not included in Lines 1 to 35 \$ 0  
(b) For health business on indicated lines report: Number of persons insured under PPO managed care products 0 and number of persons insured under indemnity only products 0



ANNUAL STATEMENT FOR THE YEAR 2024 OF THE AFFILIATED FM INSURANCE COMPANY

EXHIBIT OF PREMIUMS AND LOSSES (Statutory Page 14)

NAIC Group Code 0065 BUSINESS IN THE STATE OF Oklahoma DURING THE YEAR 2024 NAIC Company Code 10014

Line of Business		Gross Premiums, Including Policy and Membership Fees, Less Return Premiums and Premiums on Policies not Taken		3	4	5	6	7	8	9	10	11	12
		1	2										
		Direct Premiums Written	Direct Premiums Earned	Dividends Paid or Credited to Policyholders on Direct Business	Direct Unearned Premium Reserves	Direct Losses Paid (deducting salvage)	Direct Losses Incurred	Direct Losses Unpaid	Direct Defense and Cost Containment Expense Paid	Direct Defense and Cost Containment Expense Incurred	Direct Defense and Cost Containment Expense Unpaid	Commissions and Brokerage Expenses	Taxes, Licenses and Fees
1.	Fire .....	5,326,878	4,530,285	0	3,350,879	0	0	0	0	0	0	408,614	97,554
2.1	Allied Lines .....	6,370,881	6,867,108	0	3,348,750	3,522,356	1,232,705	1,258,698	0	(39,148)	18,360	617,865	147,511
2.2	Multiple Peril Crop .....	0	0	0	0	0	0	0	0	0	0	0	0
2.3	Federal Flood .....	0	0	0	0	0	0	0	0	0	0	0	0
2.4.	Private Crop .....	0	0	0	0	0	0	0	0	0	0	0	0
2.5	Private Flood .....	0	0	0	0	0	0	0	0	0	0	0	0
3.	Farmowners Multiple Peril .....	0	0	0	0	0	0	0	0	0	0	0	0
4.	Homeowners Multiple Peril .....	0	0	0	0	0	0	0	0	0	0	0	0
5.1	Commercial Multiple Peril (Non-Liability Portion) .....	0	0	0	0	5,913,467	(86,533)	0	0	(120,713)	0	0	0
5.2	Commercial Multiple Peril (Liability Portion) .....	0	0	0	0	0	0	0	0	0	0	0	0
6.	Mortgage Guaranty .....	0	0	0	0	0	0	0	0	0	0	0	0
8.	Ocean Marine .....	63,754	62,346	0	39,488	0	0	0	0	0	0	6,311	1,507
9.1	Inland Marine .....	3,316,651	3,095,778	0	2,062,316	8,564,978	7,789,266	456,997	852,733	845,370	10,566	254,433	60,744
9.2	Pet Insurance Plans .....	0	0	0	0	0	0	0	0	0	0	0	0
10.	Financial Guaranty .....	0	0	0	0	0	0	0	0	0	0	0	0
11.1	Medical Professional Liability - Occurrence .....	0	0	0	0	0	0	0	0	0	0	0	0
11.2	Medical Professional Liability - Claims-Made .....	0	0	0	0	0	0	0	0	0	0	0	0
12.	Earthquake .....	0	0	0	0	0	0	0	0	0	0	0	0
13.1	Comprehensive (hospital and medical) ind (b) .....	0	0	0	0	0	0	0	0	0	0	0	0
13.2	Comprehensive (hospital and medical) group (b) .....	0	0	0	0	0	0	0	0	0	0	0	0
14.	Credit A&H (Group and Individual) .....	0	0	0	0	0	0	0	0	0	0	0	0
15.1	Vision Only (b).....	0	0	0	0	0	0	0	0	0	0	0	0
15.2	Dental Only (b) .....	0	0	0	0	0	0	0	0	0	0	0	0
15.3	Disability Income (b) .....	0	0	0	0	0	0	0	0	0	0	0	0
15.4	Medicare Supplement (b) .....	0	0	0	0	0	0	0	0	0	0	0	0
15.5	Medicaid Title XIX (b) .....	0	0	0	0	0	0	0	0	0	0	0	0
15.6	Medicare Title XVIII (b).....	0	0	0	0	0	0	0	0	0	0	0	0
15.7	Long-Term Care (b) .....	0	0	0	0	0	0	0	0	0	0	0	0
15.8	Federal Employees Health Benefits Plan (b) .....	0	0	0	0	0	0	0	0	0	0	0	0
15.9	Other Health (b) .....	0	0	0	0	0	0	0	0	0	0	0	0
16.	Workers' Compensation .....	0	0	0	0	0	0	0	0	0	0	0	0
17.1	Other Liability - Occurrence .....	0	0	0	0	0	0	0	0	0	0	0	0
17.2	Other Liability - Claims-Made .....	0	0	0	0	0	0	0	0	0	0	0	0
17.3	Excess Workers' Compensation .....	0	0	0	0	0	0	0	0	0	0	0	0
18.1	Products Liability - Occurrence .....	0	0	0	0	0	0	0	0	0	0	0	0
18.2	Products Liability - Claims-Made .....	0	0	0	0	0	0	0	0	0	0	0	0
19.1	Private Passenger Auto No-Fault (Personal Injury Protection) .....	0	0	0	0	0	0	0	0	0	0	0	0
19.2	Other Private Passenger Auto Liability .....	0	0	0	0	0	0	0	0	0	0	0	0
19.3	Commercial Auto No-Fault (Personal Injury Protection) .....	0	0	0	0	0	0	0	0	0	0	0	0
19.4	Other Commercial Auto Liability .....	0	0	0	0	0	0	0	0	0	0	0	0
21.1	Private Passenger Auto Physical Damage .....	0	0	0	0	0	0	0	0	0	0	0	0
21.2	Commercial Auto Physical Damage .....	0	0	0	0	0	0	0	0	0	0	0	0
22.	Aircraft (all perils) .....	0	0	0	0	0	0	0	0	0	0	0	0
23.	Fidelity .....	0	0	0	0	0	0	0	0	0	0	0	0
24.	Surety .....	0	0	0	0	0	0	0	0	0	0	0	0
26.	Burglary and Theft .....	0	0	0	0	0	0	0	0	0	0	0	0
27.	Boiler and Machinery .....	1,228,663	1,331,152	0	676,151	1,000,603	3,741,581	4,584,604	0	58,115	89,765	109,586	26,163
28.	Credit .....	0	0	0	0	0	0	0	0	0	0	0	0
29.	International .....	0	0	0	0	0	0	0	0	0	0	0	0
30.	Warranty .....	0	0	0	0	0	0	0	0	0	0	0	0
31.	Reins nonproportional assumed property .....	XXX	XXX	XXX	XXX	XXX	XXX	XXX	XXX	XXX	XXX	XXX	XXX
32.	Reins nonproportional assumed liability .....	XXX	XXX	XXX	XXX	XXX	XXX	XXX	XXX	XXX	XXX	XXX	XXX
33.	Reins nonproportional assumed financial lines .....	XXX	XXX	XXX	XXX	XXX	XXX	XXX	XXX	XXX	XXX	XXX	XXX
34.	Aggregate Write-Ins for Other Lines of Business .....	0	0	0	0	0	0	0	0	0	0	0	0
35.	Total (a) .....	16,306,827	15,886,669	0	9,477,584	19,001,404	12,677,019	6,300,299	852,733	743,624	118,691	1,396,809	333,479
DETAILS OF WRITE-INS													
3401.	.....												
3402.	.....												
3403.	.....												
3498.	Summary of remaining write-ins for Line 34 from overflow page .....	0	0	0	0	0	0	0	0	0	0	0	0
3499.	Totals (Lines 3401 through 3403 plus 3498)(Line 34 above) .....	0	0	0	0	0	0	0	0	0	0	0	0

(a) Finance and service charges not included in Lines 1 to 35 \$ 0  
(b) For health business on indicated lines report: Number of persons insured under PPO managed care products 0 and number of persons insured under indemnity only products 0



ANNUAL STATEMENT FOR THE YEAR 2024 OF THE AFFILIATED FM INSURANCE COMPANY

EXHIBIT OF PREMIUMS AND LOSSES (Statutory Page 14)

NAIC Group Code 0065 BUSINESS IN THE STATE OF Oregon DURING THE YEAR 2024 NAIC Company Code 10014

Line of Business		Gross Premiums, Including Policy and Membership Fees, Less Return Premiums and Premiums on Policies not Taken		3  Dividends Paid or Credited to Policyholders on Direct Business	4  Direct Unearned Premium Reserves	5  Direct Losses Paid (deducting salvage)	6  Direct Losses Incurred	7  Direct Losses Unpaid	8  Direct Defense and Cost Containment Expense Paid	9  Direct Defense and Cost Containment Expense Incurred	10  Direct Defense and Cost Containment Expense Unpaid	11  Commissions and Brokerage Expenses	12  Taxes, Licenses and Fees
		1 Direct Premiums Written	2 Direct Premiums Earned										
1.	Fire .....	4,211,079	3,919,079	0	2,288,989	1,436,914	577,367	1	7,793	(4,476)	0	416,144	99,607
2.1	Allied Lines .....	7,032,799	6,423,188	0	3,888,308	7,602,781	5,499,073	1,213,850	0	(27,099)	20,275	695,160	166,391
2.2	Multiple Peril Crop .....	0	0	0	0	0	0	0	0	0	0	0	0
2.3	Federal Flood .....	0	0	0	0	0	0	0	0	0	0	0	0
2.4.	Private Crop .....	0	0	0	0	0	0	0	0	0	0	0	0
2.5	Private Flood .....	0	0	0	0	0	0	0	0	0	0	0	0
3.	Farmowners Multiple Peril .....	0	0	0	0	0	0	0	0	0	0	0	0
4.	Homeowners Multiple Peril .....	2,798	2,918	1,242	2,353	0	0	0	0	0	0	0	66
5.1	Commercial Multiple Peril (Non-Liability Portion) .....	0	0	0	0	0	0	0	0	0	0	0	0
5.2	Commercial Multiple Peril (Liability Portion) .....	0	0	0	0	0	0	0	0	0	0	0	0
6.	Mortgage Guaranty .....	0	0	0	0	0	0	0	0	0	0	0	0
8.	Ocean Marine .....	1,462,585	1,503,681	0	813,132	1,023,340	1,228,675	743,454	0	4,533	13,406	144,790	34,657
9.1	Inland Marine .....	2,561,886	2,620,519	0	1,318,645	566,492	843,200	326,709	2,520	8,489	6,762	252,983	60,553
9.2	Pet Insurance Plans .....	0	0	0	0	0	0	0	0	0	0	0	0
10.	Financial Guaranty .....	0	0	0	0	0	0	0	0	0	0	0	0
11.1	Medical Professional Liability - Occurrence .....	0	0	0	0	0	0	0	0	0	0	0	0
11.2	Medical Professional Liability - Claims-Made .....	0	0	0	0	0	0	0	0	0	0	0	0
12.	Earthquake .....	7,776,467	7,714,191	0	4,179,690	0	0	0	0	0	0	756,563	181,089
13.1	Comprehensive (hospital and medical) ind (b) .....	0	0	0	0	0	0	0	0	0	0	0	0
13.2	Comprehensive (hospital and medical) group (b) .....	0	0	0	0	0	0	0	0	0	0	0	0
14.	Credit A&H (Group and Individual) .....	0	0	0	0	0	0	0	0	0	0	0	0
15.1	Vision Only (b).....	0	0	0	0	0	0	0	0	0	0	0	0
15.2	Dental Only (b) .....	0	0	0	0	0	0	0	0	0	0	0	0
15.3	Disability Income (b) .....	0	0	0	0	0	0	0	0	0	0	0	0
15.4	Medicare Supplement (b) .....	0	0	0	0	0	0	0	0	0	0	0	0
15.5	Medicaid Title XIX (b) .....	0	0	0	0	0	0	0	0	0	0	0	0
15.6	Medicare Title XVIII (b).....	0	0	0	0	0	0	0	0	0	0	0	0
15.7	Long-Term Care (b) .....	0	0	0	0	0	0	0	0	0	0	0	0
15.8	Federal Employees Health Benefits Plan (b) .....	0	0	0	0	0	0	0	0	0	0	0	0
15.9	Other Health (b) .....	0	0	0	0	0	0	0	0	0	0	0	0
16.	Workers' Compensation .....	0	0	0	0	0	0	0	0	0	0	0	0
17.1	Other Liability - Occurrence .....	0	0	0	0	0	32	160	0	0	8	0	0
17.2	Other Liability - Claims-Made .....	0	0	0	0	0	0	0	0	0	0	0	0
17.3	Excess Workers' Compensation .....	0	0	0	0	0	0	0	0	0	0	0	0
18.1	Products Liability - Occurrence .....	0	0	0	0	0	0	0	0	0	0	0	0
18.2	Products Liability - Claims-Made .....	0	0	0	0	0	0	0	0	0	0	0	0
19.1	Private Passenger Auto No-Fault (Personal Injury Protection) .....	0	0	0	0	0	0	0	0	0	0	0	0
19.2	Other Private Passenger Auto Liability .....	0	0	0	0	0	0	0	0	0	0	0	0
19.3	Commercial Auto No-Fault (Personal Injury Protection) .....	0	0	0	0	0	0	0	0	0	0	0	0
19.4	Other Commercial Auto Liability .....	0	0	0	0	0	0	0	0	0	0	0	0
21.1	Private Passenger Auto Physical Damage .....	0	0	0	0	0	0	0	0	0	0	0	0
21.2	Commercial Auto Physical Damage .....	0	0	0	0	0	0	0	0	0	0	0	0
22.	Aircraft (all perils) .....	0	0	0	0	0	0	0	0	0	0	0	0
23.	Fidelity .....	0	0	0	0	0	0	0	0	0	0	0	0
24.	Surety .....	0	0	0	0	0	0	0	0	0	0	0	0
26.	Burglary and Theft .....	0	0	0	0	0	0	0	0	0	0	0	0
27.	Boiler and Machinery .....	976,858	978,628	0	542,708	41,848	41,849	1	0	0	0	97,017	23,222
28.	Credit .....	0	0	0	0	0	0	0	0	0	0	0	0
29.	International .....	0	0	0	0	0	0	0	0	0	0	0	0
30.	Warranty .....	0	0	0	0	0	0	0	0	0	0	0	0
31.	Reins nonproportional assumed property .....	XXX	XXX	XXX	XXX	XXX	XXX	XXX	XXX	XXX	XXX	XXX	XXX
32.	Reins nonproportional assumed liability .....	XXX	XXX	XXX	XXX	XXX	XXX	XXX	XXX	XXX	XXX	XXX	XXX
33.	Reins nonproportional assumed financial lines .....	XXX	XXX	XXX	XXX	XXX	XXX	XXX	XXX	XXX	XXX	XXX	XXX
34.	Aggregate Write-Ins for Other Lines of Business .....	0	0	0	0	0	0	0	0	0	0	0	0
35.	Total (a) .....	24,024,472	23,162,204	1,242	13,033,825	10,671,375	8,190,196	2,284,175	10,313	(18,555)	40,450	2,362,657	565,585
DETAILS OF WRITE-INS													
3401.	.....												
3402.	.....												
3403.	.....												
3498.	Summary of remaining write-ins for Line 34 from overflow page .....	0	0	0	0	0	0	0	0	0	0	0	0
3499.	Totals (Lines 3401 through 3403 plus 3498)(Line 34 above) .....	0	0	0	0	0	0	0	0	0	0	0	0

(a) Finance and service charges not included in Lines 1 to 35 \$ 0  
(b) For health business on indicated lines report: Number of persons insured under PPO managed care products 0 and number of persons insured under indemnity only products 0



ANNUAL STATEMENT FOR THE YEAR 2024 OF THE AFFILIATED FM INSURANCE COMPANY

EXHIBIT OF PREMIUMS AND LOSSES (Statutory Page 14)

NAIC Group Code 0065 BUSINESS IN THE STATE OF Pennsylvania DURING THE YEAR 2024 NAIC Company Code 10014

Line of Business		Gross Premiums, Including Policy and Membership Fees, Less Return Premiums and Premiums on Policies not Taken		3  Dividends Paid or Credited to Policyholders on Direct Business	4  Direct Unearned Premium Reserves	5  Direct Losses Paid (deducting salvage)	6  Direct Losses Incurred	7  Direct Losses Unpaid	8  Direct Defense and Cost Containment Expense Paid	9  Direct Defense and Cost Containment Expense Incurred	10  Direct Defense and Cost Containment Expense Unpaid	11  Commissions and Brokerage Expenses	12  Taxes, Licenses and Fees
		1 Direct Premiums Written	2 Direct Premiums Earned										
1.	Fire .....	8,184,131	9,183,669	0	4,093,037	2,572,238	6,185,049	4,563,013	0	56,454	70,018	785,041	187,905
2.1	Allied Lines .....	13,685,289	15,309,613	0	7,016,581	7,295,783	13,536,596	9,603,380	41,772	160,256	168,099	1,318,591	315,614
2.2	Multiple Peril Crop .....	0	0	0	0	0	0	0	0	0	0	0	0
2.3	Federal Flood .....	0	0	0	0	0	0	0	0	0	0	0	0
2.4	Private Crop .....	0	0	0	0	0	0	0	0	0	0	0	0
2.5	Private Flood .....	0	0	0	0	0	0	0	0	0	0	0	0
3.	Farmowners Multiple Peril .....	0	0	0	0	0	0	0	0	0	0	0	0
4.	Homeowners Multiple Peril .....	46,842	41,355	10,126	27,448	0	0	0	0	0	0	0	1,110
5.1	Commercial Multiple Peril (Non-Liability Portion) .....	0	0	0	0	(84,251)	(84,251)	0	0	0	0	0	0
5.2	Commercial Multiple Peril (Liability Portion) .....	0	0	0	0	0	0	0	0	0	0	0	0
6.	Mortgage Guaranty .....	0	0	0	0	0	0	0	0	0	0	0	0
8.	Ocean Marine .....	1,749,033	1,619,971	0	567,642	4,707,402	3,530,127	2,825,376	0	(14,615)	49,413	173,148	41,444
9.1	Inland Marine .....	6,198,659	7,045,963	0	3,079,195	2,364,759	260,663	4,191,999	85,774	66,406	308,122	594,147	142,213
9.2	Pet Insurance Plans .....	0	0	0	0	0	0	0	0	0	0	0	0
10.	Financial Guaranty .....	0	0	0	0	0	0	0	0	0	0	0	0
11.1	Medical Professional Liability - Occurrence .....	0	0	0	0	0	0	0	0	0	0	0	0
11.2	Medical Professional Liability - Claims-Made .....	0	0	0	0	0	0	0	0	0	0	0	0
12.	Earthquake .....	11,316	3,565	0	8,321	0	0	0	0	0	0	1,120	268
13.1	Comprehensive (hospital and medical) ind (b) .....	0	0	0	0	0	0	0	0	0	0	0	0
13.2	Comprehensive (hospital and medical) group (b) .....	0	0	0	0	0	0	0	0	0	0	0	0
14.	Credit A&H (Group and Individual) .....	0	0	0	0	0	0	0	0	0	0	0	0
15.1	Vision Only (b).....	0	0	0	0	0	0	0	0	0	0	0	0
15.2	Dental Only (b) .....	0	0	0	0	0	0	0	0	0	0	0	0
15.3	Disability Income (b) .....	0	0	0	0	0	0	0	0	0	0	0	0
15.4	Medicare Supplement (b) .....	0	0	0	0	0	0	0	0	0	0	0	0
15.5	Medicaid Title XIX (b) .....	0	0	0	0	0	0	0	0	0	0	0	0
15.6	Medicare Title XVIII (b).....	0	0	0	0	0	0	0	0	0	0	0	0
15.7	Long-Term Care (b) .....	0	0	0	0	0	0	0	0	0	0	0	0
15.8	Federal Employees Health Benefits Plan (b) .....	0	0	0	0	0	0	0	0	0	0	0	0
15.9	Other Health (b) .....	0	0	0	0	0	0	0	0	0	0	0	0
16.	Workers' Compensation .....	0	0	0	0	0	170,973	1,224,616	0	39,653	218,378	0	0
17.1	Other Liability - Occurrence .....	0	0	0	0	0	111,211	560,807	0	(1,303)	26,365	0	0
17.2	Other Liability - Claims-Made .....	0	0	0	0	0	0	0	0	0	0	0	0
17.3	Excess Workers' Compensation .....	0	0	0	0	0	0	0	0	0	0	0	0
18.1	Products Liability - Occurrence .....	0	0	0	0	0	13	150	15,378	15,378	31	0	0
18.2	Products Liability - Claims-Made .....	0	0	0	0	0	0	0	0	0	0	0	0
19.1	Private Passenger Auto No-Fault (Personal Injury Protection) .....	0	0	0	0	0	0	0	0	0	0	0	0
19.2	Other Private Passenger Auto Liability .....	0	0	0	0	0	0	0	0	0	0	0	0
19.3	Commercial Auto No-Fault (Personal Injury Protection) .....	0	0	0	0	0	0	0	0	0	0	0	0
19.4	Other Commercial Auto Liability .....	0	0	0	0	0	0	0	0	0	0	0	0
21.1	Private Passenger Auto Physical Damage .....	0	0	0	0	0	0	0	0	0	0	0	0
21.2	Commercial Auto Physical Damage .....	0	0	0	0	0	0	0	0	0	0	0	0
22.	Aircraft (all perils) .....	0	0	0	0	0	0	0	0	0	0	0	0
23.	Fidelity .....	0	0	0	0	0	0	0	0	0	0	0	0
24.	Surety .....	0	0	0	0	0	0	0	0	0	0	0	0
26.	Burglary and Theft .....	0	0	0	0	0	0	0	0	0	0	0	0
27.	Boiler and Machinery .....	2,194,841	2,454,339	0	1,164,250	0	107,932	267,425	0	2,498	5,236	216,594	51,843
28.	Credit .....	0	0	0	0	0	0	0	0	0	0	0	0
29.	International .....	0	0	0	0	0	0	0	0	0	0	0	0
30.	Warranty .....	0	0	0	0	0	0	0	0	0	0	0	0
31.	Reins nonproportional assumed property .....	XXX	XXX	XXX	XXX	XXX	XXX	XXX	XXX	XXX	XXX	XXX	XXX
32.	Reins nonproportional assumed liability .....	XXX	XXX	XXX	XXX	XXX	XXX	XXX	XXX	XXX	XXX	XXX	XXX
33.	Reins nonproportional assumed financial lines .....	XXX	XXX	XXX	XXX	XXX	XXX	XXX	XXX	XXX	XXX	XXX	XXX
34.	Aggregate Write-Ins for Other Lines of Business .....	0	0	0	0	0	0	0	0	0	0	0	0
35.	Total (a) .....	32,070,111	35,658,475	10,126	15,956,474	16,855,932	23,818,312	23,236,766	142,919	318,728	845,663	3,088,641	740,397
DETAILS OF WRITE-INS													
3401.	.....												
3402.	.....												
3403.	.....												
3498.	Summary of remaining write-ins for Line 34 from overflow page .....	0	0	0	0	0	0	0	0	0	0	0	0
3499.	Totals (Lines 3401 through 3403 plus 3498)(Line 34 above) .....	0	0	0	0	0	0	0	0	0	0	0	0

(a) Finance and service charges not included in Lines 1 to 35 \$ 0  
(b) For health business on indicated lines report: Number of persons insured under PPO managed care products 0 and number of persons insured under indemnity only products 0





ANNUAL STATEMENT FOR THE YEAR 2024 OF THE AFFILIATED FM INSURANCE COMPANY

EXHIBIT OF PREMIUMS AND LOSSES (Statutory Page 14)

NAIC Group Code 0065 BUSINESS IN THE STATE OF Rhode Island DURING THE YEAR 2024 NAIC Company Code 10014

Line of Business		Gross Premiums, Including Policy and Membership Fees, Less Return Premiums and Premiums on Policies not Taken		3  Dividends Paid or Credited to Policyholders on Direct Business	4  Direct Unearned Premium Reserves	5  Direct Losses Paid (deducting salvage)	6  Direct Losses Incurred	7  Direct Losses Unpaid	8  Direct Defense and Cost Containment Expense Paid	9  Direct Defense and Cost Containment Expense Incurred	10  Direct Defense and Cost Containment Expense Unpaid	11  Commissions and Brokerage Expenses	12  Taxes, Licenses and Fees
		1 Direct Premiums Written	2 Direct Premiums Earned										
1.	Fire .....	956,260	914,212	0	454,696	52,540	39,211	0	34,498	34,307	0	92,109	22,424
2.1	Allied Lines .....	1,399,552	1,338,978	0	676,270	107,968	(45,015)	100,724	0	(1,996)	1,449	134,871	32,834
2.2	Multiple Peril Crop .....	0	0	0	0	0	0	0	0	0	0	0	0
2.3	Federal Flood .....	0	0	0	0	0	0	0	0	0	0	0	0
2.4.	Private Crop .....	0	0	0	0	0	0	0	0	0	0	0	0
2.5	Private Flood .....	0	0	0	0	0	0	0	0	0	0	0	0
3.	Farmowners Multiple Peril .....	0	0	0	0	0	0	0	0	0	0	0	0
4.	Homeowners Multiple Peril .....	835,793	799,019	206,531	436,605	198,727	121,798	55,571	0	0	0	0	20,143
5.1	Commercial Multiple Peril (Non-Liability Portion) .....	0	0	0	0	0	0	0	0	0	0	0	0
5.2	Commercial Multiple Peril (Liability Portion) .....	0	0	0	0	0	0	0	0	0	0	0	0
6.	Mortgage Guaranty .....	0	0	0	0	0	0	0	0	0	0	0	0
8.	Ocean Marine .....	1,099,774	1,033,315	0	547,551	1,641,684	1,196,571	879,867	0	(5,807)	15,388	108,874	26,505
9.1	Inland Marine .....	345,276	327,252	0	188,871	0	(1,152)	0	0	(16)	0	32,655	7,950
9.2	Pet Insurance Plans .....	0	0	0	0	0	0	0	0	0	0	0	0
10.	Financial Guaranty .....	0	0	0	0	0	0	0	0	0	0	0	0
11.1	Medical Professional Liability - Occurrence .....	0	0	0	0	0	0	0	0	0	0	0	0
11.2	Medical Professional Liability - Claims-Made .....	0	0	0	0	0	0	0	0	0	0	0	0
12.	Earthquake .....	9,138	9,127	0	4,706	0	0	0	0	0	0	905	220
13.1	Comprehensive (hospital and medical) ind (b) .....	0	0	0	0	0	0	0	0	0	0	0	0
13.2	Comprehensive (hospital and medical) group (b) .....	0	0	0	0	0	0	0	0	0	0	0	0
14.	Credit A&H (Group and Individual) .....	0	0	0	0	0	0	0	0	0	0	0	0
15.1	Vision Only (b).....	0	0	0	0	0	0	0	0	0	0	0	0
15.2	Dental Only (b) .....	0	0	0	0	0	0	0	0	0	0	0	0
15.3	Disability Income (b) .....	0	0	0	0	0	0	0	0	0	0	0	0
15.4	Medicare Supplement (b) .....	0	0	0	0	0	0	0	0	0	0	0	0
15.5	Medicaid Title XIX (b) .....	0	0	0	0	0	0	0	0	0	0	0	0
15.6	Medicare Title XVIII (b).....	0	0	0	0	0	0	0	0	0	0	0	0
15.7	Long-Term Care (b) .....	0	0	0	0	0	0	0	0	0	0	0	0
15.8	Federal Employees Health Benefits Plan (b) .....	0	0	0	0	0	0	0	0	0	0	0	0
15.9	Other Health (b) .....	0	0	0	0	0	0	0	0	0	0	0	0
16.	Workers' Compensation .....	0	0	0	0	0	0	0	0	0	0	0	0
17.1	Other Liability - Occurrence .....	0	0	0	0	0	476,604	2,403,388	0	(5,582)	112,989	0	0
17.2	Other Liability - Claims-Made .....	0	0	0	0	0	0	0	0	0	0	0	0
17.3	Excess Workers' Compensation .....	0	0	0	0	0	0	0	0	0	0	0	0
18.1	Products Liability - Occurrence .....	0	0	0	0	1,081,917	(304,970)	682,818	4,326	(262,542)	142,283	0	0
18.2	Products Liability - Claims-Made .....	0	0	0	0	0	0	0	0	0	0	0	0
19.1	Private Passenger Auto No-Fault (Personal Injury Protection) .....	0	0	0	0	0	0	0	0	0	0	0	0
19.2	Other Private Passenger Auto Liability .....	0	0	0	0	0	0	0	0	0	0	0	0
19.3	Commercial Auto No-Fault (Personal Injury Protection) .....	0	0	0	0	0	0	0	0	0	0	0	0
19.4	Other Commercial Auto Liability .....	0	0	0	0	0	0	0	0	0	0	0	0
21.1	Private Passenger Auto Physical Damage .....	0	0	0	0	0	0	0	0	0	0	0	0
21.2	Commercial Auto Physical Damage .....	0	0	0	0	0	0	0	0	0	0	0	0
22.	Aircraft (all perils) .....	0	0	0	0	0	0	0	0	0	0	0	0
23.	Fidelity .....	0	0	0	0	0	0	0	0	0	0	0	0
24.	Surety .....	0	0	0	0	0	0	0	0	0	0	0	0
26.	Burglary and Theft .....	0	0	0	0	0	0	0	0	0	0	0	0
27.	Boiler and Machinery .....	75,159	75,655	0	30,283	144,282	(224,442)	2	0	(6,330)	0	7,597	1,849
28.	Credit .....	0	0	0	0	0	0	0	0	0	0	0	0
29.	International .....	0	0	0	0	0	0	0	0	0	0	0	0
30.	Warranty .....	0	0	0	0	0	0	0	0	0	0	0	0
31.	Reins nonproportional assumed property .....	XXX	XXX	XXX	XXX	XXX	XXX	XXX	XXX	XXX	XXX	XXX	XXX
32.	Reins nonproportional assumed liability .....	XXX	XXX	XXX	XXX	XXX	XXX	XXX	XXX	XXX	XXX	XXX	XXX
33.	Reins nonproportional assumed financial lines .....	XXX	XXX	XXX	XXX	XXX	XXX	XXX	XXX	XXX	XXX	XXX	XXX
34.	Aggregate Write-Ins for Other Lines of Business .....	0	0	0	0	0	0	0	0	0	0	0	0
35.	Total (a) .....	4,720,952	4,497,558	206,531	2,338,982	3,227,117	1,258,605	4,122,370	38,823	(247,966)	272,109	377,011	111,925
DETAILS OF WRITE-INS													
3401.	.....												
3402.	.....												
3403.	.....												
3498.	Summary of remaining write-ins for Line 34 from overflow page .....	0	0	0	0	0	0	0	0	0	0	0	0
3499.	Totals (Lines 3401 through 3403 plus 3498)(Line 34 above) .....	0	0	0	0	0	0	0	0	0	0	0	0

(a) Finance and service charges not included in Lines 1 to 35 \$ 0  
(b) For health business on indicated lines report: Number of persons insured under PPO managed care products 0 and number of persons insured under indemnity only products 0



ANNUAL STATEMENT FOR THE YEAR 2024 OF THE AFFILIATED FM INSURANCE COMPANY

EXHIBIT OF PREMIUMS AND LOSSES (Statutory Page 14)

NAIC Group Code 0065 BUSINESS IN THE STATE OF South Carolina DURING THE YEAR 2024 NAIC Company Code 10014

Line of Business		Gross Premiums, Including Policy and Membership Fees, Less Return Premiums and Premiums on Policies not Taken		3	4	5	6	7	8	9	10	11	12
		1	2										
		Direct Premiums Written	Direct Premiums Earned	Dividends Paid or Credited to Policyholders on Direct Business	Direct Unearned Premium Reserves	Direct Losses Paid (deducting salvage)	Direct Losses Incurred	Direct Losses Unpaid	Direct Defense and Cost Containment Expense Paid	Direct Defense and Cost Containment Expense Incurred	Direct Defense and Cost Containment Expense Unpaid	Commissions and Brokerage Expenses	Taxes, Licenses and Fees
1.	Fire .....	2,172,299	2,593,632	0	1,008,009	0	(5,209)	0	0	(74)	0	217,849	52,175
2.1	Allied Lines .....	3,306,250	4,224,581	0	1,506,192	846,180	(107,897)	350,724	0	(13,420)	6,281	331,364	79,379
2.2	Multiple Peril Crop .....	0	0	0	0	0	0	0	0	0	0	0	0
2.3	Federal Flood .....	0	0	0	0	0	0	0	0	0	0	0	0
2.4	Private Crop .....	0	0	0	0	0	0	0	0	0	0	0	0
2.5	Private Flood .....	0	0	0	0	0	0	0	0	0	0	0	0
3.	Farmowners Multiple Peril .....	0	0	0	0	0	0	0	0	0	0	0	0
4.	Homeowners Multiple Peril .....	20,820	19,776	5,045	13,789	28,209	28,209	0	0	0	0	0	493
5.1	Commercial Multiple Peril (Non-Liability Portion) .....	0	0	0	0	0	0	0	0	0	0	0	0
5.2	Commercial Multiple Peril (Liability Portion) .....	0	0	0	0	0	0	0	0	0	0	0	0
6.	Mortgage Guaranty .....	0	0	0	0	0	0	0	0	0	0	0	0
8.	Ocean Marine .....	291,966	299,050	0	135,099	0	(29,462)	21,431	0	(439)	375	28,904	6,940
9.1	Inland Marine .....	1,427,308	1,700,282	0	663,433	7,350	(9,932)	50,000	0	264	1,295	145,176	34,749
9.2	Pet Insurance Plans .....	0	0	0	0	0	0	0	0	0	0	0	0
10.	Financial Guaranty .....	0	0	0	0	0	0	0	0	0	0	0	0
11.1	Medical Professional Liability - Occurrence .....	0	0	0	0	0	0	0	0	0	0	0	0
11.2	Medical Professional Liability - Claims-Made .....	0	0	0	0	0	0	0	0	0	0	0	0
12.	Earthquake .....	147,006	137,010	0	78,031	0	0	0	0	0	0	14,607	3,507
13.1	Comprehensive (hospital and medical) ind (b) .....	0	0	0	0	0	0	0	0	0	0	0	0
13.2	Comprehensive (hospital and medical) group (b) .....	0	0	0	0	0	0	0	0	0	0	0	0
14.	Credit A&H (Group and Individual) .....	0	0	0	0	0	0	0	0	0	0	0	0
15.1	Vision Only (b).....	0	0	0	0	0	0	0	0	0	0	0	0
15.2	Dental Only (b) .....	0	0	0	0	0	0	0	0	0	0	0	0
15.3	Disability Income (b) .....	0	0	0	0	0	0	0	0	0	0	0	0
15.4	Medicare Supplement (b) .....	0	0	0	0	0	0	0	0	0	0	0	0
15.5	Medicaid Title XIX (b) .....	0	0	0	0	0	0	0	0	0	0	0	0
15.6	Medicare Title XVIII (b).....	0	0	0	0	0	0	0	0	0	0	0	0
15.7	Long-Term Care (b) .....	0	0	0	0	0	0	0	0	0	0	0	0
15.8	Federal Employees Health Benefits Plan (b) .....	0	0	0	0	0	0	0	0	0	0	0	0
15.9	Other Health (b) .....	0	0	0	0	0	0	0	0	0	0	0	0
16.	Workers' Compensation .....	0	0	0	0	0	0	0	0	0	0	0	0
17.1	Other Liability - Occurrence .....	0	0	0	0	0	0	0	0	0	0	0	0
17.2	Other Liability - Claims-Made .....	0	0	0	0	0	0	0	0	0	0	0	0
17.3	Excess Workers' Compensation .....	0	0	0	0	0	0	0	0	0	0	0	0
18.1	Products Liability - Occurrence .....	0	0	0	0	1	8	0	0	0	2	0	0
18.2	Products Liability - Claims-Made .....	0	0	0	0	0	0	0	0	0	0	0	0
19.1	Private Passenger Auto No-Fault (Personal Injury Protection) .....	0	0	0	0	0	0	0	0	0	0	0	0
19.2	Other Private Passenger Auto Liability .....	0	0	0	0	0	0	0	0	0	0	0	0
19.3	Commercial Auto No-Fault (Personal Injury Protection) .....	0	0	0	0	0	0	0	0	0	0	0	0
19.4	Other Commercial Auto Liability .....	0	0	0	0	0	0	0	0	0	0	0	0
21.1	Private Passenger Auto Physical Damage .....	0	0	0	0	0	0	0	0	0	0	0	0
21.2	Commercial Auto Physical Damage .....	0	0	0	0	0	0	0	0	0	0	0	0
22.	Aircraft (all perils) .....	0	0	0	0	0	0	0	0	0	0	0	0
23.	Fidelity .....	0	0	0	0	0	0	0	0	0	0	0	0
24.	Surety .....	0	0	0	0	0	0	0	0	0	0	0	0
26.	Burglary and Theft .....	0	0	0	0	0	0	0	0	0	0	0	0
27.	Boiler and Machinery .....	698,787	718,617	0	347,355	0	150,000	150,000	0	4,080	4,080	70,215	16,806
28.	Credit .....	0	0	0	0	0	0	0	0	0	0	0	0
29.	International .....	0	0	0	0	0	0	0	0	0	0	0	0
30.	Warranty .....	0	0	0	0	0	0	0	0	0	0	0	0
31.	Reins nonproportional assumed property .....	XXX	XXX	XXX	XXX	XXX	XXX	XXX	XXX	XXX	XXX	XXX	XXX
32.	Reins nonproportional assumed liability .....	XXX	XXX	XXX	XXX	XXX	XXX	XXX	XXX	XXX	XXX	XXX	XXX
33.	Reins nonproportional assumed financial lines .....	XXX	XXX	XXX	XXX	XXX	XXX	XXX	XXX	XXX	XXX	XXX	XXX
34.	Aggregate Write-Ins for Other Lines of Business .....	0	0	0	0	0	0	0	0	0	0	0	0
35.	Total (a) .....	8,064,436	9,692,948	5,045	3,751,908	881,739	25,708	572,163	0	(9,590)	12,033	808,115	194,049
DETAILS OF WRITE-INS													
3401.	.....												
3402.	.....												
3403.	.....												
3498.	Summary of remaining write-ins for Line 34 from overflow page .....	0	0	0	0	0	0	0	0	0	0	0	0
3499.	Totals (Lines 3401 through 3403 plus 3498)(Line 34 above) .....	0	0	0	0	0	0	0	0	0	0	0	0

(a) Finance and service charges not included in Lines 1 to 35 \$ 0  
(b) For health business on indicated lines report: Number of persons insured under PPO managed care products 0 and number of persons insured under indemnity only products 0



ANNUAL STATEMENT FOR THE YEAR 2024 OF THE AFFILIATED FM INSURANCE COMPANY

EXHIBIT OF PREMIUMS AND LOSSES (Statutory Page 14)

NAIC Group Code 0065 BUSINESS IN THE STATE OF South Dakota DURING THE YEAR 2024 NAIC Company Code 10014

Line of Business		Gross Premiums, Including Policy and Membership Fees, Less Return Premiums and Premiums on Policies not Taken		3	4	5	6	7	8	9	10	11	12
		1	2										
		Direct Premiums Written	Direct Premiums Earned	Dividends Paid or Credited to Policyholders on Direct Business	Direct Unearned Premium Reserves	Direct Losses Paid (deducting salvage)	Direct Losses Incurred	Direct Losses Unpaid	Direct Defense and Cost Containment Expense Paid	Direct Defense and Cost Containment Expense Incurred	Direct Defense and Cost Containment Expense Unpaid	Commissions and Brokerage Expenses	Taxes, Licenses and Fees
1.	Fire .....	164,917	137,232	0	68,733	0	0	0	0	0	0	16,326	3,908
2.1	Allied Lines .....	343,590	284,557	0	149,790	807,559	599,386	0	0	(2,827)	0	34,014	8,142
2.2	Multiple Peril Crop .....	0	0	0	0	0	0	0	0	0	0	0	0
2.3	Federal Flood .....	0	0	0	0	0	0	0	0	0	0	0	0
2.4	Private Crop .....	0	0	0	0	0	0	0	0	0	0	0	0
2.5	Private Flood .....	0	0	0	0	0	0	0	0	0	0	0	0
3.	Farmowners Multiple Peril .....	0	0	0	0	0	0	0	0	0	0	0	0
4.	Homeowners Multiple Peril .....	0	0	0	0	0	0	0	0	0	0	0	0
5.1	Commercial Multiple Peril (Non-Liability Portion) .....	0	0	0	0	0	0	0	0	0	0	0	0
5.2	Commercial Multiple Peril (Liability Portion) .....	0	0	0	0	0	0	0	0	0	0	0	0
6.	Mortgage Guaranty .....	0	0	0	0	0	0	0	0	0	0	0	0
8.	Ocean Marine .....	0	0	0	0	0	0	0	0	0	0	0	0
9.1	Inland Marine .....	115,054	84,401	0	51,962	0	0	0	0	0	0	11,390	2,726
9.2	Pet Insurance Plans .....	0	0	0	0	0	0	0	0	0	0	0	0
10.	Financial Guaranty .....	0	0	0	0	0	0	0	0	0	0	0	0
11.1	Medical Professional Liability - Occurrence .....	0	0	0	0	0	0	0	0	0	0	0	0
11.2	Medical Professional Liability - Claims-Made .....	0	0	0	0	0	0	0	0	0	0	0	0
12.	Earthquake .....	0	0	0	0	0	0	0	0	0	0	0	0
13.1	Comprehensive (hospital and medical) ind (b) .....	0	0	0	0	0	0	0	0	0	0	0	0
13.2	Comprehensive (hospital and medical) group (b) .....	0	0	0	0	0	0	0	0	0	0	0	0
14.	Credit A&H (Group and Individual) .....	0	0	0	0	0	0	0	0	0	0	0	0
15.1	Vision Only (b).....	0	0	0	0	0	0	0	0	0	0	0	0
15.2	Dental Only (b) .....	0	0	0	0	0	0	0	0	0	0	0	0
15.3	Disability Income (b) .....	0	0	0	0	0	0	0	0	0	0	0	0
15.4	Medicare Supplement (b) .....	0	0	0	0	0	0	0	0	0	0	0	0
15.5	Medicaid Title XIX (b) .....	0	0	0	0	0	0	0	0	0	0	0	0
15.6	Medicare Title XVIII (b).....	0	0	0	0	0	0	0	0	0	0	0	0
15.7	Long-Term Care (b) .....	0	0	0	0	0	0	0	0	0	0	0	0
15.8	Federal Employees Health Benefits Plan (b) .....	0	0	0	0	0	0	0	0	0	0	0	0
15.9	Other Health (b) .....	0	0	0	0	0	0	0	0	0	0	0	0
16.	Workers' Compensation .....	0	0	0	0	0	0	0	0	0	0	0	0
17.1	Other Liability - Occurrence .....	0	0	0	0	0	0	0	0	0	0	0	0
17.2	Other Liability - Claims-Made .....	0	0	0	0	0	0	0	0	0	0	0	0
17.3	Excess Workers' Compensation .....	0	0	0	0	0	0	0	0	0	0	0	0
18.1	Products Liability - Occurrence .....	0	0	0	0	0	0	0	0	0	0	0	0
18.2	Products Liability - Claims-Made .....	0	0	0	0	0	0	0	0	0	0	0	0
19.1	Private Passenger Auto No-Fault (Personal Injury Protection) .....	0	0	0	0	0	0	0	0	0	0	0	0
19.2	Other Private Passenger Auto Liability .....	0	0	0	0	0	0	0	0	0	0	0	0
19.3	Commercial Auto No-Fault (Personal Injury Protection) .....	0	0	0	0	0	0	0	0	0	0	0	0
19.4	Other Commercial Auto Liability .....	0	0	0	0	0	0	0	0	0	0	0	0
21.1	Private Passenger Auto Physical Damage .....	0	0	0	0	0	0	0	0	0	0	0	0
21.2	Commercial Auto Physical Damage .....	0	0	0	0	0	0	0	0	0	0	0	0
22.	Aircraft (all perils) .....	0	0	0	0	0	0	0	0	0	0	0	0
23.	Fidelity .....	0	0	0	0	0	0	0	0	0	0	0	0
24.	Surety .....	0	0	0	0	0	0	0	0	0	0	0	0
26.	Burglary and Theft .....	0	0	0	0	0	0	0	0	0	0	0	0
27.	Boiler and Machinery .....	57,387	44,783	0	22,098	0	0	0	0	0	0	5,681	1,360
28.	Credit .....	0	0	0	0	0	0	0	0	0	0	0	0
29.	International .....	0	0	0	0	0	0	0	0	0	0	0	0
30.	Warranty .....	0	0	0	0	0	0	0	0	0	0	0	0
31.	Reins nonproportional assumed property .....	XXX	XXX	XXX	XXX	XXX	XXX	XXX	XXX	XXX	XXX	XXX	XXX
32.	Reins nonproportional assumed liability .....	XXX	XXX	XXX	XXX	XXX	XXX	XXX	XXX	XXX	XXX	XXX	XXX
33.	Reins nonproportional assumed financial lines .....	XXX	XXX	XXX	XXX	XXX	XXX	XXX	XXX	XXX	XXX	XXX	XXX
34.	Aggregate Write-Ins for Other Lines of Business .....	0	0	0	0	0	0	0	0	0	0	0	0
35.	Total (a) .....	680,948	550,973	0	292,583	807,559	599,386	0	0	(2,827)	0	67,411	16,136
DETAILS OF WRITE-INS													
3401.	.....												
3402.	.....												
3403.	.....												
3498.	Summary of remaining write-ins for Line 34 from overflow page .....	0	0	0	0	0	0	0	0	0	0	0	0
3499.	Totals (Lines 3401 through 3403 plus 3498)(Line 34 above) .....	0	0	0	0	0	0	0	0	0	0	0	0

(a) Finance and service charges not included in Lines 1 to 35 \$ .....0  
(b) For health business on indicated lines report: Number of persons insured under PPO managed care products .....0 and number of persons insured under indemnity only products .....0 .



ANNUAL STATEMENT FOR THE YEAR 2024 OF THE AFFILIATED FM INSURANCE COMPANY

EXHIBIT OF PREMIUMS AND LOSSES (Statutory Page 14)

NAIC Group Code 0065

BUSINESS IN THE STATE OF Tennessee

DURING THE YEAR 2024

NAIC Company Code 10014

Line of Business		Gross Premiums, Including Policy and Membership Fees, Less Return Premiums and Premiums on Policies not Taken		3	4	5	6	7	8	9	10	11	12
		1	2										
		Direct Premiums Written	Direct Premiums Earned	Dividends Paid or Credited to Policyholders on Direct Business	Direct Unearned Premium Reserves	Direct Losses Paid (deducting salvage)	Direct Losses Incurred	Direct Losses Unpaid	Direct Defense and Cost Containment Expense Paid	Direct Defense and Cost Containment Expense Incurred	Direct Defense and Cost Containment Expense Unpaid	Commissions and Brokerage Expenses	Taxes, Licenses and Fees
1.	Fire .....	7,300,972	7,141,023	0	3,858,122	2,530,927	1,959,787	259,081	14,471	6,595	3,976	712,329	170,615
2.1	Allied Lines .....	12,339,617	11,861,835	0	6,698,870	19,955,539	34,928,295	18,525,108	4,770	308,592	352,211	1,190,918	285,245
2.2	Multiple Peril Crop .....	0	0	0	0	0	0	0	0	0	0	0	0
2.3	Federal Flood .....	0	0	0	0	0	0	0	0	0	0	0	0
2.4	Private Crop .....	0	0	0	0	0	0	0	0	0	0	0	0
2.5	Private Flood .....	0	0	0	0	0	0	0	0	0	0	0	0
3.	Farmowners Multiple Peril .....	0	0	0	0	0	0	0	0	0	0	0	0
4.	Homeowners Multiple Peril .....	0	0	0	0	0	0	0	0	0	0	0	0
5.1	Commercial Multiple Peril (Non-Liability Portion) .....	0	0	0	0	0	0	0	0	0	0	0	0
5.2	Commercial Multiple Peril (Liability Portion) .....	0	0	0	0	0	0	0	0	0	0	0	0
6.	Mortgage Guaranty .....	0	0	0	0	0	0	0	0	0	0	0	0
8.	Ocean Marine .....	459,495	461,704	0	212,112	266,739	410,590	261,588	0	2,692	4,575	45,488	10,895
9.1	Inland Marine .....	4,821,106	4,721,279	0	2,620,804	743,168	640,012	125,540	0	(162)	3,249	458,719	109,871
9.2	Pet Insurance Plans .....	0	0	0	0	0	0	0	0	0	0	0	0
10.	Financial Guaranty .....	0	0	0	0	0	0	0	0	0	0	0	0
11.1	Medical Professional Liability - Occurrence .....	0	0	0	0	0	0	0	0	0	0	0	0
11.2	Medical Professional Liability - Claims-Made .....	0	0	0	0	0	0	0	0	0	0	0	0
12.	Earthquake .....	2,544,951	2,739,326	0	1,081,314	0	0	0	0	0	0	256,108	61,342
13.1	Comprehensive (hospital and medical) ind (b) .....	0	0	0	0	0	0	0	0	0	0	0	0
13.2	Comprehensive (hospital and medical) group (b) .....	0	0	0	0	0	0	0	0	0	0	0	0
14.	Credit A&H (Group and Individual) .....	0	0	0	0	0	0	0	0	0	0	0	0
15.1	Vision Only (b).....	0	0	0	0	0	0	0	0	0	0	0	0
15.2	Dental Only (b) .....	0	0	0	0	0	0	0	0	0	0	0	0
15.3	Disability Income (b) .....	0	0	0	0	0	0	0	0	0	0	0	0
15.4	Medicare Supplement (b) .....	0	0	0	0	0	0	0	0	0	0	0	0
15.5	Medicaid Title XIX (b) .....	0	0	0	0	0	0	0	0	0	0	0	0
15.6	Medicare Title XVIII (b).....	0	0	0	0	0	0	0	0	0	0	0	0
15.7	Long-Term Care (b) .....	0	0	0	0	0	0	0	0	0	0	0	0
15.8	Federal Employees Health Benefits Plan (b) .....	0	0	0	0	0	0	0	0	0	0	0	0
15.9	Other Health (b) .....	0	0	0	0	0	0	0	0	0	0	0	0
16.	Workers' Compensation .....	0	0	0	0	0	0	0	0	0	0	0	0
17.1	Other Liability - Occurrence .....	0	0	0	0	0	0	0	0	0	0	0	0
17.2	Other Liability - Claims-Made .....	0	0	0	0	0	0	0	0	0	0	0	0
17.3	Excess Workers' Compensation .....	0	0	0	0	0	0	0	0	0	0	0	0
18.1	Products Liability - Occurrence .....	0	0	0	0	0	0	0	0	0	0	0	0
18.2	Products Liability - Claims-Made .....	0	0	0	0	0	0	0	0	0	0	0	0
19.1	Private Passenger Auto No-Fault (Personal Injury Protection) .....	0	0	0	0	0	0	0	0	0	0	0	0
19.2	Other Private Passenger Auto Liability .....	0	0	0	0	0	0	0	0	0	0	0	0
19.3	Commercial Auto No-Fault (Personal Injury Protection) .....	0	0	0	0	0	0	0	0	0	0	0	0
19.4	Other Commercial Auto Liability .....	0	0	0	0	0	0	0	0	0	0	0	0
21.1	Private Passenger Auto Physical Damage .....	0	0	0	0	0	0	0	0	0	0	0	0
21.2	Commercial Auto Physical Damage .....	0	0	0	0	0	0	0	0	0	0	0	0
22.	Aircraft (all perils) .....	0	0	0	0	0	0	0	0	0	0	0	0
23.	Fidelity .....	0	0	0	0	0	0	0	0	0	0	0	0
24.	Surety .....	0	0	0	0	0	0	0	0	0	0	0	0
26.	Burglary and Theft .....	0	0	0	0	0	0	0	0	0	0	0	0
27.	Boiler and Machinery .....	1,510,862	1,450,804	0	824,792	2,096,099	1,606,099	0	0	(10,339)	0	148,338	35,529
28.	Credit .....	0	0	0	0	0	0	0	0	0	0	0	0
29.	International .....	0	0	0	0	0	0	0	0	0	0	0	0
30.	Warranty .....	0	0	0	0	0	0	0	0	0	0	0	0
31.	Reins nonproportional assumed property .....	XXX	XXX	XXX	XXX	XXX	XXX	XXX	XXX	XXX	XXX	XXX	XXX
32.	Reins nonproportional assumed liability .....	XXX	XXX	XXX	XXX	XXX	XXX	XXX	XXX	XXX	XXX	XXX	XXX
33.	Reins nonproportional assumed financial lines .....	XXX	XXX	XXX	XXX	XXX	XXX	XXX	XXX	XXX	XXX	XXX	XXX
34.	Aggregate Write-Ins for Other Lines of Business .....	0	0	0	0	0	0	0	0	0	0	0	0
35.	Total (a) .....	28,977,003	28,375,971	0	15,296,014	25,592,472	39,544,783	19,171,317	19,241	307,378	364,011	2,811,900	673,497
DETAILS OF WRITE-INS													
3401.	.....												
3402.	.....												
3403.	.....												
3498.	Summary of remaining write-ins for Line 34 from overflow page .....	0	0	0	0	0	0	0	0	0	0	0	0
3499.	Totals (Lines 3401 through 3403 plus 3498)(Line 34 above) .....	0	0	0	0	0	0	0	0	0	0	0	0

(a) Finance and service charges not included in Lines 1 to 35 \$ .....0  
(b) For health business on indicated lines report: Number of persons insured under PPO managed care products .....0 and number of persons insured under indemnity only products .....0 .



ANNUAL STATEMENT FOR THE YEAR 2024 OF THE AFFILIATED FM INSURANCE COMPANY

EXHIBIT OF PREMIUMS AND LOSSES (Statutory Page 14)

NAIC Group Code 0065

BUSINESS IN THE STATE OF Texas

DURING THE YEAR 2024

NAIC Company Code 10014

Line of Business		Gross Premiums, Including Policy and Membership Fees, Less Return Premiums and Premiums on Policies not Taken		3  Dividends Paid or Credited to Policyholders on Direct Business	4  Direct Unearned Premium Reserves	5  Direct Losses Paid (deducting salvage)	6  Direct Losses Incurred	7  Direct Losses Unpaid	8  Direct Defense and Cost Containment Expense Paid	9  Direct Defense and Cost Containment Expense Incurred	10  Direct Defense and Cost Containment Expense Unpaid	11  Commissions and Brokerage Expenses	12  Taxes, Licenses and Fees
		1 Direct Premiums Written	2 Direct Premiums Earned										
1.	Fire .....	49,611,346	46,631,587	0	25,245,334	1,290,267	3,428,184	3,929,984	0	34,724	60,304	5,092,390	1,242,607
2.1	Allied Lines .....	38,949,633	37,228,296	0	19,907,031	48,108,417	57,011,331	26,291,142	805,965	961,283	413,821	3,983,069	971,919
2.2	Multiple Peril Crop .....	0	0	0	0	0	0	0	0	0	0	0	0
2.3	Federal Flood .....	0	0	0	0	0	0	0	0	0	0	0	0
2.4	Private Crop .....	0	0	0	0	0	0	0	0	0	0	0	0
2.5	Private Flood .....	0	0	0	0	0	0	0	0	0	0	0	0
3.	Farmowners Multiple Peril .....	0	0	0	0	0	0	0	0	0	0	0	0
4.	Homeowners Multiple Peril .....	0	0	0	0	0	0	0	0	0	0	0	0
5.1	Commercial Multiple Peril (Non-Liability Portion) .....	0	0	0	0	20,000	(950,625)	0	0	(201)	0	0	0
5.2	Commercial Multiple Peril (Liability Portion) .....	0	0	0	0	0	0	0	0	0	0	0	0
6.	Mortgage Guaranty .....	0	0	0	0	0	0	0	0	0	0	0	0
8.	Ocean Marine .....	809,964	639,386	0	334,329	60,209	38,062	1,055,690	294	2,623	21,980	80,183	19,566
9.1	Inland Marine .....	23,830,669	21,789,165	0	12,004,055	6,439,992	3,037,566	6,309,615	95,742	68,671	348,112	2,417,764	589,965
9.2	Pet Insurance Plans .....	0	0	0	0	0	0	0	0	0	0	0	0
10.	Financial Guaranty .....	0	0	0	0	0	0	0	0	0	0	0	0
11.1	Medical Professional Liability - Occurrence .....	0	0	0	0	0	0	0	0	0	0	0	0
11.2	Medical Professional Liability - Claims-Made .....	0	0	0	0	0	0	0	0	0	0	0	0
12.	Earthquake .....	34,582	29,366	0	17,814	0	0	0	0	0	0	3,423	835
13.1	Comprehensive (hospital and medical) ind (b) .....	0	0	0	0	0	0	0	0	0	0	0	0
13.2	Comprehensive (hospital and medical) group (b) .....	0	0	0	0	0	0	0	0	0	0	0	0
14.	Credit A&H (Group and Individual) .....	0	0	0	0	0	0	0	0	0	0	0	0
15.1	Vision Only (b).....	0	0	0	0	0	0	0	0	0	0	0	0
15.2	Dental Only (b) .....	0	0	0	0	0	0	0	0	0	0	0	0
15.3	Disability Income (b) .....	0	0	0	0	0	0	0	0	0	0	0	0
15.4	Medicare Supplement (b) .....	0	0	0	0	0	0	0	0	0	0	0	0
15.5	Medicaid Title XIX (b) .....	0	0	0	0	0	0	0	0	0	0	0	0
15.6	Medicare Title XVIII (b).....	0	0	0	0	0	0	0	0	0	0	0	0
15.7	Long-Term Care (b) .....	0	0	0	0	0	0	0	0	0	0	0	0
15.8	Federal Employees Health Benefits Plan (b) .....	0	0	0	0	0	0	0	0	0	0	0	0
15.9	Other Health (b) .....	0	0	0	0	0	0	0	0	0	0	0	0
16.	Workers' Compensation .....	0	0	0	0	0	0	0	0	0	0	0	0
17.1	Other Liability - Occurrence .....	0	0	0	0	8	8	0	0	0	0	0	0
17.2	Other Liability - Claims-Made .....	0	0	0	0	0	0	0	0	0	0	0	0
17.3	Excess Workers' Compensation .....	0	0	0	0	0	0	0	0	0	0	0	0
18.1	Products Liability - Occurrence .....	0	0	0	0	1,936,884	(4,945,526)	3,939,916	8,577	(1,309,856)	820,985	0	0
18.2	Products Liability - Claims-Made .....	0	0	0	0	0	0	0	0	0	0	0	0
19.1	Private Passenger Auto No-Fault (Personal Injury Protection) .....	0	0	0	0	0	0	0	0	0	0	0	0
19.2	Other Private Passenger Auto Liability .....	0	0	0	0	0	0	0	0	0	0	0	0
19.3	Commercial Auto No-Fault (Personal Injury Protection) .....	0	0	0	0	0	0	0	0	0	0	0	0
19.4	Other Commercial Auto Liability .....	0	0	0	0	0	0	0	0	0	0	0	0
21.1	Private Passenger Auto Physical Damage .....	0	0	0	0	0	0	0	0	0	0	0	0
21.2	Commercial Auto Physical Damage .....	0	0	0	0	0	0	0	0	0	0	0	0
22.	Aircraft (all perils) .....	0	0	0	0	0	0	0	0	0	0	0	0
23.	Fidelity .....	0	0	0	0	0	158,247	158,247	0	0	0	0	0
24.	Surety .....	0	0	0	0	0	0	0	0	0	0	0	0
26.	Burglary and Theft .....	0	0	0	0	0	0	0	0	0	0	0	0
27.	Boiler and Machinery .....	5,538,747	5,482,348	0	2,715,481	3,330,053	8,193,335	5,423,737	0	110,006	130,051	564,335	137,705
28.	Credit .....	0	0	0	0	0	0	0	0	0	0	0	0
29.	International .....	0	0	0	0	0	0	0	0	0	0	0	0
30.	Warranty .....	0	0	0	0	0	0	0	0	0	0	0	0
31.	Reins nonproportional assumed property .....	XXX	XXX	XXX	XXX	XXX	XXX	XXX	XXX	XXX	XXX	XXX	XXX
32.	Reins nonproportional assumed liability .....	XXX	XXX	XXX	XXX	XXX	XXX	XXX	XXX	XXX	XXX	XXX	XXX
33.	Reins nonproportional assumed financial lines .....	XXX	XXX	XXX	XXX	XXX	XXX	XXX	XXX	XXX	XXX	XXX	XXX
34.	Aggregate Write-Ins for Other Lines of Business .....	0	0	0	0	0	0	0	0	0	0	0	0
35.	Total (a) .....	118,774,941	111,800,148	0	60,224,044	61,185,829	65,970,582	47,108,332	910,579	(132,750)	1,795,253	12,141,164	2,962,597
DETAILS OF WRITE-INS													
3401.	.....												
3402.	.....												
3403.	.....												
3498.	Summary of remaining write-ins for Line 34 from overflow page .....	0	0	0	0	0	0	0	0	0	0	0	0
3499.	Totals (Lines 3401 through 3403 plus 3498)(Line 34 above) .....	0	0	0	0	0	0	0	0	0	0	0	0

(a) Finance and service charges not included in Lines 1 to 35 \$ .....0  
(b) For health business on indicated lines report: Number of persons insured under PPO managed care products .....0 and number of persons insured under indemnity only products .....0 .



ANNUAL STATEMENT FOR THE YEAR 2024 OF THE AFFILIATED FM INSURANCE COMPANY

EXHIBIT OF PREMIUMS AND LOSSES (Statutory Page 14)

NAIC Group Code 0065 BUSINESS IN THE STATE OF Utah DURING THE YEAR 2024 NAIC Company Code 10014

Line of Business		Gross Premiums, Including Policy and Membership Fees, Less Return Premiums and Premiums on Policies not Taken		3  Dividends Paid or Credited to Policyholders on Direct Business	4  Direct Unearned Premium Reserves	5  Direct Losses Paid (deducting salvage)	6  Direct Losses Incurred	7  Direct Losses Unpaid	8  Direct Defense and Cost Containment Expense Paid	9  Direct Defense and Cost Containment Expense Incurred	10  Direct Defense and Cost Containment Expense Unpaid	11  Commissions and Brokerage Expenses	12  Taxes, Licenses and Fees
		1 Direct Premiums Written	2 Direct Premiums Earned										
1.	Fire .....	7,771,630	6,994,743	0	4,318,774	1,126,824	288,784	99,854	0	(11,856)	1,532	765,723	183,281
2.1	Allied Lines .....	12,489,137	11,521,264	0	6,797,154	2,899,034	5,059,792	4,321,989	42,878	75,718	62,194	1,231,118	294,677
2.2	Multiple Peril Crop .....	0	0	0	0	0	0	0	0	0	0	0	0
2.3	Federal Flood .....	0	0	0	0	0	0	0	0	0	0	0	0
2.4	Private Crop .....	0	0	0	0	0	0	0	0	0	0	0	0
2.5	Private Flood .....	0	0	0	0	0	0	0	0	0	0	0	0
3.	Farmowners Multiple Peril .....	0	0	0	0	0	0	0	0	0	0	0	0
4.	Homeowners Multiple Peril .....	0	0	0	0	0	0	0	0	0	0	0	0
5.1	Commercial Multiple Peril (Non-Liability Portion) .....	0	0	0	0	0	0	0	0	0	0	0	0
5.2	Commercial Multiple Peril (Liability Portion) .....	0	0	0	0	0	0	0	0	0	0	0	0
6.	Mortgage Guaranty .....	0	0	0	0	0	0	0	0	0	0	0	0
8.	Ocean Marine .....	172,039	192,322	0	74,319	17,815	(567)	0	0	(294)	0	17,031	4,077
9.1	Inland Marine .....	5,554,319	5,283,078	0	2,875,318	135,964	308,700	233,478	0	3,776	4,613	547,640	131,081
9.2	Pet Insurance Plans .....	0	0	0	0	0	0	0	0	0	0	0	0
10.	Financial Guaranty .....	0	0	0	0	0	0	0	0	0	0	0	0
11.1	Medical Professional Liability - Occurrence .....	0	0	0	0	0	0	0	0	0	0	0	0
11.2	Medical Professional Liability - Claims-Made .....	0	0	0	0	0	0	0	0	0	0	0	0
12.	Earthquake .....	13,359,574	12,981,276	0	6,987,850	0	0	0	0	0	0	1,318,500	315,592
13.1	Comprehensive (hospital and medical) ind (b) .....	0	0	0	0	0	0	0	0	0	0	0	0
13.2	Comprehensive (hospital and medical) group (b) .....	0	0	0	0	0	0	0	0	0	0	0	0
14.	Credit A&H (Group and Individual) .....	0	0	0	0	0	0	0	0	0	0	0	0
15.1	Vision Only (b).....	0	0	0	0	0	0	0	0	0	0	0	0
15.2	Dental Only (b) .....	0	0	0	0	0	0	0	0	0	0	0	0
15.3	Disability Income (b) .....	0	0	0	0	0	0	0	0	0	0	0	0
15.4	Medicare Supplement (b) .....	0	0	0	0	0	0	0	0	0	0	0	0
15.5	Medicaid Title XIX (b) .....	0	0	0	0	0	0	0	0	0	0	0	0
15.6	Medicare Title XVIII (b).....	0	0	0	0	0	0	0	0	0	0	0	0
15.7	Long-Term Care (b) .....	0	0	0	0	0	0	0	0	0	0	0	0
15.8	Federal Employees Health Benefits Plan (b) .....	0	0	0	0	0	0	0	0	0	0	0	0
15.9	Other Health (b) .....	0	0	0	0	0	0	0	0	0	0	0	0
16.	Workers' Compensation .....	0	0	0	0	0	0	0	0	0	0	0	0
17.1	Other Liability - Occurrence .....	0	0	0	0	0	0	0	0	0	0	0	0
17.2	Other Liability - Claims-Made .....	0	0	0	0	0	0	0	0	0	0	0	0
17.3	Excess Workers' Compensation .....	0	0	0	0	0	0	0	0	0	0	0	0
18.1	Products Liability - Occurrence .....	0	0	0	0	0	0	0	0	0	0	0	0
18.2	Products Liability - Claims-Made .....	0	0	0	0	0	0	0	0	0	0	0	0
19.1	Private Passenger Auto No-Fault (Personal Injury Protection) .....	0	0	0	0	0	0	0	0	0	0	0	0
19.2	Other Private Passenger Auto Liability .....	0	0	0	0	0	0	0	0	0	0	0	0
19.3	Commercial Auto No-Fault (Personal Injury Protection) .....	0	0	0	0	0	0	0	0	0	0	0	0
19.4	Other Commercial Auto Liability .....	0	0	0	0	0	0	0	0	0	0	0	0
21.1	Private Passenger Auto Physical Damage .....	0	0	0	0	0	0	0	0	0	0	0	0
21.2	Commercial Auto Physical Damage .....	0	0	0	0	0	0	0	0	0	0	0	0
22.	Aircraft (all perils) .....	0	0	0	0	0	0	0	0	0	0	0	0
23.	Fidelity .....	0	0	0	0	0	0	0	0	0	0	0	0
24.	Surety .....	0	0	0	0	0	0	0	0	0	0	0	0
26.	Burglary and Theft .....	0	0	0	0	0	0	0	0	0	0	0	0
27.	Boiler and Machinery .....	1,179,531	1,120,179	0	628,121	11,599,328	(1,141,090)	34,732	68,470	(97,351)	680	116,835	27,965
28.	Credit .....	0	0	0	0	0	0	0	0	0	0	0	0
29.	International .....	0	0	0	0	0	0	0	0	0	0	0	0
30.	Warranty .....	0	0	0	0	0	0	0	0	0	0	0	0
31.	Reins nonproportional assumed property .....	XXX	XXX	XXX	XXX	XXX	XXX	XXX	XXX	XXX	XXX	XXX	XXX
32.	Reins nonproportional assumed liability .....	XXX	XXX	XXX	XXX	XXX	XXX	XXX	XXX	XXX	XXX	XXX	XXX
33.	Reins nonproportional assumed financial lines .....	XXX	XXX	XXX	XXX	XXX	XXX	XXX	XXX	XXX	XXX	XXX	XXX
34.	Aggregate Write-Ins for Other Lines of Business .....	0	0	0	0	0	0	0	0	0	0	0	0
35.	Total (a) .....	40,526,230	38,092,862	0	21,681,536	15,778,965	4,515,620	4,690,052	111,348	(30,006)	69,019	3,996,847	956,673
DETAILS OF WRITE-INS													
3401.	.....												
3402.	.....												
3403.	.....												
3498.	Summary of remaining write-ins for Line 34 from overflow page .....	0	0	0	0	0	0	0	0	0	0	0	0
3499.	Totals (Lines 3401 through 3403 plus 3498)(Line 34 above) .....	0	0	0	0	0	0	0	0	0	0	0	0

(a) Finance and service charges not included in Lines 1 to 35 \$ .....0  
(b) For health business on indicated lines report: Number of persons insured under PPO managed care products .....0 and number of persons insured under indemnity only products .....0 .



ANNUAL STATEMENT FOR THE YEAR 2024 OF THE AFFILIATED FM INSURANCE COMPANY

EXHIBIT OF PREMIUMS AND LOSSES (Statutory Page 14)

NAIC Group Code 0065 BUSINESS IN THE STATE OF Vermont DURING THE YEAR 2024 NAIC Company Code 10014

Line of Business		Gross Premiums, Including Policy and Membership Fees, Less Return Premiums and Premiums on Policies not Taken		3	4	5	6	7	8	9	10	11	12
		1	2										
		Direct Premiums Written	Direct Premiums Earned	Dividends Paid or Credited to Policyholders on Direct Business	Direct Unearned Premium Reserves	Direct Losses Paid (deducting salvage)	Direct Losses Incurred	Direct Losses Unpaid	Direct Defense and Cost Containment Expense Paid	Direct Defense and Cost Containment Expense Incurred	Direct Defense and Cost Containment Expense Unpaid	Commissions and Brokerage Expenses	Taxes, Licenses and Fees
1.	Fire .....	462,364	457,337	0	218,882	0	0	0	0	0	0	45,725	10,945
2.1	Allied Lines .....	931,902	926,086	0	430,995	1,327,341	(1,779,207)	667,738	0	(41,653)	9,609	92,127	22,051
2.2	Multiple Peril Crop .....	0	0	0	0	0	0	0	0	0	0	0	0
2.3	Federal Flood .....	0	0	0	0	0	0	0	0	0	0	0	0
2.4.	Private Crop .....	0	0	0	0	0	0	0	0	0	0	0	0
2.5	Private Flood .....	0	0	0	0	0	0	0	0	0	0	0	0
3.	Farmowners Multiple Peril .....	0	0	0	0	0	0	0	0	0	0	0	0
4.	Homeowners Multiple Peril .....	5,266	4,672	1,079	2,914	0	0	0	0	0	0	0	125
5.1	Commercial Multiple Peril (Non-Liability Portion) .....	0	0	0	0	0	0	0	0	0	0	0	0
5.2	Commercial Multiple Peril (Liability Portion) .....	0	0	0	0	0	0	0	0	0	0	0	0
6.	Mortgage Guaranty .....	0	0	0	0	0	0	0	0	0	0	0	0
8.	Ocean Marine .....	0	0	0	0	0	0	0	0	0	0	0	0
9.1	Inland Marine .....	347,955	341,526	0	176,856	0	0	0	0	0	0	34,387	8,231
9.2	Pet Insurance Plans .....	0	0	0	0	0	0	0	0	0	0	0	0
10.	Financial Guaranty .....	0	0	0	0	0	0	0	0	0	0	0	0
11.1	Medical Professional Liability - Occurrence .....	0	0	0	0	0	0	0	0	0	0	0	0
11.2	Medical Professional Liability - Claims-Made .....	0	0	0	0	0	0	0	0	0	0	0	0
12.	Earthquake .....	7,845	7,719	0	5,816	0	0	0	0	0	0	777	186
13.1	Comprehensive (hospital and medical) ind (b) .....	0	0	0	0	0	0	0	0	0	0	0	0
13.2	Comprehensive (hospital and medical) group (b) .....	0	0	0	0	0	0	0	0	0	0	0	0
14.	Credit A&H (Group and Individual) .....	0	0	0	0	0	0	0	0	0	0	0	0
15.1	Vision Only (b).....	0	0	0	0	0	0	0	0	0	0	0	0
15.2	Dental Only (b) .....	0	0	0	0	0	0	0	0	0	0	0	0
15.3	Disability Income (b) .....	0	0	0	0	0	0	0	0	0	0	0	0
15.4	Medicare Supplement (b) .....	0	0	0	0	0	0	0	0	0	0	0	0
15.5	Medicaid Title XIX (b) .....	0	0	0	0	0	0	0	0	0	0	0	0
15.6	Medicare Title XVIII (b).....	0	0	0	0	0	0	0	0	0	0	0	0
15.7	Long-Term Care (b) .....	0	0	0	0	0	0	0	0	0	0	0	0
15.8	Federal Employees Health Benefits Plan (b) .....	0	0	0	0	0	0	0	0	0	0	0	0
15.9	Other Health (b) .....	0	0	0	0	0	0	0	0	0	0	0	0
16.	Workers' Compensation .....	0	0	0	0	0	0	0	0	0	0	0	0
17.1	Other Liability - Occurrence .....	0	0	0	0	0	0	0	0	0	0	0	0
17.2	Other Liability - Claims-Made .....	0	0	0	0	0	0	0	0	0	0	0	0
17.3	Excess Workers' Compensation .....	0	0	0	0	0	0	0	0	0	0	0	0
18.1	Products Liability - Occurrence .....	0	0	0	0	0	0	0	0	0	0	0	0
18.2	Products Liability - Claims-Made .....	0	0	0	0	0	0	0	0	0	0	0	0
19.1	Private Passenger Auto No-Fault (Personal Injury Protection) .....	0	0	0	0	0	0	0	0	0	0	0	0
19.2	Other Private Passenger Auto Liability .....	0	0	0	0	0	0	0	0	0	0	0	0
19.3	Commercial Auto No-Fault (Personal Injury Protection) .....	0	0	0	0	0	0	0	0	0	0	0	0
19.4	Other Commercial Auto Liability .....	0	0	0	0	0	0	0	0	0	0	0	0
21.1	Private Passenger Auto Physical Damage .....	0	0	0	0	0	0	0	0	0	0	0	0
21.2	Commercial Auto Physical Damage .....	0	0	0	0	0	0	0	0	0	0	0	0
22.	Aircraft (all perils) .....	0	0	0	0	0	0	0	0	0	0	0	0
23.	Fidelity .....	0	0	0	0	0	0	0	0	0	0	0	0
24.	Surety .....	0	0	0	0	0	0	0	0	0	0	0	0
26.	Burglary and Theft .....	0	0	0	0	0	0	0	0	0	0	0	0
27.	Boiler and Machinery .....	135,420	136,435	0	54,074	0	0	0	0	0	0	13,386	3,204
28.	Credit .....	0	0	0	0	0	0	0	0	0	0	0	0
29.	International .....	0	0	0	0	0	0	0	0	0	0	0	0
30.	Warranty .....	0	0	0	0	0	0	0	0	0	0	0	0
31.	Reins nonproportional assumed property .....	XXX	XXX	XXX	XXX	XXX	XXX	XXX	XXX	XXX	XXX	XXX	XXX
32.	Reins nonproportional assumed liability .....	XXX	XXX	XXX	XXX	XXX	XXX	XXX	XXX	XXX	XXX	XXX	XXX
33.	Reins nonproportional assumed financial lines .....	XXX	XXX	XXX	XXX	XXX	XXX	XXX	XXX	XXX	XXX	XXX	XXX
34.	Aggregate Write-Ins for Other Lines of Business .....	0	0	0	0	0	0	0	0	0	0	0	0
35.	Total (a) .....	1,890,752	1,873,775	1,079	889,537	1,327,341	(1,779,207)	667,738	0	(41,653)	9,609	186,402	44,742
DETAILS OF WRITE-INS													
3401.	.....												
3402.	.....												
3403.	.....												
3498.	Summary of remaining write-ins for Line 34 from overflow page .....	0	0	0	0	0	0	0	0	0	0	0	0
3499.	Totals (Lines 3401 through 3403 plus 3498)(Line 34 above) .....	0	0	0	0	0	0	0	0	0	0	0	0

(a) Finance and service charges not included in Lines 1 to 35 \$ 0  
(b) For health business on indicated lines report: Number of persons insured under PPO managed care products 0 and number of persons insured under indemnity only products 0



ANNUAL STATEMENT FOR THE YEAR 2024 OF THE AFFILIATED FM INSURANCE COMPANY

EXHIBIT OF PREMIUMS AND LOSSES (Statutory Page 14)

NAIC Group Code 0065 BUSINESS IN THE STATE OF Virginia DURING THE YEAR 2024 NAIC Company Code 10014

Line of Business		Gross Premiums, Including Policy and Membership Fees, Less Return Premiums and Premiums on Policies not Taken		3  Dividends Paid or Credited to Policyholders on Direct Business	4  Direct Unearned Premium Reserves	5  Direct Losses Paid (deducting salvage)	6  Direct Losses Incurred	7  Direct Losses Unpaid	8  Direct Defense and Cost Containment Expense Paid	9  Direct Defense and Cost Containment Expense Incurred	10  Direct Defense and Cost Containment Expense Unpaid	11  Commissions and Brokerage Expenses	12  Taxes, Licenses and Fees
		1 Direct Premiums Written	2 Direct Premiums Earned										
1.	Fire .....	6,908,420	6,290,870	0	3,876,399	7,721,707	8,672,517	8,051,398	3,637	(4,669)	124,839	685,195	161,640
2.1	Allied Lines .....	10,276,759	9,512,924	0	5,908,918	298,493	(50,231)	776,710	0	(4,428)	11,177	1,014,306	242,781
2.2	Multiple Peril Crop .....	0	0	0	0	0	0	0	0	0	0	0	0
2.3	Federal Flood .....	0	0	0	0	0	0	0	0	0	0	0	0
2.4.	Private Crop .....	0	0	0	0	0	0	0	0	0	0	0	0
2.5	Private Flood .....	0	0	0	0	0	0	0	0	0	0	0	0
3.	Farmowners Multiple Peril .....	0	0	0	0	0	0	0	0	0	0	0	0
4.	Homeowners Multiple Peril .....	43,549	33,178	7,319	24,736	71,264	12,264	19,000	0	0	0	0	1,032
5.1	Commercial Multiple Peril (Non-Liability Portion) .....	0	0	0	0	0	0	0	0	0	0	0	0
5.2	Commercial Multiple Peril (Liability Portion) .....	0	0	0	0	0	0	0	0	0	0	0	0
6.	Mortgage Guaranty .....	0	0	0	0	0	0	0	0	0	0	0	0
8.	Ocean Marine .....	1,865,174	621,146	0	1,330,579	0	0	0	0	0	0	184,645	44,196
9.1	Inland Marine .....	4,429,379	4,164,340	0	2,392,363	215,893	388,671	305,875	6,944	11,154	6,043	439,094	105,100
9.2	Pet Insurance Plans .....	0	0	0	0	0	0	0	0	0	0	0	0
10.	Financial Guaranty .....	0	0	0	0	0	0	0	0	0	0	0	0
11.1	Medical Professional Liability - Occurrence .....	0	0	0	0	0	0	0	0	0	0	0	0
11.2	Medical Professional Liability - Claims-Made .....	0	0	0	0	0	0	0	0	0	0	0	0
12.	Earthquake .....	8,162	4,894	0	3,475	0	0	0	0	0	0	808	193
13.1	Comprehensive (hospital and medical) ind (b) .....	0	0	0	0	0	0	0	0	0	0	0	0
13.2	Comprehensive (hospital and medical) group (b) .....	0	0	0	0	0	0	0	0	0	0	0	0
14.	Credit A&H (Group and Individual) .....	0	0	0	0	0	0	0	0	0	0	0	0
15.1	Vision Only (b).....	0	0	0	0	0	0	0	0	0	0	0	0
15.2	Dental Only (b) .....	0	0	0	0	0	0	0	0	0	0	0	0
15.3	Disability Income (b) .....	0	0	0	0	0	0	0	0	0	0	0	0
15.4	Medicare Supplement (b) .....	0	0	0	0	0	0	0	0	0	0	0	0
15.5	Medicaid Title XIX (b) .....	0	0	0	0	0	0	0	0	0	0	0	0
15.6	Medicare Title XVIII (b).....	0	0	0	0	0	0	0	0	0	0	0	0
15.7	Long-Term Care (b) .....	0	0	0	0	0	0	0	0	0	0	0	0
15.8	Federal Employees Health Benefits Plan (b) .....	0	0	0	0	0	0	0	0	0	0	0	0
15.9	Other Health (b) .....	0	0	0	0	0	0	0	0	0	0	0	0
16.	Workers' Compensation .....	0	0	0	0	0	0	0	0	0	0	0	0
17.1	Other Liability - Occurrence .....	0	0	0	0	0	0	0	0	0	0	0	0
17.2	Other Liability - Claims-Made .....	0	0	0	0	0	0	0	0	0	0	0	0
17.3	Excess Workers' Compensation .....	0	0	0	0	0	0	0	0	0	0	0	0
18.1	Products Liability - Occurrence .....	0	0	0	0	0	0	0	0	0	0	0	0
18.2	Products Liability - Claims-Made .....	0	0	0	0	0	0	0	0	0	0	0	0
19.1	Private Passenger Auto No-Fault (Personal Injury Protection) .....	0	0	0	0	0	0	0	0	0	0	0	0
19.2	Other Private Passenger Auto Liability .....	0	0	0	0	0	0	0	0	0	0	0	0
19.3	Commercial Auto No-Fault (Personal Injury Protection) .....	0	0	0	0	0	0	0	0	0	0	0	0
19.4	Other Commercial Auto Liability .....	0	0	0	0	0	0	0	0	0	0	0	0
21.1	Private Passenger Auto Physical Damage .....	0	0	0	0	0	0	0	0	0	0	0	0
21.2	Commercial Auto Physical Damage .....	0	0	0	0	0	0	0	0	0	0	0	0
22.	Aircraft (all perils) .....	0	0	0	0	0	0	0	0	0	0	0	0
23.	Fidelity .....	0	0	0	0	0	0	0	0	0	0	0	0
24.	Surety .....	0	0	0	0	0	0	0	0	0	0	0	0
26.	Burglary and Theft .....	0	0	0	0	0	0	0	0	0	0	0	0
27.	Boiler and Machinery .....	1,083,993	1,074,877	0	532,329	4,502,960	7,039,840	3,713,113	0	52,509	72,701	109,135	26,122
28.	Credit .....	0	0	0	0	0	0	0	0	0	0	0	0
29.	International .....	0	0	0	0	0	0	0	0	0	0	0	0
30.	Warranty .....	0	0	0	0	0	0	0	0	0	0	0	0
31.	Reins nonproportional assumed property .....	XXX	XXX	XXX	XXX	XXX	XXX	XXX	XXX	XXX	XXX	XXX	XXX
32.	Reins nonproportional assumed liability .....	XXX	XXX	XXX	XXX	XXX	XXX	XXX	XXX	XXX	XXX	XXX	XXX
33.	Reins nonproportional assumed financial lines .....	XXX	XXX	XXX	XXX	XXX	XXX	XXX	XXX	XXX	XXX	XXX	XXX
34.	Aggregate Write-Ins for Other Lines of Business .....	0	0	0	0	0	0	0	0	0	0	0	0
35.	Total (a) .....	24,615,436	21,702,229	7,319	14,068,799	12,810,316	16,063,060	12,866,097	10,581	54,566	214,760	2,433,183	581,064
DETAILS OF WRITE-INS													
3401.	.....												
3402.	.....												
3403.	.....												
3498.	Summary of remaining write-ins for Line 34 from overflow page .....	0	0	0	0	0	0	0	0	0	0	0	0
3499.	Totals (Lines 3401 through 3403 plus 3498)(Line 34 above) .....	0	0	0	0	0	0	0	0	0	0	0	0

(a) Finance and service charges not included in Lines 1 to 35 \$ .....0  
(b) For health business on indicated lines report: Number of persons insured under PPO managed care products .....0 and number of persons insured under indemnity only products .....0 .





ANNUAL STATEMENT FOR THE YEAR 2024 OF THE AFFILIATED FM INSURANCE COMPANY

EXHIBIT OF PREMIUMS AND LOSSES (Statutory Page 14)

NAIC Group Code 0065 BUSINESS IN THE STATE OF Washington DURING THE YEAR 2024 NAIC Company Code 10014

Line of Business		Gross Premiums, Including Policy and Membership Fees, Less Return Premiums and Premiums on Policies not Taken		3  Dividends Paid or Credited to Policyholders on Direct Business	4  Direct Unearned Premium Reserves	5  Direct Losses Paid (deducting salvage)	6  Direct Losses Incurred	7  Direct Losses Unpaid	8  Direct Defense and Cost Containment Expense Paid	9  Direct Defense and Cost Containment Expense Incurred	10  Direct Defense and Cost Containment Expense Unpaid	11  Commissions and Brokerage Expenses	12  Taxes, Licenses and Fees
		1 Direct Premiums Written	2 Direct Premiums Earned										
1.	Fire .....	11,763,654	10,738,353	0	5,892,829	2,902,088	7,289,407	7,828,231	1,598	71,631	120,122	1,131,309	270,787
2.1	Allied Lines .....	19,533,540	17,814,545	0	9,896,956	10,225,493	12,114,188	5,865,246	25,359	58,577	87,263	1,884,844	451,151
2.2	Multiple Peril Crop .....	0	0	0	0	0	0	0	0	0	0	0	0
2.3	Federal Flood .....	0	0	0	0	0	0	0	0	0	0	0	0
2.4.	Private Crop .....	0	0	0	0	0	0	0	0	0	0	0	0
2.5	Private Flood .....	0	0	0	0	0	0	0	0	0	0	0	0
3.	Farmowners Multiple Peril .....	0	0	0	0	0	0	0	0	0	0	0	0
4.	Homeowners Multiple Peril .....	26,510	23,725	8,970	14,679	23,639	23,639	0	0	0	0	0	628
5.1	Commercial Multiple Peril (Non-Liability Portion) .....	0	0	0	0	0	0	0	0	0	0	0	0
5.2	Commercial Multiple Peril (Liability Portion) .....	0	0	0	0	0	0	0	0	0	0	0	0
6.	Mortgage Guaranty .....	0	0	0	0	0	0	0	0	0	0	0	0
8.	Ocean Marine .....	25,000	26,486	0	20,879	0	0	0	0	0	0	2,475	592
9.1	Inland Marine .....	8,788,769	8,234,066	0	4,458,157	468,302	(625,944)	289,401	34,169	228,339	453,486	843,688	201,943
9.2	Pet Insurance Plans .....	0	0	0	0	0	0	0	0	0	0	0	0
10.	Financial Guaranty .....	0	0	0	0	0	0	0	0	0	0	0	0
11.1	Medical Professional Liability - Occurrence .....	0	0	0	0	0	0	0	0	0	0	0	0
11.2	Medical Professional Liability - Claims-Made .....	0	0	0	0	0	0	0	0	0	0	0	0
12.	Earthquake .....	20,345,712	19,822,604	0	10,067,887	0	0	0	0	0	0	1,955,579	468,082
13.1	Comprehensive (hospital and medical) ind (b) .....	0	0	0	0	0	0	0	0	0	0	0	0
13.2	Comprehensive (hospital and medical) group (b) .....	0	0	0	0	0	0	0	0	0	0	0	0
14.	Credit A&H (Group and Individual) .....	0	0	0	0	0	0	0	0	0	0	0	0
15.1	Vision Only (b).....	0	0	0	0	0	0	0	0	0	0	0	0
15.2	Dental Only (b) .....	0	0	0	0	0	0	0	0	0	0	0	0
15.3	Disability Income (b) .....	0	0	0	0	0	0	0	0	0	0	0	0
15.4	Medicare Supplement (b) .....	0	0	0	0	0	0	0	0	0	0	0	0
15.5	Medicaid Title XIX (b) .....	0	0	0	0	0	0	0	0	0	0	0	0
15.6	Medicare Title XVIII (b).....	0	0	0	0	0	0	0	0	0	0	0	0
15.7	Long-Term Care (b) .....	0	0	0	0	0	0	0	0	0	0	0	0
15.8	Federal Employees Health Benefits Plan (b) .....	0	0	0	0	0	0	0	0	0	0	0	0
15.9	Other Health (b) .....	0	0	0	0	0	0	0	0	0	0	0	0
16.	Workers' Compensation .....	0	0	0	0	0	79,850	571,936	0	15,717	101,990	0	0
17.1	Other Liability - Occurrence .....	0	0	0	0	0	105	336	3,176	3,177	16	0	0
17.2	Other Liability - Claims-Made .....	0	0	0	0	0	0	0	0	0	0	0	0
17.3	Excess Workers' Compensation .....	0	0	0	0	0	0	0	0	0	0	0	0
18.1	Products Liability - Occurrence .....	0	0	0	0	0	0	4	0	0	1	0	0
18.2	Products Liability - Claims-Made .....	0	0	0	0	0	0	0	0	0	0	0	0
19.1	Private Passenger Auto No-Fault (Personal Injury Protection) .....	0	0	0	0	0	0	0	0	0	0	0	0
19.2	Other Private Passenger Auto Liability .....	0	0	0	0	0	0	0	0	0	0	0	0
19.3	Commercial Auto No-Fault (Personal Injury Protection) .....	0	0	0	0	0	0	0	0	0	0	0	0
19.4	Other Commercial Auto Liability .....	0	0	0	0	0	0	0	0	0	0	0	0
21.1	Private Passenger Auto Physical Damage .....	0	0	0	0	0	0	0	0	0	0	0	0
21.2	Commercial Auto Physical Damage .....	0	0	0	0	0	0	0	0	0	0	0	0
22.	Aircraft (all perils) .....	0	0	0	0	0	0	0	0	0	0	0	0
23.	Fidelity .....	0	0	0	0	0	0	0	0	0	0	0	0
24.	Surety .....	0	0	0	0	0	0	0	0	0	0	0	0
26.	Burglary and Theft .....	0	0	0	0	0	0	0	0	0	0	0	0
27.	Boiler and Machinery .....	2,334,111	2,390,430	0	1,090,552	5,400,315	3,467,838	624,018	0	(31,670)	12,218	227,528	54,460
28.	Credit .....	0	0	0	0	0	0	0	0	0	0	0	0
29.	International .....	0	0	0	0	0	0	0	0	0	0	0	0
30.	Warranty .....	0	0	0	0	0	0	0	0	0	0	0	0
31.	Reins nonproportional assumed property .....	XXX	XXX	XXX	XXX	XXX	XXX	XXX	XXX	XXX	XXX	XXX	XXX
32.	Reins nonproportional assumed liability .....	XXX	XXX	XXX	XXX	XXX	XXX	XXX	XXX	XXX	XXX	XXX	XXX
33.	Reins nonproportional assumed financial lines .....	XXX	XXX	XXX	XXX	XXX	XXX	XXX	XXX	XXX	XXX	XXX	XXX
34.	Aggregate Write-Ins for Other Lines of Business .....	0	0	0	0	0	0	0	0	0	0	0	0
35.	Total (a) .....	62,817,296	59,050,209	8,970	31,441,939	19,019,837	22,349,084	15,179,173	64,301	345,772	775,096	6,045,423	1,447,643
DETAILS OF WRITE-INS													
3401.	.....												
3402.	.....												
3403.	.....												
3498.	Summary of remaining write-ins for Line 34 from overflow page .....	0	0	0	0	0	0	0	0	0	0	0	0
3499.	Totals (Lines 3401 through 3403 plus 3498)(Line 34 above) .....	0	0	0	0	0	0	0	0	0	0	0	0

(a) Finance and service charges not included in Lines 1 to 35 \$ 0  
(b) For health business on indicated lines report: Number of persons insured under PPO managed care products 0 and number of persons insured under indemnity only products 0



ANNUAL STATEMENT FOR THE YEAR 2024 OF THE AFFILIATED FM INSURANCE COMPANY

EXHIBIT OF PREMIUMS AND LOSSES (Statutory Page 14)

NAIC Group Code 0065 BUSINESS IN THE STATE OF West Virginia DURING THE YEAR 2024 NAIC Company Code 10014

Line of Business		Gross Premiums, Including Policy and Membership Fees, Less Return Premiums and Premiums on Policies not Taken		3	4	5	6	7	8	9	10	11	12
		1	2										
		Direct Premiums Written	Direct Premiums Earned	Dividends Paid or Credited to Policyholders on Direct Business	Direct Unearned Premium Reserves	Direct Losses Paid (deducting salvage)	Direct Losses Incurred	Direct Losses Unpaid	Direct Defense and Cost Containment Expense Paid	Direct Defense and Cost Containment Expense Incurred	Direct Defense and Cost Containment Expense Unpaid	Commissions and Brokerage Expenses	Taxes, Licenses and Fees
1.	Fire .....	640,861	902,021	0	247,822	0	0	0	0	0	0	63,443	15,185
2.1	Allied Lines .....	1,070,806	1,591,622	0	449,361	0	(378,497)	0	0	(5,141)	0	106,006	25,373
2.2	Multiple Peril Crop .....	0	0	0	0	0	0	0	0	0	0	0	0
2.3	Federal Flood .....	0	0	0	0	0	0	0	0	0	0	0	0
2.4.	Private Crop .....	0	0	0	0	0	0	0	0	0	0	0	0
2.5	Private Flood .....	0	0	0	0	0	0	0	0	0	0	0	0
3.	Farmowners Multiple Peril .....	0	0	0	0	0	0	0	0	0	0	0	0
4.	Homeowners Multiple Peril .....	0	0	0	0	0	0	0	0	0	0	0	0
5.1	Commercial Multiple Peril (Non-Liability Portion) .....	0	0	0	0	0	0	0	0	0	0	0	0
5.2	Commercial Multiple Peril (Liability Portion) .....	0	0	0	0	0	0	0	0	0	0	0	0
6.	Mortgage Guaranty .....	0	0	0	0	0	0	0	0	0	0	0	0
8.	Ocean Marine .....	0	0	0	0	0	0	0	0	0	0	0	0
9.1	Inland Marine .....	395,980	473,334	0	127,373	0	0	0	0	0	0	39,201	9,383
9.2	Pet Insurance Plans .....	0	0	0	0	0	0	0	0	0	0	0	0
10.	Financial Guaranty .....	0	0	0	0	0	0	0	0	0	0	0	0
11.1	Medical Professional Liability - Occurrence .....	0	0	0	0	0	0	0	0	0	0	0	0
11.2	Medical Professional Liability - Claims-Made .....	0	0	0	0	0	0	0	0	0	0	0	0
12.	Earthquake .....	0	0	0	0	0	0	0	0	0	0	0	0
13.1	Comprehensive (hospital and medical) ind (b) .....	0	0	0	0	0	0	0	0	0	0	0	0
13.2	Comprehensive (hospital and medical) group (b) .....	0	0	0	0	0	0	0	0	0	0	0	0
14.	Credit A&H (Group and Individual) .....	0	0	0	0	0	0	0	0	0	0	0	0
15.1	Vision Only (b).....	0	0	0	0	0	0	0	0	0	0	0	0
15.2	Dental Only (b) .....	0	0	0	0	0	0	0	0	0	0	0	0
15.3	Disability Income (b) .....	0	0	0	0	0	0	0	0	0	0	0	0
15.4	Medicare Supplement (b) .....	0	0	0	0	0	0	0	0	0	0	0	0
15.5	Medicaid Title XIX (b) .....	0	0	0	0	0	0	0	0	0	0	0	0
15.6	Medicare Title XVIII (b).....	0	0	0	0	0	0	0	0	0	0	0	0
15.7	Long-Term Care (b) .....	0	0	0	0	0	0	0	0	0	0	0	0
15.8	Federal Employees Health Benefits Plan (b) .....	0	0	0	0	0	0	0	0	0	0	0	0
15.9	Other Health (b) .....	0	0	0	0	0	0	0	0	0	0	0	0
16.	Workers' Compensation .....	0	0	0	0	0	0	0	0	0	0	0	0
17.1	Other Liability - Occurrence .....	0	0	0	0	0	0	0	0	0	0	0	0
17.2	Other Liability - Claims-Made .....	0	0	0	0	0	0	0	0	0	0	0	0
17.3	Excess Workers' Compensation .....	0	0	0	0	0	0	0	0	0	0	0	0
18.1	Products Liability - Occurrence .....	0	0	0	0	0	0	0	0	0	0	0	0
18.2	Products Liability - Claims-Made .....	0	0	0	0	0	0	0	0	0	0	0	0
19.1	Private Passenger Auto No-Fault (Personal Injury Protection) .....	0	0	0	0	0	0	0	0	0	0	0	0
19.2	Other Private Passenger Auto Liability .....	0	0	0	0	0	0	0	0	0	0	0	0
19.3	Commercial Auto No-Fault (Personal Injury Protection) .....	0	0	0	0	0	0	0	0	0	0	0	0
19.4	Other Commercial Auto Liability .....	0	0	0	0	0	0	0	0	0	0	0	0
21.1	Private Passenger Auto Physical Damage .....	0	0	0	0	0	0	0	0	0	0	0	0
21.2	Commercial Auto Physical Damage .....	0	0	0	0	0	0	0	0	0	0	0	0
22.	Aircraft (all perils) .....	0	0	0	0	0	0	0	0	0	0	0	0
23.	Fidelity .....	0	0	0	0	0	0	0	0	0	0	0	0
24.	Surety .....	0	0	0	0	0	0	0	0	0	0	0	0
26.	Burglary and Theft .....	0	0	0	0	0	0	0	0	0	0	0	0
27.	Boiler and Machinery .....	191,524	235,852	0	69,882	0	0	0	0	0	0	18,960	4,538
28.	Credit .....	0	0	0	0	0	0	0	0	0	0	0	0
29.	International .....	0	0	0	0	0	0	0	0	0	0	0	0
30.	Warranty .....	0	0	0	0	0	0	0	0	0	0	0	0
31.	Reins nonproportional assumed property .....	XXX	XXX	XXX	XXX	XXX	XXX	XXX	XXX	XXX	XXX	XXX	XXX
32.	Reins nonproportional assumed liability .....	XXX	XXX	XXX	XXX	XXX	XXX	XXX	XXX	XXX	XXX	XXX	XXX
33.	Reins nonproportional assumed financial lines .....	XXX	XXX	XXX	XXX	XXX	XXX	XXX	XXX	XXX	XXX	XXX	XXX
34.	Aggregate Write-Ins for Other Lines of Business .....	0	0	0	0	0	0	0	0	0	0	0	0
35.	Total (a) .....	2,299,171	3,202,829	0	894,438	0	(378,497)	0	0	(5,141)	0	227,610	54,479
DETAILS OF WRITE-INS													
3401.	.....												
3402.	.....												
3403.	.....												
3498.	Summary of remaining write-ins for Line 34 from overflow page .....	0	0	0	0	0	0	0	0	0	0	0	0
3499.	Totals (Lines 3401 through 3403 plus 3498)(Line 34 above) .....	0	0	0	0	0	0	0	0	0	0	0	0

(a) Finance and service charges not included in Lines 1 to 35 \$ .....0  
(b) For health business on indicated lines report: Number of persons insured under PPO managed care products .....0 and number of persons insured under indemnity only products .....0 .



ANNUAL STATEMENT FOR THE YEAR 2024 OF THE AFFILIATED FM INSURANCE COMPANY

EXHIBIT OF PREMIUMS AND LOSSES (Statutory Page 14)

NAIC Group Code 0065 BUSINESS IN THE STATE OF Wisconsin DURING THE YEAR 2024 NAIC Company Code 10014

Line of Business		Gross Premiums, Including Policy and Membership Fees, Less Return Premiums and Premiums on Policies not Taken		3	4	5	6	7	8	9	10	11	12
		1	2										
		Direct Premiums Written	Direct Premiums Earned	Dividends Paid or Credited to Policyholders on Direct Business	Direct Unearned Premium Reserves	Direct Losses Paid (deducting salvage)	Direct Losses Incurred	Direct Losses Unpaid	Direct Defense and Cost Containment Expense Paid	Direct Defense and Cost Containment Expense Incurred	Direct Defense and Cost Containment Expense Unpaid	Commissions and Brokerage Expenses	Taxes, Licenses and Fees
1.	Fire .....	3,881,847	3,827,151	0	1,690,048	892,364	6,834,164	6,951,118	0	127,304	141,711	395,619	94,694
2.1	Allied Lines .....	5,784,121	6,252,034	0	2,758,324	1,410,449	1,173,530	842,359	0	(2,537)	12,122	644,265	154,209
2.2	Multiple Peril Crop .....	0	0	0	0	0	0	0	0	0	0	0	0
2.3	Federal Flood .....	0	0	0	0	0	0	0	0	0	0	0	0
2.4.	Private Crop .....	0	0	0	0	0	0	0	0	0	0	0	0
2.5	Private Flood .....	0	0	0	0	0	0	0	0	0	0	0	0
3.	Farmowners Multiple Peril .....	0	0	0	0	0	0	0	0	0	0	0	0
4.	Homeowners Multiple Peril .....	3,335	2,374	423	1,534	0	0	0	0	0	0	0	79
5.1	Commercial Multiple Peril (Non-Liability Portion) .....	0	0	0	0	0	0	0	0	0	0	0	0
5.2	Commercial Multiple Peril (Liability Portion) .....	0	0	0	0	0	0	0	0	0	0	0	0
6.	Mortgage Guaranty .....	0	0	0	0	0	0	0	0	0	0	0	0
8.	Ocean Marine .....	206,743	226,453	0	97,412	317,733	(355,422)	346,306	802	(9,247)	6,647	20,467	4,899
9.1	Inland Marine .....	2,905,377	2,886,989	0	1,223,596	358,671	799,965	582,323	0	9,562	11,504	292,963	70,123
9.2	Pet Insurance Plans .....	0	0	0	0	0	0	0	0	0	0	0	0
10.	Financial Guaranty .....	0	0	0	0	0	0	0	0	0	0	0	0
11.1	Medical Professional Liability - Occurrence .....	0	0	0	0	0	0	0	0	0	0	0	0
11.2	Medical Professional Liability - Claims-Made .....	0	0	0	0	0	0	0	0	0	0	0	0
12.	Earthquake .....	13,283	9,255	0	6,455	0	0	0	0	0	0	1,315	315
13.1	Comprehensive (hospital and medical) ind (b) .....	0	0	0	0	0	0	0	0	0	0	0	0
13.2	Comprehensive (hospital and medical) group (b) .....	0	0	0	0	0	0	0	0	0	0	0	0
14.	Credit A&H (Group and Individual) .....	0	0	0	0	0	0	0	0	0	0	0	0
15.1	Vision Only (b).....	0	0	0	0	0	0	0	0	0	0	0	0
15.2	Dental Only (b) .....	0	0	0	0	0	0	0	0	0	0	0	0
15.3	Disability Income (b) .....	0	0	0	0	0	0	0	0	0	0	0	0
15.4	Medicare Supplement (b) .....	0	0	0	0	0	0	0	0	0	0	0	0
15.5	Medicaid Title XIX (b) .....	0	0	0	0	0	0	0	0	0	0	0	0
15.6	Medicare Title XVIII (b).....	0	0	0	0	0	0	0	0	0	0	0	0
15.7	Long-Term Care (b) .....	0	0	0	0	0	0	0	0	0	0	0	0
15.8	Federal Employees Health Benefits Plan (b) .....	0	0	0	0	0	0	0	0	0	0	0	0
15.9	Other Health (b) .....	0	0	0	0	0	0	0	0	0	0	0	0
16.	Workers' Compensation .....	0	0	0	0	0	0	0	0	0	0	0	0
17.1	Other Liability - Occurrence .....	0	0	0	0	12,000,000	12,000,010	48	0	0	2	0	0
17.2	Other Liability - Claims-Made .....	0	0	0	0	0	0	0	0	0	0	0	0
17.3	Excess Workers' Compensation .....	0	0	0	0	0	0	0	0	0	0	0	0
18.1	Products Liability - Occurrence .....	0	0	0	0	6,000,000	2,276,392	1,711	539,046	(197,040)	357	0	0
18.2	Products Liability - Claims-Made .....	0	0	0	0	0	0	0	0	0	0	0	0
19.1	Private Passenger Auto No-Fault (Personal Injury Protection) .....	0	0	0	0	0	0	0	0	0	0	0	0
19.2	Other Private Passenger Auto Liability .....	0	0	0	0	0	0	0	0	0	0	0	0
19.3	Commercial Auto No-Fault (Personal Injury Protection) .....	0	0	0	0	0	0	0	0	0	0	0	0
19.4	Other Commercial Auto Liability .....	0	0	0	0	0	0	0	0	0	0	0	0
21.1	Private Passenger Auto Physical Damage .....	0	0	0	0	0	0	0	0	0	0	0	0
21.2	Commercial Auto Physical Damage .....	0	0	0	0	0	0	0	0	0	0	0	0
22.	Aircraft (all perils) .....	0	0	0	0	0	0	0	0	0	0	0	0
23.	Fidelity .....	0	0	0	0	0	0	0	0	0	0	0	0
24.	Surety .....	0	0	0	0	0	0	0	0	0	0	0	0
26.	Burglary and Theft .....	0	0	0	0	0	0	0	0	0	0	0	0
27.	Boiler and Machinery .....	1,276,155	1,273,260	0	500,826	67,423	75,936	12,597	0	177	247	129,588	31,018
28.	Credit .....	0	0	0	0	0	0	0	0	0	0	0	0
29.	International .....	0	0	0	0	0	0	0	0	0	0	0	0
30.	Warranty .....	0	0	0	0	0	0	0	0	0	0	0	0
31.	Reins nonproportional assumed property .....	XXX	XXX	XXX	XXX	XXX	XXX	XXX	XXX	XXX	XXX	XXX	XXX
32.	Reins nonproportional assumed liability .....	XXX	XXX	XXX	XXX	XXX	XXX	XXX	XXX	XXX	XXX	XXX	XXX
33.	Reins nonproportional assumed financial lines .....	XXX	XXX	XXX	XXX	XXX	XXX	XXX	XXX	XXX	XXX	XXX	XXX
34.	Aggregate Write-Ins for Other Lines of Business .....	0	0	0	0	0	0	0	0	0	0	0	0
35.	Total (a) .....	14,070,861	14,477,516	423	6,278,195	21,046,639	22,804,574	8,736,461	539,848	(71,781)	172,590	1,484,217	355,337
DETAILS OF WRITE-INS													
3401.	.....												
3402.	.....												
3403.	.....												
3498.	Summary of remaining write-ins for Line 34 from overflow page .....	0	0	0	0	0	0	0	0	0	0	0	0
3499.	Totals (Lines 3401 through 3403 plus 3498)(Line 34 above) .....	0	0	0	0	0	0	0	0	0	0	0	0

(a) Finance and service charges not included in Lines 1 to 35 \$ 0  
(b) For health business on indicated lines report: Number of persons insured under PPO managed care products 0 and number of persons insured under indemnity only products 0



ANNUAL STATEMENT FOR THE YEAR 2024 OF THE AFFILIATED FM INSURANCE COMPANY

EXHIBIT OF PREMIUMS AND LOSSES (Statutory Page 14)

NAIC Group Code 0065 BUSINESS IN THE STATE OF Wyoming DURING THE YEAR 2024 NAIC Company Code 10014

Line of Business		Gross Premiums, Including Policy and Membership Fees, Less Return Premiums and Premiums on Policies not Taken		3	4	5	6	7	8	9	10	11	12
		1	2										
		Direct Premiums Written	Direct Premiums Earned	Dividends Paid or Credited to Policyholders on Direct Business	Direct Unearned Premium Reserves	Direct Losses Paid (deducting salvage)	Direct Losses Incurred	Direct Losses Unpaid	Direct Defense and Cost Containment Expense Paid	Direct Defense and Cost Containment Expense Incurred	Direct Defense and Cost Containment Expense Unpaid	Commissions and Brokerage Expenses	Taxes, Licenses and Fees
1.	Fire .....	496,930	445,818	0	213,606	0	219,218	219,218	0	3,364	3,364	49,148	11,764
2.1	Allied Lines .....	736,349	671,787	0	323,385	281,877	232,425	120,872	0	(574)	1,739	72,829	17,432
2.2	Multiple Peril Crop .....	0	0	0	0	0	0	0	0	0	0	0	0
2.3	Federal Flood .....	0	0	0	0	0	0	0	0	0	0	0	0
2.4.	Private Crop .....	0	0	0	0	0	0	0	0	0	0	0	0
2.5	Private Flood .....	0	0	0	0	0	0	0	0	0	0	0	0
3.	Farmowners Multiple Peril .....	0	0	0	0	0	0	0	0	0	0	0	0
4.	Homeowners Multiple Peril .....	0	0	0	0	0	0	0	0	0	0	0	0
5.1	Commercial Multiple Peril (Non-Liability Portion) .....	0	0	0	0	0	0	0	0	0	0	0	0
5.2	Commercial Multiple Peril (Liability Portion) .....	0	0	0	0	0	0	0	0	0	0	0	0
6.	Mortgage Guaranty .....	0	0	0	0	0	0	0	0	0	0	0	0
8.	Ocean Marine .....	0	0	0	0	0	0	0	0	0	0	0	0
9.1	Inland Marine .....	234,621	211,014	0	105,237	0	0	0	0	0	0	23,177	5,548
9.2	Pet Insurance Plans .....	0	0	0	0	0	0	0	0	0	0	0	0
10.	Financial Guaranty .....	0	0	0	0	0	0	0	0	0	0	0	0
11.1	Medical Professional Liability - Occurrence .....	0	0	0	0	0	0	0	0	0	0	0	0
11.2	Medical Professional Liability - Claims-Made .....	0	0	0	0	0	0	0	0	0	0	0	0
12.	Earthquake .....	378,232	358,580	0	151,937	0	0	0	0	0	0	37,444	8,962
13.1	Comprehensive (hospital and medical) ind (b) .....	0	0	0	0	0	0	0	0	0	0	0	0
13.2	Comprehensive (hospital and medical) group (b) .....	0	0	0	0	0	0	0	0	0	0	0	0
14.	Credit A&H (Group and Individual) .....	0	0	0	0	0	0	0	0	0	0	0	0
15.1	Vision Only (b).....	0	0	0	0	0	0	0	0	0	0	0	0
15.2	Dental Only (b) .....	0	0	0	0	0	0	0	0	0	0	0	0
15.3	Disability Income (b) .....	0	0	0	0	0	0	0	0	0	0	0	0
15.4	Medicare Supplement (b) .....	0	0	0	0	0	0	0	0	0	0	0	0
15.5	Medicaid Title XIX (b) .....	0	0	0	0	0	0	0	0	0	0	0	0
15.6	Medicare Title XVIII (b).....	0	0	0	0	0	0	0	0	0	0	0	0
15.7	Long-Term Care (b) .....	0	0	0	0	0	0	0	0	0	0	0	0
15.8	Federal Employees Health Benefits Plan (b) .....	0	0	0	0	0	0	0	0	0	0	0	0
15.9	Other Health (b) .....	0	0	0	0	0	0	0	0	0	0	0	0
16.	Workers' Compensation .....	0	0	0	0	0	0	0	0	0	0	0	0
17.1	Other Liability - Occurrence .....	0	0	0	0	0	0	0	0	0	0	0	0
17.2	Other Liability - Claims-Made .....	0	0	0	0	0	0	0	0	0	0	0	0
17.3	Excess Workers' Compensation .....	0	0	0	0	0	0	0	0	0	0	0	0
18.1	Products Liability - Occurrence .....	0	0	0	0	0	0	0	0	0	0	0	0
18.2	Products Liability - Claims-Made .....	0	0	0	0	0	0	0	0	0	0	0	0
19.1	Private Passenger Auto No-Fault (Personal Injury Protection) .....	0	0	0	0	0	0	0	0	0	0	0	0
19.2	Other Private Passenger Auto Liability .....	0	0	0	0	0	0	0	0	0	0	0	0
19.3	Commercial Auto No-Fault (Personal Injury Protection) .....	0	0	0	0	0	0	0	0	0	0	0	0
19.4	Other Commercial Auto Liability .....	0	0	0	0	0	0	0	0	0	0	0	0
21.1	Private Passenger Auto Physical Damage .....	0	0	0	0	0	0	0	0	0	0	0	0
21.2	Commercial Auto Physical Damage .....	0	0	0	0	0	0	0	0	0	0	0	0
22.	Aircraft (all perils) .....	0	0	0	0	0	0	0	0	0	0	0	0
23.	Fidelity .....	0	0	0	0	0	0	0	0	0	0	0	0
24.	Surety .....	0	0	0	0	0	0	0	0	0	0	0	0
26.	Burglary and Theft .....	0	0	0	0	0	0	0	0	0	0	0	0
27.	Boiler and Machinery .....	168,171	155,127	0	74,550	0	0	0	0	0	0	16,588	3,970
28.	Credit .....	0	0	0	0	0	0	0	0	0	0	0	0
29.	International .....	0	0	0	0	0	0	0	0	0	0	0	0
30.	Warranty .....	0	0	0	0	0	0	0	0	0	0	0	0
31.	Reins nonproportional assumed property .....	XXX	XXX	XXX	XXX	XXX	XXX	XXX	XXX	XXX	XXX	XXX	XXX
32.	Reins nonproportional assumed liability .....	XXX	XXX	XXX	XXX	XXX	XXX	XXX	XXX	XXX	XXX	XXX	XXX
33.	Reins nonproportional assumed financial lines .....	XXX	XXX	XXX	XXX	XXX	XXX	XXX	XXX	XXX	XXX	XXX	XXX
34.	Aggregate Write-Ins for Other Lines of Business .....	0	0	0	0	0	0	0	0	0	0	0	0
35.	Total (a) .....	2,014,303	1,842,326	0	868,715	281,877	451,643	340,090	0	2,790	5,103	199,186	47,676
DETAILS OF WRITE-INS													
3401.	.....												
3402.	.....												
3403.	.....												
3498.	Summary of remaining write-ins for Line 34 from overflow page .....	0	0	0	0	0	0	0	0	0	0	0	0
3499.	Totals (Lines 3401 through 3403 plus 3498)(Line 34 above) .....	0	0	0	0	0	0	0	0	0	0	0	0

(a) Finance and service charges not included in Lines 1 to 35 \$ .....0  
(b) For health business on indicated lines report: Number of persons insured under PPO managed care products .....0 and number of persons insured under indemnity only products .....0 .



ANNUAL STATEMENT FOR THE YEAR 2024 OF THE AFFILIATED FM INSURANCE COMPANY

EXHIBIT OF PREMIUMS AND LOSSES (Statutory Page 14)

NAIC Group Code 0065 BUSINESS IN THE STATE OF American Samoa DURING THE YEAR 2024 NAIC Company Code 10014

Line of Business	Gross Premiums, Including Policy and Membership Fees, Less Return Premiums and Premiums on Policies not Taken		3	4	5	6	7	8	9	10	11	12
	1	2										
	Direct Premiums Written	Direct Premiums Earned	Dividends Paid or Credited to Policyholders on Direct Business	Direct Unearned Premium Reserves	Direct Losses Paid (deducting salvage)	Direct Losses Incurred	Direct Losses Unpaid	Direct Defense and Cost Containment Expense Paid	Direct Defense and Cost Containment Expense Incurred	Direct Defense and Cost Containment Expense Unpaid	Commissions and Brokerage Expenses	Taxes, Licenses and Fees
1. Fire .....												
2.1 Allied Lines .....												
2.2 Multiple Peril Crop .....												
2.3 Federal Flood .....												
2.4. Private Crop .....												
2.5 Private Flood .....												
3. Farmowners Multiple Peril .....												
4. Homeowners Multiple Peril .....												
5.1 Commercial Multiple Peril (Non-Liability Portion) .....												
5.2 Commercial Multiple Peril (Liability Portion) .....												
6. Mortgage Guaranty .....												
8. Ocean Marine .....												
9.1 Inland Marine .....												
9.2 Pet Insurance Plans .....												
10. Financial Guaranty .....												
11.1 Medical Professional Liability - Occurrence .....												
11.2 Medical Professional Liability - Claims-Made .....												
12. Earthquake .....												
13.1 Comprehensive (hospital and medical) ind (b) .....												
13.2 Comprehensive (hospital and medical) group (b) .....												
14. Credit A&H (Group and Individual) .....												
15.1 Vision Only (b).....												
15.2 Dental Only (b) .....												
15.3 Disability Income (b) .....												
15.4 Medicare Supplement (b) .....												
15.5 Medicaid Title XIX (b) .....												
15.6 Medicare Title XVIII (b).....												
15.7 Long-Term Care (b) .....												
15.8 Federal Employees Health Benefits Plan (b) .....												
15.9 Other Health (b) .....												
16. Workers' Compensation .....												
17.1 Other Liability - Occurrence .....												
17.2 Other Liability - Claims-Made .....												
17.3 Excess Workers' Compensation .....												
18.1 Products Liability - Occurrence .....												
18.2 Products Liability - Claims-Made .....												
19.1 Private Passenger Auto No-Fault (Personal Injury Protection) .....												
19.2 Other Private Passenger Auto Liability .....												
19.3 Commercial Auto No-Fault (Personal Injury Protection) .....												
19.4 Other Commercial Auto Liability .....												
21.1 Private Passenger Auto Physical Damage .....												
21.2 Commercial Auto Physical Damage .....												
22. Aircraft (all perils) .....												
23. Fidelity .....												
24. Surety .....												
26. Burglary and Theft .....												
27. Boiler and Machinery .....												
28. Credit .....												
29. International .....												
30. Warranty .....												
31. Reins nonproportional assumed property .....	XXX	XXX	XXX	XXX	XXX	XXX	XXX	XXX	XXX	XXX	XXX	XXX
32. Reins nonproportional assumed liability .....	XXX	XXX	XXX	XXX	XXX	XXX	XXX	XXX	XXX	XXX	XXX	XXX
33. Reins nonproportional assumed financial lines .....	XXX	XXX	XXX	XXX	XXX	XXX	XXX	XXX	XXX	XXX	XXX	XXX
34. Aggregate Write-Ins for Other Lines of Business .....												
35. Total (a) .....												
DETAILS OF WRITE-INS												
3401. ....												
3402. ....												
3403. ....												
3498. Summary of remaining write-ins for Line 34 from overflow page .....												
3499. Totals (Lines 3401 through 3403 plus 3498)(Line 34 above) .....												

(a) Finance and service charges not included in Lines 1 to 35 \$ .....  
(b) For health business on indicated lines report: Number of persons insured under PPO managed care products ..... and number of persons insured under indemnity only products .....



ANNUAL STATEMENT FOR THE YEAR 2024 OF THE AFFILIATED FM INSURANCE COMPANY

EXHIBIT OF PREMIUMS AND LOSSES (Statutory Page 14)

NAIC Group Code 0065 BUSINESS IN THE STATE OF Guam DURING THE YEAR 2024 NAIC Company Code 10014

Line of Business	Gross Premiums, Including Policy and Membership Fees, Less Return Premiums and Premiums on Policies not Taken		3	4	5	6	7	8	9	10	11	12
	1	2										
	Direct Premiums Written	Direct Premiums Earned	Dividends Paid or Credited to Policyholders on Direct Business	Direct Unearned Premium Reserves	Direct Losses Paid (deducting salvage)	Direct Losses Incurred	Direct Losses Unpaid	Direct Defense and Cost Containment Expense Paid	Direct Defense and Cost Containment Expense Incurred	Direct Defense and Cost Containment Expense Unpaid	Commissions and Brokerage Expenses	Taxes, Licenses and Fees
1. Fire .....												
2.1 Allied Lines .....												
2.2 Multiple Peril Crop .....												
2.3 Federal Flood .....												
2.4 Private Crop .....												
2.5 Private Flood .....												
3. Farmowners Multiple Peril .....												
4. Homeowners Multiple Peril .....												
5.1 Commercial Multiple Peril (Non-Liability Portion) .....												
5.2 Commercial Multiple Peril (Liability Portion) .....												
6. Mortgage Guaranty .....												
8. Ocean Marine .....												
9.1 Inland Marine .....												
9.2 Pet Insurance Plans .....												
10. Financial Guaranty .....												
11.1 Medical Professional Liability - Occurrence .....												
11.2 Medical Professional Liability - Claims-Made .....												
12. Earthquake .....												
13.1 Comprehensive (hospital and medical) ind (b) .....												
13.2 Comprehensive (hospital and medical) group (b) .....												
14. Credit A&H (Group and Individual) .....												
15.1 Vision Only (b).....												
15.2 Dental Only (b) .....												
15.3 Disability Income (b) .....												
15.4 Medicare Supplement (b) .....												
15.5 Medicaid Title XIX (b) .....												
15.6 Medicare Title XVIII (b).....												
15.7 Long-Term Care (b) .....												
15.8 Federal Employees Health Benefits Plan (b) .....												
15.9 Other Health (b) .....												
16. Workers' Compensation .....												
17.1 Other Liability - Occurrence .....												
17.2 Other Liability - Claims-Made .....												
17.3 Excess Workers' Compensation .....												
18.1 Products Liability - Occurrence .....												
18.2 Products Liability - Claims-Made .....												
19.1 Private Passenger Auto No-Fault (Personal Injury Protection) .....												
19.2 Other Private Passenger Auto Liability .....												
19.3 Commercial Auto No-Fault (Personal Injury Protection) .....												
19.4 Other Commercial Auto Liability .....												
21.1 Private Passenger Auto Physical Damage .....												
21.2 Commercial Auto Physical Damage .....												
22. Aircraft (all perils) .....												
23. Fidelity .....												
24. Surety .....												
26. Burglary and Theft .....												
27. Boiler and Machinery .....												
28. Credit .....												
29. International .....												
30. Warranty .....												
31. Reins nonproportional assumed property .....	XXX	XXX	XXX	XXX	XXX	XXX	XXX	XXX	XXX	XXX	XXX	XXX
32. Reins nonproportional assumed liability .....	XXX	XXX	XXX	XXX	XXX	XXX	XXX	XXX	XXX	XXX	XXX	XXX
33. Reins nonproportional assumed financial lines .....	XXX	XXX	XXX	XXX	XXX	XXX	XXX	XXX	XXX	XXX	XXX	XXX
34. Aggregate Write-Ins for Other Lines of Business .....												
35. Total (a) .....												
DETAILS OF WRITE-INS												
3401. ....												
3402. ....												
3403. ....												
3498. Summary of remaining write-ins for Line 34 from overflow page .....												
3499. Totals (Lines 3401 through 3403 plus 3498)(Line 34 above) .....												

(a) Finance and service charges not included in Lines 1 to 35 \$ .....  
(b) For health business on indicated lines report: Number of persons insured under PPO managed care products ..... and number of persons insured under indemnity only products .....



ANNUAL STATEMENT FOR THE YEAR 2024 OF THE AFFILIATED FM INSURANCE COMPANY

EXHIBIT OF PREMIUMS AND LOSSES (Statutory Page 14)

NAIC Group Code 0065 BUSINESS IN THE STATE OF Puerto Rico DURING THE YEAR 2024 NAIC Company Code 10014

Line of Business		Gross Premiums, Including Policy and Membership Fees, Less Return Premiums and Premiums on Policies not Taken		3	4	5	6	7	8	9	10	11	12
		1	2										
		Direct Premiums Written	Direct Premiums Earned	Dividends Paid or Credited to Policyholders on Direct Business	Direct Unearned Premium Reserves	Direct Losses Paid (deducting salvage)	Direct Losses Incurred	Direct Losses Unpaid	Direct Defense and Cost Containment Expense Paid	Direct Defense and Cost Containment Expense Incurred	Direct Defense and Cost Containment Expense Unpaid	Commissions and Brokerage Expenses	Taxes, Licenses and Fees
1.	Fire .....	27,317	26,897	0	16,098	0	0	0	0	0	0	2,705	704
2.1	Allied Lines .....	58,811	59,544	0	37,162	0	0	0	0	0	0	5,824	1,515
2.2	Multiple Peril Crop .....	0	0	0	0	0	0	0	0	0	0	0	0
2.3	Federal Flood .....	0	0	0	0	0	0	0	0	0	0	0	0
2.4	Private Crop .....	0	0	0	0	0	0	0	0	0	0	0	0
2.5	Private Flood .....	0	0	0	0	0	0	0	0	0	0	0	0
3.	Farmowners Multiple Peril .....	0	0	0	0	0	0	0	0	0	0	0	0
4.	Homeowners Multiple Peril .....	0	0	0	0	0	0	0	0	0	0	0	0
5.1	Commercial Multiple Peril (Non-Liability Portion) .....	0	0	0	0	0	0	0	0	0	0	0	0
5.2	Commercial Multiple Peril (Liability Portion) .....	0	0	0	0	0	0	0	0	0	0	0	0
6.	Mortgage Guaranty .....	0	0	0	0	0	0	0	0	0	0	0	0
8.	Ocean Marine .....	0	0	0	0	0	0	0	0	0	0	0	0
9.1	Inland Marine .....	4,431	4,894	0	2,774	0	0	0	0	0	0	439	114
9.2	Pet Insurance Plans .....	0	0	0	0	0	0	0	0	0	0	0	0
10.	Financial Guaranty .....	0	0	0	0	0	0	0	0	0	0	0	0
11.1	Medical Professional Liability - Occurrence .....	0	0	0	0	0	0	0	0	0	0	0	0
11.2	Medical Professional Liability - Claims-Made .....	0	0	0	0	0	0	0	0	0	0	0	0
12.	Earthquake .....	28,920	26,336	0	23,549	0	0	0	0	0	0	2,863	745
13.1	Comprehensive (hospital and medical) ind (b) .....	0	0	0	0	0	0	0	0	0	0	0	0
13.2	Comprehensive (hospital and medical) group (b) .....	0	0	0	0	0	0	0	0	0	0	0	0
14.	Credit A&H (Group and Individual) .....	0	0	0	0	0	0	0	0	0	0	0	0
15.1	Vision Only (b).....	0	0	0	0	0	0	0	0	0	0	0	0
15.2	Dental Only (b) .....	0	0	0	0	0	0	0	0	0	0	0	0
15.3	Disability Income (b) .....	0	0	0	0	0	0	0	0	0	0	0	0
15.4	Medicare Supplement (b) .....	0	0	0	0	0	0	0	0	0	0	0	0
15.5	Medicaid Title XIX (b) .....	0	0	0	0	0	0	0	0	0	0	0	0
15.6	Medicare Title XVIII (b).....	0	0	0	0	0	0	0	0	0	0	0	0
15.7	Long-Term Care (b) .....	0	0	0	0	0	0	0	0	0	0	0	0
15.8	Federal Employees Health Benefits Plan (b) .....	0	0	0	0	0	0	0	0	0	0	0	0
15.9	Other Health (b) .....	0	0	0	0	0	0	0	0	0	0	0	0
16.	Workers' Compensation .....	0	0	0	0	0	0	0	0	0	0	0	0
17.1	Other Liability - Occurrence .....	0	0	0	0	0	0	0	0	0	0	0	0
17.2	Other Liability - Claims-Made .....	0	0	0	0	0	0	0	0	0	0	0	0
17.3	Excess Workers' Compensation .....	0	0	0	0	0	0	0	0	0	0	0	0
18.1	Products Liability - Occurrence .....	0	0	0	0	0	0	0	0	0	0	0	0
18.2	Products Liability - Claims-Made .....	0	0	0	0	0	0	0	0	0	0	0	0
19.1	Private Passenger Auto No-Fault (Personal Injury Protection) .....	0	0	0	0	0	0	0	0	0	0	0	0
19.2	Other Private Passenger Auto Liability .....	0	0	0	0	0	0	0	0	0	0	0	0
19.3	Commercial Auto No-Fault (Personal Injury Protection) .....	0	0	0	0	0	0	0	0	0	0	0	0
19.4	Other Commercial Auto Liability .....	0	0	0	0	0	0	0	0	0	0	0	0
21.1	Private Passenger Auto Physical Damage .....	0	0	0	0	0	0	0	0	0	0	0	0
21.2	Commercial Auto Physical Damage .....	0	0	0	0	0	0	0	0	0	0	0	0
22.	Aircraft (all perils) .....	0	0	0	0	0	0	0	0	0	0	0	0
23.	Fidelity .....	0	0	0	0	0	0	0	0	0	0	0	0
24.	Surety .....	0	0	0	0	0	0	0	0	0	0	0	0
26.	Burglary and Theft .....	0	0	0	0	0	0	0	0	0	0	0	0
27.	Boiler and Machinery .....	2,864	3,092	0	1,935	0	0	0	0	0	0	284	74
28.	Credit .....	0	0	0	0	0	0	0	0	0	0	0	0
29.	International .....	0	0	0	0	0	0	0	0	0	0	0	0
30.	Warranty .....	0	0	0	0	0	0	0	0	0	0	0	0
31.	Reins nonproportional assumed property .....	XXX	XXX	XXX	XXX	XXX	XXX	XXX	XXX	XXX	XXX	XXX	XXX
32.	Reins nonproportional assumed liability .....	XXX	XXX	XXX	XXX	XXX	XXX	XXX	XXX	XXX	XXX	XXX	XXX
33.	Reins nonproportional assumed financial lines .....	XXX	XXX	XXX	XXX	XXX	XXX	XXX	XXX	XXX	XXX	XXX	XXX
34.	Aggregate Write-Ins for Other Lines of Business .....	0	0	0	0	0	0	0	0	0	0	0	0
35.	Total (a) .....	122,343	120,763	0	81,518	0	0	0	0	0	0	12,115	3,152
DETAILS OF WRITE-INS													
3401.	.....												
3402.	.....												
3403.	.....												
3498.	Summary of remaining write-ins for Line 34 from overflow page .....	0	0	0	0	0	0	0	0	0	0	0	0
3499.	Totals (Lines 3401 through 3403 plus 3498)(Line 34 above) .....	0	0	0	0	0	0	0	0	0	0	0	0

(a) Finance and service charges not included in Lines 1 to 35 \$ 0  
(b) For health business on indicated lines report: Number of persons insured under PPO managed care products 0 and number of persons insured under indemnity only products 0



ANNUAL STATEMENT FOR THE YEAR 2024 OF THE AFFILIATED FM INSURANCE COMPANY

EXHIBIT OF PREMIUMS AND LOSSES (Statutory Page 14)

NAIC Group Code 0065 BUSINESS IN THE STATE OF U.S. Virgin Islands DURING THE YEAR 2024 NAIC Company Code 10014

Line of Business	Gross Premiums, Including Policy and Membership Fees, Less Return Premiums and Premiums on Policies not Taken		3	4	5	6	7	8	9	10	11	12
	1	2										
	Direct Premiums Written	Direct Premiums Earned	Dividends Paid or Credited to Policyholders on Direct Business	Direct Unearned Premium Reserves	Direct Losses Paid (deducting salvage)	Direct Losses Incurred	Direct Losses Unpaid	Direct Defense and Cost Containment Expense Paid	Direct Defense and Cost Containment Expense Incurred	Direct Defense and Cost Containment Expense Unpaid	Commissions and Brokerage Expenses	Taxes, Licenses and Fees
1. Fire .....												
2.1 Allied Lines .....												
2.2 Multiple Peril Crop .....												
2.3 Federal Flood .....												
2.4. Private Crop .....												
2.5 Private Flood .....												
3. Farmowners Multiple Peril .....												
4. Homeowners Multiple Peril .....												
5.1 Commercial Multiple Peril (Non-Liability Portion) .....												
5.2 Commercial Multiple Peril (Liability Portion) .....												
6. Mortgage Guaranty .....												
8. Ocean Marine .....												
9.1 Inland Marine .....												
9.2 Pet Insurance Plans .....												
10. Financial Guaranty .....												
11.1 Medical Professional Liability - Occurrence .....												
11.2 Medical Professional Liability - Claims-Made .....												
12. Earthquake .....												
13.1 Comprehensive (hospital and medical) ind (b) .....												
13.2 Comprehensive (hospital and medical) group (b) .....												
14. Credit A&H (Group and Individual) .....												
15.1 Vision Only (b).....												
15.2 Dental Only (b) .....												
15.3 Disability Income (b) .....												
15.4 Medicare Supplement (b) .....												
15.5 Medicaid Title XIX (b) .....												
15.6 Medicare Title XVIII (b).....												
15.7 Long-Term Care (b) .....												
15.8 Federal Employees Health Benefits Plan (b) .....												
15.9 Other Health (b) .....												
16. Workers' Compensation .....												
17.1 Other Liability - Occurrence .....												
17.2 Other Liability - Claims-Made .....												
17.3 Excess Workers' Compensation .....												
18.1 Products Liability - Occurrence .....												
18.2 Products Liability - Claims-Made .....												
19.1 Private Passenger Auto No-Fault (Personal Injury Protection) .....												
19.2 Other Private Passenger Auto Liability .....												
19.3 Commercial Auto No-Fault (Personal Injury Protection) .....												
19.4 Other Commercial Auto Liability .....												
21.1 Private Passenger Auto Physical Damage .....												
21.2 Commercial Auto Physical Damage .....												
22. Aircraft (all perils) .....												
23. Fidelity .....												
24. Surety .....												
26. Burglary and Theft .....												
27. Boiler and Machinery .....												
28. Credit .....												
29. International .....												
30. Warranty .....												
31. Reins nonproportional assumed property .....	XXX	XXX	XXX	XXX	XXX	XXX	XXX	XXX	XXX	XXX	XXX	XXX
32. Reins nonproportional assumed liability .....	XXX	XXX	XXX	XXX	XXX	XXX	XXX	XXX	XXX	XXX	XXX	XXX
33. Reins nonproportional assumed financial lines .....	XXX	XXX	XXX	XXX	XXX	XXX	XXX	XXX	XXX	XXX	XXX	XXX
34. Aggregate Write-Ins for Other Lines of Business .....												
35. Total (a) .....												
DETAILS OF WRITE-INS												
3401. ....												
3402. ....												
3403. ....												
3498. Summary of remaining write-ins for Line 34 from overflow page .....												
3499. Totals (Lines 3401 through 3403 plus 3498)(Line 34 above) .....												

(a) Finance and service charges not included in Lines 1 to 35 \$ .....  
(b) For health business on indicated lines report: Number of persons insured under PPO managed care products ..... and number of persons insured under indemnity only products .....





ANNUAL STATEMENT FOR THE YEAR 2024 OF THE AFFILIATED FM INSURANCE COMPANY

EXHIBIT OF PREMIUMS AND LOSSES (Statutory Page 14)

NAIC Group Code 0065 BUSINESS IN THE STATE OF Northern Mariana Islands DURING THE YEAR 2024 NAIC Company Code 10014

Line of Business	Gross Premiums, Including Policy and Membership Fees, Less Return Premiums and Premiums on Policies not Taken		3	4	5	6	7	8	9	10	11	12
	1	2										
	Direct Premiums Written	Direct Premiums Earned	Dividends Paid or Credited to Policyholders on Direct Business	Direct Unearned Premium Reserves	Direct Losses Paid (deducting salvage)	Direct Losses Incurred	Direct Losses Unpaid	Direct Defense and Cost Containment Expense Paid	Direct Defense and Cost Containment Expense Incurred	Direct Defense and Cost Containment Expense Unpaid	Commissions and Brokerage Expenses	Taxes, Licenses and Fees
1. Fire .....												
2.1 Allied Lines .....												
2.2 Multiple Peril Crop .....												
2.3 Federal Flood .....												
2.4. Private Crop .....												
2.5 Private Flood .....												
3. Farmowners Multiple Peril .....												
4. Homeowners Multiple Peril .....												
5.1 Commercial Multiple Peril (Non-Liability Portion) .....												
5.2 Commercial Multiple Peril (Liability Portion) .....												
6. Mortgage Guaranty .....												
8. Ocean Marine .....												
9.1 Inland Marine .....												
9.2 Pet Insurance Plans .....												
10. Financial Guaranty .....												
11.1 Medical Professional Liability - Occurrence .....												
11.2 Medical Professional Liability - Claims-Made .....												
12. Earthquake .....												
13.1 Comprehensive (hospital and medical) ind (b) .....												
13.2 Comprehensive (hospital and medical) group (b) .....												
14. Credit A&H (Group and Individual) .....												
15.1 Vision Only (b).....												
15.2 Dental Only (b) .....												
15.3 Disability Income (b) .....												
15.4 Medicare Supplement (b) .....												
15.5 Medicaid Title XIX (b) .....												
15.6 Medicare Title XVIII (b).....												
15.7 Long-Term Care (b) .....												
15.8 Federal Employees Health Benefits Plan (b) .....												
15.9 Other Health (b) .....												
16. Workers' Compensation .....												
17.1 Other Liability - Occurrence .....												
17.2 Other Liability - Claims-Made .....												
17.3 Excess Workers' Compensation .....												
18.1 Products Liability - Occurrence .....												
18.2 Products Liability - Claims-Made .....												
19.1 Private Passenger Auto No-Fault (Personal Injury Protection) .....												
19.2 Other Private Passenger Auto Liability .....												
19.3 Commercial Auto No-Fault (Personal Injury Protection) .....												
19.4 Other Commercial Auto Liability .....												
21.1 Private Passenger Auto Physical Damage .....												
21.2 Commercial Auto Physical Damage .....												
22. Aircraft (all perils) .....												
23. Fidelity .....												
24. Surety .....												
26. Burglary and Theft .....												
27. Boiler and Machinery .....												
28. Credit .....												
29. International .....												
30. Warranty .....												
31. Reins nonproportional assumed property .....	XXX	XXX	XXX	XXX	XXX	XXX	XXX	XXX	XXX	XXX	XXX	XXX
32. Reins nonproportional assumed liability .....	XXX	XXX	XXX	XXX	XXX	XXX	XXX	XXX	XXX	XXX	XXX	XXX
33. Reins nonproportional assumed financial lines .....	XXX	XXX	XXX	XXX	XXX	XXX	XXX	XXX	XXX	XXX	XXX	XXX
34. Aggregate Write-Ins for Other Lines of Business .....												
35. Total (a) .....												
DETAILS OF WRITE-INS												
3401. ....												
3402. ....												
3403. ....												
3498. Summary of remaining write-ins for Line 34 from overflow page .....												
3499. Totals (Lines 3401 through 3403 plus 3498)(Line 34 above) .....												

(a) Finance and service charges not included in Lines 1 to 35 \$ .....  
(b) For health business on indicated lines report: Number of persons insured under PPO managed care products ..... and number of persons insured under indemnity only products .....



ANNUAL STATEMENT FOR THE YEAR 2024 OF THE AFFILIATED FM INSURANCE COMPANY

EXHIBIT OF PREMIUMS AND LOSSES (Statutory Page 14)

NAIC Group Code 0065 BUSINESS IN THE STATE OF Canada DURING THE YEAR 2024 NAIC Company Code 10014

Line of Business		Gross Premiums, Including Policy and Membership Fees, Less Return Premiums and Premiums on Policies not Taken		3	4	5	6	7	8	9	10	11	12
		1 Direct Premiums Written	2 Direct Premiums Earned										
1.	Fire .....	67,790,621	67,331,924	0	35,251,274	30,834,313	46,428,324	45,960,545	28,646	328,380	794,670	6,543,758	2,706,615
2.1	Allied Lines .....	112,859,682	109,880,559	0	59,675,293	30,033,445	44,372,447	40,703,276	(13,730)	246,439	663,343	10,904,131	4,510,143
2.2	Multiple Peril Crop .....	0	0	0	0	0	0	0	0	0	0	0	0
2.3	Federal Flood .....	0	0	0	0	0	0	0	0	0	0	0	0
2.4.	Private Crop .....	0	0	0	0	0	0	0	0	0	0	0	0
2.5	Private Flood .....	0	0	0	0	0	0	0	0	0	0	0	0
3.	Farmowners Multiple Peril .....	0	0	0	0	0	0	0	0	0	0	0	0
4.	Homeowners Multiple Peril .....	32,730	32,370	7,354	20,581	0	0	0	0	0	0	0	1,317
5.1	Commercial Multiple Peril (Non-Liability Portion) .....	0	0	0	0	(52,400)	(191,060)	164,000	764	(539)	3,780	0	0
5.2	Commercial Multiple Peril (Liability Portion) .....	0	0	0	0	0	0	0	0	0	0	0	0
6.	Mortgage Guaranty .....	0	0	0	0	0	0	0	0	0	0	0	0
8.	Ocean Marine .....	393,054	358,575	0	197,172	62,398	54,184	1,335,894	0	2,161	24,725	38,291	15,836
9.1	Inland Marine .....	48,804,522	47,627,788	0	25,256,728	2,119,354	2,602,259	3,144,746	525	30,329	65,851	4,638,472	1,918,557
9.2	Pet Insurance Plans .....	0	0	0	0	0	0	0	0	0	0	0	0
10.	Financial Guaranty .....	0	0	0	0	0	0	0	0	0	0	0	0
11.1	Medical Professional Liability - Occurrence .....	0	0	0	0	0	0	0	0	0	0	0	0
11.2	Medical Professional Liability - Claims-Made .....	0	0	0	0	0	0	0	0	0	0	0	0
12.	Earthquake .....	27,818,952	29,595,412	0	13,671,358	0	0	0	0	0	0	2,705,906	1,119,215
13.1	Comprehensive (hospital and medical) ind (b) .....	0	0	0	0	0	0	0	0	0	0	0	0
13.2	Comprehensive (hospital and medical) group (b) .....	0	0	0	0	0	0	0	0	0	0	0	0
14.	Credit A&H (Group and Individual) .....	0	0	0	0	0	0	0	0	0	0	0	0
15.1	Vision Only (b).....	0	0	0	0	0	0	0	0	0	0	0	0
15.2	Dental Only (b) .....	0	0	0	0	0	0	0	0	0	0	0	0
15.3	Disability Income (b) .....	0	0	0	0	0	0	0	0	0	0	0	0
15.4	Medicare Supplement (b) .....	0	0	0	0	0	0	0	0	0	0	0	0
15.5	Medicaid Title XIX (b) .....	0	0	0	0	0	0	0	0	0	0	0	0
15.6	Medicare Title XVIII (b).....	0	0	0	0	0	0	0	0	0	0	0	0
15.7	Long-Term Care (b) .....	0	0	0	0	0	0	0	0	0	0	0	0
15.8	Federal Employees Health Benefits Plan (b) .....	0	0	0	0	0	0	0	0	0	0	0	0
15.9	Other Health (b) .....	0	0	0	0	0	0	0	0	0	0	0	0
16.	Workers' Compensation .....	0	0	0	0	0	0	0	0	0	0	0	0
17.1	Other Liability - Occurrence .....	0	0	0	0	0	0	3	0	0	2	0	0
17.2	Other Liability - Claims-Made .....	0	0	0	0	0	0	0	0	0	0	0	0
17.3	Excess Workers' Compensation .....	0	0	0	0	0	0	0	0	0	0	0	0
18.1	Products Liability - Occurrence .....	0	0	0	0	0	0	2	0	0	2	0	0
18.2	Products Liability - Claims-Made .....	0	0	0	0	0	0	0	0	0	0	0	0
19.1	Private Passenger Auto No-Fault (Personal Injury Protection) .....	0	0	0	0	0	0	0	0	0	0	0	0
19.2	Other Private Passenger Auto Liability .....	0	0	0	0	0	0	0	0	0	0	0	0
19.3	Commercial Auto No-Fault (Personal Injury Protection) .....	0	0	0	0	0	0	0	0	0	0	0	0
19.4	Other Commercial Auto Liability .....	0	0	0	0	0	0	0	0	0	0	0	0
21.1	Private Passenger Auto Physical Damage .....	0	0	0	0	0	0	0	0	0	0	0	0
21.2	Commercial Auto Physical Damage .....	0	0	0	0	0	0	0	0	0	0	0	0
22.	Aircraft (all perils) .....	0	0	0	0	0	0	0	0	0	0	0	0
23.	Fidelity .....	0	0	0	0	0	0	0	0	0	0	0	0
24.	Surety .....	0	0	0	0	0	0	0	0	0	0	0	0
26.	Burglary and Theft .....	0	0	0	0	0	0	0	0	0	0	0	0
27.	Boiler and Machinery .....	12,638,063	13,168,917	0	6,141,755	3,716,782	6,101,517	5,139,524	0	72,826	124,706	1,233,421	510,170
28.	Credit .....	0	0	0	0	0	0	0	0	0	0	0	0
29.	International .....	0	0	0	0	0	0	0	0	0	0	0	0
30.	Warranty .....	0	0	0	0	0	0	0	0	0	0	0	0
31.	Reins nonproportional assumed property .....	XXX	XXX	XXX	XXX	XXX	XXX	XXX	XXX	XXX	XXX	XXX	XXX
32.	Reins nonproportional assumed liability .....	XXX	XXX	XXX	XXX	XXX	XXX	XXX	XXX	XXX	XXX	XXX	XXX
33.	Reins nonproportional assumed financial lines .....	XXX	XXX	XXX	XXX	XXX	XXX	XXX	XXX	XXX	XXX	XXX	XXX
34.	Aggregate Write-Ins for Other Lines of Business .....	0	0	0	0	0	0	0	0	0	0	0	0
35.	Total (a) .....	270,337,624	267,995,545	7,354	140,214,161	66,713,892	99,367,671	96,447,990	16,205	679,596	1,677,078	26,063,979	10,781,853
DETAILS OF WRITE-INS													
3401.	.....												
3402.	.....												
3403.	.....												
3498.	Summary of remaining write-ins for Line 34 from overflow page .....	0	0	0	0	0	0	0	0	0	0	0	0
3499.	Totals (Lines 3401 through 3403 plus 3498)(Line 34 above) .....	0	0	0	0	0	0	0	0	0	0	0	0

(a) Finance and service charges not included in Lines 1 to 35 \$ .....0  
(b) For health business on indicated lines report: Number of persons insured under PPO managed care products .....0 and number of persons insured under indemnity only products .....0 .



ANNUAL STATEMENT FOR THE YEAR 2024 OF THE AFFILIATED FM INSURANCE COMPANY

EXHIBIT OF PREMIUMS AND LOSSES (Statutory Page 14)

NAIC Group Code 0065 BUSINESS IN THE STATE OF Other Aliens DURING THE YEAR 2024 NAIC Company Code 10014

Line of Business		Gross Premiums, Including Policy and Membership Fees, Less Return Premiums and Premiums on Policies not Taken		3  Dividends Paid or Credited to Policyholders on Direct Business	4  Direct Unearned Premium Reserves	5  Direct Losses Paid (deducting salvage)	6  Direct Losses Incurred	7  Direct Losses Unpaid	8  Direct Defense and Cost Containment Expense Paid	9  Direct Defense and Cost Containment Expense Incurred	10  Direct Defense and Cost Containment Expense Unpaid	11  Commissions and Brokerage Expenses	12  Taxes, Licenses and Fees
		1 Direct Premiums Written	2 Direct Premiums Earned										
1.	Fire .....	105,603	94,156	0	62,405	0	0	0	0	0	0	0	0
2.1	Allied Lines .....	155,931	137,774	0	91,493	0	0	0	0	0	0	0	0
2.2	Multiple Peril Crop .....	0	0	0	0	0	0	0	0	0	0	0	0
2.3	Federal Flood .....	0	0	0	0	0	0	0	0	0	0	0	0
2.4	Private Crop .....	0	0	0	0	0	0	0	0	0	0	0	0
2.5	Private Flood .....	0	0	0	0	0	0	0	0	0	0	0	0
3.	Farmowners Multiple Peril .....	0	0	0	0	0	0	0	0	0	0	0	0
4.	Homeowners Multiple Peril .....	0	0	0	0	0	0	0	0	0	0	0	0
5.1	Commercial Multiple Peril (Non-Liability Portion) .....	0	0	0	0	0	0	0	0	0	0	0	0
5.2	Commercial Multiple Peril (Liability Portion) .....	0	0	0	0	0	0	0	0	0	0	0	0
6.	Mortgage Guaranty .....	0	0	0	0	0	0	0	0	0	0	0	0
8.	Ocean Marine .....	197,440	196,918	0	527	74,006	194,877	392,637	0	2,978	8,201	0	0
9.1	Inland Marine .....	193,553	187,377	0	79,614	0	0	0	0	207,000	447,000	0	0
9.2	Pet Insurance Plans .....	0	0	0	0	0	0	0	0	0	0	0	0
10.	Financial Guaranty .....	0	0	0	0	0	0	0	0	0	0	0	0
11.1	Medical Professional Liability - Occurrence .....	0	0	0	0	0	0	0	0	0	0	0	0
11.2	Medical Professional Liability - Claims-Made .....	0	0	0	0	0	0	0	0	0	0	0	0
12.	Earthquake .....	15,006	8,800	0	6,207	0	0	0	0	0	0	0	0
13.1	Comprehensive (hospital and medical) ind (b) .....	0	0	0	0	0	0	0	0	0	0	0	0
13.2	Comprehensive (hospital and medical) group (b) .....	0	0	0	0	0	0	0	0	0	0	0	0
14.	Credit A&H (Group and Individual) .....	0	0	0	0	0	0	0	0	0	0	0	0
15.1	Vision Only (b).....	0	0	0	0	0	0	0	0	0	0	0	0
15.2	Dental Only (b) .....	0	0	0	0	0	0	0	0	0	0	0	0
15.3	Disability Income (b) .....	0	0	0	0	0	0	0	0	0	0	0	0
15.4	Medicare Supplement (b) .....	0	0	0	0	0	0	0	0	0	0	0	0
15.5	Medicaid Title XIX (b) .....	0	0	0	0	0	0	0	0	0	0	0	0
15.6	Medicare Title XVIII (b).....	0	0	0	0	0	0	0	0	0	0	0	0
15.7	Long-Term Care (b) .....	0	0	0	0	0	0	0	0	0	0	0	0
15.8	Federal Employees Health Benefits Plan (b) .....	0	0	0	0	0	0	0	0	0	0	0	0
15.9	Other Health (b) .....	0	0	0	0	0	0	0	0	0	0	0	0
16.	Workers' Compensation .....	0	0	0	0	0	0	0	0	0	0	0	0
17.1	Other Liability - Occurrence .....	0	0	0	0	0	0	0	0	0	0	0	0
17.2	Other Liability - Claims-Made .....	0	0	0	0	0	0	0	0	0	0	0	0
17.3	Excess Workers' Compensation .....	0	0	0	0	0	0	0	0	0	0	0	0
18.1	Products Liability - Occurrence .....	0	0	0	0	0	0	0	0	0	0	0	0
18.2	Products Liability - Claims-Made .....	0	0	0	0	0	0	0	0	0	0	0	0
19.1	Private Passenger Auto No-Fault (Personal Injury Protection) .....	0	0	0	0	0	0	0	0	0	0	0	0
19.2	Other Private Passenger Auto Liability .....	0	0	0	0	0	0	0	0	0	0	0	0
19.3	Commercial Auto No-Fault (Personal Injury Protection) .....	0	0	0	0	0	0	0	0	0	0	0	0
19.4	Other Commercial Auto Liability .....	0	0	0	0	0	0	0	0	0	0	0	0
21.1	Private Passenger Auto Physical Damage .....	0	0	0	0	0	0	0	0	0	0	0	0
21.2	Commercial Auto Physical Damage .....	0	0	0	0	0	0	0	0	0	0	0	0
22.	Aircraft (all perils) .....	0	0	0	0	0	0	0	0	0	0	0	0
23.	Fidelity .....	0	0	0	0	0	0	0	0	0	0	0	0
24.	Surety .....	0	0	0	0	0	0	0	0	0	0	0	0
26.	Burglary and Theft .....	0	0	0	0	0	0	0	0	0	0	0	0
27.	Boiler and Machinery .....	63,556	58,686	0	41,296	0	0	0	0	0	0	0	0
28.	Credit .....	0	0	0	0	0	0	0	0	0	0	0	0
29.	International .....	0	0	0	0	0	0	0	0	0	0	0	0
30.	Warranty .....	0	0	0	0	0	0	0	0	0	0	0	0
31.	Reins nonproportional assumed property .....	XXX	XXX	XXX	XXX	XXX	XXX	XXX	XXX	XXX	XXX	XXX	XXX
32.	Reins nonproportional assumed liability .....	XXX	XXX	XXX	XXX	XXX	XXX	XXX	XXX	XXX	XXX	XXX	XXX
33.	Reins nonproportional assumed financial lines .....	XXX	XXX	XXX	XXX	XXX	XXX	XXX	XXX	XXX	XXX	XXX	XXX
34.	Aggregate Write-Ins for Other Lines of Business .....	0	0	0	0	0	0	0	0	0	0	0	0
35.	Total (a) .....	731,089	683,711	0	281,542	74,006	194,877	392,637	0	209,978	455,201	0	0
DETAILS OF WRITE-INS													
3401.	.....												
3402.	.....												
3403.	.....												
3498.	Summary of remaining write-ins for Line 34 from overflow page .....	0	0	0	0	0	0	0	0	0	0	0	0
3499.	Totals (Lines 3401 through 3403 plus 3498)(Line 34 above) .....	0	0	0	0	0	0	0	0	0	0	0	0

(a) Finance and service charges not included in Lines 1 to 35 \$ 0  
(b) For health business on indicated lines report: Number of persons insured under PPO managed care products 0 and number of persons insured under indemnity only products 0



ANNUAL STATEMENT FOR THE YEAR 2024 OF THE AFFILIATED FM INSURANCE COMPANY

EXHIBIT OF PREMIUMS AND LOSSES (Statutory Page 14)

NAIC Group Code 0065

BUSINESS IN THE STATE OF Grand Total

DURING THE YEAR 2024

NAIC Company Code 10014

Line of Business		Gross Premiums, Including Policy and Membership Fees, Less Return Premiums and Premiums on Policies not Taken		3	4	5	6	7	8	9	10	11	12
		1	2										
		Direct Premiums Written	Direct Premiums Earned	Dividends Paid or Credited to Policyholders on Direct Business	Direct Unearned Premium Reserves	Direct Losses Paid (deducting salvage)	Direct Losses Incurred	Direct Losses Unpaid	Direct Defense and Cost Containment Expense Paid	Direct Defense and Cost Containment Expense Incurred	Direct Defense and Cost Containment Expense Unpaid	Commissions and Brokerage Expenses	Taxes, Licenses and Fees
1.	Fire .....	438,510,643	424,155,868	0	223,685,082	179,816,843	134,792,891	135,007,620	673,417	53,091	2,475,551	44,425,448	11,366,822
2.1	Allied Lines .....	659,504,109	642,053,617	0	333,779,082	324,797,629	352,359,681	284,821,553	3,845,679	4,599,549	4,618,350	65,175,126	17,562,737
2.2	Multiple Peril Crop .....	0	0	0	0	0	0	0	0	0	0	0	0
2.3	Federal Flood .....	0	0	0	0	0	0	0	0	0	0	0	0
2.4	Private Crop .....	0	0	0	0	0	0	0	0	0	0	0	0
2.5	Private Flood .....	0	0	0	0	0	0	0	0	0	0	0	0
3.	Farmowners Multiple Peril .....	0	0	0	0	0	0	0	0	0	0	0	0
4.	Homeowners Multiple Peril .....	2,777,357	2,585,701	695,547	1,479,350	1,050,517	847,711	184,193	0	0	0	0	66,723
5.1	Commercial Multiple Peril (Non-Liability Portion) .....	0	0	0	0	5,819,110	(1,300,658)	164,000	764	(121,456)	3,780	0	0
5.2	Commercial Multiple Peril (Liability Portion) .....	0	0	0	0	0	0	0	0	0	0	0	0
6.	Mortgage Guaranty .....	0	0	0	0	0	0	0	0	0	0	0	0
8.	Ocean Marine .....	29,683,016	29,507,947	0	13,453,955	24,400,254	29,169,748	40,640,047	157,312	306,652	745,740	2,918,341	706,707
9.1	Inland Marine .....	269,920,478	260,541,231	0	135,634,887	45,912,302	42,394,563	45,633,553	2,696,343	1,784,793	3,619,410	26,475,778	7,172,563
9.2	Pet Insurance Plans .....	0	0	0	0	0	0	0	0	0	0	0	0
10.	Financial Guaranty .....	0	0	0	0	0	0	0	0	0	0	0	0
11.1	Medical Professional Liability - Occurrence .....	0	0	0	0	0	0	0	0	0	0	0	0
11.2	Medical Professional Liability - Claims-Made .....	0	0	0	0	0	0	0	0	0	0	0	0
12.	Earthquake .....	138,077,341	135,406,060	0	69,408,320	0	0	0	0	0	0	13,203,862	3,634,954
13.1	Comprehensive (hospital and medical) ind (b) .....	0	0	0	0	0	0	0	0	0	0	0	0
13.2	Comprehensive (hospital and medical) group (b) .....	0	0	0	0	0	0	0	0	0	0	0	0
14.	Credit A&H (Group and Individual) .....	0	0	0	0	0	0	0	0	0	0	0	0
15.1	Vision Only (b).....	0	0	0	0	0	0	0	0	0	0	0	0
15.2	Dental Only (b) .....	0	0	0	0	0	0	0	0	0	0	0	0
15.3	Disability Income (b) .....	0	0	0	0	0	0	0	0	0	0	0	0
15.4	Medicare Supplement (b) .....	0	0	0	0	0	0	0	0	0	0	0	0
15.5	Medicaid Title XIX (b) .....	0	0	0	0	0	0	0	0	0	0	0	0
15.6	Medicare Title XVIII (b).....	0	0	0	0	0	0	0	0	0	0	0	0
15.7	Long-Term Care (b) .....	0	0	0	0	0	0	0	0	0	0	0	0
15.8	Federal Employees Health Benefits Plan (b) .....	0	0	0	0	0	0	0	0	0	0	0	0
15.9	Other Health (b) .....	0	0	0	0	0	0	0	0	0	0	0	0
16.	Workers' Compensation .....	0	0	0	0	150,651	0	5,607,387	9,572	0	999,928	0	0
17.1	Other Liability - Occurrence .....	0	0	0	0	12,280,348	37,500,000	143,726,551	535,803	0	6,756,901	0	0
17.2	Other Liability - Claims-Made .....	0	0	0	0	0	0	0	0	0	0	0	0
17.3	Excess Workers' Compensation .....	0	0	0	0	0	0	0	0	0	0	0	0
18.1	Products Liability - Occurrence .....	0	0	0	0	11,366,702	0	105,991,053	1,113,925	0	22,086,013	0	0
18.2	Products Liability - Claims-Made .....	0	0	0	0	0	0	0	0	0	0	0	0
19.1	Private Passenger Auto No-Fault (Personal Injury Protection) .....	0	0	0	0	0	0	0	0	0	0	0	0
19.2	Other Private Passenger Auto Liability .....	0	0	0	0	0	0	0	0	0	0	0	0
19.3	Commercial Auto No-Fault (Personal Injury Protection) .....	0	0	0	0	0	0	0	0	0	0	0	0
19.4	Other Commercial Auto Liability .....	0	0	0	0	0	0	0	0	0	0	0	0
21.1	Private Passenger Auto Physical Damage .....	0	0	0	0	0	0	0	0	0	0	0	0
21.2	Commercial Auto Physical Damage .....	0	0	0	0	0	0	0	0	0	0	0	0
22.	Aircraft (all perils) .....	0	0	0	0	0	0	0	0	0	0	0	0
23.	Fidelity .....	0	0	0	0	99,322	257,569	158,247	0	0	0	0	0
24.	Surety .....	0	0	0	0	0	0	0	0	0	0	0	0
26.	Burglary and Theft .....	0	0	0	0	0	0	0	0	0	0	0	0
27.	Boiler and Machinery .....	75,266,738	76,561,378	0	37,088,380	42,435,575	43,933,834	32,006,934	129,901	337,351	685,530	7,482,153	2,013,357
28.	Credit .....	0	0	0	0	0	0	0	0	0	0	0	0
29.	International .....	0	0	0	0	0	0	0	0	0	0	0	0
30.	Warranty .....	0	0	0	0	0	0	0	0	0	0	0	0
31.	Reins nonproportional assumed property .....	XXX	XXX	XXX	XXX	XXX	XXX	XXX	XXX	XXX	XXX	XXX	XXX
32.	Reins nonproportional assumed liability .....	XXX	XXX	XXX	XXX	XXX	XXX	XXX	XXX	XXX	XXX	XXX	XXX
33.	Reins nonproportional assumed financial lines .....	XXX	XXX	XXX	XXX	XXX	XXX	XXX	XXX	XXX	XXX	XXX	XXX
34.	Aggregate Write-Ins for Other Lines of Business .....	0	0	0	0	0	0	0	0	0	0	0	0
35.	Total (a) .....	1,613,739,682	1,570,811,802	695,547	814,529,056	648,129,254	639,955,338	793,941,139	9,162,715	6,959,979	41,991,202	159,680,708	42,523,863
DETAILS OF WRITE-INS													
3401.	.....												
3402.	.....												
3403.	.....												
3498.	Summary of remaining write-ins for Line 34 from overflow page .....	0	0	0	0	0	0	0	0	0	0	0	0
3499.	Totals (Lines 3401 through 3403 plus 3498)(Line 34 above) .....	0	0	0	0	0	0	0	0	0	0	0	0

(a) Finance and service charges not included in Lines 1 to 35 \$ .....0  
(b) For health business on indicated lines report: Number of persons insured under PPO managed care products .....0 and number of persons insured under indemnity only products .....0 .

ANNUAL STATEMENT FOR THE YEAR 2024 OF THE AFFILIATED FM INSURANCE COMPANY

SCHEDULE F - PART 1

Assumed Reinsurance as of December 31, Current Year (\$000 Omitted)

1	2	3	4	5	Reinsurance On		8	9	10	11	12	13	14	15
					6	7								
ID Number	NAIC Com- pany Code	Name of Reinsured	Domiciliary Jurisdiction	Assumed Premium	Paid Losses and Loss Adjustment Expenses	Known Case Losses and LAE	Cols. 6 + 7	Contingent Commissions Payable	Assumed Premiums Receivable	Unearned Premium	Funds Held By or Deposited With Reinsured Companies	Letters of Credit Posted	Amount of Assets Pledged or Compensating Balances to Secure Letters of Credit	Amount of Assets Pledged or Collateral Held in Trust
05-0316605	.21482	FACTORY MUTUAL INSURANCE COMPANY	RI	71,575	42,907	23,240	66,147	0	19,649	5,117	0	0	0	0
0399999		Affiliates - U.S. Non-Pool - Other		71,575	42,907	23,240	66,147	0	19,649	5,117	0	0	0	0
0499999		Total - U.S. Non-Pool		71,575	42,907	23,240	66,147	0	19,649	5,117	0	0	0	0
AA-2730043	.00000	FM GLOBAL de MEXICO S.A. de C.V.	MEX	4,145	303	262	565	0	5,037	1,632	0	0	0	0
AA-1120610	.00000	FM INSURANCE COMPANY LIMITED	GBR	0	0	66	66	0	0	0	0	0	0	0
0699999		Affiliates - Other (Non-U.S.) - Other		4,145	303	328	631	0	5,037	1,632	0	0	0	0
0799999		Total - Other (Non-U.S.)		4,145	303	328	631	0	5,037	1,632	0	0	0	0
0899999		Total - Affiliates		75,720	43,210	23,568	66,778	0	24,686	6,749	0	0	0	0
95-2801326	.22179	REPUBLIC INDEMNITY CO OF AMERICA	CA	0	0	39	39	0	0	0	0	0	0	0
31-4423946	.10952	TRANSAMERICA CASUALTY INS CO	IA	0	0	22	22	0	0	0	0	0	0	0
0999999		Total Other U.S. Unaffiliated Insurers		0	0	61	61	0	0	0	0	0	0	0
AA-9991300	.00000	ALABAMA BEACH PLAN	AL	118	124	4	128	0	417	78	0	0	0	0
AA-9991202	.00000	CONNECTICUT FAIR PLAN	CT	6	4	1	5	0	8	2	0	0	0	0
AA-9991203	.00000	DELAWARE FAIR PLAN	PA	2	(1)	0	(1)	0	2	1	0	0	0	0
AA-9991204	.00000	DISTRICT OF COLUMBIA FAIR PLAN	DC	3	(59)	0	(59)	0	0	2	0	0	0	0
42-0941910	.15775	IOWA FAIR PLAN	IA	2	5	0	5	0	7	1	0	0	0	0
AA-9991209	.00000	KANSAS FAIR PLAN	KS	2	1	0	1	0	3	1	0	0	0	0
AA-9991212	.00000	MARYLAND JOINT INSURANCE ASSOCIATION	MD	5	(8)	1	(7)	0	2	3	0	0	0	0
AA-9991217	.00000	MISSOURI FAIR PLAN	MO	4	11	0	11	0	9	3	0	0	0	0
AA-9992118	.00000	NATIONAL WORKERS COMP REINS POOL	IL	0	1	50	51	0	0	0	0	0	0	0
AA-9991219	.00000	NEW MEXICO FAIR PLAN	NM	0	17	0	17	0	33	0	0	0	0	0
AA-9991222	.00000	OHIO FAIR PLAN	OH	91	447	8	455	0	555	42	0	0	0	0
AA-9991224	.00000	PENNSYLVANIA FAIR PLAN	PA	24	14	1	15	0	53	10	0	0	0	0
AA-9991225	.00000	RHODE ISLAND FAIR PLAN	RI	92	464	28	492	0	636	56	0	0	0	0
57-0629683	.34134	SOUTH CAROLINA BEACH PLAN	SC	12	10	0	10	0	70	84	0	0	0	0
AA-9991227	.00000	WASHINGTON FAIR PLAN	WA	5	(2)	0	(2)	0	2	3	0	0	0	0
AA-9991228	.00000	WEST VIRGINIA FAIR PLAN	WV	0	(14)	0	(14)	0	0	0	0	0	0	0
AA-9991229	.00000	WISCONSIN FAIR PLAN	WI	6	4	0	4	0	10	3	0	0	0	0
1099999		Total Pools, Associations or Other Similar Facilities - Mandatory Pools		372	1,018	93	1,111	0	1,807	289	0	0	0	0
AA-9995030	.00000	MARINE OFFICE OF AMERICA CORPORATION	NJ	0	0	6	6	0	0	0	0	0	0	0
1199999		Total Pools, Associations or Other Similar Facilities - Voluntary Pools		0	0	6	6	0	0	0	0	0	0	0
1299999		Total - Pools and Associations		372	1,018	99	1,117	0	1,807	289	0	0	0	0
AA-1120810	.00000	ACE EUROPEAN GRP LTD	GBR	0	0	54	54	0	0	0	0	0	0	0
AA-1320040	.00000	LA MUTUELLE DE ARCHITECTES FRANCAIS	FRA	0	0	8	8	0	0	0	0	0	0	0
AA-1121390	.00000	STRONGHOLD INSURANCE LTD	GBR	0	0	10	10	0	0	0	0	0	0	0
1399999		Total Other Non-U.S. Insurers		0	0	72	72	0	0	0	0	0	0	0
9999999		Totals		76,092	44,228	23,800	68,028	0	26,493	7,038	0	0	0	0

# ANNUAL STATEMENT FOR THE YEAR 2024 OF THE AFFILIATED FM INSURANCE COMPANY

## SCHEDULE F - PART 2

Premium Portfolio Reinsurance Effected or (Canceled) during Current Year

[illegible]

ANNUAL STATEMENT FOR THE YEAR 2024 OF THE AFFILIATED FM INSURANCE COMPANY

SCHEDULE F - PART 3

Ceded Reinsurance as of December 31, Current Year (\$000 Omitted)

1	2	3	4	5	6	Reinsurance Recoverable On									16	Reinsurance Payable		19	20
						7	8	9	10	11	12	13	14	15		17	18		
ID Number	NAIC Com- pany Code	Name of Reinsurer	Domiciliary Jurisdiction	Special Code	Reinsurance Premiums Ceded	Paid Losses	Paid LAE	Known Case Loss Reserves	Known Case LAE Reserves	IBNR Loss Reserves	IBNR LAE Reserves	Unearned Premiums	Contingent Commis- sions	Columns 7 through 14 Totals	Amount in Dispute included in Column 15	Ceded Balances Payable	Other Amounts Due to Reinsurers	Net Amount Recoverable From Reinsurers Cols. 15 - [17 + 18]	Funds Held by Company Under Reinsurance Treaties
05-0316605	21482	FACTORY MUTUAL INSURANCE COMPANY	RI		483,316	37,140	0	0	0	0	0	0	0	37,140	0	122,916	0	(85,776)	0
01999999		Total Authorized - Affiliates - U.S. Intercompany Pooling			483,316	37,140	0	0	0	0	0	0	0	37,140	0	122,916	0	(85,776)	0
05-0316605	21482	FACTORY MUTUAL INSURANCE COMPANY	RI		13,392	0	0	3,160	0	0	0	0	0	3,160	0	0	0	3,160	0
03999999		Total Authorized - Affiliates - U.S. Non-Pool - Other			13,392	0	0	3,160	0	0	0	0	0	3,160	0	0	0	3,160	0
04999999		Total Authorized - Affiliates - U.S. Non-Pool			13,392	0	0	3,160	0	0	0	0	0	3,160	0	0	0	3,160	0
07999999		Total Authorized - Affiliates - Other (Non-U.S.)			0	0	0	0	0	0	0	0	0	0	0	0	0	0	0
08999999		Total Authorized - Affiliates			496,708	37,140	0	3,160	0	0	0	0	0	40,300	0	122,916	0	(82,616)	0
06-0237820	20699	ACE PROPERTY & CASUALTY INS CO	PA		0	34	0	435	68	2,041	355	0	0	2,933	0	0	0	2,933	0
95-3187355	35300	ALLIANZ GLOBAL RISKS US INSURANCE COMPAN	IL		33	0	0	0	0	0	0	10	0	10	0	0	0	10	0
36-0719665	19232	ALLSTATE INSURANCE COMPANY	IL		0	35	0	1,907	68	2,041	355	0	0	4,406	0	0	0	4,406	0
36-2661954	10103	AMERICAN AGRICULTURAL INSURANCE COMPANY	IN		227	32	0	56	0	0	0	0	0	88	0	59	0	29	0
13-5124990	19380	AMERICAN HOME ASSURANCE COMPANY	NY		0	0	0	0	68	2,041	355	0	0	2,464	0	0	0	2,464	0
04-1028440	19569	AMERICAN MUTUAL LIABILITY INS. CO.	MA		0	0	1	0	0	0	0	0	0	1	0	0	0	1	0
35-0145400	19704	AMERICAN STATES INSURANCE CO.	IN		0	0	2	0	0	0	0	0	0	2	0	0	0	2	0
06-1430254	10348	ARCH REINSURANCE COMPANY	DE		8,439	0	1	0	0	0	0	3,649	0	3,650	0	1,101	0	2,549	0
94-1390273	19801	ARGONAUT INSURANCE COMPANY	IL		0	3	0	128	68	2,041	355	0	0	2,595	0	0	0	2,595	0
13-5358230	24678	ARROWOOD INDEMNITY CO	DE		0	0	4	0	0	0	0	0	0	4	0	0	0	4	0
75-2344200	43460	ASPEN AMERICA INS CO	TX		309	0	0	0	0	0	0	186	0	186	0	135	0	51	0
06-1463851	10717	ASPEN SPECILAITY INSURANCE COMP	ND		22	0	0	0	0	0	0	9	0	9	0	0	0	9	0
51-0434766	20370	AXIS REINSURANCE COMPANY	NY		423	0	0	188	0	0	0	0	0	188	0	0	0	188	0
47-0574325	32603	BERKLEY INSURANCE COMPANY	DE		496	146	10	135	0	0	0	267	0	558	0	101	0	457	0
63-0202590	22276	BERKSHIRE HATHAWAY SPECIALTY INSURANCE	NE		15	0	0	0	0	0	0	0	0	0	0	0	0	0	0
94-0631050	22284	CALIFORNIA COMPENSATION CASUALTY COMPANY	CA		0	0	1	0	0	0	0	0	0	1	0	0	0	1	0
39-0971527	10472	CAPITOL INDEMNITY CORPORATION	WI		0	0	0	0	68	2,041	355	0	0	2,464	0	0	0	2,464	0
95-2371728	22667	CHUBB USA	PA		22	0	0	0	0	0	0	11	0	11	0	0	0	11	0
31-0542366	10677	CINCINNATI INSURANCE CO.	OH		1,166	22	0	124	0	0	0	0	0	146	0	209	0	(63)	0
06-0949141	33197	COLOGNE REINSURANCE CO. OF AMERICA	CT		0	0	1	0	0	0	0	0	0	1	0	0	0	1	0
06-0303520	24872	CONNECTICUT INDEMNITY COMPANY	CT		0	0	2	0	0	0	0	0	0	2	0	0	0	2	0
31-0908652	22144	CONSTELLATION REINSURANCE CO.	NY		0	0	5	0	0	0	0	0	0	5	0	0	0	5	0
36-2114545	20443	CONTINENTAL CASUALTY COMPANY	IL		0	0	5	0	0	0	0	0	0	5	0	0	0	5	0
13-5010440	35289	CONTINENTAL INSURANCE COMPANY	PA		0	2	(1)	23	68	2,041	355	0	0	2,488	0	0	0	2,488	0
37-0807507	20990	COUNTRY MUTUAL INSURANCE COMPANY	IL		0	0	1	0	0	0	0	0	0	1	0	0	0	1	0
38-2145898	33499	DORINCO REINSURANCE COMPANY	MI		0	5	1	111	68	2,041	355	0	0	2,581	0	0	0	2,581	0
63-0329091	25186	EMC PROPERTY & CASUALTY	IA		0	0	0	0	68	2,041	355	0	0	2,464	0	0	0	2,464	0
39-0264050	21458	EMPLOYERS INSURANCE OF WAUSAU	WI		0	12	0	249	68	2,041	355	0	0	2,725	0	0	0	2,725	0
42-0234980	21415	EMPLOYERS MUTUAL CASUALTY COMPANY	IA		0	49	2	14	0	0	0	0	0	65	0	0	0	65	0
35-2293075	11551	ENDURANCE ASSURANCE CORP	DE		1,379	133	12	1,182	(10)	104	45	643	0	2,109	0	341	0	1,768	0
22-2005057	26921	EVEREST REINSURANCE COMPANY	DE		26,948	2,215	53	10,044	(26)	2,974	761	6,504	0	22,525	0	5,434	0	17,091	0
13-2915260	34339	FARMERS GROUP PROPERTY AND CASUALTY INS	RI		0	0	6	0	0	0	0	0	0	6	0	0	0	6	0
06-1325038	39136	FINIAL REINSURANCE COMPANY	CT		0	0	1	0	0	0	0	0	0	1	0	0	0	1	0
94-1032958	21040	FREMONT INDEMNITY COMPANY	CA		0	0	1	0	0	0	0	0	0	1	0	0	0	1	0
75-1588101	35882	GEICO GENERAL INSURANCE COMPANY	NE		0	0	0	0	68	2,041	355	0	0	2,464	0	0	0	2,464	0
13-2673100	22039	GENERAL REINSURANCE CORPORATION	DE		36,570	2,450	104	7,086	(104)	1,036	452	11,561	0	22,585	0	6,081	0	16,504	0
13-1958482	11967	GENERAL STAR NATIONAL INS. CO.	DE		0	0	0	16	68	2,041	355	0	0	2,480	0	0	0	2,480	0
13-5617450	11231	GENERALI US BRANCH	NY		0	0	1	0	0	0	0	0	0	1	0	0	0	1	0
13-6107326	11266	GLOBAL REINS CORP US BRANCH	NY		0	0	1	0	0	0	0	0	0	1	0	0	0	1	0
06-0383750	19682	HARTFORD FIRE INSURANCE COMPANY	CT		0	(3)	2	0	0	0	0	0	0	(1)	0	0	0	(1)	0
74-1296673	22489	HIGHLANDS INSURANCE COMPANY	TX		0	0	0	0	0	0	0	0	0	0	0	0	0	0	0
74-2195939	42374	HOUSTON CASUALTY CO.	TX		307	0	0	94	0	0	0	0	0	94	0	45	0	49	0
13-3077651	40223	ICM ISURANCE COMPANY	NY		0	0	1	0	0	0	0	0	0	1	0	0	0	1	0

ANNUAL STATEMENT FOR THE YEAR 2024 OF THE AFFILIATED FM INSURANCE COMPANY

SCHEDULE F - PART 3

Ceded Reinsurance as of December 31, Current Year (\$000 Omitted)

1	2	3	4	5	6	Reinsurance Recoverable On									16	Reinsurance Payable		19	20
						7	8	9	10	11	12	13	14	15		17	18		
ID Number	NAIC Com- pany Code	Name of Reinsurer	Domiciliary Jurisdiction	Special Code	Reinsurance Premiums Ceded	Paid Losses	Paid LAE	Known Case Loss Reserves	Known Case LAE Reserves	IBNR Loss Reserves	IBNR LAE Reserves	Unearned Premiums	Contingent Commis- sions	Columns 7 through 14 Totals	Amount in Dispute included in Column 15	Ceded Balances Payable	Other Amounts Due to Reinsurers	Net Amount Recoverable From Reinsurers Cols. 15 - [17 + 18]	Funds Held by Company Under Reinsurance Treaties
23-0723970 ..	22713 ..	INSURANCE COMPANY OF NORTH AMERICA .....	PA.....		0	3	0	271	68	2,041	355	0	0	2,738	0	0	0	2,738	0
59-1680233 ..	33030 ..	INSURANCE COMPANY OF THE AMERICAS .....	FL.....		0	0	1	0	0	0	0	0	0	1	0	0	0	1	0
30-0875959 ..	20621 ..	LAMORAK INS CO .....	PA.....		0	0	2	0	0	0	0	0	0	2	0	0	0	2	0
04-2482364 ..	16187 ..	MOSAIC INSURANCE CO .....	DE.....		0	0	1	0	0	0	0	0	0	1	0	0	0	1	0
13-4924125 ..	10227 ..	MUNICH REINSURANCE AMERICA INC. ....	DE.....		1,491	811	14	604	68	2,041	355	719	0	4,612	0	218	0	4,394	0
38-0865250 ..	11991 ..	NATIONAL CASUALTY COMPANY .....	OH.....		0	6	0	7	68	2,041	355	0	0	2,477	0	0	0	2,477	0
47-0355979 ..	20087 ..	NATIONAL INDEMNITY COMPANY .....	NE.....		426	0	0	0	0	0	0	150	0	150	0	42	0	108	0
25-0687550 ..	19445 ..	NATIONAL UNION FIRE INS CO OF PITTSBURGH ..	PA.....		44	0	1	0	0	0	0	11	0	12	0	11	0	1	0
31-4177100 ..	23787 ..	NATIONWIDE MUTUAL INSURANCE COMPANY .....	OH.....		9,622	577	10	2,946	(73)	725	316	4,191	0	8,692	0	2,423	0	6,269	0
06-1053492 ..	41629 ..	NEW ENGLAND REINSURANCE CORPORATION .....	CT.....		0	0	11	0	0	0	0	0	0	11	0	0	0	11	0
39-0509630 ..	23914 ..	NORTHWESTERN NATIONAL INS CO MILWAUKEE ..	WI.....		0	0	1	0	0	0	0	0	0	1	0	0	0	1	0
47-0698507 ..	23680 ..	ODYSSEY REINSURANCE CO .....	CT.....		1,038	97	1	210	0	0	0	0	0	308	0	276	0	32	0
25-0410420 ..	24147 ..	OLD REPUBLIC INSURANCE CO. ....	PA.....		0	43	0	538	68	2,041	355	0	0	3,045	0	0	0	3,045	0
23-1502700 ..	21970 ..	ONEBEACON INSURANCE COMPANY .....	PA.....		0	0	1	0	0	0	0	0	0	1	0	0	0	1	0
13-3031176 ..	38636 ..	PARTNER REINS CO OF THE US .....	NY.....		19	0	3	0	0	0	0	4	0	7	0	0	0	7	0
23-0959220 ..	14974 ..	PENNSYLVANIA LUMBERMENS MUTUAL INS. CO. ....	PA.....		0	0	1	0	0	0	0	0	0	1	0	0	0	1	0
23-1642962 ..	12262 ..	PENNSYLVANIA MANUFACTURERS ASSOC INS .....	PA.....		0	0	0	0	68	2,041	355	0	0	2,464	0	0	0	2,464	0
23-1620930 ..	12319 ..	PHILADELPHIA REINSURANCE CORPORATION .....	PA.....		0	0	5	0	0	0	0	0	0	5	0	0	0	5	0
23-1641984 ..	10219 ..	QBE REINSURANCE CORP .....	PA.....		3,130	465	13	1,283	(21)	207	90	1,286	0	3,323	0	662	0	2,661	0
37-0915434 ..	13056 ..	RLI INSURANCE COMPANY .....	IL.....		0	0	1	0	0	0	0	0	0	1	0	0	0	1	0
16-0366830 ..	22314 ..	RSUI IND CO .....	NH.....		0	0	0	20	68	2,041	355	0	0	2,484	0	0	0	2,484	0
75-1444207 ..	30058 ..	SCOR REINSURANCE COMPANY .....	NY.....		4,194	794	21	1,686	27	2,248	427	1,286	0	6,489	0	921	0	5,568	0
39-0333950 ..	24988 ..	SENTRY INSURANCE A MUTUAL COMPANY .....	WI.....		0	0	1	0	0	0	0	0	0	1	0	0	0	1	0
13-2997499 ..	38776 ..	SIRIUSPOINT AMERICA INSURANCE CO .....	NY.....		0	12	3	267	68	2,041	355	0	0	2,746	0	0	0	2,746	0
75-1670124 ..	38318 ..	STARR IND & LIAB COMPANY .....	TX.....		53	19	2	591	68	2,041	355	22	0	3,098	0	0	0	3,098	0
81-4566522 ..	16109 ..	STARR SPECIALTY INS CO .....	TX.....		0	43	0	258	0	0	0	0	0	301	0	0	0	301	0
13-3031274 ..	39187 ..	SUECIA INSURANCE COMPANY .....	NY.....		0	0	1	0	0	0	0	0	0	1	0	0	0	1	0
02-0311919 ..	29874 ..	SWISS RE CORP SOLUTIONS AMER INS .....	MO.....		(5)	0	0	0	0	0	0	0	0	0	0	(6)	0	6	0
13-1675535 ..	25364 ..	SWISS REINSURANCE AMERICA CORPORATION .....	NY.....		10,902	238	10	3,274	68	2,041	355	981	0	6,967	0	2,253	0	4,714	0
94-1517098 ..	25534 ..	TIG INSURANCE COMPANY .....	CA.....		0	96	(2)	2,843	68	2,041	355	0	0	5,401	0	0	0	5,401	0
13-2918573 ..	42439 ..	TOA-RE INSURANCE COMPANY OF AMERICA .....	DE.....		0	5	1	111	68	2,041	355	0	0	2,581	0	0	0	2,581	0
13-6108722 ..	12904 ..	TOKIO MARINE & NICHIDO FIRE INS CO LTD U ..	NY.....		0	0	0	0	68	2,041	355	0	0	2,464	0	0	0	2,464	0
31-4423946 ..	10952 ..	TRANSAMERICA CASUALTY INS CO .....	IA.....		0	0	2	0	68	2,041	355	0	0	2,466	0	0	22	2,444	0
13-5616275 ..	19453 ..	TRANSATLANTIC REINSURANCE COMPANY .....	NY.....		885	130	4	45	0	0	0	246	0	425	0	84	0	341	0
06-0566050 ..	25658 ..	TRAVELERS INDEMNITY COMPANY .....	CT.....		0	2	3	98	68	2,041	355	0	0	2,567	0	0	0	2,567	0
13-2953213 ..	36048 ..	UNIONE ITALIANA REINSURANCE CO OF AMERIC ..	NY.....		0	0	0	0	0	0	0	0	0	0	0	0	0	0	0
02-0349547 ..	38032 ..	US INTERNATIONAL REINSURANCE CO .....	NH.....		0	0	2	0	0	0	0	0	0	2	0	0	0	2	0
63-0598629 ..	11762 ..	VESTA FIRE INSURANCE CORPORATION .....	TX.....		0	0	1	0	0	0	0	0	0	1	0	0	0	1	0
92-0040526 ..	10030 ..	WESTCHESTER FIRE INSURANCE COMPANY .....	PA.....		0	1,020	34	258	0	0	0	0	0	1,312	0	0	0	1,312	0
48-0921045 ..	39845 ..	WESTPORT INSURANCE CORPORATION .....	MO.....		0	2	1	1,028	68	2,041	355	0	0	3,495	0	0	0	3,495	0
75-6017952 ..	24554 ..	XL INS AMERICA INC .....	DE.....		11	0	0	0	0	0	0	5	0	5	0	(4)	0	9	0
13-1290712 ..	20583 ..	XL REINSURANCE AMERICA INC. ....	NY.....		8,119	669	26	3,019	19	2,528	567	4,209	0	11,037	0	2,080	0	8,957	0
36-4233459 ..	16535 ..	ZURICH AMERICAN INSURANCE COMPANY .....	NY.....		46	0	0	0	0	0	0	19	0	19	0	0	0	19	0
36-2781080 ..	27855 ..	ZURICH AMERICAN INSURANCE COMPANY OF ILL ..	IL.....		0	0	0	0	0	0	0	0	0	0	0	25	0	(25)	0
0999999. Total Authorized - Other U.S. Unaffiliated Insurers					116,331	10,167	393	41,149	1,580	62,888	11,888	35,969	0	164,034	0	22,491	22	141,521	0
AA-9995022 ..	00000 ..	EXCESS AND CASUALTY REINSURANCE ASSOC. ....	PA.....		0	1,713	4	2,517	68	2,041	355	0	0	6,698	0	0	0	6,698	0
1199999. Total Authorized - Pools - Voluntary Pools					0	1,713	4	2,517	68	2,041	355	0	0	6,698	0	0	0	6,698	0
AA-1370047 ..	00000 ..	AIG EUROPE S.A. ....	DEU.....		5	0	0	0	0	0	0	0	0	0	0	0	0	0	0
AA-1580015 ..	00000 ..	A101 NISSAY DOWA INS CO LTD .....	JPN.....		0	0	1	0	0	0	0	0	0	1	0	0	0	1	0
AA-1120140 ..	00000 ..	ALLIANZ CORNHILL INSURANCE PLC .....	GBR.....		0	0	0	0	68	2,041	355	0	0	2,464	0	0	0	2,464	0



ANNUAL STATEMENT FOR THE YEAR 2024 OF THE AFFILIATED FM INSURANCE COMPANY

SCHEDULE F - PART 3

Ceded Reinsurance as of December 31, Current Year (\$000 Omitted)

1	2	3	4	5	6	Reinsurance Recoverable On									16	Reinsurance Payable		19	20
						7	8	9	10	11	12	13	14	15		17	18		
ID Number	NAIC Com- pany Code	Name of Reinsurer	Domiciliary Jurisdiction	Special Code	Reinsurance Premiums Ceded	Paid Losses	Paid LAE	Known Case Loss Reserves	Known Case LAE Reserves	IBNR Loss Reserves	IBNR LAE Reserves	Unearned Premiums	Contingent Commis- sions	Columns 7 through 14 Totals	Amount in Dispute included in Column 15	Ceded Balances Payable	Other Amounts Due to Reinsurers	Net Amount Recoverable From Reinsurers Cols. 15 - [17 + 18]	Funds Held by Company Under Reinsurance Treaties
AA-1344102	00000	ALLIANZ GLOBAL CORP & SPECIALTY AG	GBR		1	0	0	0	0	0	0	1	0	1	0	12	0	(11)	0
AA-3190932	00000	ARGO RE LTD	BMU		0	65	0	19	0	0	0	0	0	84	0	0	0	84	0
AA-3194168	00000	ASPEN INSURANCE LIMITED	BMU		0	0	0	135	0	0	0	0	0	135	0	0	0	135	0
AA-1120337	00000	ASPEN INSURANCE UK LIMITED	GBR		1,466	724	48	578	0	0	0	545	0	1,895	0	94	0	1,801	0
AA-1360015	00000	ASSICURAZIONI GEN S P A	ITA		0	0	0	0	68	2,041	355	0	0	2,464	0	0	0	2,464	0
AA-1120660	00000	AVIVA INSURANCE LIMITED	GBR		18	0	0	0	0	0	0	6	0	6	0	6	0	0	0
AA-1120049	00000	AXA XL INS CO UK LTD	GBR		10	0	0	0	0	0	0	5	0	5	0	10	0	(5)	0
AA-1784130	00000	AXIS SPECIALTY EUROPE LTD.	IRL		5	0	0	0	0	0	0	2	0	2	0	0	0	2	0
AA-3194139	00000	AXIS SPECIALTY LTD	BMU		0	193	19	132	0	0	0	0	0	344	0	(15)	0	359	0
AA-5280012	00000	CENTRAL REINSURANCE CORPORATION	TWN		0	0	0	0	68	2,041	355	0	0	2,464	0	0	0	2,464	0
AA-1120191	00000	CONVEX INSURANCE UK LTD	GBR		8	0	0	393	0	0	0	1	0	394	0	0	0	394	0
AA-1120355	10291	CX REINSURANCE COMPANY LTD	GBR		0	0	1	0	0	0	0	0	0	1	0	0	0	1	0
AA-1120495	00000	DOMINION INSURANCE COMPANY LIMITED	GBR		0	5	0	6	68	2,041	355	0	0	2,475	0	0	0	2,475	0
AA-1124129	00000	ENDURANCE WORLDWIDE INSURANCE LTD	GBR		1	0	0	0	0	0	0	1	0	1	0	1	0	0	0
AA-1340125	00000	HANNOVER RUCK SE	DEU		7	0	2	0	0	0	0	0	0	2	0	0	0	2	0
AA-1340106	00000	HDI GLOBAL SE	DEU		54	0	0	0	0	0	0	6	0	6	0	0	0	6	0
AA-3190080	00000	HEDDINGTON INSURANCE LTD.	BMU		0	3	0	8	68	2,041	355	0	0	2,475	0	0	0	2,475	0
AA-1460080	00000	HELVETIA SCHWEIZERISCHE	CHE		34	0	0	0	0	0	0	11	0	11	0	13	0	(2)	0
AA-2230425	00000	I.R.B., IST. DE RESS DO BRAZIL	BRA		2,877	364	0	405	68	2,041	355	112	0	3,345	0	488	0	2,857	0
AA-3190871	00000	LANCASHIRE INSURANCE COMPANY LIMITED	BMU		0	0	0	10	0	0	0	0	0	10	0	0	0	10	0
AA-1370048	00000	LIBERTY MUT INS EUROPE LTD	GBR		0	0	2	0	0	0	0	0	0	2	0	0	0	2	0
AA-1122000	00000	LLOYD'S	GBR		0	0	0	2,479	0	0	0	0	0	2,479	0	0	0	2,479	0
AA-1126033	00000	LLOYDS - SYNDICATE # 0033	GBR		0	1	0	33	0	0	0	0	0	34	0	0	0	34	0
AA-1126183	00000	LLOYDS - SYNDICATE # 0183	GBR		0	0	0	0	0	0	0	0	0	0	0	0	0	0	0
AA-1126435	00000	LLOYDS - SYNDICATE # 0435	GBR		0	0	0	23	0	0	0	0	0	23	0	0	0	23	0
AA-1126510	00000	LLOYDS - SYNDICATE # 0510	GBR		0	0	0	101	0	0	0	0	0	101	0	0	0	101	0
AA-1126566	00000	LLOYDS - SYNDICATE # 0566	GBR		0	0	0	96	0	0	0	0	0	96	0	0	0	96	0
AA-1126609	00000	LLOYDS - SYNDICATE # 0609	GBR		41	0	0	376	0	0	0	7	0	383	0	2	0	381	0
AA-1126623	00000	LLOYDS - SYNDICATE # 0623	GBR		0	0	0	4	0	0	0	0	0	4	0	0	0	4	0
AA-1127084	00000	LLOYDS - SYNDICATE # 1084	GBR		0	0	0	376	0	0	0	0	0	376	0	0	0	376	0
AA-1127183	00000	LLOYDS - SYNDICATE # 1183	GBR		16	0	0	0	0	0	0	3	0	3	0	0	0	3	0
AA-1127200	00000	LLOYDS - SYNDICATE # 1200	GBR		0	0	0	0	0	0	0	0	0	0	0	(14)	0	14	0
AA-1127218	00000	LLOYDS - SYNDICATE # 1218	GBR		0	0	0	0	0	0	0	0	0	0	0	(13)	0	13	0
AA-1120085	00000	LLOYDS - SYNDICATE # 1274	GBR		14	0	0	0	0	0	0	2	0	2	0	(18)	0	20	0
AA-1127414	00000	LLOYDS - SYNDICATE # 1414	GBR		166	(51)	10	0	0	0	0	35	0	(6)	0	0	0	(6)	0
AA-1127688	00000	LLOYDS - SYNDICATE # 1688	GBR		41	18	0	3	0	0	0	24	0	45	0	25	0	20	0
AA-1120157	00000	LLOYDS - SYNDICATE # 1729	GBR		0	0	0	1	0	0	0	0	0	1	0	0	0	1	0
AA-1120171	00000	LLOYDS - SYNDICATE # 1856	GBR		0	0	0	6	0	0	0	0	0	6	0	0	0	6	0
AA-1127861	00000	LLOYDS - SYNDICATE # 1861	GBR		0	0	0	99	0	0	0	0	0	99	0	0	0	99	0
AA-1120096	00000	LLOYDS - SYNDICATE # 1880	GBR		0	0	0	29	0	0	0	0	0	29	0	0	0	29	0
AA-1120161	00000	LLOYDS - SYNDICATE # 1980	GBR		0	0	0	0	0	0	0	0	0	0	0	(7)	0	7	0
AA-1128001	00000	LLOYDS - SYNDICATE # 2001	GBR		25	0	0	27	0	0	0	21	0	48	0	21	0	27	0
AA-1128003	00000	LLOYDS - SYNDICATE # 2003	GBR		0	0	0	359	0	0	0	0	0	359	0	0	0	359	0
AA-1120071	00000	LLOYDS - SYNDICATE # 2007	GBR		0	0	0	0	0	0	0	0	0	0	0	(28)	0	28	0
AA-1128010	00000	LLOYDS - SYNDICATE # 2010	GBR		0	0	0	10	0	0	0	0	0	10	0	0	0	10	0
AA-1128020	00000	LLOYDS - SYNDICATE # 2020	GBR		0	0	0	0	0	0	0	0	0	0	0	0	0	0	0
AA-1120112	00000	LLOYDS - SYNDICATE # 2232	GBR		14	0	0	0	0	0	0	2	0	2	0	0	0	2	0
AA-1128623	00000	LLOYDS - SYNDICATE # 2623	GBR		0	0	0	17	0	0	0	0	0	17	0	(18)	0	35	0
AA-1128791	00000	LLOYDS - SYNDICATE # 2791	GBR		0	0	0	3	0	0	0	0	0	3	0	2	0	1	0
AA-1128987	00000	LLOYDS - SYNDICATE # 2987	GBR		0	0	0	130	0	0	0	0	0	130	0	0	0	130	0

# ANNUAL STATEMENT FOR THE YEAR 2024 OF THE AFFILIATED FM INSURANCE COMPANY

## SCHEDULE F - PART 3

Ceded Reinsurance as of December 31, Current Year (\$000 Omitted)

1	2	3	4	5	6	Reinsurance Recoverable On									16	Reinsurance Payable		19	20	
						7	8	9	10	11	12	13	14	15		17	18			Net Amount Recoverable From Reinsurers Cols. 15 - [17 + 18]
ID Number	NAIC Company Code	Name of Reinsurer	Domiciliary Jurisdiction	Special Code	Reinsurance Premiums Ceded	Paid Losses	Paid LAE	Known Case Loss Reserves	Known Case LAE Reserves	IBNR Loss Reserves	IBNR LAE Reserves	Unearned Premiums	Contingent Commissions	Columns 7 through 14 Totals	Amount in Dispute included in Column 15	Ceded Balances Payable	Other Amounts Due to Reinsurers			
AA-1120179	.00000	LLOYDS - SYNDICATE # 2988	GBR.		0	0	0	9	0	0	0	0	0	9	0	0	0	9	0	
AA-1129000	.00000	LLOYDS - SYNDICATE # 3000	GBR.		0	0	0	7	0	0	0	0	0	7	0	0	0	7	0	
AA-1129210	.00000	LLOYDS - SYNDICATE # 3210	GBR.		0	0	0	0	0	0	0	0	0	0	0	(25)	0	25	0	
AA-1126005	.00000	LLOYDS - SYNDICATE # 4000	GBR.		0	0	0	282	0	0	0	0	0	282	0	0	0	282	0	
AA-1120075	.00000	LLOYDS - SYNDICATE # 4020	GBR.		59	0	0	7	0	0	0	10	0	17	0	(13)	0	30	0	
AA-1120067	.00000	LLOYDS - SYNDICATE # 4242	GBR.		0	0	0	3	0	0	0	0	0	3	0	0	0	3	0	
AA-1126004	.00000	LLOYDS - SYNDICATE # 4444	GBR.		16	0	0	184	0	0	0	3	0	187	0	0	0	187	0	
AA-1120181	.00000	LLOYDS - SYNDICATE # 5886	GBR.		0	0	0	9	0	0	0	0	0	9	0	0	0	9	0	
AA-1840000	.00000	MAPFRE RE CO DE REASEGUROS S A	ESP.		7	169	5	356	0	0	0	6	0	536	0	(111)	0	647	0	
AA-3190829	.00000	MARKEL BERMUDA LIMITED	BMU.		396	0	0	0	0	0	0	0	0	0	0	0	0	0	0	
AA-1121410	.00000	MITSUI SUMITOMO INS CO (EUROPE) LTD	GBR.		7	0	0	0	0	68	2,041	355	3	2,467	0	0	0	2,467	0	
AA-1580065	.00000	NISSAN FIRE & MARINE INSURANCE CO. LTD.	JPN.		0	3	3	2	68	2,041	355	0	0	2,472	0	0	0	2,472	0	
AA-3190686	.00000	PARTNERRE GRP	BMU.		0	0	0	0	0	0	0	0	0	0	0	(1)	0	1	0	
AA-3190339	.14033	RENAISSANCE REINSURANCE LTD.	BMU.		22	19	0	6	0	0	0	0	0	25	0	11	0	14	0	
AA-1580110	.00000	SOMPO JAPAN INSURANCE INC.	JPN.		0	0	1	0	0	0	0	0	0	1	0	0	0	1	0	
AA-1120962	.00000	ST PAUL REINSURANCE CO. LTD. (UK CORP)	GBR.		0	0	1	0	0	0	0	0	0	1	0	0	0	1	0	
AA-1121380	.00000	STOREBRAND INSURANCE CO. (UK) LTD.	GBR.		0	0	0	0	68	2,041	355	0	0	2,464	0	0	0	2,464	0	
AA-1370020	.00000	SWISS RE INTERNATIONAL SE	FRA.		3	0	0	0	0	0	0	1	0	1	0	0	0	1	0	
AA-1121445	.00000	TOKIO MARINE EUROPE INS LTD	GBR.		0	0	0	0	68	2,041	355	0	0	2,464	0	0	0	2,464	0	
AA-1121375	.00000	TRAVELERS INS CO LTD	GBR.		0	1	0	1	68	2,041	355	0	0	2,466	0	0	0	2,466	0	
AA-1121480	.00000	UNIONAMERICA INSURANCE COMPANY LTD.	GBR.		0	0	0	0	68	2,041	355	0	0	2,464	0	0	0	2,464	0	
AA-1460185	.00000	WINTERTHUR SCHWEIZERISCHE VERSGES AG	CHE.		22	1	2	1	68	2,041	355	4	0	2,472	0	0	0	2,472	0	
AA-1121575	.00000	YASUDA FIRE & MARINE INS CO OF EUROPE	GBR.		0	0	0	0	68	2,041	355	0	0	2,464	0	0	0	2,464	0	
1299999. Total Authorized - Other Non-U.S. Insurers					5,335	1,515	95	6,725	952	28,574	4,970	811	0	43,642	0	422	0	43,220	0	
1499999. Total Authorized Excluding Protected Cells (Sum of 0899999, 0999999, 1099999, 1199999 and 1299999)					618,374	50,535	492	53,551	2,600	93,503	17,213	36,780	0	254,674	0	145,829	22	108,823	0	
1899999. Total Unauthorized - Affiliates - U.S. Non-Pool					0	0	0	0	0	0	0	0	0	0	0	0	0	0	0	0
AA-3190418	.00000	NEW PROVIDENCE MUTUAL LIMITED	BMU.		239	0	0	0	0	0	0	46	0	46	0	0	0	46	0	
1999999. Total Unauthorized - Affiliates - Other (Non-U.S.) - Captive					239	0	0	0	0	0	0	46	0	46	0	0	0	46	0	
AA-3190411	.00000	RISK ENGINEERING INSURANCE COMPANY LTD	BMU.		43,888	(3,270)	3	447	0	0	0	21,135	0	18,315	0	11,832	0	6,483	0	
2099999. Total Unauthorized - Affiliates - Other (Non-U.S.) - Other					43,888	(3,270)	3	447	0	0	0	21,135	0	18,315	0	11,832	0	6,483	0	
2199999. Total Unauthorized - Affiliates - Other (Non-U.S.)					44,127	(3,270)	3	447	0	0	0	21,181	0	18,361	0	11,832	0	6,529	0	
2299999. Total Unauthorized - Affiliates					44,127	(3,270)	3	447	0	0	0	21,181	0	18,361	0	11,832	0	6,529	0	
20-5612765	.12961	CANOPIUS US INSURANCE, INC	DE		1	0	0	0	0	0	0	0	0	0	0	0	0	0	0	
87-1924654	.00000	CLAREMONT IC	VT.		6	0	0	0	0	0	0	1	0	1	0	0	0	1	0	
61-1737197	.00000	DIGITAL SIERRA INSURANCE LIMITED	TX		4	0	0	0	0	0	0	0	0	0	0	0	0	0	0	
26-0147121	.00000	EFFEM REINSURANCE COMPANY	VT.		80	0	0	0	0	0	0	0	0	0	0	0	0	0	0	
03-0461286	.11628	EPIC INSURANCE COMPANY	VT.		4	0	0	0	0	0	0	2	0	2	0	0	0	2	0	
95-1466743	.19852	FINANCIAL INDEMNITY COMPANY	IL	4.	0	0	0	0	68	2,041	355	0	0	2,464	0	0	0	2,464	0	
47-5663358	.00000	FIRST TOWER PARTNERS, LLC	VT.		0	803	119	0	0	0	0	0	0	922	0	1	0	921	0	
02-0712840	.11849	HIGHLAND PARK INSURANCE COMPANY	IL		2	0	0	0	0	0	0	1	0	1	0	0	0	1	0	
93-4053967	.00000	MANGROVE CELL 61 PC	DC		1,546	0	0	0	0	0	0	0	0	0	0	0	0	0	0	
31-4177110	.23779	NATIONWIDE MUTUAL FIRE INSURANCE COMPANY	OH		0	(1)	0	0	0	0	0	0	0	(1)	0	(27)	0	26	0	
20-4148226	.12480	SENTINEL PROTECTION & INDEMNITY COMPANY	NY		303	0	0	0	0	0	0	0	0	0	0	0	0	0	0	
51-0387023	.10980	THOMSON REUTERS RISK MGMT INC	VT.		8	0	0	0	0	0	0	6	0	6	0	8	0	(2)	0	
2399999. Total Unauthorized - Other U.S. Unaffiliated Insurers					1,954	802	119	0	68	2,041	355	10	0	3,395	0	(18)	0	3,413	0	
AA-9991310	.00000	FLORIDA HURRICANE CATASTROPHE FUND	FL		(40)	0	0	0	0	0	0	0	0	0	0	0	0	0	0	
AA-9991500	.00000	ILLINOIS MINE SUBSIDENCE FUND	IL		1	0	0	0	0	0	0	0	0	0	0	0	0	0	0	
2499999. Total Unauthorized - Pools - Mandatory Pools					(39)	0	0	0	0	0	0	0	0	0	0	0	0	0	0	

ANNUAL STATEMENT FOR THE YEAR 2024 OF THE AFFILIATED FM INSURANCE COMPANY

**SCHEDULE F - PART 3**

Ceded Reinsurance as of December 31, Current Year (\$000 Omitted)

1	2	3	4	5	6	Reinsurance Recoverable On									16	Reinsurance Payable		19	20
						7	8	9	10	11	12	13	14	15		17	18		
ID Number	NAIC Com- pany Code	Name of Reinsurer	Domiciliary Jurisdiction	Special Code	Reinsurance Premiums Ceded	Paid Losses	Paid LAE	Known Case Loss Reserves	Known Case LAE Reserves	IBNR Loss Reserves	IBNR LAE Reserves	Unearned Premiums	Contingent Commis- sions	Columns 7 through 14 Totals	Amount in Dispute included in Column 15	Ceded Balances Payable	Other Amounts Due to Reinsurers	Net Amount Recoverable From Reinsurers Cols. 15 - [17 + 18]	Funds Held by Company Under Reinsurance Treaties
98-0413961 ..	.00000 ..	ADIDAS INTERNATIONAL RE LIMITED (AIR) .....	IRL .....	.....	289 .....	.....0 .....	.....0 .....	.....1,000 .....	.....0 .....	.....0 .....	.....0 .....	.....1 .....	.....0 .....	.....1,001 .....	.....0 .....	.....0 .....	.....0 .....	.....1,001 .....	.....0 .....
AA-1120841 ..	.00000 ..	AIG EUROPE LIMITED .....	CHE .....	.....	61 .....	.....0 .....	.....0 .....	.....0 .....	.....0 .....	.....0 .....	.....0 .....	.....9 .....	.....0 .....	.....9 .....	.....0 .....	.....0 .....	.....0 .....	.....9 .....	.....0 .....
AA-5320036 ..	.00000 ..	AIG INSURANCE HONG KONG LIMITED .....	HKG .....	.....	8 .....	.....0 .....	.....0 .....	.....0 .....	.....0 .....	.....0 .....	.....0 .....	.....4 .....	.....0 .....	.....4 .....	.....0 .....	.....7 .....	.....0 .....	.....(3) .....	.....0 .....
AA-1320065 ..	.00000 ..	ALLIANZ GLOBAL CORPORATE & SPECIALTY (FR ..	FRA .....	.....	4 .....	.....0 .....	.....0 .....	.....0 .....	.....0 .....	.....0 .....	.....0 .....	.....2 .....	.....0 .....	.....2 .....	.....0 .....	.....0 .....	.....0 .....	.....2 .....	.....0 .....
AA-1780091 ..	.00000 ..	ARCH REINS EUROPE UNDERWRITING LTD .....	IRL .....	.....	99 .....	.....0 .....	.....0 .....	.....0 .....	.....0 .....	.....0 .....	.....0 .....	.....0 .....	.....0 .....	.....0 .....	.....0 .....	.....0 .....	.....0 .....	.....0 .....	.....0 .....
AA-1560118 ..	.00000 ..	ARCH REINSURANCE COMPANY .....	CAN .....	.....	1,074 .....	.....0 .....	.....0 .....	.....0 .....	.....0 .....	.....0 .....	.....0 .....	608 .....	.....0 .....	608 .....	.....0 .....	181 .....	.....0 .....	427 .....	.....0 .....
AA-1440023 ..	.00000 ..	ASSA ABLOY FORSKRINGS AB .....	SWE .....	.....	12 .....	82 .....	5 .....	0 .....	0 .....	0 .....	0 .....	3 .....	0 .....	90 .....	0 .....	0 .....	0 .....	90 .....	0 .....
AA-1120701 ..	.00000 ..	ATLAS ASSURANCE COMPANY LIMITED .....	GBR .....	.....	0 .....	.....0 .....	1 .....	0 .....	0 .....	0 .....	0 .....	0 .....	0 .....	1 .....	0 .....	0 .....	0 .....	1 .....	0 .....
AA-3191454 ..	.00000 ..	AXA XL BERMUDA .....	BMU .....	.....	3,748 .....	151 .....	0 .....	528 .....	0 .....	0 .....	0 .....	0 .....	0 .....	679 .....	0 .....	910 .....	0 .....	(231) .....	0 .....
AA-1120297 ..	.00000 ..	BRITISH NATIONAL INSURANCE COMPANY LTD. ....	GBR .....	.....	0 .....	.....0 .....	1 .....	0 .....	0 .....	0 .....	0 .....	0 .....	0 .....	1 .....	0 .....	0 .....	0 .....	1 .....	0 .....
AA-3191390 ..	.00000 ..	CASTLE HARBOUR INSURANCE LIMITED .....	BMU .....	.....	27 .....	.....0 .....	0 .....	0 .....	0 .....	0 .....	0 .....	0 .....	0 .....	0 .....	0 .....	0 .....	0 .....	0 .....	0 .....
AA-5320057 ..	.00000 ..	CHUBB INS HONG KONG .....	HKG .....	.....	24 .....	.....0 .....	0 .....	0 .....	0 .....	0 .....	0 .....	12 .....	0 .....	12 .....	0 .....	22 .....	0 .....	(10) .....	0 .....
AA-1320105 ..	.00000 ..	CIE TRANSCONTINENTALE DE REASSURANCE .....	FRA .....	.....	0 .....	.....0 .....	2 .....	0 .....	0 .....	0 .....	0 .....	0 .....	0 .....	2 .....	0 .....	0 .....	0 .....	2 .....	0 .....
AA-1320035 ..	.00000 ..	COLISEE RE .....	FRA .....	4 .....	0 .....	1 .....	3 .....	1 .....	68 .....	2,041 .....	355 .....	0 .....	0 .....	2,469 .....	0 .....	0 .....	0 .....	2,469 .....	0 .....
AA-3191435 ..	.00000 ..	CONDUIT REINS LTD .....	BMU .....	.....	0 .....	20 .....	1 .....	99 .....	0 .....	0 .....	0 .....	2 .....	0 .....	122 .....	0 .....	(40) .....	0 .....	162 .....	0 .....
AA-1120430 ..	.00000 ..	CONTINENTAL INSURANCE CO. (UK) LTD. ....	GBR .....	4 .....	0 .....	1 .....	0 .....	1 .....	68 .....	2,041 .....	355 .....	0 .....	0 .....	2,466 .....	0 .....	0 .....	0 .....	2,466 .....	0 .....
AA-3191400 ..	.00000 ..	CONVEX RE LIMITED .....	BMU .....	.....	0 .....	.....0 .....	0 .....	4 .....	0 .....	0 .....	0 .....	0 .....	0 .....	4 .....	0 .....	0 .....	0 .....	4 .....	0 .....
AA-1340085 ..	.00000 ..	E+S RUCKVERSICHERUNGS AKTIENGESELLSCHAFT ...	DEU .....	4 .....	0 .....	0 .....	1 .....	2 .....	68 .....	2,041 .....	355 .....	0 .....	0 .....	2,467 .....	0 .....	0 .....	0 .....	2,467 .....	0 .....
AA-1120515 ..	.00000 ..	EAGLE STAR INS CO LTD .....	GBR .....	.....	0 .....	.....0 .....	1 .....	0 .....	0 .....	0 .....	0 .....	0 .....	0 .....	1 .....	0 .....	0 .....	0 .....	1 .....	0 .....
AA-3191180 ..	.00000 ..	ELGO INSURANCE COMPANY LTD .....	BMU .....	.....	202 .....	.....0 .....	0 .....	0 .....	0 .....	0 .....	0 .....	135 .....	0 .....	135 .....	0 .....	185 .....	0 .....	(50) .....	0 .....
AA-1370059 ..	.00000 ..	ESSILORLUXOTTICA RE .....	LUX .....	.....	76 .....	.....0 .....	0 .....	0 .....	0 .....	0 .....	0 .....	0 .....	0 .....	0 .....	0 .....	0 .....	0 .....	0 .....	0 .....
AA-1780124 ..	.00000 ..	EVEREST REINSURANCE COMPANY .....	CHE .....	.....	6 .....	.....0 .....	0 .....	0 .....	0 .....	0 .....	0 .....	0 .....	0 .....	0 .....	0 .....	0 .....	0 .....	0 .....	0 .....
AA-3194101 ..	.00000 ..	EVEREST REINSURANCE COMPANY .....	CAN .....	.....	(42) .....	.....0 .....	0 .....	0 .....	0 .....	0 .....	0 .....	5 .....	0 .....	5 .....	0 .....	0 .....	0 .....	5 .....	0 .....
AA-1370061 ..	.00000 ..	FORVIA RE S.A. ....	LUX .....	.....	26 .....	.....0 .....	0 .....	0 .....	0 .....	0 .....	0 .....	13 .....	0 .....	13 .....	0 .....	0 .....	0 .....	13 .....	0 .....
AA-1780117 ..	.00000 ..	GD INSURANCE COMPANY DAC .....	IRL .....	.....	23 .....	.....0 .....	0 .....	0 .....	0 .....	0 .....	0 .....	0 .....	0 .....	0 .....	0 .....	0 .....	0 .....	0 .....	0 .....
AA-1460060 ..	.00000 ..	GEN REINS CORP (EUROPE) AG .....	GBR .....	.....	0 .....	.....0 .....	0 .....	0 .....	0 .....	0 .....	0 .....	0 .....	0 .....	0 .....	0 .....	96 .....	0 .....	(96) .....	0 .....
AA-1930285 ..	.00000 ..	GENERAL REINS AUSTRALIA LTD .....	AUS .....	.....	22 .....	.....0 .....	0 .....	0 .....	0 .....	0 .....	0 .....	0 .....	0 .....	0 .....	0 .....	0 .....	0 .....	0 .....	0 .....
AA-1340145 ..	.00000 ..	GENERAL REINSURANCE AG .....	DEU .....	.....	20 .....	.....0 .....	0 .....	0 .....	0 .....	0 .....	0 .....	0 .....	0 .....	0 .....	0 .....	0 .....	0 .....	0 .....	0 .....
AA-1080004 ..	.00000 ..	GLOBAL RISK UNDERWRITERS (BERMUDA) LTD .....	BMU .....	.....	532 .....	.....0 .....	0 .....	0 .....	0 .....	0 .....	0 .....	211 .....	0 .....	211 .....	0 .....	281 .....	0 .....	(70) .....	0 .....
AA-3191524 ..	.00000 ..	GR BERMUDA SAC LTD .....	BMU .....	.....	27,379 .....	78 .....	1 .....	1,949 .....	0 .....	0 .....	0 .....	0 .....	0 .....	2,028 .....	0 .....	6,902 .....	0 .....	(4,874) .....	0 .....
AA-3191190 ..	.00000 ..	HAMILTON RE, LTD. ....	BMU .....	.....	1 .....	65 .....	0 .....	19 .....	0 .....	0 .....	0 .....	0 .....	0 .....	84 .....	0 .....	0 .....	0 .....	84 .....	0 .....
AA-1560483 ..	.00000 ..	HANNOVER RUCKVERSICHERUNGS AKTIENGESELLS ...	CAN .....	.....	47 .....	.....0 .....	0 .....	0 .....	0 .....	0 .....	0 .....	32 .....	0 .....	32 .....	0 .....	0 .....	0 .....	32 .....	0 .....
AA-3770336 ..	.00000 ..	HEXAGON INSURANCE COMPANY, LTD .....	CYM .....	.....	(97) .....	359 .....	26 .....	0 .....	0 .....	0 .....	0 .....	0 .....	0 .....	385 .....	0 .....	0 .....	0 .....	385 .....	0 .....
AA-3190875 ..	.00000 ..	HISCOX (BERMUDA) LTD .....	BMU .....	.....	0 .....	.....0 .....	0 .....	33 .....	0 .....	0 .....	0 .....	0 .....	0 .....	33 .....	0 .....	0 .....	0 .....	33 .....	0 .....
AA-1370023 ..	.00000 ..	IMERYS RE LIMITED .....	LUX .....	.....	5 .....	.....0 .....	0 .....	0 .....	0 .....	0 .....	0 .....	2 .....	0 .....	2 .....	0 .....	5 .....	0 .....	(3) .....	0 .....
AA-1120209 ..	.00000 ..	INTERNATIONAL GENERAL INSURANCE COMPANY ...	GBR .....	.....	3 .....	.....0 .....	0 .....	0 .....	0 .....	0 .....	0 .....	1 .....	0 .....	1 .....	0 .....	0 .....	0 .....	1 .....	0 .....
AA-3190906 ..	.00000 ..	KEYSTONE PF .....	BMU .....	.....	1,907 .....	.....0 .....	0 .....	647 .....	0 .....	0 .....	0 .....	0 .....	0 .....	647 .....	0 .....	248 .....	0 .....	399 .....	0 .....
AA-5760046 ..	.00000 ..	LENOVO INSURANCE COMPANY PTE LTD .....	SGP .....	.....	106 .....	.....0 .....	0 .....	0 .....	0 .....	0 .....	0 .....	26 .....	0 .....	26 .....	0 .....	0 .....	0 .....	26 .....	0 .....
AA-1120876 ..	.00000 ..	LOMBARD CONTINENTAL INS PLC .....	GBR .....	4 .....	0 .....	.....0 .....	0 .....	0 .....	68 .....	2,041 .....	355 .....	0 .....	0 .....	2,464 .....	0 .....	0 .....	0 .....	2,464 .....	0 .....
AA-1120887 ..	.00000 ..	LONDON AND EDINBURGH INSURANCE CO. LTD. ....	GBR .....	4 .....	0 .....	.....0 .....	0 .....	0 .....	68 .....	2,041 .....	355 .....	0 .....	0 .....	2,464 .....	0 .....	0 .....	0 .....	2,464 .....	0 .....
AA-3191239 ..	.00000 ..	LUMEN RE LTD. ....	BMU .....	.....	171 .....	.....0 .....	0 .....	0 .....	0 .....	0 .....	0 .....	0 .....	0 .....	0 .....	0 .....	0 .....	0 .....	0 .....	0 .....
AA-3190669 ..	.00000 ..	MARIAS FALLS INSURANCE COMPANY LTD .....	BMU .....	.....	232 .....	.....0 .....	0 .....	0 .....	0 .....	0 .....	0 .....	76 .....	0 .....	76 .....	0 .....	0 .....	0 .....	76 .....	0 .....
AA-1460019 ..	.00000 ..	MS AMLIN AG .....	BMU .....	.....	0 .....	232 .....	14 .....	155 .....	0 .....	0 .....	0 .....	0 .....	0 .....	401 .....	0 .....	(34) .....	0 .....	435 .....	0 .....
AA-1340165 ..	.00000 ..	MUNCHENER RUCKVERSICHERUNGS GESELLSCHAFT ...	DEU .....	.....	614 .....	1,020 .....	27 .....	1,266 .....	0 .....	0 .....	0 .....	116 .....	0 .....	2,429 .....	0 .....	(443) .....	0 .....	2,872 .....	0 .....
AA-1560600 ..	.00000 ..	MUNICH REINSURANCE CO. OF CANADA .....	CAN .....	.....	468 .....	.....0 .....	0 .....	0 .....	0 .....	0 .....	0 .....	247 .....	0 .....	247 .....	0 .....	26 .....	0 .....	221 .....	0 .....
AA-1120011 ..	.00000 ..	MUNICH REINSURANCE COMPANY (UK) GENERAL ...	GBR .....	.....	322 .....	.....0 .....	0 .....	0 .....	0 .....	0 .....	0 .....	56 .....	0 .....	56 .....	0 .....	0 .....	0 .....	56 .....	0 .....
AA-5760072 ..	.00000 ..	NEXUS INS INTL PTE LTD (N11) .....	SGP .....	.....	295 .....	.....0 .....	0 .....	0 .....	0 .....	0 .....	0 .....	1 .....	0 .....	1 .....	0 .....	26 .....	0 .....	(25) .....	0 .....
AA-1121077 ..	.00000 ..	NISSAN INS. CO. (EUROPE) LTD. ....	GBR .....	4 .....	0 .....	.....0 .....	0 .....	0 .....	68 .....	2,041 .....	355 .....	0 .....	0 .....	2,464 .....	0 .....	0 .....	0 .....	2,464 .....	0 .....
AA-1580015 ..	.00000 ..	AIOTI NISSAY DOWA INS. CO. LTD. ....	JPN .....	.....	0 .....	.....0 .....	1 .....	0 .....	0 .....	0 .....	0 .....	0 .....	0 .....	1 .....	0 .....	0 .....	0 .....	1 .....	0 .....
AA-1320230 ..	.00000 ..	PFA TIARD .....	FRA .....	4 .....	0 .....	.....0 .....	0 .....	0 .....	68 .....	2,041 .....	355 .....	0 .....	0 .....	2,464 .....	0 .....	0 .....	0 .....	2,464 .....	0 .....

ANNUAL STATEMENT FOR THE YEAR 2024 OF THE AFFILIATED FM INSURANCE COMPANY

SCHEDULE F - PART 3

Ceded Reinsurance as of December 31, Current Year (\$000 Omitted)

1	2	3	4	5	6	Reinsurance Recoverable On									16	Reinsurance Payable		19	20
						7	8	9	10	11	12	13	14	15		17	18		
ID Number	NAIC Com- pany Code	Name of Reinsurer	Domiciliary Jurisdiction	Special Code	Reinsurance Premiums Ceded	Paid Losses	Paid LAE	Known Case Loss Reserves	Known Case LAE Reserves	IBNR Loss Reserves	IBNR LAE Reserves	Unearned Premiums	Contingent Commis- sions	Columns 7 through 14 Totals	Amount in Dispute included in Column 15	Ceded Balances Payable	Other Amounts Due to Reinsurers	Net Amount Recoverable From Reinsurers Cols. 15 - [17 + 18]	Funds Held by Company Under Reinsurance Treaties
AA-1460028	.00000	PLASTIC OMNIUM RE AG	CHE		22	11	0	0	0	0	0	11	0	22	0	0	0	22	0
AA-2730800	.00000	REASEGURADORA PATRIA S.A.	MEX		40	0	0	0	0	0	0	10	0	10	0	0	0	10	0
AA-1464109	.00000	RELX RISKS SA	CHE		7	0	0	0	0	0	0	0	0	0	0	0	0	0	0
AA-1340022	.00000	REVIUM RUCKVERSICHERUNG AG	DEU		50	0	0	0	0	0	0	0	0	0	0	0	0	0	0
AA-3160102	.00000	RIVERVIEW INSURANCE CO LTD	BRB		824	65	71	1,079	0	0	0	672	0	1,887	0	803	0	1,084	0
98-1291066	.00000	ROOSEVELT INSURANCE COMPANY, LTD	CYM		74	0	0	0	0	0	0	24	0	24	0	0	0	24	0
AA-1370026	.00000	ROQUETTE RE S.A.	LUX		141	415	0	0	0	0	0	0	0	415	0	0	0	415	0
AA-5420022	.00000	SAMSUNG FIRE & MARINE INS CO L	KOR		30	0	0	0	0	0	0	0	0	0	0	0	0	0	0
AA-1320031	.00000	SCOR GLOBAL P&C SE	FRA		24	0	0	0	0	0	0	7	0	7	0	0	0	7	0
AA-1560745	.00000	SCOR REINSURANCE COMPANY OF CANADA	CAN		0	1	0	0	0	0	0	0	0	1	0	0	0	1	0
AA-1370038	.00000	SERECO RE S.A.	LUX		76	0	0	0	0	0	0	0	0	0	0	0	0	0	0
AA-1080028	.00000	SMITHS GROUP INS LTD	GBR		18	0	0	0	0	0	0	0	0	0	0	0	0	0	0
AA-3194212	.00000	SOBRAL LIMITED	BMU		501	0	0	596	0	0	0	186	0	782	0	0	0	782	0
AA-1370031	.00000	SOLVAY HORTENSIA S.A.	LUX		273	0	0	0	0	0	0	15	0	15	0	0	0	15	0
AA-1810009	.00000	STARR EUROPE INS LTD	MLT		5	0	0	0	0	0	0	0	0	0	0	0	0	0	0
AA-3192080	.00000	SUFFOLK INSURANCE LTD	BMU		9	52	3	0	0	0	0	4	0	59	0	0	0	59	0
AA-1460146	.00000	SWISS REINSURANCE COMPANY CANADA	CAN		404	0	0	0	0	0	0	268	0	268	0	204	0	64	0
AA-3191220	.00000	TELLURIDE INSURANCE LTD	BMU		3	0	0	0	0	0	0	1	0	1	0	0	0	1	0
AA-3190305	.00000	THE GROVE INSURANCE COMPANY LIMITED	BMU		199	0	0	0	0	0	0	99	0	99	0	0	0	99	0
AA-1580095	.00000	THE TOA REINS CO LTD	JPN		0	0	1	0	0	0	0	0	0	1	0	0	0	1	0
98-1404041	.00000	THERMO FISHER SCIENTIFIC RE	BMU		9	0	0	0	0	0	0	4	0	4	0	9	0	(5)	0
AA-1580100	.00000	TOKIO MARINE & NICHIDO FIRE INS CO LTD	JPN		5	0	0	0	0	0	0	2	0	2	0	0	0	2	0
AA-1320177	.00000	VEOLIA ENVIRONMENT SERVICES-RE	LUX		65	0	0	0	0	0	0	0	0	0	0	0	0	0	0
AA-1780131	.00000	VITAL BLUE INS DAC	IRL		83	0	0	0	0	0	0	41	0	41	0	81	0	(40)	0
AA-1780072	.00000	XL RE EUROPE SE	GBR		423	0	0	0	0	0	0	0	0	0	0	0	0	0	0
AA-1120001	.00000	ZURICH SPECIALTIES LONDON LTD	GBR		0	0	1	0	0	0	0	0	0	1	0	0	0	1	0
2699999. Total Unauthorized - Other Non-U.S. Insurers					40,949	2,553	160	7,379	476	14,287	2,485	2,906	0	30,246	0	9,469	0	20,777	0
2899999. Total Unauthorized Excluding Protected Cells (Sum of 2299999, 2399999, 2499999, 2599999 and 2699999)					86,991	85	282	7,826	544	16,328	2,840	24,097	0	52,002	0	21,283	0	30,719	0
3299999. Total Certified - Affiliates - U.S. Non-Pool					0	0	0	0	0	0	0	0	0	0	0	0	0	0	0
3599999. Total Certified - Affiliates - Other (Non-U.S.)					0	0	0	0	0	0	0	0	0	0	0	0	0	0	0
3699999. Total Certified - Affiliates					0	0	0	0	0	0	0	0	0	0	0	0	0	0	0
CR-3194126	.00000	ARCH REINSURANCE LTD.	BMU		0	180	9	100	0	0	0	0	0	289	0	(26)	0	315	0
CR-3194122	.00000	DAVINCI REINSURANCE LTD.	BMU		22	13	0	4	0	0	0	0	0	17	0	11	0	6	0
CR-1340125	.00000	HANNOVER RUCK SE	DEU		19,507	1,764	46	6,642	(78)	777	339	5,096	0	14,586	0	3,744	0	10,842	0
CR-1460019	.00000	MS AMLIN AG	BMU		0	0	0	0	0	0	0	0	0	0	0	0	0	0	0
CR-1460146	.00000	SWISS REINSURANCE CO.	CHE		97	711	26	315	0	0	0	69	0	1,121	0	(84)	0	1,205	0
4099999. Total Certified - Other Non-U.S. Insurers					19,626	2,668	81	7,061	(78)	777	339	5,165	0	16,013	0	3,645	0	12,368	0
4299999. Total Certified Excluding Protected Cells (Sum of 3699999, 3799999, 3899999, 3999999 and 4099999)					19,626	2,668	81	7,061	(78)	777	339	5,165	0	16,013	0	3,645	0	12,368	0
4699999. Total Reciprocal Jurisdiction - Affiliates - U.S. Non-Pool					0	0	0	0	0	0	0	0	0	0	0	0	0	0	0
4999999. Total Reciprocal Jurisdiction - Affiliates - Other (Non-U.S.)					0	0	0	0	0	0	0	0	0	0	0	0	0	0	0
5099999. Total Reciprocal Jurisdiction - Affiliates					0	0	0	0	0	0	0	0	0	0	0	0	0	0	0
RJ-3194126	.00000	ARCH REINSURANCE LTD.	BMU		6,865	209	5	1,413	(26)	259	113	1,606	0	3,579	0	1,159	0	2,420	0
RJ-3191352	.00000	ASCOT REINS CO LTD	BMU		613	0	0	0	0	0	0	0	0	0	0	80	0	(80)	0
RJ-3194168	.00000	ASPEN INSURANCE LIMITED	BMU		8,902	756	8	2,434	(31)	311	135	2,080	0	5,693	0	1,696	0	3,997	0
RJ-3194139	.00000	AXIS SPECIALTY LTD	BMU		0	292	0	0	0	0	0	0	0	292	0	0	0	292	0
RJ-1320152	.00000	CHUBB EUROPEAN GROUP	FRA		4	0	0	0	0	0	0	2	0	2	0	0	0	2	0
RJ-3191435	.00000	CONDUIT REINS LTD	BMU		2,594	83	2	779	(16)	155	68	998	0	2,069	0	618	0	1,451	0

ANNUAL STATEMENT FOR THE YEAR 2024 OF THE AFFILIATED FM INSURANCE COMPANY

SCHEDULE F - PART 3

Ceded Reinsurance as of December 31, Current Year (\$000 Omitted)

1	2	3	4	5	6	Reinsurance Recoverable On									16	Reinsurance Payable		19	20	
						7	8	9	10	11	12	13	14	15		17	18			
ID Number	NAIC Com- pany Code	Name of Reinsurer	Domiciliary Jurisdiction	Special Code	Reinsurance Premiums Ceded	Paid Losses	Paid LAE	Known Case Loss Reserves	Known Case LAE Reserves	IBNR Loss Reserves	IBNR LAE Reserves	Unearned Premiums	Contingent Commis- sions	Columns 7 through 14 Totals	Amount in Dispute included in Column 15	Ceded Balances Payable	Other Amounts Due to Reinsurers	Net Amount Recoverable From Reinsurers Cols. 15 - [17 + 18]	Funds Held by Company Under Reinsurance Treaties	
RJ-1120191	00000	CONVEX INSURANCE UK LTD	GBR		3,618	77	0	280	0	0	0	123	0	480	0	730	0	(250)	0	
RJ-3191400	00000	CONVEX RE LIMITED	BMU		1,698	21	0	93	0	0	0	0	0	114	0	217	0	(103)	0	
RJ-3191289	00000	FIDELIS INSURANCE BERMUDA LIMITED	BMU		1	0	0	0	0	0	0	0	0	0	0	0	0	0	0	
RJ-1120175	00000	FIDELIS UNDERWRITING LIMITED	GBR		29	0	0	0	0	0	0	9	0	9	0	0	0	9	0	
RJ-3190875	00000	HISCOX (BERMUDA) LTD	BMU		2,410	103	0	210	0	0	0	0	0	313	0	481	0	(168)	0	
RJ-3190871	00000	LANCASHIRE INSURANCE COMPANY LIMITED	BMU		2,940	89	1	433	(13)	130	56	763	0	1,459	0	665	0	794	0	
RJ-1370048	00000	LIBERTY MUT INS EUROPE LTD	GBR		7	0	0	0	0	0	0	0	0	0	0	0	0	0	0	
RJ-1122000	00000	LLOYD'S	GBR		0	0	0	(2,479)	0	0	0	0	0	(2,479)	0	0	0	(2,479)	0	
RJ-1126033	00000	LLOYDS - SYNDICATE # 0033	GBR		2,381	103	0	210	0	0	0	0	0	313	0	506	0	(193)	0	
RJ-1126435	00000	LLOYDS - SYNDICATE # 0435	GBR		341	65	0	70	0	0	0	0	0	135	0	172	0	(37)	0	
RJ-1126457	00000	LLOYDS - SYNDICATE # 0457	GBR		10	0	0	0	0	0	0	0	0	0	0	0	0	0	0	
RJ-1126510	00000	LLOYDS - SYNDICATE # 0510	GBR		0	289	0	0	0	0	0	0	0	289	0	0	0	289	0	
RJ-1126566	00000	LLOYDS - SYNDICATE # 0566	GBR		1,658	323	0	304	0	0	0	0	0	627	0	407	0	220	0	
RJ-1126623	00000	LLOYDS - SYNDICATE # 0623	GBR		643	19	0	101	(1)	9	4	64	0	196	0	161	0	35	0	
RJ-1127084	00000	LLOYDS - SYNDICATE # 1084	GBR		845	0	0	0	0	0	0	0	0	0	0	0	0	0	0	
RJ-1127183	00000	LLOYDS - SYNDICATE # 1183	GBR		7	0	0	0	0	0	0	3	0	3	0	4	0	(1)	0	
RJ-1120085	00000	LLOYDS - SYNDICATE # 1274	GBR		141	0	0	0	0	0	0	0	0	0	0	0	0	0	0	
RJ-1127301	00000	LLOYDS - SYNDICATE # 1301	GBR		100	0	0	0	0	0	0	3	0	3	0	34	0	(31)	0	
RJ-1127414	00000	LLOYDS - SYNDICATE # 1414	GBR		1,642	0	0	0	0	0	0	224	0	224	0	308	0	(84)	0	
RJ-1120198	00000	LLOYDS - SYNDICATE # 1618	GBR		1	0	0	0	0	0	0	0	0	0	0	0	0	0	0	
RJ-1120157	00000	LLOYDS - SYNDICATE # 1729	GBR		223	5	0	0	0	0	0	0	0	5	0	10	0	(5)	0	
RJ-1120171	00000	LLOYDS - SYNDICATE # 1856	GBR		315	18	0	0	0	0	0	2	0	20	0	69	0	(49)	0	
RJ-1120096	00000	LLOYDS - SYNDICATE # 1880	GBR		0	84	0	0	0	84	0	0	0	84	0	0	0	84	0	
RJ-1120103	00000	LLOYDS - SYNDICATE # 1967	GBR		1	0	0	0	0	0	0	0	0	0	0	0	0	0	0	
RJ-1128001	00000	LLOYDS - SYNDICATE # 2001	GBR		771	80	0	0	0	0	0	0	0	80	0	132	0	(52)	0	
RJ-1128003	00000	LLOYDS - SYNDICATE # 2003	GBR		7	260	0	108	0	0	0	3	0	371	0	0	0	371	0	
RJ-1128010	00000	LLOYDS - SYNDICATE # 2010	GBR		380	32	0	23	0	0	0	1	0	56	0	70	0	(14)	0	
RJ-1128121	00000	LLOYDS - SYNDICATE # 2121	GBR		9	0	0	0	0	0	0	0	0	0	0	4	0	(4)	0	
RJ-1128488	00000	LLOYDS - SYNDICATE # 2488	GBR		1	0	0	0	0	0	0	0	0	0	0	0	0	0	0	
RJ-1128623	00000	LLOYDS - SYNDICATE # 2623	GBR		2,357	86	1	359	(4)	42	19	294	0	797	0	467	0	330	0	
RJ-1128791	00000	LLOYDS - SYNDICATE # 2791	GBR		108	9	0	0	0	0	0	0	0	9	0	13	0	(4)	0	
RJ-1128987	00000	LLOYDS - SYNDICATE # 2987	GBR		4,354	446	0	280	0	0	0	0	0	726	0	773	0	(47)	0	
RJ-1120179	00000	LLOYDS - SYNDICATE # 2988	GBR		0	26	0	0	0	0	0	0	0	26	0	0	0	26	0	
RJ-1129000	00000	LLOYDS - SYNDICATE # 3000	GBR		0	26	0	0	0	0	0	0	0	26	0	0	0	26	0	
RJ-1126005	00000	LLOYDS - SYNDICATE # 4000	GBR		423	0	0	0	0	0	0	0	0	0	0	0	0	0	0	
RJ-1120075	00000	LLOYDS - SYNDICATE # 4020	GBR		1,344	28	0	103	0	0	0	39	0	170	0	266	0	(96)	0	
RJ-1120067	00000	LLOYDS - SYNDICATE # 4242	GBR		0	9	0	0	0	0	0	0	0	9	0	0	0	9	0	
RJ-1126004	00000	LLOYDS - SYNDICATE # 4444	GBR		533	0	0	0	0	0	0	0	0	0	0	32	0	(32)	0	
RJ-1120181	00000	LLOYDS - SYNDICATE # 5886	GBR		0	27	0	0	0	0	0	0	0	27	0	0	0	27	0	
RJ-3191239	00000	LUMEN RE LTD	BMU		345	0	0	70	0	0	0	0	0	70	0	174	0	(104)	0	
RJ-1840000	00000	MAPFRE RE CO DE REASEGUROS S A	ESP		4,840	181	3	1,196	(26)	259	113	1,601	0	3,327	0	1,166	0	2,161	0	
RJ-1460019	00000	MS AMLIN AG	BMU		2,196	168	4	759	(13)	135	59	882	0	1,994	0	494	0	1,500	0	
RJ-1340165	00000	MUNCHENER RUCKVERSICHERUNGS GESELLSCHAFT	DEU		22,933	885	13	4,762	(85)	855	373	5,828	0	12,631	0	4,951	0	7,680	0	
RJ-1460146	00000	SWISS REINSURANCE CO.	CHE		6,021	446	13	2,898	(52)	518	226	3,244	0	7,293	0	1,203	0	6,090	0	
5499999. Total Reciprocal Jurisdiction - Other Non-U.S. Insurers					84,611	5,245	50	14,406	(267)	2,673	1,166	17,769	0	41,042	0	17,062	0	23,980	0	
5699999. Total Reciprocal Jurisdiction Excluding Protected Cells (Sum of 5099999, 5199999, 5299999, 5399999 and 5499999)					84,611	5,245	50	14,406	(267)	2,673	1,166	17,769	0	41,042	0	17,062	0	23,980	0	
5799999. Total Authorized, Unauthorized, Reciprocal Jurisdiction and Certified Excluding Protected Cells (Sum of 1499999, 2899999, 4299999 and 5699999)					809,602	58,533	905	82,844	2,799	113,281	21,558	83,811	0	363,731	0	187,819	22	175,890	0	
5899999. Total Protected Cells (Sum of 1399999, 2799999, 4199999 and 5599999)					0	0	0	0	0	0	0	0	0	0	0	0	0	0	0	0
9999999 Totals					809,602	58,533	905	82,844	2,799	113,281	21,558	83,811	0	363,731	0	187,819	22	175,890	0	

ANNUAL STATEMENT FOR THE YEAR 2024 OF THE AFFILIATED FM INSURANCE COMPANY

SCHEDULE F - PART 3 (Continued)

Ceded Reinsurance as of December 31, Current Year (\$000 Omitted)  
(Credit Risk)

ID Number From Col. 1	Name of Reinsurer From Col. 3	Collateral				25	26	27	Ceded Reinsurance Credit Risk								
		21	22	23	24				28	29	30	31	32	33	34	35	36
		Multiple Beneficiary Trusts	Letters of Credit	Issuing or Confirming Bank Reference Number	Single Beneficiary Trusts & Other Allowable Collateral	Total Funds Held, Payables & Collateral	Net Recoverable Net of Funds Held & Collateral	Applicable Sch. F Penalty (Col. 78)	Total Amount Recoverable from Reinsurers Less Penalty (Cols. 15-27)	Stressed Recoverable (Col. 28 * 120%)	Reinsurance Payable & Funds Held (Cols. 17+18+20; but not in excess of Col. 29)	Stressed Net Recoverable (Cols. 29-30)	Total Collateral (Cols. 21+22 + 24, not in Excess of Col. 31)	Stressed Net Recoverable Net of Collateral Offsets (Cols. 31-32)	Reinsurer Designation Equivalent	Credit Risk on Collateralized Recoverables (Col. 32 * Factor Applicable to Reinsurer Designation Equivalent in Col. 34)	Credit Risk on Un- collateralized Recoverables (Col. 33 * Factor Applicable to Reinsurer Designation Equivalent in Col. 34)
05-0316605 ..	FACTORY MUTUAL INSURANCE COMPANY .....	0	0		0	37,140	0	0	XXX	XXX	XXX	XXX	XXX	XXX	XXX	XXX	XXX
0199999. Total Authorized - Affiliates - U.S. Intercompany Pooling		0	0	XXX	0	37,140	0	0	XXX	XXX	XXX	XXX	XXX	XXX	XXX	XXX	XXX
05-0316605 ..	FACTORY MUTUAL INSURANCE COMPANY .....	0	0		0	0	3,160	0	XXX	XXX	XXX	XXX	XXX	XXX	XXX	XXX	XXX
0399999. Total Authorized - Affiliates - U.S. Non-Pool - Other		0	0	XXX	0	0	3,160	0	XXX	XXX	XXX	XXX	XXX	XXX	XXX	XXX	XXX
0499999. Total Authorized - Affiliates - U.S. Non-Pool		0	0	XXX	0	0	3,160	0	XXX	XXX	XXX	XXX	XXX	XXX	XXX	XXX	XXX
0799999. Total Authorized - Affiliates - Other (Non-U.S.)		0	0	XXX	0	0	0	0	0	0	0	0	0	0	XXX	0	0
0899999. Total Authorized - Affiliates		0	0	XXX	0	37,140	3,160	0	0	0	0	0	0	0	XXX	0	0
06-0237820 ..	ACE PROPERTY & CASUALTY INS CO .....	0	0		0	0	2,933	0	2,933	3,520	0	3,520	0	3,520	1.	0	56
95-3187355 ..	ALLIANZ GLOBAL RISKS US INSURANCE COMPAN .....	0	0		0	0	10	0	10	12	0	12	0	12	2.	0	0
36-0719665 ..	ALLSTATE INSURANCE COMPANY .....	0	0		0	0	4,406	0	4,406	5,287	0	5,287	0	5,287	2.	0	111
36-2661954 ..	AMERICAN AGRICULTURAL INSURANCE COMPANY .....	0	0		59	29	29	0	88	106	59	47	0	47	3.	0	1
13-5124990 ..	AMERICAN HOME ASSURANCE COMPANY .....	0	0		0	2,464	2,464	0	2,464	2,957	0	2,957	0	2,957	3.	0	83
04-1028440 ..	AMERICAN MUTUAL LIABILITY INS. CO. ....	0	0		0	1	1	0	1	1	0	1	0	1	3.	0	0
35-0145400 ..	AMERICAN STATES INSURANCE CO. ....	0	0		0	2	2	0	2	2	0	2	0	2	3.	0	0
06-1430254 ..	ARCH REINSURANCE COMPANY .....	0	0		0	1,101	2,549	510	3,140	3,768	1,101	2,667	0	2,667	2.	0	56
94-1390273 ..	ARGONAUT INSURANCE COMPANY .....	0	0		0	2,595	2,595	0	2,595	3,114	0	3,114	0	3,114	4.	0	103
13-5358230 ..	ARROWOOD INDEMNITY CO .....	0	0		0	4	4	1	3	4	0	4	0	4	6.	0	0
75-2344200 ..	ASPEN AMERICA INS CO .....	0	0		0	135	51	0	186	223	135	88	0	88	3.	0	2
06-1463851 ..	ASPEN SPECILAITY INSURANCE COMP .....	0	0		0	0	9	0	9	11	0	11	0	11	3.	0	0
51-0434766 ..	AXIS REINSURANCE COMPANY .....	0	0		0	0	188	0	188	226	0	226	0	226	3.	0	6
47-0574325 ..	BERKLEY INSURANCE COMPANY .....	0	0		0	101	457	0	558	670	101	569	0	569	2.	0	12
63-0202590 ..	BERKSHIRE HATHAWAY SPECIALTY INSURANCE .....	0	0		0	0	0	0	0	0	0	0	0	0	1.	0	0
94-0631050 ..	CALIFORNIA COMPENSATION CASUALTY COMPANY .....	0	0		0	1	1	0	1	1	0	1	0	1	6.	0	0
39-0971527 ..	CAPITOL INDEMNITY CORPORATION .....	0	0		0	0	2,464	0	2,464	2,957	0	2,957	0	2,957	3.	0	83
95-2371728 ..	CHUBB USA .....	0	0		0	0	11	0	11	13	0	13	0	13	1.	0	0
31-0542366 ..	CINCINNATI INSURANCE CO. ....	0	0		0	146	0	0	146	175	175	0	0	0	2.	0	0
06-0949141 ..	COLOGNE REINSURANCE CO. OF AMERICA .....	0	0		0	0	1	0	1	1	0	1	0	1	6.	0	0
06-0303520 ..	CONNECTICUT INDEMNITY COMPANY .....	0	0		0	0	2	0	2	2	0	2	0	2	6.	0	0
31-0908652 ..	CONSTELLATION REINSURANCE CO. ....	0	0		0	0	5	1	4	5	0	5	0	5	6.	0	1
36-2114545 ..	CONTINENTAL CASUALTY COMPANY .....	0	0		2	2	3	1	4	5	0	5	2	3	3.	0	0
13-5010440 ..	CONTINENTAL INSURANCE COMPANY .....	0	0		0	0	2,488	0	2,488	2,986	0	2,986	0	2,986	3.	0	84
37-0807507 ..	COUNTRY MUTUAL INSURANCE COMPANY .....	0	0		0	0	1	0	1	1	0	1	0	1	2.	0	0
38-2145898 ..	DORINCO REINSURANCE COMPANY .....	0	0		0	0	2,581	0	2,581	3,097	0	3,097	0	3,097	3.	0	87
63-0329091 ..	EMC PROPERTY & CASUALTY .....	0	0		0	0	2,464	0	2,464	2,957	0	2,957	0	2,957	3.	0	83
39-0264050 ..	EMPLOYERS INSURANCE OF WAUSAU .....	0	0		0	0	2,725	0	2,725	3,270	0	3,270	0	3,270	3.	0	92
42-0234980 ..	EMPLOYERS MUTUAL CASUALTY COMPANY .....	0	0		1	1	64	0	65	78	0	78	1	77	3.	0	2
35-2293075 ..	ENDURANCE ASSURANCE CORP .....	0	0		0	341	1,768	354	1,755	2,106	341	1,765	0	1,765	2.	0	37
22-2005057 ..	EVEREST REINSURANCE COMPANY .....	0	0		717	6,151	16,374	1	22,524	27,029	5,434	21,595	717	20,878	2.	15	438
13-2915260 ..	FARMERS GROUP PROPERTY AND CASUALTY INS .....	0	0		0	0	6	1	5	6	0	6	0	6	3.	0	0
06-1325038 ..	FINIAL REINSURANCE COMPANY .....	0	0		0	0	1	0	1	1	0	1	0	1	3.	0	0
94-1032958 ..	FREMONT INDEMNITY COMPANY .....	0	0		0	0	1	0	1	1	0	1	0	1	6.	0	0
75-1588101 ..	GEICO GENERAL INSURANCE COMPANY .....	0	0		0	0	2,464	0	2,464	2,957	0	2,957	0	2,957	1.	0	47

Ceded Reinsurance as of December 31, Current Year (\$000 Omitted)  
(Credit Risk)

## 23.1

ANNUAL STATEMENT FOR THE YEAR 2024 OF THE AFFILIATED FM INSURANCE COMPANY

SCHEDULE F - PART 3 (Continued)

Ceded Reinsurance as of December 31, Current Year (\$000 Omitted)

(Credit Risk)

ID Number From Col. 1	Name of Reinsurer From Col. 3	Collateral				25	26	27	Ceded Reinsurance Credit Risk								
		21	22	23	24				28	29	30	31	32	33	34	35	36
		Multiple Beneficiary Trusts	Letters of Credit	Issuing or Confirming Bank Reference Number	Single Beneficiary Trusts & Other Allowable Collateral	Total Funds Held, Payables & Collateral	Net Recoverable Net of Funds Held & Collateral	Applicable Sch. F Penalty (Col. 78)	Total Amount Recoverable from Reinsurers Less Penalty (Cols. 15-27)	Stressed Recoverable (Col. 28 * 120%)	Reinsurance Payable & Funds Held (Cols. 17+18+20; but not in excess of Col. 29)	Stressed Net Recoverable (Cols. 29-30)	Total Collateral (Cols. 21+22 + 24, not in Excess of Col. 31)	Stressed Net Recoverable Net of Collateral Offsets (Cols. 31-32)	Reinsurer Designation Equivalent	Credit Risk on Collateralized Recoverables (Col. 32 * Factor Applicable to Reinsurer Designation Equivalent in Col. 34)	Credit Risk on Un- collateralized Recoverables (Col. 33 * Factor Applicable to Reinsurer Designation Equivalent in Col. 34)
02-0349547 ..	US INTERNATIONAL REINSURANCE CO .....	.0	.0		.0	.0	.2	.0	.2	.2	.0	.2	.0	.2	6.	.0	.0
63-0598629 ..	VESTA FIRE INSURANCE CORPORATION .....	.0	.0		.0	.0	.1	.0	.1	.1	.0	.1	.0	.1	6.	.0	.0
92-0040526 ..	WESTCHESTER FIRE INSURANCE COMPANY .....	.0	.0		.0	.0	1,312	262	1,050	1,260	.0	1,260	.0	1,260	1.	.0	.20
48-0921045 ..	WESTPORT INSURANCE CORPORATION .....	.0	.0		.0	.0	3,495	.0	3,495	4,194	.0	4,194	.0	4,194	2.	.0	.88
75-6017952 ..	XL INS AMERICA INC .....	.0	.0		.0	(4)	.9	.0	.5	.6	(4)	10	.0	10	2.	.0	.0
13-1290712 ..	XL REINSURANCE AMERICA INC. ....	.0	.0		.0	2,080	8,957	.0	11,037	13,244	2,080	11,164	.0	11,164	2.	.0	234
36-4233459 ..	ZURICH AMERICAN INSURANCE COMPANY .....	.0	.0		.0	.0	19	.0	19	23	.0	23	.0	23	2.	.0	.0
36-2781080 ..	ZURICH AMERICAN INSURANCE COMPANY OF ILL .....	.0	.0		.0	.0	.0	.0	.0	.0	.0	.0	.0	.0	2.	.0	.0
09999999	Total Authorized - Other U.S. Unaffiliated Insurers	.0	1	XXX	774	23,176	140,858	2,147	161,888	194,265	22,454	171,811	774	171,037	XXX	16	4,926
AA-9995022 ..	EXCESS AND CASUALTY REINSURANCE ASSOC. ....	.0	.0		.0	.0	6,698	.0	6,698	8,038	.0	8,038	.0	8,038	6.	.0	965
11999999	Total Authorized - Pools - Voluntary Pools	.0	.0	XXX	.0	.0	6,698	.0	6,698	8,038	.0	8,038	.0	8,038	XXX	.0	965
AA-1370047 ..	AIG EUROPE S.A. ....	.0	.0		.0	.0	.0	.0	.0	.0	.0	.0	.0	.0	6.	.0	.0
AA-1580015 ..	AIOI NISSAY DOWA INS CO LTD .....	.0	.0		.0	.0	.1	.0	.1	.1	.0	.1	.0	.1	2.	.0	.0
AA-1120140 ..	ALLIANZ CORNHILL INSURANCE PLC .....	.0	.0		.0	.0	2,464	.0	2,464	2,957	.0	2,957	.0	2,957	6.	.0	355
AA-1344102 ..	ALLIANZ GLOBAL CORP & SPECIALTY AG .....	.0	.0		.0	.1	.0	.0	.1	.1	.1	.0	.0	.0	2.	.0	.0
AA-3190932 ..	ARGO RE LTD .....	.0	.0		171	84	.0	.0	84	101	.0	101	101	.0	4.	.3	.0
AA-3194168 ..	ASPEN INSURANCE LIMITED .....	.0	.0		.0	.0	135	.0	135	162	.0	162	.0	162	3.	.0	5
AA-1120337 ..	ASPEN INSURANCE UK LIMITED .....	.0	.0		.0	94	1,895	.0	1,895	2,274	94	2,180	.0	2,180	3.	.0	61
AA-1360015 ..	ASSICURAZIONI GEN S P A .....	.0	.0		.0	.0	2,464	.0	2,464	2,957	.0	2,957	.0	2,957	2.	.0	.62
AA-1120660 ..	AVIVA INSURANCE LIMITED .....	.0	.0		.0	.6	.0	.0	6	.7	6	.1	.0	.1	2.	.0	.0
AA-1120049 ..	AXA XL INS CO UK LTD .....	.0	.0		.0	.5	.0	.0	5	.6	.0	.0	.0	.0	2.	.0	.0
AA-1784130 ..	AXIS SPECIALTY EUROPE LTD. ....	.0	.0		.0	.0	.0	.0	2	.2	.0	.2	.0	.2	3.	.0	.0
AA-3194139 ..	AXIS SPECIALTY LTD .....	.0	.0		.0	(15)	359	72	272	327	(15)	342	.0	342	3.	.0	10
AA-5280012 ..	CENTRAL REINSURANCE CORPORATION .....	.0	.0		.0	.0	2,464	.0	2,464	2,957	.0	2,957	.0	2,957	3.	.0	83
AA-1120191 ..	CONVEX INSURANCE UK LTD .....	.0	.0		.0	.0	394	.0	394	473	.0	473	.0	473	3.	.0	13
AA-1120355 ..	CX REINSURANCE COMPANY LTD .....	.0	.0		.0	.0	.1	.0	.1	.1	.0	.1	.0	.1	6.	.0	.0
AA-1120495 ..	DOMINION INSURANCE COMPANY LIMITED .....	.0	.0		.0	.0	2,475	.0	2,475	2,970	.0	2,970	.0	2,970	6.	.0	356
AA-1124129 ..	ENDURANCE WORLDWIDE INSURANCE LTD .....	.0	.0		.0	.1	.0	.0	1	.1	.1	.0	.0	.0	2.	.0	.0
AA-1340125 ..	HANNOVER RUCK SE .....	.0	.0		.0	.0	.2	.0	2	.2	.0	.2	.0	.2	2.	.0	.0
AA-1340106 ..	HDI GLOBAL SE .....	.0	.0		.0	.0	6	.0	6	.7	.0	.7	.0	.7	2.	.0	.0
AA-3190080 ..	HEDDINGTON INSURANCE LTD. ....	.0	.0		.0	.0	2,475	.0	2,475	2,970	.0	2,970	.0	2,970	6.	.0	356
AA-1460080 ..	HELVETIA SCHWEIZERISCHE .....	.0	.0		.0	11	.0	.0	11	13	.0	.0	.0	.0	3.	.0	.0
AA-2230425 ..	I.R.B. , IST. DE RESS DO BRAZIL .....	.0	.0		.0	488	2,857	.0	3,345	4,014	488	3,526	.0	3,526	4.	.0	116
AA-3190871 ..	LANCASHIRE INSURANCE COMPANY LIMITED .....	.0	.0		.0	.0	10	.0	10	12	.0	12	.0	12	3.	.0	.0
AA-1370048 ..	LIBERTY MUT INS EUROPE LTD .....	.0	.0		.0	.0	.2	.0	2	.2	.0	.2	.0	.2	6.	.0	.0
AA-1122000 ..	LLOYD'S .....	.0	.0		.0	.0	2,479	.0	2,479	2,975	.0	2,975	.0	2,975	3.	.0	83
AA-1126033 ..	LLOYDS - SYNDICATE # 0033 .....	.0	.0		.0	.0	34	.7	27	33	.0	33	.0	33	3.	.0	1
AA-1126183 ..	LLOYDS - SYNDICATE # 0183 .....	.0	.0		.0	.0	.0	.0	.0	.0	.0	.0	.0	.0	3.	.0	.0
AA-1126435 ..	LLOYDS - SYNDICATE # 0435 .....	.0	.0		.0	.0	23	.0	23	28	.0	28	.0	28	3.	.0	1
AA-1126510 ..	LLOYDS - SYNDICATE # 0510 .....	.0	.0		.0	.0	101	.0	101	121	.0	121	.0	121	3.	.0	.3
AA-1126566 ..	LLOYDS - SYNDICATE # 0566 .....	.0	.0		.0	.0	96	.0	96	115	.0	115	.0	115	3.	.0	3
AA-1126609 ..	LLOYDS - SYNDICATE # 0609 .....	.0	.0		.0	.2	381	.0	383	460	2	458	.0	458	3.	.0	13
AA-1126623 ..	LLOYDS - SYNDICATE # 0623 .....	.0	.0		.0	.0	4	.0	4	.5	.0	.5	.0	.5	3.	.0	.0



ANNUAL STATEMENT FOR THE YEAR 2024 OF THE AFFILIATED FM INSURANCE COMPANY

SCHEDULE F - PART 3 (Continued)

Ceded Reinsurance as of December 31, Current Year (\$000 Omitted)

(Credit Risk)

ID Number From Col. 1	Name of Reinsurer From Col. 3	Collateral				25	26	27	Ceded Reinsurance Credit Risk								
		21	22	23	24				28	29	30	31	32	33	34	35	36
		Multiple Beneficiary Trusts	Letters of Credit	Issuing or Confirming Bank Reference Number	Single Beneficiary Trusts & Other Allowable Collateral	Total Funds Held, Payables & Collateral	Net Recoverable Net of Funds Held & Collateral	Applicable Sch. F Penalty (Col. 78)	Total Amount Recoverable from Reinsurers Less Penalty (Cols. 15-27)	Stressed Recoverable (Col. 28 * 120%)	Reinsurance Payable & Funds Held (Cols. 17+18+20; but not in excess of Col. 29)	Stressed Net Recoverable (Cols. 29-30)	Total Collateral (Cols. 21+22 + 24, not in Excess of Col. 31)	Stressed Net Recoverable Net of Collateral Offsets (Cols. 31-32)	Reinsurer Designation Equivalent	Credit Risk on Collateralized Recoverables (Col. 32 * Factor Applicable to Reinsurer Designation Equivalent in Col. 34)	Credit Risk on Un- collateralized Recoverables (Col. 33 * Factor Applicable to Reinsurer Designation Equivalent in Col. 34)
AA-1127084 ..	LLOYDS - SYNDICATE # 1084 .....	.0	.0		.0	.0	376	.0	376	.451	.0	.451	.0	.451	3.....	.0	13
AA-1127183 ..	LLOYDS - SYNDICATE # 1183 .....	.0	.0		.0	.0	3	.0	3	.4	.0	.4	.0	.4	3.....	.0	0
AA-1127200 ..	LLOYDS - SYNDICATE # 1200 .....	.0	.0		.0	(14)	14	.0	0	.0	(14)	.0	.0	.0	3.....	.0	0
AA-1127218 ..	LLOYDS - SYNDICATE # 1218 .....	.0	.0		.0	(13)	13	.0	0	.0	(13)	.0	.0	.0	3.....	.0	0
AA-1120085 ..	LLOYDS - SYNDICATE # 1274 .....	.0	.0		.0	(18)	20	.0	2	.2	(18)	.0	.0	.0	3.....	.0	1
AA-1127414 ..	LLOYDS - SYNDICATE # 1414 .....	.0	.0		.0	(6)	0	.0	0	.0	.0	.0	.0	.0	3.....	.0	0
AA-1127688 ..	LLOYDS - SYNDICATE # 1688 .....	.0	.0		.0	25	20	.0	45	.54	.25	.29	.0	.29	3.....	.0	1
AA-1120157 ..	LLOYDS - SYNDICATE # 1729 .....	.0	.0		.0	.0	1	.0	1	.1	.0	.1	.0	.1	3.....	.0	0
AA-1120171 ..	LLOYDS - SYNDICATE # 1856 .....	.0	.0		.0	.0	6	.0	6	.7	.0	.7	.0	.7	3.....	.0	0
AA-1127861 ..	LLOYDS - SYNDICATE # 1861 .....	.0	.0		.0	.0	99	.0	99	.119	.0	.119	.0	.119	3.....	.0	3
AA-1120096 ..	LLOYDS - SYNDICATE # 1880 .....	.0	.0		.0	.0	29	.0	29	.35	.0	.35	.0	.35	3.....	.0	1
AA-1120161 ..	LLOYDS - SYNDICATE # 1980 .....	.0	.0		.0	(7)	7	.0	0	.0	(7)	.0	.0	.0	3.....	.0	0
AA-1128001 ..	LLOYDS - SYNDICATE # 2001 .....	.0	.0		.0	21	27	.0	48	.58	.21	.37	.0	.37	3.....	.0	1
AA-1128003 ..	LLOYDS - SYNDICATE # 2003 .....	.0	.0		.0	.0	359	.0	359	.431	.0	.431	.0	.431	3.....	.0	12
AA-1120071 ..	LLOYDS - SYNDICATE # 2007 .....	.0	.0		.0	(28)	28	.0	0	.0	(28)	.0	.0	.0	3.....	.0	1
AA-1128010 ..	LLOYDS - SYNDICATE # 2010 .....	.0	.0		.0	.0	10	.0	10	.12	.0	.12	.0	.12	3.....	.0	0
AA-1128020 ..	LLOYDS - SYNDICATE # 2020 .....	.0	.0		.0	.0	0	.0	0	.0	.0	.0	.0	.0	3.....	.0	0
AA-1120112 ..	LLOYDS - SYNDICATE # 2232 .....	.0	.0		.0	.0	2	.0	2	.2	.0	.2	.0	.2	3.....	.0	0
AA-1128623 ..	LLOYDS - SYNDICATE # 2623 .....	.0	.0		.0	(18)	35	.0	17	.20	(18)	.38	.0	.38	3.....	.0	1
AA-1128791 ..	LLOYDS - SYNDICATE # 2791 .....	.0	.0		.0	.2	1	.0	3	.4	.2	.2	.0	.2	3.....	.0	0
AA-1128987 ..	LLOYDS - SYNDICATE # 2987 .....	.0	.0		.0	.0	130	.0	130	.156	.0	.156	.0	.156	3.....	.0	4
AA-1120179 ..	LLOYDS - SYNDICATE # 2988 .....	.0	.0		.0	.0	9	.0	9	.11	.0	.11	.0	.11	3.....	.0	0
AA-1129000 ..	LLOYDS - SYNDICATE # 3000 .....	.0	.0		.0	.0	7	.0	7	.8	.0	.8	.0	.8	3.....	.0	0
AA-1129210 ..	LLOYDS - SYNDICATE # 3210 .....	.0	.0		.0	(25)	25	.0	0	.0	(25)	.25	.0	.25	3.....	.0	1
AA-1126005 ..	LLOYDS - SYNDICATE # 4000 .....	.0	.0		.0	.0	282	.0	282	.338	.0	.338	.0	.338	3.....	.0	9
AA-1120075 ..	LLOYDS - SYNDICATE # 4020 .....	.0	.0		.0	(13)	30	.0	17	.20	(13)	.33	.0	.33	3.....	.0	1
AA-1120067 ..	LLOYDS - SYNDICATE # 4242 .....	.0	.0		.0	.0	3	.0	3	.4	.0	.4	.0	.4	3.....	.0	0
AA-1126004 ..	LLOYDS - SYNDICATE # 4444 .....	.0	.0		.0	.0	187	.0	187	.224	.0	.224	.0	.224	3.....	.0	6
AA-1120181 ..	LLOYDS - SYNDICATE # 5886 .....	.0	.0		.0	.0	9	.0	9	.11	.0	.11	.0	.11	3.....	.0	0
AA-1840000 ..	MAPFRE RE CO DE REASEGUROS S A .....	.0	.0		.0	(111)	647	.0	536	.643	(111)	.754	.0	.754	3.....	.0	21
AA-3190829 ..	MARKEL BERMUDA LIMITED .....	.0	.0		.0	.0	0	.0	0	.0	.0	.0	.0	.0	3.....	.0	0
AA-1121410 ..	MITSUI SUMITOMO INS CO (EUROPE) LTD .....	.0	.0		.0	.0	2,467	.0	2,467	.2,960	.0	.2,960	.0	.2,960	3.....	.0	83
AA-1580065 ..	NISSAN FIRE & MARINE INSURANCE CO. LTD. ....	.0	.0		.0	.0	2,472	.0	2,472	.2,966	.0	.2,966	.0	.2,966	6.....	.0	356
AA-3190686 ..	PARTNERRE GRP .....	.0	.0		.0	(1)	1	.0	0	.0	(1)	.1	.0	.1	2.....	.0	0
AA-3190339 ..	RENAISSANCE REINSURANCE LTD. ....	.0	.0		.0	11	14	.0	25	.30	.11	.19	.0	.19	2.....	.0	0
AA-1580110 ..	SOMPO JAPAN INSURANCE INC. ....	.0	.0		.0	.0	1	.0	1	.1	.0	.1	.0	.1	2.....	.0	0
AA-1120962 ..	ST PAUL REINSURANCE CO. LTD. (UK CORP) .....	.0	.0		.0	.0	1	.0	1	.1	.0	.1	.0	.1	6.....	.0	0
AA-1121380 ..	STOREBRAND INSURANCE CO. (UK) LTD. ....	.0	.0		.0	.0	2,464	.0	2,464	.2,957	.0	.2,957	.0	.2,957	6.....	.0	355
AA-1370020 ..	SWISS RE INTERNATIONAL SE .....	.0	.0		.0	.0	1	.0	1	.1	.0	.1	.0	.1	2.....	.0	0
AA-1121445 ..	TOKIO MARINE EUROPE INS LTD .....	.0	.0		.0	.0	2,464	.0	2,464	.2,957	.0	.2,957	.0	.2,957	6.....	.0	355
AA-1121375 ..	TRAVELERS INS CO LTD .....	.0	.0		.0	.0	2,466	.0	2,466	.2,959	.0	.2,959	.0	.2,959	1.....	.0	47
AA-1121480 ..	UNIONAMERICA INSURANCE COMPANY LTD. ....	.0	.0		.0	.0	2,464	.0	2,464	.2,957	.0	.2,957	.0	.2,957	6.....	.0	355
AA-1460185 ..	WINTERTHUR SCHWEIZERISCHE VERSGES AG .....	.0	.0		.0	.0	2,472	.494	1,978	.2,373	.0	.2,373	.0	.2,373	6.....	.0	285
AA-1121575 ..	YASUDA FIRE & MARINE INS CO OF EUROPE .....	.0	.0		.0	.0	2,464	.0	2,464	.2,957	.0	.2,957	.0	.2,957	6.....	.0	355

ANNUAL STATEMENT FOR THE YEAR 2024 OF THE AFFILIATED FM INSURANCE COMPANY

SCHEDULE F - PART 3 (Continued)

Ceded Reinsurance as of December 31, Current Year (\$000 Omitted)

(Credit Risk)

ID Number From Col. 1	Name of Reinsurer From Col. 3	Collateral				25	26	27	Ceded Reinsurance Credit Risk								
		21	22	23	24				28	29	30	31	32	33	34	35	36
		Multiple Beneficiary Trusts	Letters of Credit	Issuing or Confirming Bank Reference Number	Single Beneficiary Trusts & Other Allowable Collateral	Total Funds Held, Payables & Collateral	Net Recoverable Net of Funds Held & Collateral	Applicable Sch. F Penalty (Col. 78)	Total Amount Recoverable from Reinsurers Less Penalty (Cols. 15-27)	Stressed Recoverable (Col. 28 * 120%)	Reinsurance Payable & Funds Held (Cols. 17+18+20; but not in excess of Col. 29)	Stressed Net Recoverable (Cols. 29-30)	Total Collateral (Cols. 21+22 + 24, not in Excess of Col. 31)	Stressed Net Recoverable Net of Collateral Offsets (Cols. 31-32)	Reinsurer Designation Equivalent	Credit Risk on Collateralized Recoverables (Col. 32 * Factor Applicable to Reinsurer Designation Equivalent in Col. 34)	Credit Risk on Un- collateralized Recoverables (Col. 33 * Factor Applicable to Reinsurer Designation Equivalent in Col. 34)
1299999.	Total Authorized - Other Non-U.S. Insurers	0	0	XXX	171	482	43,160	575	43,073	51,688	407	51,281	101	51,180	XXX	3	3,792
1499999.	Total Authorized Excluding Protected Cells (Sum of 0899999, 0999999, 1099999, 1199999 and 1299999)	0	1	XXX	945	60,798	193,876	2,722	211,659	253,991	22,861	231,130	875	230,255	XXX	19	9,683
1899999.	Total Unauthorized - Affiliates - U.S. Non-Pool	0	0	XXX	0	0	0	0	XXX	XXX	XXX	XXX	XXX	XXX	XXX	XXX	XXX
AA-3190418 ..	NEW PROVIDENCE MUTUAL LIMITED .....	0	0		0	0	46	46	0	0	0	0	0	0	6	0	0
1999999.	Total Unauthorized - Affiliates - Other (Non-U.S.) - Captive	0	0	XXX	0	0	46	46	0	0	0	0	0	0	XXX	0	0
AA-3190411 ..	RISK ENGINEERING INSURANCE COMPANY LTD .....	0	0		26,405	18,315	0	0	18,315	21,978	11,832	10,146	10,146	0	2	213	0
2099999.	Total Unauthorized - Affiliates - Other (Non-U.S.) - Other	0	0	XXX	26,405	18,315	0	0	18,315	21,978	11,832	10,146	10,146	0	XXX	213	0
2199999.	Total Unauthorized - Affiliates - Other (Non-U.S.)	0	0	XXX	26,405	18,315	46	46	18,315	21,978	11,832	10,146	10,146	0	XXX	213	0
2299999.	Total Unauthorized - Affiliates	0	0	XXX	26,405	18,315	46	46	18,315	21,978	11,832	10,146	10,146	0	XXX	213	0
20-5612765 ..	CANOPIUS US INSURANCE, INC .....	0	0		0	0	0	0	0	0	0	0	0	0	4	0	0
87-1924654 ..	CLAREMONT IC .....	0	0		0	0	1	1	0	0	0	0	0	0	6	0	0
61-1737197 ..	DIGITAL SIERRA INSURANCE LIMITED .....	0	0		0	0	0	0	0	0	0	0	0	0	6	0	0
26-0147121 ..	EFFEM REINSURANCE COMPANY .....	0	0		0	0	0	0	0	0	0	0	0	0	6	0	0
03-0461286 ..	EPIC INSURANCE COMPANY .....	0	0		0	0	2	2	0	0	0	0	0	0	6	0	0
95-1466743 ..	FINANCIAL INDEMNITY COMPANY .....	0	0		0	0	68	68	2,396	2,875	0	2,875	0	2,875	4	0	95
47-5663358 ..	FIRST TOWER PARTNERS, LLC .....	0	0		0	1	921	922	0	0	0	0	0	0	6	0	0
02-0712840 ..	HIGHLAND PARK INSURANCE COMPANY .....	0	0		0	0	1	1	0	0	0	0	0	0	6	0	0
93-4053967 ..	MANGROVE CELL 61 PC .....	0	0		0	0	0	0	0	0	0	0	0	0	6	0	0
31-4177110 ..	NATIONWIDE MUTUAL FIRE INSURANCE COMPANY .....	0	0		0	(27)	26	0	0	0	(27)	27	0	27	6	0	3
20-4148226 ..	SENTINEL PROTECTION & INDEMNITY COMPANY .....	0	0		0	0	0	0	0	0	0	0	0	0	6	0	0
51-0387023 ..	THOMSON REUTERS RISK MGMT INC .....	0	0		0	6	0	0	6	7	7	0	0	0	6	0	0
2399999.	Total Unauthorized - Other U.S. Unaffiliated Insurers	0	0	XXX	0	(20)	1,019	994	2,402	2,882	(20)	2,902	0	2,902	XXX	0	98
AA-9991310 ..	FLORIDA HURRICANE CATASTROPHE FUND .....	0	0		0	0	0	0	XXX	XXX	XXX	XXX	XXX	XXX	XXX	XXX	XXX
AA-9991500 ..	ILLINOIS MINE SUBSIDENCE FUND .....	0	0		0	0	0	0	XXX	XXX	XXX	XXX	XXX	XXX	XXX	XXX	XXX
2499999.	Total Unauthorized - Pools - Mandatory Pools	0	0	XXX	0	0	0	0	XXX	XXX	XXX	XXX	XXX	XXX	XXX	XXX	XXX
98-0413961 ..	ADIDAS INTERNATIONAL RE LIMITED (AIR) .....	0	0		0	0	1,001	1,001	0	0	0	0	0	0	6	0	0
AA-1120841 ..	AIG EUROPE LIMITED .....	0	0		0	0	9	9	0	0	0	0	0	0	6	0	0
AA-5320036 ..	AIG INSURANCE HONG KONG LIMITED .....	0	0		0	4	0	0	0	5	5	0	0	0	3	0	0
AA-1320065 ..	ALLIANZ GLOBAL CORPORATE & SPECIALTY (FR .....	0	0		0	0	2	2	0	0	0	0	0	0	6	0	0
AA-1780091 ..	ARCH REINS EUROPE UNDERWRITING LTD .....	0	0		91	0	0	0	0	0	0	0	0	0	6	0	0
AA-1560118 ..	ARCH REINSURANCE COMPANY .....	0	0		0	181	427	427	181	217	181	36	0	36	2	0	1
AA-1440023 ..	ASSA ABLOY FORSAKRINGS AB .....	0	0		0	0	90	90	0	0	0	0	0	0	6	0	0
AA-1120701 ..	ATLAS ASSURANCE COMPANY LIMITED .....	0	0		0	0	1	1	0	0	0	0	0	0	6	0	0
AA-3191454 ..	AXA XL BERMUDA .....	0	2,509	0002	0	679	0	0	679	815	815	0	0	0	6	0	0
AA-1120297 ..	BRITISH NATIONAL INSURANCE COMPANY LTD. ....	0	0		0	0	1	1	0	0	0	0	0	0	6	0	0
AA-3191390 ..	CASTLE HARBOUR INSURANCE LIMITED .....	0	0		0	0	0	0	0	0	0	0	0	0	6	0	0
AA-5320057 ..	CHUBB INS HONG KONG .....	0	0		0	12	0	0	12	14	14	0	0	0	6	0	0
AA-1320105 ..	CIE TRANSCONTINENTALE DE REASSURANCE .....	0	0		0	0	2	2	0	0	0	0	0	0	6	0	0
AA-1320035 ..	COLISEE RE .....	0	0		0	0	73	73	2,396	2,875	0	2,875	0	2,875	6	0	345
AA-3191435 ..	CONDUIT REINS LTD .....	0	223	0003	0	122	0	0	122	146	(40)	186	186	0	4	6	0

Ceded Reinsurance as of December 31, Current Year (\$000 Omitted)  
(Credit Risk)

## 23.5

ANNUAL STATEMENT FOR THE YEAR 2024 OF THE AFFILIATED FM INSURANCE COMPANY

SCHEDULE F - PART 3 (Continued)

Ceded Reinsurance as of December 31, Current Year (\$000 Omitted)  
(Credit Risk)

ID Number From Col. 1	Name of Reinsurer From Col. 3	Collateral				25	26	27	Ceded Reinsurance Credit Risk								
		21	22	23	24				28	29	30	31	32	33	34	35	36
		Multiple Beneficiary Trusts	Letters of Credit	Issuing or Confirming Bank Reference Number	Single Beneficiary Trusts & Other Allowable Collateral	Total Funds Held, Payables & Collateral	Net Recoverable Net of Funds Held & Collateral	Applicable Sch. F Penalty (Col. 78)	Total Amount Recoverable from Reinsurers Less Penalty (Cols. 15-27)	Stressed Recoverable (Col. 28 * 120%)	Reinsurance Payable & Funds Held (Cols. 17+18+20; but not in excess of Col. 29)	Stressed Net Recoverable (Cols. 29-30)	Total Collateral (Cols. 21+22 + 24, not in Excess of Col. 31)	Stressed Net Recoverable Net of Collateral Offsets (Cols. 31-32)	Reinsurer Designation Equivalent	Credit Risk on Collateralized Recoverables (Col. 32 * Factor Applicable to Reinsurer Designation Equivalent in Col. 34)	Credit Risk on Un- collateralized Recoverables (Col. 33 * Factor Applicable to Reinsurer Designation Equivalent in Col. 34)
AA-1560745 ..	SCOR REINSURANCE COMPANY OF CANADA .....	0	0		0	0	1	.1	0	0	0	0	0	0	3.	0	0
AA-1370038 ..	SERECO RE S.A. ....	0	0		0	0	0	0	0	0	0	0	0	0	6.	0	0
AA-1080028 ..	SMITHS GROUP INS LTD .....	0	0		0	0	0	0	0	0	0	0	0	0	6.	0	0
AA-3194212 ..	SOBRAL LIMITED .....	0	0		0	0	782	.782	0	0	0	0	0	0	6.	0	0
AA-1370031 ..	SOLVAY HORTENSIA S.A. ....	0	0		0	0	15	15	0	0	0	0	0	0	6.	0	0
AA-1810009 ..	STARR EUROPE INS LTD .....	0	0		0	0	0	0	0	0	0	0	0	0	3.	0	0
AA-3192080 ..	SUFFOLK INSURANCE LTD .....	0	0		0	0	59	59	0	0	0	0	0	0	6.	0	0
AA-1460146 ..	SWISS REINSURANCE COMPANY CANADA .....	0	0		0	204	64	64	204	245	204	41	0	41	2.	0	1
AA-3191220 ..	TELLURIDE INSURANCE LTD .....	0	0		0	0	1	1	0	0	0	0	0	0	6.	0	0
AA-3190305 ..	THE GROVE INSURANCE COMPANY LIMITED .....	0	0		0	0	99	99	0	0	0	0	0	0	6.	0	0
AA-1580095 ..	THE TOA REINS CO LTD .....	0	0		0	0	1	1	0	0	0	0	0	0	3.	0	0
98-1404041 ..	THERMO FISHER SCIENTIFIC RE .....	0	0		0	4	0	0	4	5	5	0	0	0	6.	0	0
AA-1580100 ..	TOKIO MARINE & NICHIDO FIRE INS CO LTD .....	0	0		0	0	2	2	0	0	0	0	0	0	1.	0	0
AA-1320177 ..	VEOLIA ENVIRONMENT SERVICES-RE .....	0	0		0	0	0	0	0	0	0	0	0	0	6.	0	0
AA-1780131 ..	VITAL BLUE INS DAC .....	0	0		0	41	0	0	41	49	49	0	0	0	6.	0	0
AA-1780072 ..	XL RE EUROPE SE .....	0	0		0	0	0	0	0	0	0	0	0	0	2.	0	0
AA-1120001 ..	ZURICH SPECIALTIES LONDON LTD .....	0	0		0	0	1	1	0	0	0	0	0	0	6.	0	0
26999999. Total Unauthorized - Other Non-U.S. Insurers		0	24, 118	XXX	6, 755	9, 520	3, 954	3, 954	26, 292	31, 550	4, 685	26, 865	6, 527	20, 338	XXX	161	2, 148
28999999. Total Unauthorized Excluding Protected Cells (Sum of 22999999, 23999999, 24999999, 25999999 and 26999999)		0	24, 118	XXX	33, 160	27, 815	5, 019	4, 994	47, 009	56, 411	16, 498	39, 913	16, 673	23, 240	XXX	374	2, 246
32999999. Total Certified - Affiliates - U.S. Non-Pool		0	0	XXX	0	0	0	0	XXX	XXX	XXX	XXX	XXX	XXX	XXX	XXX	XXX
35999999. Total Certified - Affiliates - Other (Non-U.S.)		0	0	XXX	0	0	0	0	0	0	0	0	0	0	XXX	0	0
36999999. Total Certified - Affiliates		0	0	XXX	0	0	0	0	0	0	0	0	0	0	XXX	0	0
CR-3194126 ..	ARCH REINSURANCE LTD. ....	0	376	.0009	0	289	0	0	289	347	(26)	373	373	0	2.	.8	0
CR-3194122 ..	DAVINCI REINSURANCE LTD. ....	0	0		0	11	6	6	11	13	11	2	0	2	3.	0	0
CR-1340125 ..	HANNOVER RUCK SE .....	1, 085	0		0	4, 829	9, 757	0	14, 586	17, 503	3, 744	13, 759	1, 085	12, 674	2.	23	266
CR-1460019 ..	MS AMLIN AG .....	0	64	.0010	0	0	0	0	0	0	0	0	0	0	2.	0	0
CR-1460146 ..	SWISS REINSURANCE CO. ....	0	0		724	640	481	0	1, 121	1, 345	(84)	1, 429	724	705	2.	15	15
40999999. Total Certified - Other Non-U.S. Insurers		1, 085	440	XXX	724	5, 769	10, 244	6	16, 007	19, 208	3, 645	15, 563	2, 182	13, 382	XXX	46	281
42999999. Total Certified Excluding Protected Cells (Sum of 36999999, 37999999, 38999999, 39999999 and 40999999)		1, 085	440	XXX	724	5, 769	10, 244	6	16, 007	19, 208	3, 645	15, 563	2, 182	13, 382	XXX	46	281
46999999. Total Reciprocal Jurisdiction - Affiliates - U.S. Non-Pool		0	0	XXX	0	0	0	0	XXX	XXX	XXX	XXX	XXX	XXX	XXX	XXX	XXX
49999999. Total Reciprocal Jurisdiction - Affiliates - Other (Non- U.S.)		0	0	XXX	0	0	0	0	0	0	0	0	0	0	XXX	0	0
50999999. Total Reciprocal Jurisdiction - Affiliates		0	0	XXX	0	0	0	0	0	0	0	0	0	0	XXX	0	0
RJ-3194126 ..	ARCH REINSURANCE LTD. ....	0	0		0	1, 159	2, 420	0	3, 579	4, 295	1, 159	3, 136	0	3, 136	2.	0	.66
RJ-3191352 ..	ASCOT REINS CO LTD .....	0	0		0	0	0	0	0	0	0	0	0	0	3.	0	0
RJ-3194168 ..	ASPEN INSURANCE LIMITED .....	0	0		0	1, 696	3, 997	0	5, 693	6, 832	1, 696	5, 136	0	5, 136	3.	0	144
RJ-3194139 ..	AXIS SPECIALTY LTD .....	0	0		996	292	0	0	292	350	0	350	0	0	3.	10	0
RJ-1320152 ..	CHUBB EUROPEAN GROUP .....	0	0		0	0	2	0	2	2	0	2	0	2	1.	0	0
RJ-3191435 ..	CONDUIT REINS LTD .....	0	0		0	618	1, 451	0	2, 069	2, 483	618	1, 865	0	1, 865	4.	0	.62
RJ-1120191 ..	CONVEX INSURANCE UK LTD .....	0	0		0	480	0	0	480	576	576	0	0	0	3.	0	0
RJ-3191400 ..	CONVEX RE LIMITED .....	0	0		0	114	0	0	114	137	137	0	0	0	3.	0	0

ANNUAL STATEMENT FOR THE YEAR 2024 OF THE AFFILIATED FM INSURANCE COMPANY

SCHEDULE F - PART 3 (Continued)

Ceded Reinsurance as of December 31, Current Year (\$000 Omitted)  
(Credit Risk)

ID Number From Col. 1	Name of Reinsurer From Col. 3	Collateral				25	26	27	Ceded Reinsurance Credit Risk								
		21	22	23	24				28	29	30	31	32	33	34	35	36
		Multiple Beneficiary Trusts	Letters of Credit	Issuing or Confirming Bank Reference Number	Single Beneficiary Trusts & Other Allowable Collateral	Total Funds Held, Payables & Collateral	Net Recoverable Net of Funds Held & Collateral	Applicable Sch. F Penalty (Col. 78)	Total Amount Recoverable from Reinsurers Less Penalty (Cols. 15-27)	Stressed Recoverable (Col. 28 * 120%)	Reinsurance Payable & Funds Held (Cols. 17+18+20; but not in excess of Col. 29)	Stressed Net Recoverable (Cols. 29-30)	Total Collateral (Cols. 21+22 + 24, not in Excess of Col. 31)	Stressed Net Recoverable Net of Collateral Offsets (Cols. 31-32)	Reinsurer Designation Equivalent	Credit Risk on Collateralized Recoverables (Col. 32 * Factor Applicable to Reinsurer Designation Equivalent in Col. 34)	Credit Risk on Un- collateralized Recoverables (Col. 33 * Factor Applicable to Reinsurer Designation Equivalent in Col. 34)
RJ-3191289 ..	FIDELIS INSURANCE BERMUDA LIMITED .....	0	0		0	0	0	0	0	0	0	0	0	0	6	0	0
RJ-1120175 ..	FIDELIS UNDERWRITING LIMITED .....	0	0		0	0	9	0	9	11	0	11	0	11	3	0	0
RJ-3190875 ..	HISCOX (BERMUDA) LTD .....	0	0		143	313	0	0	313	376	376	0	0	0	3	0	0
RJ-3190871 ..	LANCASHIRE INSURANCE COMPANY LIMITED .....	0	0		0	665	794	0	1,459	1,751	665	1,086	0	1,086	3	0	30
RJ-1370048 ..	LIBERTY MUT INS EUROPE LTD .....	0	0		0	0	0	0	0	0	0	0	0	0	6	0	0
RJ-1122000 ..	LLOYD'S .....	0	0		0	(2,479)	0	0	0	0	0	0	0	0	3	0	0
RJ-1126033 ..	LLOYDS - SYNDICATE # 0033 .....	0	0		141	313	0	0	313	376	376	0	0	0	3	0	0
RJ-1126435 ..	LLOYDS - SYNDICATE # 0435 .....	0	0		106	135	0	0	135	162	162	0	0	0	3	0	0
RJ-1126457 ..	LLOYDS - SYNDICATE # 0457 .....	0	0		0	0	0	0	0	0	0	0	0	0	3	0	0
RJ-1126510 ..	LLOYDS - SYNDICATE # 0510 .....	0	0		469	289	0	0	289	347	0	347	0	347	3	10	0
RJ-1126566 ..	LLOYDS - SYNDICATE # 0566 .....	0	0		353	627	0	0	627	752	407	345	345	0	3	10	0
RJ-1126623 ..	LLOYDS - SYNDICATE # 0623 .....	0	0		13	174	22	0	196	235	161	74	13	61	3	0	2
RJ-1127084 ..	LLOYDS - SYNDICATE # 1084 .....	0	0		0	0	0	0	0	0	0	0	0	0	3	0	0
RJ-1127183 ..	LLOYDS - SYNDICATE # 1183 .....	0	0		0	3	0	0	3	4	4	0	0	0	3	0	0
RJ-1120085 ..	LLOYDS - SYNDICATE # 1274 .....	0	0		0	0	0	0	0	0	0	0	0	0	3	0	0
RJ-1127301 ..	LLOYDS - SYNDICATE # 1301 .....	0	0		0	3	0	0	3	4	4	0	0	0	3	0	0
RJ-1127414 ..	LLOYDS - SYNDICATE # 1414 .....	0	0		0	224	0	0	224	269	269	0	0	0	3	0	0
RJ-1120198 ..	LLOYDS - SYNDICATE # 1618 .....	0	0		0	0	0	0	0	0	0	0	0	0	3	0	0
RJ-1120157 ..	LLOYDS - SYNDICATE # 1729 .....	0	0		0	5	0	0	5	6	6	0	0	0	3	0	0
RJ-1120171 ..	LLOYDS - SYNDICATE # 1856 .....	0	0		21	20	0	0	20	24	24	0	0	0	3	0	0
RJ-1120096 ..	LLOYDS - SYNDICATE # 1880 .....	0	0		136	84	0	0	84	101	0	101	101	0	3	3	0
RJ-1120103 ..	LLOYDS - SYNDICATE # 1967 .....	0	0		0	0	0	0	0	0	0	0	0	0	3	0	0
RJ-1128001 ..	LLOYDS - SYNDICATE # 2001 .....	0	0		123	80	0	0	80	96	96	0	0	0	3	0	0
RJ-1128003 ..	LLOYDS - SYNDICATE # 2003 .....	0	0		282	282	89	0	371	445	0	445	282	163	3	8	5
RJ-1128010 ..	LLOYDS - SYNDICATE # 2010 .....	0	0		35	56	0	0	56	67	67	0	0	0	3	0	0
RJ-1128121 ..	LLOYDS - SYNDICATE # 2121 .....	0	0		0	0	0	0	0	0	0	0	0	0	3	0	0
RJ-1128488 ..	LLOYDS - SYNDICATE # 2488 .....	0	0		0	0	0	0	0	0	0	0	0	0	3	0	0
RJ-1128623 ..	LLOYDS - SYNDICATE # 2623 .....	0	0		58	525	272	0	797	956	467	489	58	431	3	2	12
RJ-1128791 ..	LLOYDS - SYNDICATE # 2791 .....	0	0		14	9	0	0	9	11	11	0	0	0	3	0	0
RJ-1128987 ..	LLOYDS - SYNDICATE # 2987 .....	0	0		468	726	0	0	726	871	773	98	98	0	3	3	0
RJ-1120179 ..	LLOYDS - SYNDICATE # 2988 .....	0	0		42	26	0	0	26	31	0	31	31	0	3	1	0
RJ-1129000 ..	LLOYDS - SYNDICATE # 3000 .....	0	0		25	25	1	0	26	31	0	31	25	6	3	1	0
RJ-1126005 ..	LLOYDS - SYNDICATE # 4000 .....	0	0		0	0	0	0	0	0	0	0	0	0	3	0	0
RJ-1120075 ..	LLOYDS - SYNDICATE # 4020 .....	0	0		19	170	0	0	170	204	204	0	0	0	3	0	0
RJ-1120067 ..	LLOYDS - SYNDICATE # 4242 .....	0	0		14	9	0	0	9	11	0	11	11	0	3	0	0
RJ-1126004 ..	LLOYDS - SYNDICATE # 4444 .....	0	0		0	0	0	0	0	0	0	0	0	0	3	0	0
RJ-1120181 ..	LLOYDS - SYNDICATE # 5886 .....	0	0		35	27	0	0	27	32	0	32	32	0	3	1	0
RJ-3191239 ..	LUMEN RE LTD. ....	0	0		0	70	0	0	70	84	84	0	0	0	3	0	0
RJ-1840000 ..	MAPFRE RE CO DE REASEGUROS S A .....	0	0		0	1,166	2,161	0	3,327	3,992	1,166	2,826	0	2,826	3	0	79
RJ-1460019 ..	MS AMLIN AG .....	0	0		0	494	1,500	1	1,993	2,392	494	1,898	0	1,898	2	0	40
RJ-1340165 ..	MUNCHENER RUCKVERSICHERUNGS GESELLSCHAFT .....	0	0		0	4,951	7,680	0	12,631	15,157	4,951	10,206	0	10,206	2	0	214
RJ-1460146 ..	SWISS REINSURANCE CO. ....	0	0		0	1,203	6,090	0	7,293	8,752	1,203	7,549	0	7,549	2	0	159

ANNUAL STATEMENT FOR THE YEAR 2024 OF THE AFFILIATED FM INSURANCE COMPANY

SCHEDULE F - PART 3 (Continued)

Ceded Reinsurance as of December 31, Current Year (\$000 Omitted)  
(Credit Risk)

ID Number From Col. 1	Name of Reinsurer From Col. 3	Collateral				25	26	27	Ceded Reinsurance Credit Risk								
		21	22	23	24				28	29	30	31	32	33	34	35	36
		Multiple Beneficiary Trusts	Letters of Credit	Issuing or Confirming Bank Reference Number	Single Beneficiary Trusts & Other Allowable Collateral	Total Funds Held, Payables & Collateral	Net Recoverable Net of Funds Held & Collateral	Applicable Sch. F Penalty (Col. 78)	Total Amount Recoverable from Reinsurers Less Penalty (Cols. 15-27)	Stressed Recoverable (Col. 28 * 120%)	Reinsurance Payable & Funds Held (Cols. 17+18+20; but not in excess of Col. 29)	Stressed Net Recoverable (Cols. 29-30)	Total Collateral (Cols. 21+22 + 24, not in Excess of Col. 31)	Stressed Net Recoverable Net of Collateral Offsets (Cols. 31-32)	Reinsurer Designation Equivalent	Credit Risk on Collateralized Recoverables (Col. 32 * Factor Applicable to Reinsurer Designation Equivalent in Col. 34)	Credit Risk on Un- collateralized Recoverables (Col. 33 * Factor Applicable to Reinsurer Designation Equivalent in Col. 34)
5499999. Total Reciprocal Jurisdiction - Other Non-U.S. Insurers		0	0	XXX	3,493	14,554	26,488	1	43,520	52,224	16,154	36,070	1,694	34,376	XXX	47	812
5699999. Total Reciprocal Jurisdiction Excluding Protected Cells (Sum of 5099999, 5199999, 5299999, 5399999 and 5499999)		0	0	XXX	3,493	14,554	26,488	1	43,520	52,224	16,154	36,070	1,694	34,376	XXX	47	812
5799999. Total Authorized, Unauthorized, Reciprocal Jurisdiction and Certified Excluding Protected Cells (Sum of 1499999, 2899999, 4299999 and 5699999)		1,085	24,559	XXX	38,322	108,936	235,627	7,723	318,195	381,834	59,158	322,676	21,423	301,253	XXX	486	13,022
5899999. Total Protected Cells (Sum of 1399999, 2799999, 4199999 and 5599999)		0	0	XXX	0	0	0	0	XXX	XXX	XXX	XXX	XXX	XXX	XXX	XXX	XXX
9999999 Totals		1,085	24,559	XXX	38,322	108,936	235,627	7,723	318,195	381,834	59,158	322,676	21,423	301,253	XXX	486	13,022

ANNUAL STATEMENT FOR THE YEAR 2024 OF THE AFFILIATED FM INSURANCE COMPANY

SCHEDULE F - PART 3 (Continued)

Ceded Reinsurance as of December 31, Current Year (\$000 Omitted)

(Aging of Ceded Reinsurance)

ID Number From Col. 1	Name of Reinsurer From Col. 3	Reinsurance Recoverable on Paid Losses and Paid Loss Adjustment Expenses							44  Total Recoverable on Paid Losses & LAE Amounts in Dispute Included in Col. 43	45  Recoverable on Paid Losses & LAE Over 90 Days Past Due Amounts in Dispute Included in Cols. 40 & 41	46  Total Recoverable on Paid Losses & LAE Amounts Not in Dispute (Cols 43-44)	47  Recoverable on Paid Losses & LAE Over 90 Days Past Due Amounts Not in Dispute (Cols. 40 + 41 - 45)	48  Amounts Received Prior 90 Days	49  Percentage Overdue Col. 42/Col. 43	50  Percentage of Amounts More Than 90 Days Overdue Not in Dispute (Col. 47/(Cols. 46+48))	51  Percentage More Than 120 Days Overdue (Col. 41/ Col. 43)	52  Is the Amount in Col. 50 Less Than 20%? (Yes or No)	53  Amounts in Col. 47 for Reinsurers with Values Less Than 20% in Col. 50	
		37  Current	38  1 - 29 Days	39  30 - 90 Days	40  91 - 120 Days	41  Over 120 Days	42  Total Overdue Cols. 38+39 +40+41	43  Total Due Cols. 37+42 (In total should equal Cols. 7+8)											
05-0316605 ..	FACTORY MUTUAL INSURANCE COMPANY .....	37,140	0	0	0	0	0	37,140	0	0	37,140	0	0	0.0	0.0	0.0	0.0	YES	0
0199999.	Total Authorized - Affiliates - U.S. Intercompany Pooling	37,140	0	0	0	0	0	37,140	0	0	37,140	0	0	0.0	0.0	0.0	0.0	XXX	0
05-0316605 ..	FACTORY MUTUAL INSURANCE COMPANY .....	0	0	0	0	0	0	0	0	0	0	0	19	0.0	0.0	0.0	0.0	YES	0
0399999.	Total Authorized - Affiliates - U.S. Non-Pool - Other	0	0	0	0	0	0	0	0	0	0	0	19	0.0	0.0	0.0	0.0	XXX	0
0499999.	Total Authorized - Affiliates - U.S. Non-Pool	0	0	0	0	0	0	0	0	0	0	0	19	0.0	0.0	0.0	0.0	XXX	0
0799999.	Total Authorized - Affiliates - Other (Non-U.S.)	0	0	0	0	0	0	0	0	0	0	0	0	0.0	0.0	0.0	0.0	XXX	0
0899999.	Total Authorized - Affiliates	37,140	0	0	0	0	0	37,140	0	0	37,140	0	19	0.0	0.0	0.0	0.0	XXX	0
06-0237820 ..	ACE PROPERTY & CASUALTY INS CO .....	19	0	16	0	0	16	35	0	0	35	0	3	45.7	0.0	0.0	0.0	YES	0
95-3187355 ..	ALLIANZ GLOBAL RISKS US INSURANCE COMPAN .....	0	0	0	0	0	0	0	0	0	0	0	0	0.0	0.0	0.0	0.0	YES	0
36-0719665 ..	ALLSTATE INSURANCE COMPANY .....	35	0	0	0	0	0	35	0	0	35	0	977	0.0	0.0	0.0	0.0	YES	0
36-2661954 ..	AMERICAN AGRICULTURAL INSURANCE COMPANY .....	32	0	0	0	0	0	32	0	0	32	0	1	0.0	0.0	0.0	0.0	YES	0
13-5124990 ..	AMERICAN HOME ASSURANCE COMPANY .....	0	0	0	0	0	0	0	0	0	0	0	0	0.0	0.0	0.0	0.0	YES	0
04-1028440 ..	AMERICAN MUTUAL LIABILITY INS. CO. ....	1	0	0	0	0	0	1	0	0	1	0	1	0.0	0.0	0.0	0.0	YES	0
35-0145400 ..	AMERICAN STATES INSURANCE CO. ....	1	0	0	1	0	1	2	0	0	2	1	0	50.0	50.0	0.0	0.0	NO	0
06-1430254 ..	ARCH REINSURANCE COMPANY .....	(3)	0	3	0	1	4	1	0	0	1	1	1	400.0	50.0	100.0	100.0	NO	0
94-1390273 ..	ARGONAUT INSURANCE COMPANY .....	3	0	0	0	0	0	3	0	0	3	0	1	0.0	0.0	0.0	0.0	YES	0
13-5358230 ..	ARROWOOD INDEMNITY CO .....	1	0	0	2	0	2	3	0	0	3	2	0	66.7	66.7	0.0	0.0	NO	0
75-2344200 ..	ASPEN AMERICA INS CO .....	0	0	0	0	0	0	0	0	0	0	0	0	0.0	0.0	0.0	0.0	YES	0
06-1463851 ..	ASPEN SPECILAITY INSURANCE COMP .....	0	0	0	0	0	0	0	0	0	0	0	0	0.0	0.0	0.0	0.0	YES	0
51-0434766 ..	AXIS REINSURANCE COMPANY .....	0	0	0	0	0	0	0	0	0	0	0	0	0.0	0.0	0.0	0.0	YES	0
47-0574325 ..	BERKLEY INSURANCE COMPANY .....	(3)	0	159	0	0	159	156	0	0	156	0	151	101.9	0.0	0.0	0.0	YES	0
63-0202590 ..	BERKSHIRE HATHAWAY SPECIALTY INSURANCE .....	0	0	0	0	0	0	0	0	0	0	0	0	0.0	0.0	0.0	0.0	YES	0
94-0631050 ..	CALIFORNIA COMPENSATION CASUALTY COMPANY .....	1	0	0	0	0	0	1	0	0	1	0	0	0.0	0.0	0.0	0.0	YES	0
39-0971527 ..	CAPITOL INDEMNITY CORPORATION .....	0	0	0	0	0	0	0	0	0	0	0	0	0.0	0.0	0.0	0.0	YES	0
95-2371728 ..	CHUBB USA .....	0	0	0	0	0	0	0	0	0	0	0	0	0.0	0.0	0.0	0.0	YES	0
31-0542366 ..	CINCINNATI INSURANCE CO. ....	22	0	0	0	0	0	22	0	0	22	0	0	0.0	0.0	0.0	0.0	YES	0
06-0949141 ..	COLOGNE REINSURANCE CO. OF AMERICA .....	0	0	0	1	0	1	1	0	0	1	1	0	100.0	100.0	0.0	0.0	NO	0
06-0303520 ..	CONNECTICUT INDEMNITY COMPANY .....	1	0	0	0	1	1	2	0	0	2	1	0	50.0	50.0	0.0	0.0	NO	0
31-0908652 ..	CONSTELLATION REINSURANCE CO. ....	2	0	1	3	0	4	6	0	0	6	3	0	66.7	50.0	0.0	0.0	NO	0
36-2114545 ..	CONTINENTAL CASUALTY COMPANY .....	1	0	0	2	2	4	5	0	0	5	4	0	80.0	80.0	40.0	40.0	NO	0
13-5010440 ..	CONTINENTAL INSURANCE COMPANY .....	2	0	0	0	(1)	(1)	1	0	0	1	0	12	(100.0)	0.0	(100.0)	(100.0)	YES	0
37-0807507 ..	COUNTRY MUTUAL INSURANCE COMPANY .....	1	0	0	0	0	0	1	0	0	1	0	0	0.0	0.0	0.0	0.0	YES	0
38-2145898 ..	DORINCO REINSURANCE COMPANY .....	6	0	0	0	0	0	6	0	0	6	0	5	0.0	0.0	0.0	0.0	YES	0
63-0329091 ..	EMC PROPERTY & CASUALTY .....	0	0	0	0	0	0	0	0	0	0	0	0	0.0	0.0	0.0	0.0	YES	0
39-0264050 ..	EMPLOYERS INSURANCE OF WAUSAU .....	11	0	1	0	0	1	12	0	0	12	0	0	8.3	0.0	0.0	0.0	YES	0
42-0234980 ..	EMPLOYERS MUTUAL CASUALTY COMPANY .....	50	0	0	1	0	1	51	0	0	51	1	1	2.0	1.9	0.0	0.0	YES	1
35-2293075 ..	ENDURANCE ASSURANCE CORP .....	95	0	0	0	50	50	145	0	0	145	50	80	34.5	22.2	34.5	34.5	NO	0
22-2005057 ..	EVEREST REINSURANCE COMPANY .....	2,260	0	5	4	0	9	2,269	0	0	2,269	4	1,051	0.4	0.1	0.0	0.0	YES	4
13-2915260 ..	FARMERS GROUP PROPERTY AND CASUALTY INS .....	2	0	1	4	0	5	7	0	0	7	4	0	71.4	57.1	0.0	0.0	NO	0
06-1325038 ..	FINIAL REINSURANCE COMPANY .....	1	0	0	0	0	1	1	0	0	1	1	0	100.0	100.0	0.0	0.0	NO	0
94-1032958 ..	FREMONT INDEMNITY COMPANY .....	0	0	0	1	0	1	1	0	0	1	1	0	100.0	100.0	0.0	0.0	NO	0
75-1588101 ..	GEICO GENERAL INSURANCE COMPANY .....	0	0	0	0	0	0	0	0	0	0	0	0	0.0	0.0	0.0	0.0	YES	0

ANNUAL STATEMENT FOR THE YEAR 2024 OF THE AFFILIATED FM INSURANCE COMPANY

SCHEDULE F - PART 3 (Continued)

Ceded Reinsurance as of December 31, Current Year (\$000 Omitted)

(Aging of Ceded Reinsurance)

ID Number From Col. 1	Name of Reinsurer From Col. 3	Reinsurance Recoverable on Paid Losses and Paid Loss Adjustment Expenses							44  Total Recoverable on Paid Losses & LAE Amounts in Dispute Included in Col. 43	45  Recoverable on Paid Losses & LAE Over 90 Days Past Due Amounts in Dispute Included in Cols. 40 & 41	46  Total Recoverable on Paid Losses & LAE Amounts Not in Dispute (Cols 43-44)	47  Recoverable on Paid Losses & LAE Over 90 Days Past Due Amounts Not in Dispute (Cols. 40 + 41 - 45)	48  Amounts Received Prior 90 Days	49  Percentage Overdue Col. 42/Col. 43	50  Percentage of Amounts More Than 90 Days Overdue Not in Dispute (Col. 47/[Cols. 46+48])	51  Percentage More Than 120 Days Overdue (Col. 41/ Col. 43)	52  Is the Amount in Col. 50 Less Than 20%? (Yes or No)	53  Amounts in Col. 47 for Reinsurers with Values Less Than 20% in Col. 50	
		37  Current	38  1 - 29 Days	39  30 - 90 Days	Overdue		43  Total Due Cols. 37+42 (In total should equal Cols. 7+8)												
					40  91 - 120 Days	41  Over 120 Days		42  Total Overdue Cols. 38+39 +40+41											
13-2673100	GENERAL REINSURANCE CORPORATION	2,268	.0	284	.0	1	285	2,553	.0	.0	2,553	.1	1,115	11.2	.0	.0	.0	YES	.1
13-1958482	GENERAL STAR NATIONAL INS. CO.	.0	.0	.0	.0	0	.0	.0	.0	.0	.0	.0	19	.0	.0	.0	.0	YES	.0
13-5617450	GENERALI US BRANCH	.1	.0	.0	.0	0	.0	.1	.0	.0	.1	.0	.0	.0	.0	.0	.0	YES	.0
13-6107326	GLOBAL REINS CORP US BRANCH	.0	.0	.0	1	0	1	.1	.0	.0	1	.1	.0	100.0	100.0	.0	.0	NO	.0
06-0383750	HARTFORD FIRE INSURANCE COMPANY	.0	.0	.0	.0	(1)	(1)	(1)	.0	.0	(1)	.0	.0	100.0	.0	100.0	.0	YES	.0
74-1296673	HIGHLANDS INSURANCE COMPANY	.0	.0	.0	.0	0	.0	.0	.0	.0	.0	.0	15	.0	.0	.0	.0	YES	.0
74-2195939	HOUSTON CASUALTY CO.	.0	.0	.0	.0	0	.0	.0	.0	.0	.0	.0	.0	.0	.0	.0	.0	YES	.0
13-3077651	ICM ISURANCE COMPANY	.1	.0	.0	.0	0	.0	.1	.0	.0	.1	.0	.0	.0	.0	.0	.0	YES	.0
23-0723970	INSURANCE COMPANY OF NORTH AMERICA	.3	.0	.1	.0	0	.0	.4	.0	.0	.4	.0	.0	25.0	.0	.0	.0	YES	.0
59-1680233	INSURANCE COMPANY OF THE AMERICAS	.0	.0	.0	1	0	1	.1	.0	.0	1	.1	.0	100.0	100.0	.0	.0	NO	.0
30-0875959	LAMORAK INS CO	.1	.0	.0	1	0	1	.2	.0	.0	.2	.1	.0	50.0	50.0	.0	.0	NO	.0
04-2482364	MOSAIC INSURANCE CO.	.0	.0	.0	1	0	1	.1	.0	.0	.1	.1	.0	100.0	100.0	.0	.0	NO	.0
13-4924125	MUNICH REINSURANCE AMERICA INC.	813	.0	.1	5	6	12	825	.0	.0	825	11	7	1.5	1.3	.0	.7	YES	11
38-0865250	NATIONAL CASUALTY COMPANY	.6	.0	.0	.0	0	.0	.6	.0	.0	.6	.0	.0	.0	.0	.0	.0	YES	.0
47-0355979	NATIONAL INDEMNITY COMPANY	.0	.0	.0	.0	0	.0	.0	.0	.0	.0	.0	.0	.0	.0	.0	.0	YES	.0
25-0687550	NATIONAL UNION FIRE INS CO OF PITTSBURGH	.0	.0	.0	1	0	1	.1	.0	.0	1	.1	.0	100.0	100.0	.0	.0	NO	.0
31-4177100	NATIONWIDE MUTUAL INSURANCE COMPANY	586	.0	.0	.0	1	1	587	.0	.0	587	.1	347	.0	.2	.0	.2	YES	.1
06-1053492	NEW ENGLAND REINSURANCE CORPORATION	.3	.0	.1	6	.0	.7	10	.0	.0	10	.6	31	70.0	14.6	.0	.0	YES	.6
39-0509630	NORTHWESTERN NATIONAL INS CO MILWAUKEE	.1	.0	.0	.0	0	.0	.1	.0	.0	.1	.0	1	.0	.0	.0	.0	YES	.0
47-0698507	ODYSSEY REINSURANCE CO	98	.0	.0	.0	0	.0	98	.0	.0	98	.0	.0	.0	.0	.0	.0	YES	.0
25-0410420	OLD REPUBLIC INSURANCE CO.	.43	.0	.0	.0	0	.0	43	.0	.0	43	.0	39	.0	.0	.0	.0	YES	.0
23-1502700	ONEBEACON INSURANCE COMPANY	.1	.0	.0	.0	0	.0	.1	.0	.0	.1	.0	.0	.0	.0	.0	.0	YES	.0
13-3031176	PARTNER REINS CO OF THE US	.1	.0	.0	1	0	1	.2	.0	.0	.2	.1	.0	50.0	50.0	.0	.0	NO	.0
23-0959220	PENNSYLVANIA LUMBERMENS MUTUAL INS. CO.	.1	.0	.0	.0	0	.0	.1	.0	.0	.1	.0	.0	.0	.0	.0	.0	YES	.0
23-1642962	PENNSYLVANIA MANUFACTURERS ASSOC INS	.0	.0	.0	.0	0	.0	.0	.0	.0	.0	.0	.0	.0	.0	.0	.0	YES	.0
23-1620930	PHILADELPHIA REINSURANCE CORPORATION	.2	.0	.1	3	0	4	.6	.0	.0	.6	.3	.0	66.7	50.0	.0	.0	NO	.0
23-1641984	QBE REINSURANCE CORP	478	.0	.0	.0	0	.0	478	.0	.0	478	.0	216	.0	.0	.0	.0	YES	.0
37-0915434	RLI INSURANCE COMPANY	.1	.0	.0	.0	0	.0	.1	.0	.0	.1	.0	.0	.0	.0	.0	.0	YES	.0
16-0366830	RSUI IND CO	.0	.0	.0	.0	0	.0	.0	.0	.0	.0	.0	.0	.0	.0	.0	.0	YES	.0
75-1444207	SCOR REINSURANCE COMPANY	813	.0	.0	.1	0	.0	814	.0	.0	814	.1	272	.0	.1	.0	.1	YES	.1
39-0333950	SENTRY INSURANCE A MUTUAL COMPANY	.0	.0	.0	.1	0	1	.1	.0	.0	.1	.1	.0	100.0	100.0	.0	.0	NO	.0
13-2997499	SIRIUSPOINT AMERICA INSURANCE CO	13	.0	.0	2	(1)	.1	14	.0	.0	14	.1	154	7.1	.0	.6	(7.1)	YES	.1
75-1670124	STARR IND & LIAB COMPANY	.13	.0	.0	15	(8)	.7	20	.0	.0	20	.7	55	35.0	9.3	(40.0)	.0	YES	.7
81-4566522	STARR SPECIALTY INS CO	36	.0	.0	.0	7	.7	43	.0	.0	43	.7	.0	16.3	16.3	16.3	.0	YES	.7
13-3031274	SUECIA INSURANCE COMPANY	.0	.0	.0	1	0	1	.1	.0	.0	1	.1	.0	100.0	100.0	.0	.0	NO	.0
02-0311919	SWISS RE CORP SOLUTIONS AMER INS	.0	.0	.0	.0	0	.0	.0	.0	.0	.0	.0	.0	.0	.0	.0	.0	YES	.0
13-1675535	SWISS REINSURANCE AMERICA CORPORATION	(87)	.0	329	6	0	335	248	.0	.0	248	.6	990	135.1	.0	.5	.0	YES	.6
94-1517098	TIG INSURANCE COMPANY	96	.0	.1	.1	(4)	(2)	94	.0	.0	94	.0	786	(2.1)	.0	(4.3)	.0	YES	.0
13-2918573	TOA-RE INSURANCE COMPANY OF AMERICA	.6	.0	.0	1	0	1	.7	.0	.0	.7	.1	1	14.3	12.5	.0	.0	YES	.1
13-6108722	TOKIO MARINE & NICHIDO FIRE INS CO LTD U	.0	.0	.0	.0	0	.0	.0	.0	.0	.0	.0	.0	.0	.0	.0	.0	YES	.0
31-4423946	TRANSAMERICA CASUALTY INS CO	.1	.0	.0	1	0	1	.2	.0	.0	.2	.1	.0	50.0	50.0	.0	.0	NO	.0
13-5616275	TRANSATLANTIC REINSURANCE COMPANY	134	.0	.0	.0	0	.0	134	.0	.0	134	.0	5	.0	.0	.0	.0	YES	.0
06-0566050	TRAVELERS INDEMNITY COMPANY	.3	.0	.0	2	0	.2	.5	.0	.0	.5	.2	1	40.0	33.3	.0	.0	NO	.0
13-2953213	UNIONE ITALIANA REINSURANCE CO OF AMERIC	.0	.0	.0	.0	0	.0	.0	.0	.0	.0	.0	.0	.0	.0	.0	.0	YES	.0
02-0349547	US INTERNATIONAL REINSURANCE CO	.1	.0	.0	1	0	1	.2	.0	.0	.2	.1	.0	50.0	50.0	.0	.0	NO	.0



ANNUAL STATEMENT FOR THE YEAR 2024 OF THE AFFILIATED FM INSURANCE COMPANY

SCHEDULE F - PART 3 (Continued)

Ceded Reinsurance as of December 31, Current Year (\$000 Omitted)

(Aging of Ceded Reinsurance)

ID Number From Col. 1	Name of Reinsurer From Col. 3	Reinsurance Recoverable on Paid Losses and Paid Loss Adjustment Expenses							44  Total Recoverable on Paid Losses & LAE Amounts in Dispute Included in Col. 43	45  Recoverable on Paid Losses & LAE Over 90 Days Past Due Amounts in Dispute Included in Cols. 40 & 41	46  Total Recoverable on Paid Losses & LAE Amounts Not in Dispute (Cols 43-44)	47  Recoverable on Paid Losses & LAE Over 90 Days Past Due Amounts Not in Dispute (Cols. 40 + 41 - 45)	48  Amounts Received Prior 90 Days	49  Percentage Overdue Col. 42/Col. 43	50  Percentage of Amounts More Than 90 Days Overdue Not in Dispute (Col. 47/(Cols. 46+48))	51  Percentage More Than 120 Days Overdue (Col. 41/ Col. 43)	52  Is the Amount in Col. 50 Less Than 20%? (Yes or No)	53  Amounts in Col. 47 for Reinsurers with Values Less Than 20% in Col. 50
		37  Current	Overdue					43  Total Due Cols. 37+42 (In total should equal Cols. 7+8)										
			38  1 - 29 Days	39  30 - 90 Days	40  91 - 120 Days	41  Over 120 Days	42  Total Overdue Cols. 38+39 +40+41											
63-0598629 ..	VESTA FIRE INSURANCE CORPORATION .....	1	0	0	0	0	0	1	0	0	1	0	0	0.0	0.0	0.0	YES	0
92-0040526 ..	WESTCHESTER FIRE INSURANCE COMPANY .....	36	0	0	0	1,018	1,018	1,054	0	0	1,054	1,018	0	96.6	96.6	96.6	NO	0
48-0921045 ..	WESTPORT INSURANCE CORPORATION .....	2	0	0	1	0	1	3	0	0	3	1	944	33.3	0.1	0.0	YES	1
75-6017952 ..	XL INS AMERICA INC .....	0	0	0	0	0	0	0	0	0	0	0	0	0.0	0.0	0.0	YES	0
13-1290712 ..	XL REINSURANCE AMERICA INC. ....	428	0	266	0	0	266	694	0	0	694	0	439	38.3	0.0	0.0	YES	0
36-4233459 ..	ZURICH AMERICAN INSURANCE COMPANY .....	0	0	0	0	0	0	0	0	0	0	0	0	0.0	0.0	0.0	YES	0
36-2781080 ..	ZURICH AMERICAN INSURANCE COMPANY OF ILL .....	0	0	0	0	0	0	0	0	0	0	0	0	0.0	0.0	0.0	YES	0
09999999. Total Authorized - Other U.S. Unaffiliated Insurers		8,344	0	1,070	74	1,071	2,215	10,559	0	0	10,559	1,150	7,721	21.0	6.3	10.1	XXX	48
AA-9995022 ..	EXCESS AND CASUALTY REINSURANCE ASSOC. ....	1,623	0	95	0	0	95	1,718	0	0	1,718	0	37	5.5	0.0	0.0	YES	0
11999999. Total Authorized - Pools - Voluntary Pools		1,623	0	95	0	0	95	1,718	0	0	1,718	0	37	5.5	0.0	0.0	XXX	0
AA-1370047 ..	AIG EUROPE S.A. ....	0	0	0	0	0	0	0	0	0	0	0	0	0.0	0.0	0.0	YES	0
AA-1580015 ..	AIOI NISSAY DOWA INS CO LTD .....	1	0	0	0	0	0	1	0	0	1	0	0	0.0	0.0	0.0	YES	0
AA-1120140 ..	ALLIANZ CORNHILL INSURANCE PLC .....	0	0	0	0	0	0	0	0	0	0	0	0	0.0	0.0	0.0	YES	0
AA-1344102 ..	ALLIANZ GLOBAL CORP & SPECIALTY AG .....	0	0	0	0	0	0	0	0	0	0	0	0	0.0	0.0	0.0	YES	0
AA-3190932 ..	ARGO RE LTD .....	65	0	0	0	0	0	65	0	0	65	0	0	0.0	0.0	0.0	YES	0
AA-3194168 ..	ASPEN INSURANCE LIMITED .....	0	0	0	0	0	0	0	0	0	0	0	0	0.0	0.0	0.0	YES	0
AA-1120337 ..	ASPEN INSURANCE UK LIMITED .....	763	0	10	0	0	10	773	0	0	773	0	253	1.3	0.0	0.0	YES	0
AA-1360015 ..	ASSICURAZIONI GEN S P A .....	0	0	0	0	0	0	0	0	0	0	0	0	0.0	0.0	0.0	YES	0
AA-1120660 ..	AVIVA INSURANCE LIMITED .....	0	0	0	0	0	0	0	0	0	0	0	0	0.0	0.0	0.0	YES	0
AA-1120049 ..	AXA XL INS CO UK LTD .....	0	0	0	0	0	0	0	0	0	0	0	0	0.0	0.0	0.0	YES	0
AA-1784130 ..	AXIS SPECIALTY EUROPE LTD. ....	0	0	0	0	0	0	0	0	0	0	0	0	0.0	0.0	0.0	YES	0
AA-3194139 ..	AXIS SPECIALTY LTD .....	108	0	29	75	0	104	212	0	0	212	75	0	49.1	35.4	0.0	NO	0
AA-5280012 ..	CENTRAL REINSURANCE CORPORATION .....	0	0	0	0	0	0	0	0	0	0	0	0	0.0	0.0	0.0	YES	0
AA-1120191 ..	CONVEX INSURANCE UK LTD .....	0	0	0	0	0	0	0	0	0	0	0	0	0.0	0.0	0.0	YES	0
AA-1120355 ..	CX REINSURANCE COMPANY LTD .....	0	0	0	0	1	1	1	0	0	1	1	0	100.0	100.0	100.0	NO	0
AA-1120495 ..	DOMINION INSURANCE COMPANY LIMITED .....	5	0	0	0	0	0	5	0	0	5	0	8	0.0	0.0	0.0	YES	0
AA-1124129 ..	ENDURANCE WORLDWIDE INSURANCE LTD .....	0	0	0	0	0	0	0	0	0	0	0	0	0.0	0.0	0.0	YES	0
AA-1340125 ..	HANNOVER RUCK SE .....	1	0	0	1	0	1	2	0	0	2	1	0	50.0	50.0	0.0	NO	0
AA-1340106 ..	HDI GLOBAL SE .....	0	0	0	0	0	0	0	0	0	0	0	0	0.0	0.0	0.0	YES	0
AA-3190080 ..	HEDDINGTON INSURANCE LTD. ....	1	0	1	1	0	2	3	0	0	3	1	3	66.7	16.7	0.0	YES	1
AA-1460080 ..	HELVETIA SCHWEIZERISCHE .....	0	0	0	0	0	0	0	0	0	0	0	0	0.0	0.0	0.0	YES	0
AA-2230425 ..	I.R.B., IST. DE RESS DO BRAZIL .....	351	0	13	0	0	13	364	0	0	364	0	0	3.6	0.0	0.0	YES	0
AA-3190871 ..	LANCASHIRE INSURANCE COMPANY LIMITED .....	0	0	0	0	0	0	0	0	0	0	0	0	0.0	0.0	0.0	YES	0
AA-1370048 ..	LIBERTY MUT INS EUROPE LTD .....	0	0	0	0	2	2	2	0	0	2	2	0	100.0	100.0	100.0	NO	0
AA-1122000 ..	LLOYD'S .....	0	0	0	0	0	0	0	0	0	0	0	55	0.0	0.0	0.0	YES	0
AA-1126033 ..	LLOYDS - SYNDICATE # 0033 .....	0	0	0	1	0	1	1	0	0	1	1	0	100.0	100.0	0.0	NO	0
AA-1126183 ..	LLOYDS - SYNDICATE # 0183 .....	0	0	0	0	0	0	0	0	0	0	0	1	0.0	0.0	0.0	YES	0
AA-1126435 ..	LLOYDS - SYNDICATE # 0435 .....	0	0	0	0	0	0	0	0	0	0	0	0	0.0	0.0	0.0	YES	0
AA-1126510 ..	LLOYDS - SYNDICATE # 0510 .....	0	0	0	0	0	0	0	0	0	0	0	0	0.0	0.0	0.0	YES	0
AA-1126566 ..	LLOYDS - SYNDICATE # 0566 .....	0	0	0	0	0	0	0	0	0	0	0	0	0.0	0.0	0.0	YES	0
AA-1126609 ..	LLOYDS - SYNDICATE # 0609 .....	0	0	0	0	0	0	0	0	0	0	0	0	0.0	0.0	0.0	YES	0
AA-1126623 ..	LLOYDS - SYNDICATE # 0623 .....	0	0	0	0	0	0	0	0	0	0	0	0	0.0	0.0	0.0	YES	0
AA-1127084 ..	LLOYDS - SYNDICATE # 1084 .....	0	0	0	0	0	0	0	0	0	0	0	0	0.0	0.0	0.0	YES	0

ANNUAL STATEMENT FOR THE YEAR 2024 OF THE AFFILIATED FM INSURANCE COMPANY

SCHEDULE F - PART 3 (Continued)

Ceded Reinsurance as of December 31, Current Year (\$000 Omitted)

(Aging of Ceded Reinsurance)

ID Number From Col. 1	Name of Reinsurer From Col. 3	Reinsurance Recoverable on Paid Losses and Paid Loss Adjustment Expenses						44  Total Recoverable on Paid Losses & LAE  Amounts in Dispute Included in Col. 43	45  Recoverable on Paid Losses & LAE Over 90 Days Past Due Amounts Included in Cols. 40 & 41	46  Total Recoverable on Paid Losses & LAE  Amounts Not in Dispute (Cols 43-44)	47  Recoverable on Paid Losses & LAE Over 90 Days Past Due Amounts Not in Dispute (Cols. 40 + 41 - 45)	48  Amounts Received Prior 90 Days	49  Percentage Overdue Col. 42/Col. 43	50  Percentage of Amounts More Than 90 Days Overdue Not in Dispute (Col. 47/[Cols. 46+48])	51  Percentage More Than 120 Days Overdue (Col. 41/ Col. 43)	52  Is the Amount in Col. 50 Less Than 20%? (Yes or No)	53  Amounts in Col. 47 for Reinsurers with Values Less Than 20% in Col. 50	
		37  Current	Overdue															43  Total Due Cols. 37+42 (In total should equal Cols. 7+8)
			38  1 - 29 Days	39  30 - 90 Days	40  91 - 120 Days	41  Over 120 Days	42  Total Overdue Cols. 38+39 +40+41											
AA-1127183 ..	LLOYDS - SYNDICATE # 1183 .....	0	0	0	0	0	0	0	0	0	0	0	0.0	0.0	0.0	0.0	YES .....	0
AA-1127200 ..	LLOYDS - SYNDICATE # 1200 .....	0	0	0	0	0	0	0	0	0	0	0	0.0	0.0	0.0	0.0	YES .....	0
AA-1127218 ..	LLOYDS - SYNDICATE # 1218 .....	0	0	0	0	0	0	0	0	0	0	0	0.0	0.0	0.0	0.0	YES .....	0
AA-1120085 ..	LLOYDS - SYNDICATE # 1274 .....	0	0	0	0	0	0	0	0	0	0	0	0.0	0.0	0.0	0.0	YES .....	0
AA-1127414 ..	LLOYDS - SYNDICATE # 1414 .....	0	0	0	0	(40)	(40)	(40)	0	(40)	0	0	100.0	0.0	0.0	100.0	YES .....	0
AA-1127688 ..	LLOYDS - SYNDICATE # 1688 .....	18	0	0	0	0	0	18	0	18	0	0	0.0	0.0	0.0	0.0	YES .....	0
AA-1120157 ..	LLOYDS - SYNDICATE # 1729 .....	0	0	0	0	0	0	0	0	0	0	0	0.0	0.0	0.0	0.0	YES .....	0
AA-1120171 ..	LLOYDS - SYNDICATE # 1856 .....	0	0	0	0	0	0	0	0	0	0	0	0.0	0.0	0.0	0.0	YES .....	0
AA-1127861 ..	LLOYDS - SYNDICATE # 1861 .....	0	0	0	0	0	0	0	0	0	0	0	0.0	0.0	0.0	0.0	YES .....	0
AA-1120096 ..	LLOYDS - SYNDICATE # 1880 .....	0	0	0	0	0	0	0	0	0	0	0	0.0	0.0	0.0	0.0	YES .....	0
AA-1120161 ..	LLOYDS - SYNDICATE # 1980 .....	0	0	0	0	0	0	0	0	0	0	0	0.0	0.0	0.0	0.0	YES .....	0
AA-1128001 ..	LLOYDS - SYNDICATE # 2001 .....	0	0	0	0	0	0	0	0	0	0	0	0.0	0.0	0.0	0.0	YES .....	0
AA-1128003 ..	LLOYDS - SYNDICATE # 2003 .....	0	0	0	0	0	0	0	0	0	0	0	0.0	0.0	0.0	0.0	YES .....	0
AA-1120071 ..	LLOYDS - SYNDICATE # 2007 .....	0	0	0	0	0	0	0	0	0	0	0	0.0	0.0	0.0	0.0	YES .....	0
AA-1128010 ..	LLOYDS - SYNDICATE # 2010 .....	0	0	0	0	0	0	0	0	0	0	0	0.0	0.0	0.0	0.0	YES .....	0
AA-1128020 ..	LLOYDS - SYNDICATE # 2020 .....	0	0	0	0	0	0	0	0	0	0	3	0.0	0.0	0.0	0.0	YES .....	0
AA-1120112 ..	LLOYDS - SYNDICATE # 2232 .....	0	0	0	0	0	0	0	0	0	0	0	0.0	0.0	0.0	0.0	YES .....	0
AA-1128623 ..	LLOYDS - SYNDICATE # 2623 .....	0	0	0	0	0	0	0	0	0	0	0	0.0	0.0	0.0	0.0	YES .....	0
AA-1128791 ..	LLOYDS - SYNDICATE # 2791 .....	0	0	0	0	0	0	0	0	0	0	0	0.0	0.0	0.0	0.0	YES .....	0
AA-1128987 ..	LLOYDS - SYNDICATE # 2987 .....	0	0	0	0	0	0	0	0	0	0	0	0.0	0.0	0.0	0.0	YES .....	0
AA-1120179 ..	LLOYDS - SYNDICATE # 2988 .....	0	0	0	0	0	0	0	0	0	0	0	0.0	0.0	0.0	0.0	YES .....	0
AA-1129000 ..	LLOYDS - SYNDICATE # 3000 .....	0	0	0	0	0	0	0	0	0	0	0	0.0	0.0	0.0	0.0	YES .....	0
AA-1129210 ..	LLOYDS - SYNDICATE # 3210 .....	0	0	0	0	0	0	0	0	0	0	0	0.0	0.0	0.0	0.0	YES .....	0
AA-1126005 ..	LLOYDS - SYNDICATE # 4000 .....	0	0	0	0	0	0	0	0	0	0	0	0.0	0.0	0.0	0.0	YES .....	0
AA-1120075 ..	LLOYDS - SYNDICATE # 4020 .....	0	0	0	0	0	0	0	0	0	0	0	0.0	0.0	0.0	0.0	YES .....	0
AA-1120067 ..	LLOYDS - SYNDICATE # 4242 .....	0	0	0	0	0	0	0	0	0	0	0	0.0	0.0	0.0	0.0	YES .....	0
AA-1126004 ..	LLOYDS - SYNDICATE # 4444 .....	0	0	0	0	0	0	0	0	0	0	0	0.0	0.0	0.0	0.0	YES .....	0
AA-1120181 ..	LLOYDS - SYNDICATE # 5886 .....	0	0	0	0	0	0	0	0	0	0	0	0.0	0.0	0.0	0.0	YES .....	0
AA-1840000 ..	MAPFRE RE CO DE REASEGUROS S A .....	174	0	0	0	0	0	174	0	174	0	163	0.0	0.0	0.0	0.0	YES .....	0
AA-3190829 ..	MARKEL BERMUDA LIMITED .....	0	0	0	0	0	0	0	0	0	0	0	0.0	0.0	0.0	0.0	YES .....	0
AA-1121410 ..	MTSUI SUMITOMO INS CO (EUROPE) LTD .....	0	0	0	0	0	0	0	0	0	0	0	0.0	0.0	0.0	0.0	YES .....	0
AA-1580065 ..	NISSAN FIRE & MARINE INSURANCE CO. LTD. ....	6	0	0	0	0	0	6	0	6	0	0	0.0	0.0	0.0	0.0	YES .....	0
AA-3190686 ..	PARTNERRE GRP .....	0	0	0	0	0	0	0	0	0	0	0	0.0	0.0	0.0	0.0	YES .....	0
AA-3190339 ..	RENAISSANCE REINSURANCE LTD. ....	19	0	0	0	0	0	19	0	19	0	0	0.0	0.0	0.0	0.0	YES .....	0
AA-1580110 ..	SOMPO JAPAN INSURANCE INC. ....	0	0	0	0	1	1	1	0	1	1	0	100.0	100.0	0.0	0.0	NO .....	0
AA-1120962 ..	ST PAUL REINSURANCE CO. LTD. (UK CORP) .....	0	0	0	0	1	1	1	0	1	1	0	100.0	100.0	100.0	100.0	NO .....	0
AA-1121380 ..	STOREBRAND INSURANCE CO. (UK) LTD. ....	0	0	0	0	0	0	0	0	0	0	0	0.0	0.0	0.0	0.0	YES .....	0
AA-1370020 ..	SWISS RE INTERNATIONAL SE .....	0	0	0	0	0	0	0	0	0	0	0	0.0	0.0	0.0	0.0	YES .....	0
AA-1121445 ..	TOKIO MARINE EUROPE INS LTD .....	0	0	0	0	0	0	0	0	0	0	0	0.0	0.0	0.0	0.0	YES .....	0
AA-1121375 ..	TRAVELERS INS CO LTD .....	1	0	0	0	0	0	1	0	1	0	5	0.0	0.0	0.0	0.0	YES .....	0
AA-1121480 ..	UNIONAMERICA INSURANCE COMPANY LTD. ....	0	0	0	0	0	0	0	0	0	0	0	0.0	0.0	0.0	0.0	YES .....	0
AA-1460185 ..	WINTERTHUR SCHWEIZERISCHE VERSGES AG .....	1	0	0	0	1	1	2	0	2	1	1	50.0	0.0	33.3	0.0	NO .....	0
AA-1121575 ..	YASUDA FIRE & MARINE INS CO OF EUROPE .....	0	0	0	0	0	0	0	0	0	0	1	0.0	0.0	0.0	0.0	YES .....	0

ANNUAL STATEMENT FOR THE YEAR 2024 OF THE AFFILIATED FM INSURANCE COMPANY

SCHEDULE F - PART 3 (Continued)

Ceded Reinsurance as of December 31, Current Year (\$000 Omitted)  
(Aging of Ceded Reinsurance)

ID Number From Col. 1	Name of Reinsurer From Col. 3	Reinsurance Recoverable on Paid Losses and Paid Loss Adjustment Expenses						44  Total Recoverable on Paid Losses & LAE Amounts in Dispute Included in Col. 43	45  Recoverable on Paid Losses & LAE Over 90 Days Past Due Amounts in Dispute Included in Cols. 40 & 41	46  Total Recoverable on Paid Losses & LAE Amounts Not in Dispute (Cols 43-44)	47  Recoverable on Paid Losses & LAE Over 90 Days Past Due Amounts Not in Dispute (Cols. 40 + 41 - 45)	48  Amounts Received Prior 90 Days	49  Percentage Overdue Col. 42/Col. 43	50  Percentage of Amounts More Than 90 Days Overdue Not in Dispute (Col. 47/(Cols. 46+48))	51  Percentage More Than 120 Days Overdue (Col. 41/ Col. 43)	52  Is the Amount in Col. 50 Less Than 20%? (Yes or No)	53  Amounts in Col. 47 for Reinsurers with Values Less Than 20% in Col. 50		
		37  Current	Overdue															43  Total Due Cols. 37+42 (In total should equal Cols. 7+8)	
			38  1 - 29 Days	39  30 - 90 Days	40  91 - 120 Days	41  Over 120 Days	42  Total Overdue Cols. 38+39 +40+41												
1299999. Total Authorized - Other Non-U.S. Insurers		1,514	0	53	80	(36)	97	1,611	0	0	1,611	84	493	6.0	4.0	(2.2)	XXX	1	
1499999. Total Authorized Excluding Protected Cells (Sum of 0899999, 0999999, 1099999, 1199999 and 1299999)		48,621	0	1,218	154		1,035	2,407	51,028	0	0	51,028	1,234	8,270	4.7	2.1	2.0	XXX	49
1899999. Total Unauthorized - Affiliates - U.S. Non-Pool		0	0	0	0	0	0	0	0	0	0	0	0	0.0	0.0	0.0	XXX	0	
AA-3190418 .. NEW PROVIDENCE MUTUAL LIMITED .....		0	0	0	0	0	0	0	0	0	0	0	0	0.0	0.0	0.0	YES	0	
1999999. Total Unauthorized - Affiliates - Other (Non-U.S.) - Captive		0	0	0	0	0	0	0	0	0	0	0	0	0.0	0.0	0.0	XXX	0	
AA-3190411 .. RISK ENGINEERING INSURANCE COMPANY LTD .....		(3,276)	0	9	0	0	9	(3,267)	0	0	(3,267)	0	2,174	(0.3)	0.0	0.0	YES	0	
2099999. Total Unauthorized - Affiliates - Other (Non-U.S.) - Other		(3,276)	0	9	0	0	9	(3,267)	0	0	(3,267)	0	2,174	(0.3)	0.0	0.0	XXX	0	
2199999. Total Unauthorized - Affiliates - Other (Non-U.S.)		(3,276)	0	9	0	0	9	(3,267)	0	0	(3,267)	0	2,174	(0.3)	0.0	0.0	XXX	0	
2299999. Total Unauthorized - Affiliates		(3,276)	0	9	0	0	9	(3,267)	0	0	(3,267)	0	2,174	(0.3)	0.0	0.0	XXX	0	
20-5612765 .. CANOPIUS US INSURANCE, INC .....		0	0	0	0	0	0	0	0	0	0	0	0	0.0	0.0	0.0	YES	0	
87-1924654 .. CLAREMONT IC .....		0	0	0	0	0	0	0	0	0	0	0	0	0.0	0.0	0.0	YES	0	
61-1737197 .. DIGITAL SIERRA INSURANCE LIMITED .....		0	0	0	0	0	0	0	0	0	0	0	0	0.0	0.0	0.0	YES	0	
26-0147121 .. EFFEM REINSURANCE COMPANY .....		0	0	0	0	0	0	0	0	0	0	0	0	0.0	0.0	0.0	YES	0	
03-0461286 .. EPIC INSURANCE COMPANY .....		0	0	0	0	0	0	0	0	0	0	0	0	0.0	0.0	0.0	YES	0	
95-1466743 .. FINANCIAL INDEMNITY COMPANY .....		0	0	0	0	0	0	0	0	0	0	0	0	0.0	0.0	0.0	YES	0	
47-5663358 .. FIRST TOWER PARTNERS, LLC .....	852	0	21	0	49	70	922	0	0	922	49	0	7.6	5.3	5.3	YES	49		
02-0712840 .. HIGHLAND PARK INSURANCE COMPANY .....	0	0	0	0	0	0	0	0	0	0	0	0	0	0.0	0.0	0.0	YES	0	
93-4053967 .. MANGROVE CELL 61 PC .....	0	0	0	0	0	0	0	0	0	0	0	0	0	0.0	0.0	0.0	YES	0	
31-4177110 .. NATIONWIDE MUTUAL FIRE INSURANCE COMPANY .....	0	0	0	0	0	(1)	(1)	(1)	0	0	(1)	0	100.0	0.0	100.0	YES	0		
20-4148226 .. SENTINEL PROTECTION & INDEMNITY COMPANY .....	0	0	0	0	0	0	0	0	0	0	0	0	0	0.0	0.0	0.0	YES	0	
51-0387023 .. THOMSON REUTERS RISK MGMT INC .....	0	0	0	0	0	0	0	0	0	0	0	0	0	0.0	0.0	0.0	YES	0	
2399999. Total Unauthorized - Other U.S. Unaffiliated Insurers		852	0	21	0	48	69	921	0	0	921	49	0	7.5	5.3	5.2	XXX	49	
AA-9991310 .. FLORIDA HURRICANE CATASTROPHE FUND .....	0	0	0	0	0	0	0	0	0	0	0	0	0	0.0	0.0	0.0	YES	0	
AA-9991500 .. ILLINOIS MINE SUBSIDENCE FUND .....	0	0	0	0	0	0	0	0	0	0	0	0	0	0.0	0.0	0.0	YES	0	
2499999. Total Unauthorized - Pools - Mandatory Pools		0	0	0	0	0	0	0	0	0	0	0	0	0.0	0.0	0.0	XXX	0	
98-0413961 .. ADIDAS INTERNATIONAL RE LIMITED (AIR) .....	0	0	0	0	0	0	0	0	0	0	0	0	0	0.0	0.0	0.0	YES	0	
AA-1120841 .. AIG EUROPE LIMITED .....	0	0	0	0	0	0	0	0	0	0	0	0	0	0.0	0.0	0.0	YES	0	
AA-5320036 .. AIG INSURANCE HONG KONG LIMITED .....	0	0	0	0	0	0	0	0	0	0	0	0	0	0.0	0.0	0.0	YES	0	
AA-1320065 .. ALLIANZ GLOBAL CORPORATE & SPECIALTY (FR .....	0	0	0	0	0	0	0	0	0	0	0	0	0	0.0	0.0	0.0	YES	0	
AA-1780091 .. ARCH REINS EUROPE UNDERWRITING LTD .....	0	0	0	0	0	0	0	0	0	0	0	0	0	0.0	0.0	0.0	YES	0	
AA-1560118 .. ARCH REINSURANCE COMPANY .....	0	0	0	0	0	0	0	0	0	0	0	0	0	0.0	0.0	0.0	YES	0	
AA-1440023 .. ASSA ABLOY FORSAKRINGS AB .....	0	0	0	0	0	86	86	86	0	0	86	86	0	100.0	100.0	100.0	NO	0	
AA-1120701 .. ATLAS ASSURANCE COMPANY LIMITED .....	0	0	0	0	0	0	0	0	0	0	0	0	0	0.0	0.0	0.0	YES	0	
AA-3191454 .. AXA XL BERMUDA .....	151	0	0	0	0	0	0	151	0	0	151	0	0	0.0	0.0	0.0	YES	0	
AA-1120297 .. BRITISH NATIONAL INSURANCE COMPANY LTD. .....	0	0	0	0	1	0	1	1	0	0	1	1	0	100.0	100.0	0.0	NO	0	
AA-3191390 .. CASTLE HARBOUR INSURANCE LIMITED .....	0	0	0	0	0	0	0	0	0	0	0	0	0	0.0	0.0	0.0	YES	0	
AA-5320057 .. CHUBB INS HONG KONG .....	0	0	0	0	0	0	0	0	0	0	0	0	0	0.0	0.0	0.0	YES	0	
AA-1320105 .. CIE TRANSCONTINENTALE DE REASSURANCE .....	1	0	0	1	0	1	1	2	0	0	2	1	0	50.0	50.0	0.0	NO	0	
AA-1320035 .. COLISEE RE .....	2	0	0	2	0	2	2	4	0	0	4	2	2	50.0	33.3	0.0	NO	0	

ANNUAL STATEMENT FOR THE YEAR 2024 OF THE AFFILIATED FM INSURANCE COMPANY

SCHEDULE F - PART 3 (Continued)

Ceded Reinsurance as of December 31, Current Year (\$000 Omitted)

(Aging of Ceded Reinsurance)

ID Number From Col. 1	Name of Reinsurer From Col. 3	Reinsurance Recoverable on Paid Losses and Paid Loss Adjustment Expenses						44  Total Recoverable on Paid Losses & LAE  Amounts in Dispute Included in Col. 43	45  Recoverable on Paid Losses & LAE Over 90 Days Past Due Amounts Included in Cols. 40 & 41	46  Total Recoverable on Paid Losses & LAE  Amounts Not in Dispute (Cols 43-44)	47  Recoverable on Paid Losses & LAE Over 90 Days Past Due Amounts Not in Dispute (Cols. 40 + 41 - 45)	48  Amounts Received Prior 90 Days	49  Percentage Overdue Col. 42/Col. 43	50  Percentage of Amounts More Than 90 Days Overdue Not in Dispute (Col. 47/(Cols. 46+48))	51  Percentage More Than 120 Days Overdue (Col. 41/ Col. 43)	52  Is the Amount in Col. 50 Less Than 20%? (Yes or No)	53  Amounts in Col. 47 for Reinsurers with Values Less Than 20% in Col. 50	
		37  Current	Overdue				43  Total Due Cols. 37+42 (In total should equal Cols. 7+8)											
			38  1 - 29 Days	39  30 - 90 Days	40  91 - 120 Days	41  Over 120 Days												42  Total Overdue Cols. 38+39 +40+41
AA-3191435 ..	CONDUIT REINS LTD .....	20	0	0	0	0	0	20	0	20	0	41	0.0	0.0	0.0	0.0	YES	0
AA-1120430 ..	CONTINENTAL INSURANCE CO. (UK) LTD. ....	1	0	0	0	0	0	1	0	1	0	2	0.0	0.0	0.0	0.0	YES	0
AA-3191400 ..	CONVEX RE LIMITED .....	0	0	0	0	0	0	0	0	0	0	0	0.0	0.0	0.0	0.0	YES	0
AA-1340085 ..	E+S RUCKVERSICHERUNGS AKLIENGESELLSCHAFT .....	1	0	0	1	0	1	2	0	2	1	0	50.0	50.0	0.0	0.0	NO	0
AA-1120515 ..	EAGLE STAR INS CO LTD .....	0	0	0	0	1	1	1	0	1	1	0	100.0	100.0	100.0	0.0	NO	0
AA-3191180 ..	ELGO INSURANCE COMPANY LTD .....	0	0	0	0	0	0	0	0	0	0	0	0.0	0.0	0.0	0.0	YES	0
AA-1370059 ..	ESSILORLUXOTTICA RE .....	0	0	0	0	0	0	0	0	0	0	0	0.0	0.0	0.0	0.0	YES	0
AA-1780124 ..	EVEREST REINSURANCE COMPANY .....	0	0	0	0	0	0	0	0	0	0	0	0.0	0.0	0.0	0.0	YES	0
AA-3194101 ..	EVEREST REINSURANCE COMPANY .....	0	0	0	0	0	0	0	0	0	0	0	0.0	0.0	0.0	0.0	YES	0
AA-1370061 ..	FORVIA RE S.A. ....	0	0	0	0	0	0	0	0	0	0	0	0.0	0.0	0.0	0.0	YES	0
AA-1780117 ..	GD INSURANCE COMPANY DAC .....	0	0	0	0	0	0	0	0	0	0	0	0.0	0.0	0.0	0.0	YES	0
AA-1460060 ..	GEN REINS CORP (EUROPE) AG .....	0	0	0	0	0	0	0	0	0	0	0	0.0	0.0	0.0	0.0	YES	0
AA-1930285 ..	GENERAL REINS AUSTRALIA LTD .....	0	0	0	0	0	0	0	0	0	0	0	0.0	0.0	0.0	0.0	YES	0
AA-1340145 ..	GENERAL REINSURANCE AG .....	0	0	0	0	0	0	0	0	0	0	0	0.0	0.0	0.0	0.0	YES	0
AA-1080004 ..	GLOBAL RISK UNDERWRITERS (BERMUDA) LTD .....	0	0	0	0	0	0	0	0	0	0	0	0.0	0.0	0.0	0.0	YES	0
AA-3191524 ..	GR BERMUDA SAC LTD .....	79	0	0	0	0	0	79	0	79	0	72	0.0	0.0	0.0	0.0	YES	0
AA-3191190 ..	HAMILTON RE, LTD. ....	65	0	0	0	0	0	65	0	65	0	0	0.0	0.0	0.0	0.0	YES	0
AA-1560483 ..	HANNOVER RUCKVERSICHERUNGS AKTIENGESELLS .....	0	0	0	0	0	0	0	0	0	0	0	0.0	0.0	0.0	0.0	YES	0
AA-3770336 ..	HEXAGON INSURANCE COMPANY, LTD .....	363	0	22	0	0	22	385	0	385	0	0	5.7	0.0	0.0	0.0	YES	0
AA-3190875 ..	HISCOX (BERMUDA) LTD .....	0	0	0	0	0	0	0	0	0	0	1	0.0	0.0	0.0	0.0	YES	0
AA-1370023 ..	IMERYS RE LIMITED .....	0	0	0	0	0	0	0	0	0	0	0	0.0	0.0	0.0	0.0	YES	0
AA-1120209 ..	INTERNATIONAL GENERAL INSURANCE COMPANY .....	0	0	0	0	0	0	0	0	0	0	0	0.0	0.0	0.0	0.0	YES	0
AA-3190906 ..	KEYSTONE PF .....	0	0	0	0	0	0	0	0	0	0	0	0.0	0.0	0.0	0.0	YES	0
AA-5760046 ..	LENOVO INSURANCE COMPANY PTE LTD .....	0	0	0	0	0	0	0	0	0	0	0	0.0	0.0	0.0	0.0	YES	0
AA-1120876 ..	LOMBARD CONTINENTAL INS PLC .....	0	0	0	0	0	0	0	0	0	0	0	0.0	0.0	0.0	0.0	YES	0
AA-1120887 ..	LONDON AND EDINBURGH INSURANCE CO. LTD. ....	0	0	0	0	0	0	0	0	0	0	0	0.0	0.0	0.0	0.0	YES	0
AA-3191239 ..	LUMEN RE LTD. ....	0	0	0	0	0	0	0	0	0	0	0	0.0	0.0	0.0	0.0	YES	0
AA-3190669 ..	MARIAS FALLS INSURANCE COMPANY LTD .....	0	0	0	0	0	0	0	0	0	0	0	0.0	0.0	0.0	0.0	YES	0
AA-1460019 ..	MS AMLIN AG .....	247	0	0	0	0	0	247	0	247	0	65	0.0	0.0	0.0	0.0	YES	0
AA-1340165 ..	MUNCHENER RUCKVERSICHERUNGS GESELLSCHAFT .....	868	0	178	1	0	179	1,047	0	1,047	1	585	17.1	0.1	0.0	0.0	YES	1
AA-1560600 ..	MUNICH REINSURANCE CO. OF CANADA .....	0	0	0	0	0	0	0	0	0	0	0	0.0	0.0	0.0	0.0	YES	0
AA-1120011 ..	MUNICH REINSURANCE COMPANY (UK) GENERAL .....	0	0	0	0	0	0	0	0	0	0	0	0.0	0.0	0.0	0.0	YES	0
AA-5760072 ..	NEXUS INS INTL PTE LTD (NII) .....	0	0	0	0	0	0	0	0	0	0	0	0.0	0.0	0.0	0.0	YES	0
AA-1121077 ..	NISSAN INS. CO. (EUROPE) LTD. ....	0	0	0	0	0	0	0	0	0	0	0	0.0	0.0	0.0	0.0	YES	0
AA-1580015 ..	AIOI NISSAY DOWA INS. CO. LTD. ....	0	0	0	1	0	1	1	0	1	1	0	100.0	100.0	0.0	0.0	NO	0
AA-1320230 ..	PFA TIARD .....	0	0	0	0	0	0	0	0	0	0	0	0.0	0.0	0.0	0.0	YES	0
AA-1460028 ..	PLASTIC OMNIUM RE AG .....	0	0	0	0	11	11	11	0	11	11	0	100.0	100.0	100.0	0.0	NO	0
AA-2730800 ..	REASEGURADORA PATRIA S.A. ....	0	0	0	0	0	0	0	0	0	0	0	0.0	0.0	0.0	0.0	YES	0
AA-1464109 ..	RELX RISKS SA .....	0	0	0	0	0	0	0	0	0	0	0	0.0	0.0	0.0	0.0	YES	0
AA-1340022 ..	REVIUM RUCKVERSICHERUNG AG .....	0	0	0	0	0	0	0	0	0	0	0	0.0	0.0	0.0	0.0	YES	0
AA-3160102 ..	RIVERVIEW INSURANCE CO LTD .....	40	0	140	7	(50)	97	137	0	137	0	232	70.8	0.0	(36.5)	0.0	YES	0
98-1291066 ..	ROOSEVELT INSURANCE COMPANY, LTD .....	0	0	0	0	0	0	0	0	0	0	0	0.0	0.0	0.0	0.0	YES	0
AA-1370026 ..	ROQUETTE RE S.A. ....	1	0	387	0	27	414	415	0	415	27	0	99.8	6.5	6.5	0.0	YES	27
AA-5420022 ..	SAMSUNG FIRE & MARINE INS CO L .....	0	0	0	0	0	0	0	0	0	0	0	0.0	0.0	0.0	0.0	YES	0
AA-1320031 ..	SCOR GLOBAL P&C SE .....	0	0	0	0	0	0	0	0	0	0	0	0.0	0.0	0.0	0.0	YES	0

ANNUAL STATEMENT FOR THE YEAR 2024 OF THE AFFILIATED FM INSURANCE COMPANY

SCHEDULE F - PART 3 (Continued)

Ceded Reinsurance as of December 31, Current Year (\$000 Omitted)

(Aging of Ceded Reinsurance)

ID Number From Col. 1	Name of Reinsurer From Col. 3	Reinsurance Recoverable on Paid Losses and Paid Loss Adjustment Expenses						44  Total Recoverable on Paid Losses & LAE Amounts in Dispute Included in Col. 43	45  Recoverable on Paid Losses & LAE Over 90 Days Past Due Amounts in Dispute Included in Cols. 40 & 41	46  Total Recoverable on Paid Losses & LAE Amounts Not in Dispute (Cols 43-44)	47  Recoverable on Paid Losses & LAE Over 90 Days Past Due Amounts Not in Dispute (Cols. 40 + 41 - 45)	48  Amounts Received Prior 90 Days	49  Percentage Overdue Col. 42/Col. 43	50  Percentage of Amounts More Than 90 Days Overdue Not in Dispute (Col. 47/[Cols. 46+48])	51  Percentage More Than 120 Days Overdue (Col. 41/ Col. 43)	52  Is the Amount in Col. 50 Less Than 20%? (Yes or No)	53  Amounts in Col. 47 for Reinsurers with Values Less Than 20% in Col. 50
		37  Current	Overdue				43  Total Due Cols. 37+42 (In total should equal Cols. 7+8)										
			38  1 - 29 Days	39  30 - 90 Days	40  91 - 120 Days	41  Over 120 Days											
AA-1560745 ..	SCOR REINSURANCE COMPANY OF CANADA .....	0	0	0	0	1	1	1	0	0	1	0	100.0	100.0	100.0	NO	0
AA-1370038 ..	SERECO RE S.A. ....	0	0	0	0	0	0	0	0	0	0	0	0.0	0.0	0.0	YES	0
AA-1080028 ..	SMITHS GROUP INS LTD .....	0	0	0	0	0	0	0	0	0	0	0	0.0	0.0	0.0	YES	0
AA-3194212 ..	SOBRAL LIMITED .....	0	0	0	0	0	0	0	0	0	0	46	0.0	0.0	0.0	YES	0
AA-1370031 ..	SOLVAY HORTENSIA S.A. ....	0	0	0	0	0	0	0	0	0	0	0	0.0	0.0	0.0	YES	0
AA-1810009 ..	STARR EUROPE INS LTD .....	0	0	0	0	0	0	0	0	0	0	0	0.0	0.0	0.0	YES	0
AA-3192080 ..	SUFFOLK INSURANCE LTD .....	54	0	54	0	(54)	0	54	0	54	0	0	0.0	0.0	(100.0)	YES	0
AA-1460146 ..	SWISS REINSURANCE COMPANY CANADA .....	0	0	0	0	0	0	0	0	0	0	0	0.0	0.0	0.0	YES	0
AA-3191220 ..	TELLURIDE INSURANCE LTD .....	0	0	0	0	0	0	0	0	0	0	0	0.0	0.0	0.0	YES	0
AA-3190305 ..	THE GROVE INSURANCE COMPANY LIMITED .....	0	0	0	0	0	0	0	0	0	0	0	0.0	0.0	0.0	YES	0
AA-1580095 ..	THE TOA REINS CO LTD .....	0	0	0	0	0	0	0	0	0	0	0	0.0	0.0	0.0	YES	0
98-1404041 ..	THERMO FISHER SCIENTIFIC RE .....	0	0	0	0	0	0	0	0	0	0	0	0.0	0.0	0.0	YES	0
AA-1580100 ..	TOKIO MARINE & NICHIDO FIRE INS CO LTD .....	0	0	0	0	0	0	0	0	0	0	0	0.0	0.0	0.0	YES	0
AA-1320177 ..	VEOLIA ENVIRONMENT SERVICES-RE .....	0	0	0	0	0	0	0	0	0	0	0	0.0	0.0	0.0	YES	0
AA-1780131 ..	VITAL BLUE INS DAC .....	0	0	0	0	0	0	0	0	0	0	0	0.0	0.0	0.0	YES	0
AA-1780072 ..	XL RE EUROPE SE .....	0	0	0	0	0	0	0	0	0	0	0	0.0	0.0	0.0	YES	0
AA-1120001 ..	ZURICH SPECIALTIES LONDON LTD .....	0	0	0	0	1	1	1	0	1	1	0	100.0	100.0	100.0	NO	0
2699999. Total Unauthorized - Other Non-U.S. Insurers		1,893	0	781	14	23	818	2,711	0	0	134	1,046	30.2	3.6	0.8	XXX	28
2899999. Total Unauthorized Excluding Protected Cells (Sum of 2299999, 2399999, 2499999, 2599999 and 2699999)		(531)	0	811	14	71	896	365	0	0	183	3,220	245.5	5.1	19.5	XXX	77
3299999. Total Certified - Affiliates - U.S. Non-Pool		0	0	0	0	0	0	0	0	0	0	0	0.0	0.0	0.0	XXX	0
3599999. Total Certified - Affiliates - Other (Non-U.S.)		0	0	0	0	0	0	0	0	0	0	0	0.0	0.0	0.0	XXX	0
3699999. Total Certified - Affiliates		0	0	0	0	0	0	0	0	0	0	0	0.0	0.0	0.0	XXX	0
CR-3194126 ..	ARCH REINSURANCE LTD. ....	189	0	0	0	0	0	189	0	189	0	50	0.0	0.0	0.0	YES	0
CR-3194122 ..	DAVINCI REINSURANCE LTD. ....	13	0	0	0	0	0	13	0	13	0	0	0.0	0.0	0.0	YES	0
CR-1340125 ..	HANNOVER RUCK SE .....	1,806	0	3	0	0	3	1,809	0	1,809	0	783	0.2	0.0	0.0	YES	0
CR-1460019 ..	MS AMLIN AG .....	0	0	0	0	0	0	0	0	0	0	0	0.0	0.0	0.0	YES	0
CR-1460146 ..	SWISS REINSURANCE CO. ....	737	0	0	0	0	0	737	0	737	0	197	0.0	0.0	0.0	YES	0
4099999. Total Certified - Other Non-U.S. Insurers		2,745	0	3	0	0	3	2,748	0	2,748	0	1,030	0.1	0.0	0.0	XXX	0
4299999. Total Certified Excluding Protected Cells (Sum of 3699999, 3799999, 3899999, 3999999 and 4099999)		2,745	0	3	0	0	3	2,748	0	2,748	0	1,030	0.1	0.0	0.0	XXX	0
4699999. Total Reciprocal Jurisdiction - Affiliates - U.S. Non-Pool		0	0	0	0	0	0	0	0	0	0	0	0.0	0.0	0.0	XXX	0
4999999. Total Reciprocal Jurisdiction - Affiliates - Other (Non-U.S.)		0	0	0	0	0	0	0	0	0	0	0	0.0	0.0	0.0	XXX	0
5099999. Total Reciprocal Jurisdiction - Affiliates		0	0	0	0	0	0	0	0	0	0	0	0.0	0.0	0.0	XXX	0
RJ-3194126 ..	ARCH REINSURANCE LTD. ....	214	0	0	0	0	0	214	0	214	0	185	0.0	0.0	0.0	YES	0
RJ-3191352 ..	ASCOT REINS CO LTD .....	0	0	0	0	0	0	0	0	0	0	0	0.0	0.0	0.0	YES	0
RJ-3194168 ..	ASPEN INSURANCE LIMITED .....	764	0	0	0	0	0	764	0	764	0	318	0.0	0.0	0.0	YES	0
RJ-3194139 ..	AXIS SPECIALTY LTD .....	292	0	0	0	0	0	292	0	292	0	0	0.0	0.0	0.0	YES	0
RJ-1320152 ..	CHUBB EUROPEAN GROUP .....	0	0	0	0	0	0	0	0	0	0	0	0.0	0.0	0.0	YES	0
RJ-3191435 ..	CONDUIT REINS LTD .....	86	0	0	0	0	0	86	0	86	0	56	0.0	0.0	0.0	YES	0

ANNUAL STATEMENT FOR THE YEAR 2024 OF THE AFFILIATED FM INSURANCE COMPANY

SCHEDULE F - PART 3 (Continued)

Ceded Reinsurance as of December 31, Current Year (\$000 Omitted)

(Aging of Ceded Reinsurance)

ID Number From Col. 1	Name of Reinsurer From Col. 3	Reinsurance Recoverable on Paid Losses and Paid Loss Adjustment Expenses						44  Total Recoverable on Paid Losses & LAE  Amounts in Dispute Included in Col. 43	45  Recoverable on Paid Losses & LAE Over 90 Days Past  Due Amounts Included in Cols. 40 & 41	46  Total Recoverable on Paid Losses & LAE  Amounts Not in Dispute (Cols 43-44)	47  Recoverable on Paid Losses & LAE Over 90 Days Past  Due Amounts Not in Dispute (Cols. 40 + 41 - 45)	48  Amounts Received Prior 90 Days	49  Percentage Overdue Col. 42/Col. 43	50  Percentage of Amounts More Than 90 Days Overdue Not in Dispute (Col. 47/[Cols. 46+48])	51  Percentage More Than 120 Days Overdue (Col. 41/ Col. 43)	52  Is the Amount in Col. 50 Less Than 20%? (Yes or No)	53  Amounts in Col. 47 for Reinsurers with Values Less Than 20% in Col. 50	
		37  Current	Overdue				43  Total Due Cols. 37+42 (In total should equal Cols. 7+8)											
			38  1 - 29 Days	39  30 - 90 Days	40  91 - 120 Days	41  Over 120 Days												42  Total Overdue Cols. 38+39 +40+41
RJ-1120191 ..	CONVEX INSURANCE UK LTD .....	76	0	1	0	0	1	77	0	77	0	0	1.3	0.0	0.0	0.0	YES	0
RJ-3191400 ..	CONVEX RE LIMITED .....	21	0	0	0	0	0	21	0	21	0	0	0.0	0.0	0.0	0.0	YES	0
RJ-3191289 ..	FIDELIS INSURANCE BERMUDA LIMITED .....	0	0	0	0	0	0	0	0	0	0	0	0.0	0.0	0.0	0.0	YES	0
RJ-1120175 ..	FIDELIS UNDERWRITING LIMITED .....	0	0	0	0	0	0	0	0	0	0	0	0.0	0.0	0.0	0.0	YES	0
RJ-3190875 ..	HISCOX (BERMUDA) LTD .....	103	0	0	0	0	0	103	0	103	0	0	0.0	0.0	0.0	0.0	YES	0
RJ-3190871 ..	LANCASHIRE INSURANCE COMPANY LIMITED .....	91	0	0	0	0	0	91	0	91	0	23	0.0	0.0	0.0	0.0	YES	0
RJ-1370048 ..	LIBERTY MUT INS EUROPE LTD .....	0	0	0	0	0	0	0	0	0	0	0	0.0	0.0	0.0	0.0	YES	0
RJ-1122000 ..	LLOYD'S .....	0	0	0	0	0	0	0	0	0	0	0	0.0	0.0	0.0	0.0	YES	0
RJ-1126033 ..	LLOYDS - SYNDICATE # 0033 .....	103	0	0	0	0	0	103	0	103	0	0	0.0	0.0	0.0	0.0	YES	0
RJ-1126435 ..	LLOYDS - SYNDICATE # 0435 .....	65	0	0	0	0	0	65	0	65	0	0	0.0	0.0	0.0	0.0	YES	0
RJ-1126457 ..	LLOYDS - SYNDICATE # 0457 .....	0	0	0	0	0	0	0	0	0	0	0	0.0	0.0	0.0	0.0	YES	0
RJ-1126510 ..	LLOYDS - SYNDICATE # 0510 .....	289	0	0	0	0	0	289	0	289	0	0	0.0	0.0	0.0	0.0	YES	0
RJ-1126566 ..	LLOYDS - SYNDICATE # 0566 .....	323	0	0	0	0	0	323	0	323	0	0	0.0	0.0	0.0	0.0	YES	0
RJ-1126623 ..	LLOYDS - SYNDICATE # 0623 .....	19	0	0	0	0	0	19	0	19	0	3	0.0	0.0	0.0	0.0	YES	0
RJ-1127084 ..	LLOYDS - SYNDICATE # 1084 .....	0	0	0	0	0	0	0	0	0	0	0	0.0	0.0	0.0	0.0	YES	0
RJ-1127183 ..	LLOYDS - SYNDICATE # 1183 .....	0	0	0	0	0	0	0	0	0	0	0	0.0	0.0	0.0	0.0	YES	0
RJ-1120085 ..	LLOYDS - SYNDICATE # 1274 .....	0	0	0	0	0	0	0	0	0	0	0	0.0	0.0	0.0	0.0	YES	0
RJ-1127301 ..	LLOYDS - SYNDICATE # 1301 .....	0	0	0	0	0	0	0	0	0	0	0	0.0	0.0	0.0	0.0	YES	0
RJ-1127414 ..	LLOYDS - SYNDICATE # 1414 .....	(2)	0	2	0	0	2	0	0	0	0	0	0.0	0.0	0.0	0.0	YES	0
RJ-1120198 ..	LLOYDS - SYNDICATE # 1618 .....	0	0	0	0	0	0	0	0	0	0	0	0.0	0.0	0.0	0.0	YES	0
RJ-1120157 ..	LLOYDS - SYNDICATE # 1729 .....	5	0	0	0	0	0	5	0	5	0	0	0.0	0.0	0.0	0.0	YES	0
RJ-1120171 ..	LLOYDS - SYNDICATE # 1856 .....	18	0	0	0	0	0	18	0	18	0	0	0.0	0.0	0.0	0.0	YES	0
RJ-1120096 ..	LLOYDS - SYNDICATE # 1880 .....	84	0	0	0	0	0	84	0	84	0	0	0.0	0.0	0.0	0.0	YES	0
RJ-1120103 ..	LLOYDS - SYNDICATE # 1967 .....	0	0	0	0	0	0	0	0	0	0	0	0.0	0.0	0.0	0.0	YES	0
RJ-1128001 ..	LLOYDS - SYNDICATE # 2001 .....	80	0	0	0	0	0	80	0	80	0	0	0.0	0.0	0.0	0.0	YES	0
RJ-1128003 ..	LLOYDS - SYNDICATE # 2003 .....	260	0	0	0	0	0	260	0	260	0	0	0.0	0.0	0.0	0.0	YES	0
RJ-1128010 ..	LLOYDS - SYNDICATE # 2010 .....	32	0	0	0	0	0	32	0	32	0	0	0.0	0.0	0.0	0.0	YES	0
RJ-1128121 ..	LLOYDS - SYNDICATE # 2121 .....	0	0	0	0	0	0	0	0	0	0	0	0.0	0.0	0.0	0.0	YES	0
RJ-1128488 ..	LLOYDS - SYNDICATE # 2488 .....	0	0	0	0	0	0	0	0	0	0	0	0.0	0.0	0.0	0.0	YES	0
RJ-1128623 ..	LLOYDS - SYNDICATE # 2623 .....	87	0	0	0	0	0	87	0	87	0	14	0.0	0.0	0.0	0.0	YES	0
RJ-1128791 ..	LLOYDS - SYNDICATE # 2791 .....	9	0	0	0	0	0	9	0	9	0	0	0.0	0.0	0.0	0.0	YES	0
RJ-1128987 ..	LLOYDS - SYNDICATE # 2987 .....	446	0	0	0	0	0	446	0	446	0	0	0.0	0.0	0.0	0.0	YES	0
RJ-1120179 ..	LLOYDS - SYNDICATE # 2988 .....	26	0	0	0	0	0	26	0	26	0	0	0.0	0.0	0.0	0.0	YES	0
RJ-1129000 ..	LLOYDS - SYNDICATE # 3000 .....	26	0	0	0	0	0	26	0	26	0	0	0.0	0.0	0.0	0.0	YES	0
RJ-1126005 ..	LLOYDS - SYNDICATE # 4000 .....	0	0	0	0	0	0	0	0	0	0	0	0.0	0.0	0.0	0.0	YES	0
RJ-1120075 ..	LLOYDS - SYNDICATE # 4020 .....	27	0	0	0	0	0	27	0	27	0	0	0.0	0.0	0.0	0.0	YES	0
RJ-1120067 ..	LLOYDS - SYNDICATE # 4242 .....	9	0	0	0	0	0	9	0	9	0	0	0.0	0.0	0.0	0.0	YES	0
RJ-1126004 ..	LLOYDS - SYNDICATE # 4444 .....	0	0	0	0	0	0	0	0	0	0	0	0.0	0.0	0.0	0.0	YES	0
RJ-1120181 ..	LLOYDS - SYNDICATE # 5886 .....	27	0	0	0	0	0	27	0	27	0	0	0.0	0.0	0.0	0.0	YES	0
RJ-3191239 ..	LUMEN RE LTD. ....	0	0	0	0	0	0	0	0	0	0	0	0.0	0.0	0.0	0.0	YES	0
RJ-1840000 ..	MAPFRE RE CO DE REASEGUROS S A .....	185	0	0	0	0	0	185	0	185	0	57	0.0	0.0	0.0	0.0	YES	0
RJ-1460019 ..	MS AMLIN AG .....	167	0	1	4	0	5	172	0	172	4	143	2.9	0.0	1.3	0.0	YES	4
RJ-1340165 ..	MUNCHENER RUCKVERSICHERUNGS GESELLSCHAFT .....	891	0	7	0	0	7	898	0	898	0	331	0.8	0.0	0.0	0.0	YES	0

ANNUAL STATEMENT FOR THE YEAR 2024 OF THE AFFILIATED FM INSURANCE COMPANY

SCHEDULE F - PART 3 (Continued)

Ceded Reinsurance as of December 31, Current Year (\$000 Omitted)

(Aging of Ceded Reinsurance)

ID Number From Col. 1	Name of Reinsurer From Col. 3	Reinsurance Recoverable on Paid Losses and Paid Loss Adjustment Expenses						44  Total Recoverable on Paid Losses & LAE Amounts in Dispute Included in Col. 43	45  Recoverable on Paid Losses & LAE Over 90 Days Past Due Amounts in Dispute Included in Cols. 40 & 41	46  Total Recoverable on Paid Losses & LAE Amounts Not in Dispute (Cols 43-44)	47  Recoverable on Paid Losses & LAE Over 90 Days Past Due Amounts Not in Dispute (Cols. 40 + 41 - 45)	48  Amounts Received Prior 90 Days	49  Percentage Overdue Col. 42/Col. 43	50  Percentage of Amounts More Than 90 Days Overdue Not in Dispute (Col. 47/(Cols. 46+48))	51  Percentage More Than 120 Days Overdue (Col. 41/ Col. 43)	52  Is the Amount in Col. 50 Less Than 20%? (Yes or No)	53  Amounts in Col. 47 for Reinsurers with Values Less Than 20% in Col. 50		
		37  Current	Overdue															43  Total Due Cols. 37+42 (In total should equal Cols. 7+8)	
			38  1 - 29 Days	39  30 - 90 Days	40  91 - 120 Days	41  Over 120 Days	42  Total Overdue Cols. 38+39 +40+41												
RJ-1460146 ...	SWISS REINSURANCE CO. ....	459	0	0	0	0	0	459	0	0	459	0	540	0.0	0.0	0.0	0.0	YES	0
5499999. Total Reciprocal Jurisdiction - Other Non-U.S. Insurers		5,282	0	11	4	0	15	5,297	0	0	5,297	4	1,670	0.3	0.1	0.0	XXX	4	
5699999. Total Reciprocal Jurisdiction Excluding Protected Cells (Sum of 5099999, 5199999, 5299999, 5399999 and 5499999)		5,282	0	11	4	0	15	5,297	0	0	5,297	4	1,670	0.3	0.1	0.0	XXX	4	
5799999. Total Authorized, Unauthorized, Reciprocal Jurisdiction and Certified Excluding Protected Cells (Sum of 1499999, 2899999, 4299999 and 5699999)		56,117	0	2,043	172	1,106	3,321	59,438	0	0	59,438	1,421	14,190	5.6	1.9	1.9	XXX	130	
5899999. Total Protected Cells (Sum of 1399999, 2799999, 4199999 and 5599999)		0	0	0	0	0	0	0	0	0	0	0	0	0.0	0.0	0.0	XXX	0	
9999999 Totals		56,117	0	2,043	172	1,106	3,321	59,438	0	0	59,438	1,421	14,190	5.6	1.9	1.9	XXX	130	

Ceded Reinsurance as of December 31, Current Year (\$000 Omitted)  
(Provision for Reinsurance for Certified Reinsurers)

25



Ceded Reinsurance as of December 31, Current Year (\$000 Omitted)  
(Provision for Reinsurance for Certified Reinsurers)

## 25.1

**SCHEDULE F - PART 3 (Continued)**

(Provision for Reinsurance for Certified Reinsurers)

ID Number From Col. 1	Name of Reinsurer From Col. 3	Provision for Certified Reinsurance																
		54  Certified Reinsurer Rating (1 through 6)	55  Effective Date of Certified Reinsurer Rating	56  Percent Collateral Required for Full Credit (0% through 100%)	57  Catastrophe Recoverables Qualifying for Collateral Deferral	58  Net Recoverables Subject to Collateral Requirements for Full Credit (Col. 19 - Col. 57)	59  Dollar Amount of Collateral Required (Col. 56 * Col. 58)	60  Percent of Collateral Provided for Net Recoverables Subject to Collateral Requirements ((Col. 20 + Col. 21 + Col. 22 + Col. 24) / Col. 58)	61  Percent Credit Allowed on Net Recoverables Subject to Collateral Requirements (Col. 60 / Col. 56, not to exceed 100%)	62  20% of Recoverable on Paid Losses & LAE Over 90 Days Past Due Amounts in Dispute (Col. 45 * 20%)	63  Amount of Credit Allowed for Net Recoverables (Col. 57 + [Col. 58 * Col. 61])	64  Provision for Reinsurance with Certified Reinsurers Due to Collateral Deficiency (Col. 19 - Col. 63)	65  20% of Recoverable on Paid Losses & LAE Over 90 Days Past Due Amounts Not in Dispute (Col. 47 * 20%)	Complete if Col. 52 = "No"; Otherwise Enter 0			69  Provision for Overdue Reinsurance Ceded to Certified Reinsurers (Greater of [Col. 62 + Col. 65] or Col.68; not to Exceed Col. 63)	
														66  Total Collateral Provided (Col. 20 + Col. 21 + Col. 22 + Col. 24, not to Exceed Col. 63)	67  Net Unsecured Recoverable for Which Credit is Allowed (Col. 63 - Col. 66)	68  20% of Amount in Col. 67		
13-5616275	TRANSATLANTIC REINSURANCE COMPANY .....	XXX	XXX	XXX	XXX	XXX	XXX	XXX	XXX	XXX	XXX	XXX	XXX	XXX	XXX	XXX	XXX	XXX
06-0566050	TRAVELERS INDEMNITY COMPANY .....	XXX	XXX	XXX	XXX	XXX	XXX	XXX	XXX	XXX	XXX	XXX	XXX	XXX	XXX	XXX	XXX	XXX
13-2953213	UNIONE ITALIANA REINSURANCE CO OF AMERIC .....	XXX	XXX	XXX	XXX	XXX	XXX	XXX	XXX	XXX	XXX	XXX	XXX	XXX	XXX	XXX	XXX	XXX
02-0349547	US INTERNATIONAL REINSURANCE CO .....	XXX	XXX	XXX	XXX	XXX	XXX	XXX	XXX	XXX	XXX	XXX	XXX	XXX	XXX	XXX	XXX	XXX
63-0598629	VESTA FIRE INSURANCE CORPORATION .....	XXX	XXX	XXX	XXX	XXX	XXX	XXX	XXX	XXX	XXX	XXX	XXX	XXX	XXX	XXX	XXX	XXX
92-0040526	WESTCHESTER FIRE INSURANCE COMPANY .....	XXX	XXX	XXX	XXX	XXX	XXX	XXX	XXX	XXX	XXX	XXX	XXX	XXX	XXX	XXX	XXX	XXX
48-0921045	WESTPORT INSURANCE CORPORATION .....	XXX	XXX	XXX	XXX	XXX	XXX	XXX	XXX	XXX	XXX	XXX	XXX	XXX	XXX	XXX	XXX	XXX
75-6017952	XL INS AMERICA INC .....	XXX	XXX	XXX	XXX	XXX	XXX	XXX	XXX	XXX	XXX	XXX	XXX	XXX	XXX	XXX	XXX	XXX
13-1290712	XL REINSURANCE AMERICA INC. ....	XXX	XXX	XXX	XXX	XXX	XXX	XXX	XXX	XXX	XXX	XXX	XXX	XXX	XXX	XXX	XXX	XXX
36-4233459	ZURICH AMERICAN INSURANCE COMPANY .....	XXX	XXX	XXX	XXX	XXX	XXX	XXX	XXX	XXX	XXX	XXX	XXX	XXX	XXX	XXX	XXX	XXX
36-2781080	ZURICH AMERICAN INSURANCE COMPANY OF ILL .....	XXX	XXX	XXX	XXX	XXX	XXX	XXX	XXX	XXX	XXX	XXX	XXX	XXX	XXX	XXX	XXX	XXX
0999999. Total Authorized - Other U.S. Unaffiliated Insurers				XXX	XXX	XXX	XXX	XXX	XXX	XXX	XXX	XXX	XXX	XXX	XXX	XXX	XXX	XXX
AA-9995022	EXCESS AND CASUALTY REINSURANCE ASSOC. ....	XXX	XXX	XXX	XXX	XXX	XXX	XXX	XXX	XXX	XXX	XXX	XXX	XXX	XXX	XXX	XXX	XXX
1199999. Total Authorized - Pools - Voluntary Pools				XXX	XXX	XXX	XXX	XXX	XXX	XXX	XXX	XXX	XXX	XXX	XXX	XXX	XXX	XXX
AA-1370047	AIG EUROPE S.A. ....	XXX	XXX	XXX	XXX	XXX	XXX	XXX	XXX	XXX	XXX	XXX	XXX	XXX	XXX	XXX	XXX	XXX
AA-1580015	AIOI NISSAY DOWA INS CO LTD .....	XXX	XXX	XXX	XXX	XXX	XXX	XXX	XXX	XXX	XXX	XXX	XXX	XXX	XXX	XXX	XXX	XXX
AA-1120140	ALLIANZ CORNHILL INSURANCE PLC .....	XXX	XXX	XXX	XXX	XXX	XXX	XXX	XXX	XXX	XXX	XXX	XXX	XXX	XXX	XXX	XXX	XXX
AA-1344102	ALLIANZ GLOBAL CORP & SPECIALTY AG .....	XXX	XXX	XXX	XXX	XXX	XXX	XXX	XXX	XXX	XXX	XXX	XXX	XXX	XXX	XXX	XXX	XXX
AA-3190932	ARGO RE LTD .....	XXX	XXX	XXX	XXX	XXX	XXX	XXX	XXX	XXX	XXX	XXX	XXX	XXX	XXX	XXX	XXX	XXX
AA-3194168	ASPEN INSURANCE LIMITED .....	XXX	XXX	XXX	XXX	XXX	XXX	XXX	XXX	XXX	XXX	XXX	XXX	XXX	XXX	XXX	XXX	XXX
AA-1120337	ASPEN INSURANCE UK LIMITED .....	XXX	XXX	XXX	XXX	XXX	XXX	XXX	XXX	XXX	XXX	XXX	XXX	XXX	XXX	XXX	XXX	XXX
AA-1360015	ASSICURAZIONI GEN S P A .....	XXX	XXX	XXX	XXX	XXX	XXX	XXX	XXX	XXX	XXX	XXX	XXX	XXX	XXX	XXX	XXX	XXX
AA-1120660	AVIVA INSURANCE LIMITED .....	XXX	XXX	XXX	XXX	XXX	XXX	XXX	XXX	XXX	XXX	XXX	XXX	XXX	XXX	XXX	XXX	XXX
AA-1120049	AXA XL INS CO UK LTD .....	XXX	XXX	XXX	XXX	XXX	XXX	XXX	XXX	XXX	XXX	XXX	XXX	XXX	XXX	XXX	XXX	XXX
AA-1784130	AXIS SPECIALTY EUROPE LTD. ....	XXX	XXX	XXX	XXX	XXX	XXX	XXX	XXX	XXX	XXX	XXX	XXX	XXX	XXX	XXX	XXX	XXX
AA-3194139	AXIS SPECIALTY LTD .....	XXX	XXX	XXX	XXX	XXX	XXX	XXX	XXX	XXX	XXX	XXX	XXX	XXX	XXX	XXX	XXX	XXX
AA-5280012	CENTRAL REINSURANCE CORPORATION .....	XXX	XXX	XXX	XXX	XXX	XXX	XXX	XXX	XXX	XXX	XXX	XXX	XXX	XXX	XXX	XXX	XXX
AA-1120191	CONVEX INSURANCE UK LTD .....	XXX	XXX	XXX	XXX	XXX	XXX	XXX	XXX	XXX	XXX	XXX	XXX	XXX	XXX	XXX	XXX	XXX
AA-1120355	CX REINSURANCE COMPANY LTD .....	XXX	XXX	XXX	XXX	XXX	XXX	XXX	XXX	XXX	XXX	XXX	XXX	XXX	XXX	XXX	XXX	XXX
AA-1120495	DOMINION INSURANCE COMPANY LIMITED .....	XXX	XXX	XXX	XXX	XXX	XXX	XXX	XXX	XXX	XXX	XXX	XXX	XXX	XXX	XXX	XXX	XXX
AA-1124129	ENDURANCE WORLDWIDE INSURANCE LTD .....	XXX	XXX	XXX	XXX	XXX	XXX	XXX	XXX	XXX	XXX	XXX	XXX	XXX	XXX	XXX	XXX	XXX
AA-1340125	HANNOVER RUCK SE .....	XXX	XXX	XXX	XXX	XXX	XXX	XXX	XXX	XXX	XXX	XXX	XXX	XXX	XXX	XXX	XXX	XXX
AA-1340106	HDI GLOBAL SE .....	XXX	XXX	XXX	XXX	XXX	XXX	XXX	XXX	XXX	XXX	XXX	XXX	XXX	XXX	XXX	XXX	XXX
AA-3190080	HEDDINGTON INSURANCE LTD. ....	XXX	XXX	XXX	XXX	XXX	XXX	XXX	XXX	XXX	XXX	XXX	XXX	XXX	XXX	XXX	XXX	XXX
AA-1460080	HELVETIA SCHWEIZERISCHE .....	XXX	XXX	XXX	XXX	XXX	XXX	XXX	XXX	XXX	XXX	XXX	XXX	XXX	XXX	XXX	XXX	XXX
AA-2230425	I.R.B., IST. DE RESS DO BRAZIL .....	XXX	XXX	XXX	XXX	XXX	XXX	XXX	XXX	XXX	XXX	XXX	XXX	XXX	XXX	XXX	XXX	XXX
AA-3190871	LANCASHIRE INSURANCE COMPANY LIMITED .....	XXX	XXX	XXX	XXX	XXX	XXX	XXX	XXX	XXX	XXX	XXX	XXX	XXX	XXX	XXX	XXX	XXX
AA-1370048	LIBERTY MUT INS EUROPE LTD .....	XXX	XXX	XXX	XXX	XXX	XXX	XXX	XXX	XXX	XXX	XXX	XXX	XXX	XXX	XXX	XXX	XXX
AA-1122000	LLOYD'S .....	XXX	XXX	XXX	XXX	XXX	XXX	XXX	XXX	XXX	XXX	XXX	XXX	XXX	XXX	XXX	XXX	XXX
AA-1126033	LLOYDS - SYNDICATE # 0033 .....	XXX	XXX	XXX	XXX	XXX	XXX	XXX	XXX	XXX	XXX	XXX	XXX	XXX	XXX	XXX	XXX	XXX
AA-1126183	LLOYDS - SYNDICATE # 0183 .....	XXX	XXX	XXX	XXX	XXX	XXX	XXX	XXX	XXX	XXX	XXX	XXX	XXX	XXX	XXX	XXX	XXX
AA-1126435	LLOYDS - SYNDICATE # 0435 .....	XXX	XXX	XXX	XXX	XXX	XXX	XXX	XXX	XXX	XXX	XXX	XXX	XXX	XXX	XXX	XXX	XXX

Ceded Reinsurance as of December 31, Current Year (\$000 Omitted)  
(Provision for Reinsurance for Certified Reinsurers)

## 25.3

**SCHEDULE F - PART 3 (Continued)**

(Provision for Reinsurance for Certified Reinsurers)

[illegible]

Ceded Reinsurance as of December 31, Current Year (\$000 Omitted)  
(Provision for Reinsurance for Certified Reinsurers)

25.5

Ceded Reinsurance as of December 31, Current Year (\$000 Omitted)  
(Provision for Reinsurance for Certified Reinsurers)

## 25.6

Ceded Reinsurance as of December 31, Current Year (\$000 Omitted)  
(Provision for Reinsurance for Certified Reinsurers)

## 25.7

ANNUAL STATEMENT FOR THE YEAR 2024 OF THE AFFILIATED FM INSURANCE COMPANY

SCHEDULE F - PART 3 (Continued)

Ceded Reinsurance as of December 31, Current Year (\$000 Omitted)  
(Provision for Reinsurance for Certified Reinsurers)

ID Number From Col. 1	Name of Reinsurer From Col. 3	Provision for Certified Reinsurance																
		54  Certified Reinsurer Rating (1 through 6)	55  Effective Date of Certified Reinsurer Rating	56  Percent Collateral Required for Full Credit (0% through 100%)	57  Catastrophe Recoverables Qualifying for Collateral Deferral	58  Net Recoverables Subject to Collateral Requirements for Full Credit (Col. 19 - Col. 57)	59  Dollar Amount of Collateral Required (Col. 56 * Col. 58)	60  Percent of Collateral Provided for Net Recoverables Subject to Collateral Requirements ([Col. 20 + Col. 21 + Col. 22 + Col. 24] / Col. 58)	61  Percent Credit Allowed on Net Recoverables Subject to Collateral Requirements (Col. 60 / Col. 56, not to exceed 100%)	62  20% of Recoverable on Paid Losses & LAE Over 90 Days Past Due Amounts in Dispute (Col. 45 * 20%)	63  Amount of Credit Allowed for Net Recoverables (Col. 57 + [Col. 58 * Col. 61])	64  Provision for Reinsurance with Certified Reinsurers Due to Collateral Deficiency (Col. 19 - Col. 63)	65  20% of Recoverable on Paid Losses & LAE Over 90 Days Past Due Amounts Not in Dispute (Col. 47 * 20%)	Complete if Col. 52 = "No"; Otherwise Enter 0			69  Provision for Overdue Reinsurance Ceded to Certified Reinsurers (Greater of [Col. 62 + Col. 65] or Col.68; not to Exceed Col. 63)	
														66  Total Collateral Provided (Col. 20 + Col. 21 + Col. 22 + Col. 24, not to Exceed Col. 63)	67  Net Unsecured Recoverable for Which Credit is Allowed (Col. 63 - Col. 66)	68  20% of Amount in Col. 67		
RJ-1120075 ..	LLOYDS - SYNDICATE # 4020 .....	XXX	XXX	XXX	XXX	XXX	XXX	XXX	XXX	XXX	XXX	XXX	XXX	XXX	XXX	XXX	XXX	XXX
RJ-1120067 ..	LLOYDS - SYNDICATE # 4242 .....	XXX	XXX	XXX	XXX	XXX	XXX	XXX	XXX	XXX	XXX	XXX	XXX	XXX	XXX	XXX	XXX	XXX
RJ-1126004 ..	LLOYDS - SYNDICATE # 4444 .....	XXX	XXX	XXX	XXX	XXX	XXX	XXX	XXX	XXX	XXX	XXX	XXX	XXX	XXX	XXX	XXX	XXX
RJ-1120181 ..	LLOYDS - SYNDICATE # 5886 .....	XXX	XXX	XXX	XXX	XXX	XXX	XXX	XXX	XXX	XXX	XXX	XXX	XXX	XXX	XXX	XXX	XXX
RJ-3191239 ..	LUMEN RE LTD. ....	XXX	XXX	XXX	XXX	XXX	XXX	XXX	XXX	XXX	XXX	XXX	XXX	XXX	XXX	XXX	XXX	XXX
RJ-1840000 ..	MAPFRE RE CO DE REASEGUROS S A .....	XXX	XXX	XXX	XXX	XXX	XXX	XXX	XXX	XXX	XXX	XXX	XXX	XXX	XXX	XXX	XXX	XXX
RJ-1460019 ..	MS AMLIN AG .....	XXX	XXX	XXX	XXX	XXX	XXX	XXX	XXX	XXX	XXX	XXX	XXX	XXX	XXX	XXX	XXX	XXX
RJ-1340165 ..	MUNCHENER RUCKVERSICHERUNGS GESELLSCHAFT .....	XXX	XXX	XXX	XXX	XXX	XXX	XXX	XXX	XXX	XXX	XXX	XXX	XXX	XXX	XXX	XXX	XXX
RJ-1460146 ..	SWISS REINSURANCE CO. ....	XXX	XXX	XXX	XXX	XXX	XXX	XXX	XXX	XXX	XXX	XXX	XXX	XXX	XXX	XXX	XXX	XXX
5499999. Total Reciprocal Jurisdiction - Other Non-U.S. Insurers				XXX	XXX	XXX	XXX	XXX	XXX	XXX	XXX	XXX	XXX	XXX	XXX	XXX	XXX	XXX
5699999. Total Reciprocal Jurisdiction Excluding Protected Cells (Sum of 5099999, 5199999, 5299999, 5399999 and 5499999)				XXX	XXX	XXX	XXX	XXX	XXX	XXX	XXX	XXX	XXX	XXX	XXX	XXX	XXX	XXX
5799999. Total Authorized, Unauthorized, Reciprocal Jurisdiction and Certified Excluding Protected Cells (Sum of 1499999, 2899999, 4299999 and 5699999)				XXX	0	12,368	1,271	XXX	XXX	0	12,362	6	0	0	0	0	0	0
5899999. Total Protected Cells (Sum of 1399999, 2799999, 4199999 and 5599999)				XXX	0	0	0	XXX	XXX	0	0	0	0	0	0	0	0	0
9999999 Totals				XXX	0	12,368	1,271	XXX	XXX	0	12,362	6	0	0	0	0	0	0



ANNUAL STATEMENT FOR THE YEAR 2024 OF THE AFFILIATED FM INSURANCE COMPANY

SCHEDULE F - PART 3 (Continued)

Ceded Reinsurance as of December 31, Current Year (\$000 Omitted)  
(Total Provision for Reinsurance)

ID Number From Col. 1	Name of Reinsurer From Col. 3	70  20% of Recoverable on Paid Losses & LAE Over 90 Days past Due Amounts Not in Dispute (Col. 47 * 20%)	Provision for Unauthorized Reinsurance		Provision for Overdue Authorized and Reciprocal Jurisdiction Reinsurance		Total Provision for Reinsurance			
			71	72	73	74	75	76	77	78
			Provision for Reinsurance with Unauthorized Reinsurers Due to Collateral Deficiency (Col. 26)	Provision for Overdue Reinsurance from Unauthorized Reinsurers and Amounts in Dispute (Col. 70 + 20% of the Amount in Col. 16)	Complete if Col. 52 = "Yes"; Otherwise Enter 0  20% of Recoverable on Paid Losses & LAE Over 90 Days Past Due Amounts Not in Dispute + 20% of Amounts in Dispute ([Col. 47 * 20%] + [Col. 45 * 20%])	Complete if Col. 52 = "No"; Otherwise Enter 0  Greater of 20% of Net Recoverable Net of Funds Held & Collateral, or 20% of Recoverable on Paid Losses & LAE Over 90 Days Past Due (Greater of Col. 26 * 20% or Cols. [40 + 41] * 20%)	Provision for Amounts Ceded to Authorized and Reciprocal Jurisdiction Reinsurers (Cols. 73 + 74)	Provision for Amounts Ceded to Unauthorized Reinsurers (Cols. 71 + 72 Not in Excess of Col. 15)	Provision for Amounts Ceded to Certified Reinsurers (Cols. 64 + 69)	Total Provision for Reinsurance (Cols. 75 + 76 + 77)
05-0316605	FACTORY MUTUAL INSURANCE COMPANY	0	XXX	XXX	0	0	0	XXX	XXX	0
0199999	Total Authorized - Affiliates - U.S. Intercompany Pooling	0	XXX	XXX	0	0	0	XXX	XXX	0
05-0316605	FACTORY MUTUAL INSURANCE COMPANY	0	XXX	XXX	0	0	0	XXX	XXX	0
0399999	Total Authorized - Affiliates - U.S. Non-Pool - Other	0	XXX	XXX	0	0	0	XXX	XXX	0
0499999	Total Authorized - Affiliates - U.S. Non-Pool	0	XXX	XXX	0	0	0	XXX	XXX	0
0799999	Total Authorized - Affiliates - Other (Non-U.S.)	0	XXX	XXX	0	0	0	XXX	XXX	0
0899999	Total Authorized - Affiliates	0	XXX	XXX	0	0	0	XXX	XXX	0
06-0237820	ACE PROPERTY & CASUALTY INS CO	0	XXX	XXX	0	0	0	XXX	XXX	0
95-3187355	ALLIANZ GLOBAL RISKS US INSURANCE COMPAN	0	XXX	XXX	0	0	0	XXX	XXX	0
36-0719665	ALLSTATE INSURANCE COMPANY	0	XXX	XXX	0	0	0	XXX	XXX	0
36-2661954	AMERICAN AGRICULTURAL INSURANCE COMPANY	0	XXX	XXX	0	0	0	XXX	XXX	0
13-5124990	AMERICAN HOME ASSURANCE COMPANY	0	XXX	XXX	0	0	0	XXX	XXX	0
04-1028440	AMERICAN MUTUAL LIABILITY INS. CO.	0	XXX	XXX	0	0	0	XXX	XXX	0
35-0145400	AMERICAN STATES INSURANCE CO.	0	XXX	XXX	0	0	0	XXX	XXX	0
06-1430254	ARCH REINSURANCE COMPANY	0	XXX	XXX	0	510	510	XXX	XXX	510
94-1390273	ARGONAUT INSURANCE COMPANY	0	XXX	XXX	0	0	0	XXX	XXX	0
13-5358230	ARROWOOD INDEMNITY CO	0	XXX	XXX	0	1	1	XXX	XXX	1
75-2344200	ASPEN AMERICA INS CO	0	XXX	XXX	0	0	0	XXX	XXX	0
06-1463851	ASPEN SPECILAITY INSURANCE COMP	0	XXX	XXX	0	0	0	XXX	XXX	0
51-0434766	AXIS REINSURANCE COMPANY	0	XXX	XXX	0	0	0	XXX	XXX	0
47-0574325	BERKLEY INSURANCE COMPANY	0	XXX	XXX	0	0	0	XXX	XXX	0
63-0202590	BERKSHIRE HATHAWAY SPECIALTY INSURANCE	0	XXX	XXX	0	0	0	XXX	XXX	0
94-0631050	CALIFORNIA COMPENSATION CASUALTY COMPANY	0	XXX	XXX	0	0	0	XXX	XXX	0
39-0971527	CAPITOL INDEMNITY CORPORATION	0	XXX	XXX	0	0	0	XXX	XXX	0
95-2371728	CHUBB USA	0	XXX	XXX	0	0	0	XXX	XXX	0
31-0542366	CINCINNATI INSURANCE CO.	0	XXX	XXX	0	0	0	XXX	XXX	0
06-0949141	COLOGNE REINSURANCE CO. OF AMERICA	0	XXX	XXX	0	0	0	XXX	XXX	0
06-0303520	CONNECTICUT INDEMNITY COMPANY	0	XXX	XXX	0	0	0	XXX	XXX	0
31-0908652	CONSTELLATION REINSURANCE CO.	1	XXX	XXX	0	1	1	XXX	XXX	1
36-2114545	CONTINENTAL CASUALTY COMPANY	1	XXX	XXX	0	1	1	XXX	XXX	1
13-5010440	CONTINENTAL INSURANCE COMPANY	0	XXX	XXX	0	0	0	XXX	XXX	0
37-0807507	COUNTRY MUTUAL INSURANCE COMPANY	0	XXX	XXX	0	0	0	XXX	XXX	0
38-2145898	DORINCO REINSURANCE COMPANY	0	XXX	XXX	0	0	0	XXX	XXX	0
63-0329091	EMC PROPERTY & CASUALTY	0	XXX	XXX	0	0	0	XXX	XXX	0
39-0264050	EMPLOYERS INSURANCE OF WAUSAU	0	XXX	XXX	0	0	0	XXX	XXX	0
42-0234980	EMPLOYERS MUTUAL CASUALTY COMPANY	0	XXX	XXX	0	0	0	XXX	XXX	0
35-2293075	ENDURANCE ASSURANCE CORP	10	XXX	XXX	0	354	354	XXX	XXX	354
22-2005057	EVEREST REINSURANCE COMPANY	1	XXX	XXX	1	0	1	XXX	XXX	1
13-2915260	FARMERS GROUP PROPERTY AND CASUALTY INS	1	XXX	XXX	0	1	1	XXX	XXX	1
06-1325038	FINIAL REINSURANCE COMPANY	0	XXX	XXX	0	0	0	XXX	XXX	0

ANNUAL STATEMENT FOR THE YEAR 2024 OF THE AFFILIATED FM INSURANCE COMPANY

SCHEDULE F - PART 3 (Continued)

Ceded Reinsurance as of December 31, Current Year (\$000 Omitted)

(Total Provision for Reinsurance)

ID Number From Col. 1	Name of Reinsurer From Col. 3	70  20% of Recoverable on Paid Losses & LAE Over 90 Days past Due Amounts Not in Dispute (Col. 47 * 20%)	Provision for Unauthorized Reinsurance		Provision for Overdue Authorized and Reciprocal Jurisdiction Reinsurance		Total Provision for Reinsurance			
			71	72	73 Complete if Col. 52 = "Yes"; Otherwise Enter 0	74 Complete if Col. 52 = "No"; Otherwise Enter 0	75	76	77	78
			Provision for Reinsurance with Unauthorized Reinsurers Due to Collateral Deficiency (Col. 26)	Provision for Overdue Reinsurance from Unauthorized Reinsurers and Amounts in Dispute (Col. 70 + 20% of the Amount in Col. 16)	20% of Recoverable on Paid Losses & LAE Over 90 Days Past Due Amounts Not in Dispute + 20% of Amounts in Dispute ([Col. 47 * 20%] + [Col. 45 * 20%])	Greater of 20% of Net Recoverable Net of Funds Held & Collateral, or 20% of Recoverable on Paid Losses & LAE Over 90 Days Past Due (Greater of Col. 26 * 20% or Cols. [40 + 41] * 20%)	Provision for Amounts Ceded to Authorized and Reciprocal Jurisdiction Reinsurers (Cols. 73 + 74)	Provision for Amounts Ceded to Unauthorized Reinsurers (Cols. 71 + 72 Not in Excess of Col. 15)	Provision for Amounts Ceded to Certified Reinsurers (Cols. 64 + 69)	Total Provision for Reinsurance (Cols. 75 + 76 + 77)
94-1032958 ..	FREMONT INDEMNITY COMPANY .....	0	XXX.....	XXX.....	0.....	0.....	0.....	XXX.....	XXX.....	0.....
75-1588101 ..	GEICO GENERAL INSURANCE COMPANY .....	0	XXX.....	XXX.....	0.....	0.....	0.....	XXX.....	XXX.....	0.....
13-2673100 ..	GENERAL REINSURANCE CORPORATION .....	0	XXX.....	XXX.....	0.....	0.....	0.....	XXX.....	XXX.....	0.....
13-1958482 ..	GENERAL STAR NATIONAL INS. CO. ....	0	XXX.....	XXX.....	0.....	0.....	0.....	XXX.....	XXX.....	0.....
13-5617450 ..	GENERALI US BRANCH .....	0	XXX.....	XXX.....	0.....	0.....	0.....	XXX.....	XXX.....	0.....
13-6107326 ..	GLOBAL REINS CORP US BRANCH .....	0	XXX.....	XXX.....	0.....	0.....	0.....	XXX.....	XXX.....	0.....
06-0383750 ..	HARTFORD FIRE INSURANCE COMPANY .....	0	XXX.....	XXX.....	0.....	0.....	0.....	XXX.....	XXX.....	0.....
74-1296673 ..	HIGHLANDS INSURANCE COMPANY .....	0	XXX.....	XXX.....	0.....	0.....	0.....	XXX.....	XXX.....	0.....
74-2195939 ..	HOUSTON CASUALTY CO. ....	0	XXX.....	XXX.....	0.....	0.....	0.....	XXX.....	XXX.....	0.....
13-3077651 ..	ICM INSURANCE COMPANY .....	0	XXX.....	XXX.....	0.....	0.....	0.....	XXX.....	XXX.....	0.....
23-0723970 ..	INSURANCE COMPANY OF NORTH AMERICA .....	0	XXX.....	XXX.....	0.....	0.....	0.....	XXX.....	XXX.....	0.....
59-1680233 ..	INSURANCE COMPANY OF THE AMERICAS .....	0	XXX.....	XXX.....	0.....	0.....	0.....	XXX.....	XXX.....	0.....
30-0875959 ..	LAMORAK INS CO .....	0	XXX.....	XXX.....	0.....	0.....	0.....	XXX.....	XXX.....	0.....
04-2482364 ..	MOSAIC INSURANCE CO .....	0	XXX.....	XXX.....	0.....	0.....	0.....	XXX.....	XXX.....	0.....
13-4924125 ..	MUNICH REINSURANCE AMERICA INC. ....	2	XXX.....	XXX.....	2.....	0.....	2.....	XXX.....	XXX.....	2.....
38-0865250 ..	NATIONAL CASUALTY COMPANY .....	0	XXX.....	XXX.....	0.....	0.....	0.....	XXX.....	XXX.....	0.....
47-0355979 ..	NATIONAL INDEMNITY COMPANY .....	0	XXX.....	XXX.....	0.....	0.....	0.....	XXX.....	XXX.....	0.....
25-0687550 ..	NATIONAL UNION FIRE INS CO OF PITTSBURGH .....	0	XXX.....	XXX.....	0.....	0.....	0.....	XXX.....	XXX.....	0.....
31-4177100 ..	NATIONWIDE MUTUAL INSURANCE COMPANY .....	0	XXX.....	XXX.....	0.....	0.....	0.....	XXX.....	XXX.....	0.....
06-1053492 ..	NEW ENGLAND REINSURANCE CORPORATION .....	1	XXX.....	XXX.....	1.....	0.....	1.....	XXX.....	XXX.....	1.....
39-0509630 ..	NORTHWESTERN NATIONAL INS CO MILWAUKEE .....	0	XXX.....	XXX.....	0.....	0.....	0.....	XXX.....	XXX.....	0.....
47-0698507 ..	ODYSSEY REINSURANCE CO .....	0	XXX.....	XXX.....	0.....	0.....	0.....	XXX.....	XXX.....	0.....
25-0410420 ..	OLD REPUBLIC INSURANCE CO. ....	0	XXX.....	XXX.....	0.....	0.....	0.....	XXX.....	XXX.....	0.....
23-1502700 ..	ONEBEACON INSURANCE COMPANY .....	0	XXX.....	XXX.....	0.....	0.....	0.....	XXX.....	XXX.....	0.....
13-3031176 ..	PARTNER REINS CO OF THE US .....	0	XXX.....	XXX.....	0.....	1.....	1.....	XXX.....	XXX.....	1.....
23-0959220 ..	PENNSYLVANIA LUMBERMENS MUTUAL INS. CO. ....	0	XXX.....	XXX.....	0.....	0.....	0.....	XXX.....	XXX.....	0.....
23-1642962 ..	PENNSYLVANIA MANUFACTURERS ASSOC INS .....	0	XXX.....	XXX.....	0.....	0.....	0.....	XXX.....	XXX.....	0.....
23-1620930 ..	PHILADELPHIA REINSURANCE CORPORATION .....	1	XXX.....	XXX.....	0.....	1.....	1.....	XXX.....	XXX.....	1.....
23-1641984 ..	QBE REINSURANCE CORP .....	0	XXX.....	XXX.....	0.....	0.....	0.....	XXX.....	XXX.....	0.....
37-0915434 ..	RLI INSURANCE COMPANY .....	0	XXX.....	XXX.....	0.....	0.....	0.....	XXX.....	XXX.....	0.....
16-0366830 ..	RSUI IND CO .....	0	XXX.....	XXX.....	0.....	0.....	0.....	XXX.....	XXX.....	0.....
75-1444207 ..	SCOR REINSURANCE COMPANY .....	0	XXX.....	XXX.....	0.....	0.....	0.....	XXX.....	XXX.....	0.....
39-0333950 ..	SENTRY INSURANCE A MUTUAL COMPANY .....	0	XXX.....	XXX.....	0.....	0.....	0.....	XXX.....	XXX.....	0.....
13-2997499 ..	SIRIUSPOINT AMERICA INSURANCE CO .....	0	XXX.....	XXX.....	0.....	0.....	0.....	XXX.....	XXX.....	0.....
75-1670124 ..	STARR IND & LIAB COMPANY .....	1	XXX.....	XXX.....	1.....	0.....	1.....	XXX.....	XXX.....	1.....
81-4566522 ..	STARR SPECIALTY INS CO .....	1	XXX.....	XXX.....	1.....	0.....	1.....	XXX.....	XXX.....	1.....
13-3031274 ..	SUECIA INSURANCE COMPANY .....	0	XXX.....	XXX.....	0.....	0.....	0.....	XXX.....	XXX.....	0.....
02-0311919 ..	SWISS RE CORP SOLUTIONS AMER INS .....	0	XXX.....	XXX.....	0.....	0.....	0.....	XXX.....	XXX.....	0.....
13-1675535 ..	SWISS REINSURANCE AMERICA CORPORATION .....	1	XXX.....	XXX.....	1.....	0.....	1.....	XXX.....	XXX.....	1.....
94-1517098 ..	TIG INSURANCE COMPANY .....	0	XXX.....	XXX.....	0.....	0.....	0.....	XXX.....	XXX.....	0.....
13-2918573 ..	TOA-RE INSURANCE COMPANY OF AMERICA .....	0	XXX.....	XXX.....	0.....	0.....	0.....	XXX.....	XXX.....	0.....

ANNUAL STATEMENT FOR THE YEAR 2024 OF THE AFFILIATED FM INSURANCE COMPANY

SCHEDULE F - PART 3 (Continued)

Ceded Reinsurance as of December 31, Current Year (\$000 Omitted)

(Total Provision for Reinsurance)

ID Number From Col. 1	Name of Reinsurer From Col. 3	70  20% of Recoverable on Paid Losses & LAE Over 90 Days past Due Amounts Not in Dispute (Col. 47 * 20%)	Provision for Unauthorized Reinsurance		Provision for Overdue Authorized and Reciprocal Jurisdiction Reinsurance		Total Provision for Reinsurance			
			71	72	73 Complete if Col. 52 = "Yes"; Otherwise Enter 0	74 Complete if Col. 52 = "No"; Otherwise Enter 0	75	76	77	78
			Provision for Reinsurance with Unauthorized Reinsurers Due to Collateral Deficiency (Col. 26)	Provision for Overdue Reinsurance from Unauthorized Reinsurers and Amounts in Dispute (Col. 70 + 20% of the Amount in Col. 16)	20% of Recoverable on Paid Losses & LAE Over 90 Days Past Due Amounts Not in Dispute + 20% of Amounts in Dispute ([Col. 47 * 20%] + [Col. 45 * 20%])	Greater of 20% of Net Recoverable Net of Funds Held & Collateral, or 20% of Recoverable on Paid Losses & LAE Over 90 Days Past Due (Greater of Col. 26 * 20% or Cols. [40 + 41] * 20%)	Provision for Amounts Ceded to Authorized and Reciprocal Jurisdiction Reinsurers (Cols. 73 + 74)	Provision for Amounts Ceded to Unauthorized Reinsurers (Cols. 71 + 72 Not in Excess of Col. 15)	Provision for Amounts Ceded to Certified Reinsurers (Cols. 64 + 69)	Total Provision for Reinsurance (Cols. 75 + 76 + 77)
13-6108722 ..	TOKIO MARINE & NICHIDO FIRE INS CO LTD U .....	0	XXX.....	XXX.....	0.....	0.....	0.....	XXX.....	XXX.....	0.....
31-4423946 ..	TRANSAMERICA CASUALTY INS CO .....	0	XXX.....	XXX.....	0.....	489.....	489.....	XXX.....	XXX.....	489.....
13-5616275 ..	TRANSATLANTIC REINSURANCE COMPANY .....	0	XXX.....	XXX.....	0.....	0.....	0.....	XXX.....	XXX.....	0.....
06-0566050 ..	TRAVELERS INDEMNITY COMPANY .....	0	XXX.....	XXX.....	0.....	513.....	513.....	XXX.....	XXX.....	513.....
13-2953213 ..	UNIONE ITALIANA REINSURANCE CO OF AMERIC .....	0	XXX.....	XXX.....	0.....	0.....	0.....	XXX.....	XXX.....	0.....
02-0349547 ..	US INTERNATIONAL REINSURANCE CO .....	0	XXX.....	XXX.....	0.....	0.....	0.....	XXX.....	XXX.....	0.....
63-0598629 ..	VESTA FIRE INSURANCE CORPORATION .....	0	XXX.....	XXX.....	0.....	0.....	0.....	XXX.....	XXX.....	0.....
92-0040526 ..	WESTCHESTER FIRE INSURANCE COMPANY .....	204	XXX.....	XXX.....	0.....	262.....	262.....	XXX.....	XXX.....	262.....
48-0921045 ..	WESTPORT INSURANCE CORPORATION .....	0	XXX.....	XXX.....	0.....	0.....	0.....	XXX.....	XXX.....	0.....
75-6017952 ..	XL INS AMERICA INC .....	0	XXX.....	XXX.....	0.....	0.....	0.....	XXX.....	XXX.....	0.....
13-1290712 ..	XL REINSURANCE AMERICA INC. ....	0	XXX.....	XXX.....	0.....	0.....	0.....	XXX.....	XXX.....	0.....
36-4233459 ..	ZURICH AMERICAN INSURANCE COMPANY .....	0	XXX.....	XXX.....	0.....	0.....	0.....	XXX.....	XXX.....	0.....
36-2781080 ..	ZURICH AMERICAN INSURANCE COMPANY OF ILL .....	0	XXX.....	XXX.....	0.....	0.....	0.....	XXX.....	XXX.....	0.....
09999999.	Total Authorized - Other U.S. Unaffiliated Insurers .....	230	XXX.....	XXX.....	10.....	2,138.....	2,147.....	XXX.....	XXX.....	2,147.....
AA-9995022 ..	EXCESS AND CASUALTY REINSURANCE ASSOC. ....	0	XXX.....	XXX.....	0.....	0.....	0.....	XXX.....	XXX.....	0.....
11999999.	Total Authorized - Pools - Voluntary Pools .....	0	XXX.....	XXX.....	0.....	0.....	0.....	XXX.....	XXX.....	0.....
AA-1370047 ..	AIG EUROPE S.A. ....	0	XXX.....	XXX.....	0.....	0.....	0.....	XXX.....	XXX.....	0.....
AA-1580015 ..	AIOI NISSAY DOWA INS CO LTD .....	0	XXX.....	XXX.....	0.....	0.....	0.....	XXX.....	XXX.....	0.....
AA-1120140 ..	ALLIANZ CORNHILL INSURANCE PLC .....	0	XXX.....	XXX.....	0.....	0.....	0.....	XXX.....	XXX.....	0.....
AA-1344102 ..	ALLIANZ GLOBAL CORP & SPECIALTY AG .....	0	XXX.....	XXX.....	0.....	0.....	0.....	XXX.....	XXX.....	0.....
AA-3190932 ..	ARGO RE LTD .....	0	XXX.....	XXX.....	0.....	0.....	0.....	XXX.....	XXX.....	0.....
AA-3194168 ..	ASPEN INSURANCE LIMITED .....	0	XXX.....	XXX.....	0.....	0.....	0.....	XXX.....	XXX.....	0.....
AA-1120337 ..	ASPEN INSURANCE UK LIMITED .....	0	XXX.....	XXX.....	0.....	0.....	0.....	XXX.....	XXX.....	0.....
AA-1360015 ..	ASSICURAZIONI GEN S P A .....	0	XXX.....	XXX.....	0.....	0.....	0.....	XXX.....	XXX.....	0.....
AA-1120660 ..	AVIVA INSURANCE LIMITED .....	0	XXX.....	XXX.....	0.....	0.....	0.....	XXX.....	XXX.....	0.....
AA-1120049 ..	AXA XL INS CO UK LTD .....	0	XXX.....	XXX.....	0.....	0.....	0.....	XXX.....	XXX.....	0.....
AA-1784130 ..	AXIS SPECIALTY EUROPE LTD. ....	0	XXX.....	XXX.....	0.....	0.....	0.....	XXX.....	XXX.....	0.....
AA-3194139 ..	AXIS SPECIALTY LTD .....	15	XXX.....	XXX.....	0.....	72.....	72.....	XXX.....	XXX.....	72.....
AA-5280012 ..	CENTRAL REINSURANCE CORPORATION .....	0	XXX.....	XXX.....	0.....	0.....	0.....	XXX.....	XXX.....	0.....
AA-1120191 ..	CONVEX INSURANCE UK LTD .....	0	XXX.....	XXX.....	0.....	0.....	0.....	XXX.....	XXX.....	0.....
AA-1120355 ..	CX REINSURANCE COMPANY LTD .....	0	XXX.....	XXX.....	0.....	0.....	0.....	XXX.....	XXX.....	0.....
AA-1120495 ..	DOMINION INSURANCE COMPANY LIMITED .....	0	XXX.....	XXX.....	0.....	0.....	0.....	XXX.....	XXX.....	0.....
AA-1124129 ..	ENDURANCE WORLDWIDE INSURANCE LTD .....	0	XXX.....	XXX.....	0.....	0.....	0.....	XXX.....	XXX.....	0.....
AA-1340125 ..	HANNOVER RUCK SE .....	0	XXX.....	XXX.....	0.....	0.....	0.....	XXX.....	XXX.....	0.....
AA-1340106 ..	HDI GLOBAL SE .....	0	XXX.....	XXX.....	0.....	0.....	0.....	XXX.....	XXX.....	0.....
AA-3190080 ..	HEDDINGTON INSURANCE LTD. ....	0	XXX.....	XXX.....	0.....	0.....	0.....	XXX.....	XXX.....	0.....
AA-1460080 ..	HELVETIA SCHWEIZERISCHE .....	0	XXX.....	XXX.....	0.....	0.....	0.....	XXX.....	XXX.....	0.....
AA-2230425 ..	I.R.B., IST. DE RESS DO BRAZIL .....	0	XXX.....	XXX.....	0.....	0.....	0.....	XXX.....	XXX.....	0.....
AA-3190871 ..	LANCASHIRE INSURANCE COMPANY LIMITED .....	0	XXX.....	XXX.....	0.....	0.....	0.....	XXX.....	XXX.....	0.....
AA-1370048 ..	LIBERTY MUT INS EUROPE LTD .....	0	XXX.....	XXX.....	0.....	0.....	0.....	XXX.....	XXX.....	0.....

ANNUAL STATEMENT FOR THE YEAR 2024 OF THE AFFILIATED FM INSURANCE COMPANY

SCHEDULE F - PART 3 (Continued)

Ceded Reinsurance as of December 31, Current Year (\$000 Omitted)

(Total Provision for Reinsurance)

ID Number From Col. 1	Name of Reinsurer From Col. 3	70  20% of Recoverable on Paid Losses & LAE Over 90 Days past Due Amounts Not in Dispute (Col. 47 * 20%)	Provision for Unauthorized Reinsurance		Provision for Overdue Authorized and Reciprocal Jurisdiction Reinsurance		Total Provision for Reinsurance			
			71	72	73	74	75	76	77	78
			Provision for Reinsurance with Unauthorized Reinsurers Due to Collateral Deficiency (Col. 26)	Provision for Overdue Reinsurance from Unauthorized Reinsurers and Amounts in Dispute (Col. 70 + 20% of the Amount in Col. 16)	Complete if Col. 52 = "Yes"; Otherwise Enter 0  20% of Recoverable on Paid Losses & LAE Over 90 Days Past Due Amounts Not in Dispute + 20% of Amounts in Dispute ([Col. 47 * 20%] + [Col. 45 * 20%])	Complete if Col. 52 = "No"; Otherwise Enter 0  Greater of 20% of Net Recoverable Net of Funds Held & Collateral, or 20% of Recoverable on Paid Losses & LAE Over 90 Days Past Due (Greater of Col. 26 * 20% or Cols. [40 + 41] * 20%)	Provision for Amounts Ceded to Authorized and Reciprocal Jurisdiction Reinsurers (Cols. 73 + 74)	Provision for Amounts Ceded to Unauthorized Reinsurers (Cols. 71 + 72 Not in Excess of Col. 15)	Provision for Amounts Ceded to Certified Reinsurers (Cols. 64 + 69)	Total Provision for Reinsurance (Cols. 75 + 76 + 77)
AA-1122000 ..	LLOYD'S ..	0	XXX.....	XXX.....	0.....	0.....	0.....	XXX.....	XXX.....	0.....
AA-1126033 ..	LLOYDS - SYNDICATE # 0033 ..	0	XXX.....	XXX.....	0.....	7.....	7.....	XXX.....	XXX.....	7.....
AA-1126183 ..	LLOYDS - SYNDICATE # 0183 ..	0	XXX.....	XXX.....	0.....	0.....	0.....	XXX.....	XXX.....	0.....
AA-1126435 ..	LLOYDS - SYNDICATE # 0435 ..	0	XXX.....	XXX.....	0.....	0.....	0.....	XXX.....	XXX.....	0.....
AA-1126510 ..	LLOYDS - SYNDICATE # 0510 ..	0	XXX.....	XXX.....	0.....	0.....	0.....	XXX.....	XXX.....	0.....
AA-1126566 ..	LLOYDS - SYNDICATE # 0566 ..	0	XXX.....	XXX.....	0.....	0.....	0.....	XXX.....	XXX.....	0.....
AA-1126609 ..	LLOYDS - SYNDICATE # 0609 ..	0	XXX.....	XXX.....	0.....	0.....	0.....	XXX.....	XXX.....	0.....
AA-1126623 ..	LLOYDS - SYNDICATE # 0623 ..	0	XXX.....	XXX.....	0.....	0.....	0.....	XXX.....	XXX.....	0.....
AA-1127084 ..	LLOYDS - SYNDICATE # 1084 ..	0	XXX.....	XXX.....	0.....	0.....	0.....	XXX.....	XXX.....	0.....
AA-1127183 ..	LLOYDS - SYNDICATE # 1183 ..	0	XXX.....	XXX.....	0.....	0.....	0.....	XXX.....	XXX.....	0.....
AA-1127200 ..	LLOYDS - SYNDICATE # 1200 ..	0	XXX.....	XXX.....	0.....	0.....	0.....	XXX.....	XXX.....	0.....
AA-1127218 ..	LLOYDS - SYNDICATE # 1218 ..	0	XXX.....	XXX.....	0.....	0.....	0.....	XXX.....	XXX.....	0.....
AA-1120085 ..	LLOYDS - SYNDICATE # 1274 ..	0	XXX.....	XXX.....	0.....	0.....	0.....	XXX.....	XXX.....	0.....
AA-1127414 ..	LLOYDS - SYNDICATE # 1414 ..	0	XXX.....	XXX.....	0.....	0.....	0.....	XXX.....	XXX.....	0.....
AA-1127688 ..	LLOYDS - SYNDICATE # 1688 ..	0	XXX.....	XXX.....	0.....	0.....	0.....	XXX.....	XXX.....	0.....
AA-1120157 ..	LLOYDS - SYNDICATE # 1729 ..	0	XXX.....	XXX.....	0.....	0.....	0.....	XXX.....	XXX.....	0.....
AA-1120171 ..	LLOYDS - SYNDICATE # 1856 ..	0	XXX.....	XXX.....	0.....	0.....	0.....	XXX.....	XXX.....	0.....
AA-1127861 ..	LLOYDS - SYNDICATE # 1861 ..	0	XXX.....	XXX.....	0.....	0.....	0.....	XXX.....	XXX.....	0.....
AA-1120096 ..	LLOYDS - SYNDICATE # 1880 ..	0	XXX.....	XXX.....	0.....	0.....	0.....	XXX.....	XXX.....	0.....
AA-1120161 ..	LLOYDS - SYNDICATE # 1980 ..	0	XXX.....	XXX.....	0.....	0.....	0.....	XXX.....	XXX.....	0.....
AA-1128001 ..	LLOYDS - SYNDICATE # 2001 ..	0	XXX.....	XXX.....	0.....	0.....	0.....	XXX.....	XXX.....	0.....
AA-1128003 ..	LLOYDS - SYNDICATE # 2003 ..	0	XXX.....	XXX.....	0.....	0.....	0.....	XXX.....	XXX.....	0.....
AA-1120071 ..	LLOYDS - SYNDICATE # 2007 ..	0	XXX.....	XXX.....	0.....	0.....	0.....	XXX.....	XXX.....	0.....
AA-1128010 ..	LLOYDS - SYNDICATE # 2010 ..	0	XXX.....	XXX.....	0.....	0.....	0.....	XXX.....	XXX.....	0.....
AA-1128020 ..	LLOYDS - SYNDICATE # 2020 ..	0	XXX.....	XXX.....	0.....	0.....	0.....	XXX.....	XXX.....	0.....
AA-1120112 ..	LLOYDS - SYNDICATE # 2232 ..	0	XXX.....	XXX.....	0.....	0.....	0.....	XXX.....	XXX.....	0.....
AA-1128623 ..	LLOYDS - SYNDICATE # 2623 ..	0	XXX.....	XXX.....	0.....	0.....	0.....	XXX.....	XXX.....	0.....
AA-1128791 ..	LLOYDS - SYNDICATE # 2791 ..	0	XXX.....	XXX.....	0.....	0.....	0.....	XXX.....	XXX.....	0.....
AA-1128987 ..	LLOYDS - SYNDICATE # 2987 ..	0	XXX.....	XXX.....	0.....	0.....	0.....	XXX.....	XXX.....	0.....
AA-1120179 ..	LLOYDS - SYNDICATE # 2988 ..	0	XXX.....	XXX.....	0.....	0.....	0.....	XXX.....	XXX.....	0.....
AA-1129000 ..	LLOYDS - SYNDICATE # 3000 ..	0	XXX.....	XXX.....	0.....	0.....	0.....	XXX.....	XXX.....	0.....
AA-1129210 ..	LLOYDS - SYNDICATE # 3210 ..	0	XXX.....	XXX.....	0.....	0.....	0.....	XXX.....	XXX.....	0.....
AA-1126005 ..	LLOYDS - SYNDICATE # 4000 ..	0	XXX.....	XXX.....	0.....	0.....	0.....	XXX.....	XXX.....	0.....
AA-1120075 ..	LLOYDS - SYNDICATE # 4020 ..	0	XXX.....	XXX.....	0.....	0.....	0.....	XXX.....	XXX.....	0.....
AA-1120067 ..	LLOYDS - SYNDICATE # 4242 ..	0	XXX.....	XXX.....	0.....	0.....	0.....	XXX.....	XXX.....	0.....
AA-1126004 ..	LLOYDS - SYNDICATE # 4444 ..	0	XXX.....	XXX.....	0.....	0.....	0.....	XXX.....	XXX.....	0.....
AA-1120181 ..	LLOYDS - SYNDICATE # 5886 ..	0	XXX.....	XXX.....	0.....	0.....	0.....	XXX.....	XXX.....	0.....
AA-1840000 ..	MAPFRE RE CO DE REASEGUROS S A ..	0	XXX.....	XXX.....	0.....	0.....	0.....	XXX.....	XXX.....	0.....
AA-3190829 ..	MARKEL BERMUDA LIMITED ..	0	XXX.....	XXX.....	0.....	0.....	0.....	XXX.....	XXX.....	0.....
AA-1121410 ..	MTSUI SUMITOMO INS CO (EUROPE) LTD ..	0	XXX.....	XXX.....	0.....	0.....	0.....	XXX.....	XXX.....	0.....
AA-1580065 ..	NISSAN FIRE & MARINE INSURANCE CO. LTD. ....	0	XXX.....	XXX.....	0.....	0.....	0.....	XXX.....	XXX.....	0.....

ANNUAL STATEMENT FOR THE YEAR 2024 OF THE AFFILIATED FM INSURANCE COMPANY

SCHEDULE F - PART 3 (Continued)

Ceded Reinsurance as of December 31, Current Year (\$000 Omitted)  
(Total Provision for Reinsurance)

ID Number From Col. 1	Name of Reinsurer From Col. 3	70  20% of Recoverable on Paid Losses & LAE Over 90 Days past Due Amounts Not in Dispute (Col. 47 * 20%)	Provision for Unauthorized Reinsurance		Provision for Overdue Authorized and Reciprocal Jurisdiction Reinsurance		Total Provision for Reinsurance			
			71	72	73 Complete if Col. 52 = "Yes"; Otherwise Enter 0	74 Complete if Col. 52 = "No"; Otherwise Enter 0	75	76	77	78
			Provision for Reinsurance with Unauthorized Reinsurers Due to Collateral Deficiency (Col. 26)	Provision for Overdue Reinsurance from Unauthorized Reinsurers and Amounts in Dispute (Col. 70 + 20% of the Amount in Col. 16)	20% of Recoverable on Paid Losses & LAE Over 90 Days Past Due Amounts Not in Dispute + 20% of Amounts in Dispute ([Col. 47 * 20%] + [Col. 45 * 20%])	Greater of 20% of Net Recoverable Net of Funds Held & Collateral, or 20% of Recoverable on Paid Losses & LAE Over 90 Days Past Due (Greater of Col. 26 * 20% or Cols. [40 + 41] * 20%)	Provision for Amounts Ceded to Authorized and Reciprocal Jurisdiction Reinsurers (Cols. 73 + 74)	Provision for Amounts Ceded to Unauthorized Reinsurers (Cols. 71 + 72 Not in Excess of Col. 15)	Provision for Amounts Ceded to Certified Reinsurers (Cols. 64 + 69)	Total Provision for Reinsurance (Cols. 75 + 76 + 77)
AA-3190686 ..	PARTNERRE GRP .....	0	XXX	XXX	0	0	0	XXX	XXX	0
AA-3190339 ..	RENAISSANCE REINSURANCE LTD. ....	0	XXX	XXX	0	0	0	XXX	XXX	0
AA-1580110 ..	SOMPO JAPAN INSURANCE INC. ....	0	XXX	XXX	0	0	0	XXX	XXX	0
AA-1120962 ..	ST PAUL REINSURANCE CO. LTD. (UK CORP) .....	0	XXX	XXX	0	0	0	XXX	XXX	0
AA-1121380 ..	STOREBRAND INSURANCE CO. (UK) LTD. ....	0	XXX	XXX	0	0	0	XXX	XXX	0
AA-1370020 ..	SWISS RE INTERNATIONAL SE .....	0	XXX	XXX	0	0	0	XXX	XXX	0
AA-1121445 ..	TOKIO MARINE EUROPE INS LTD .....	0	XXX	XXX	0	0	0	XXX	XXX	0
AA-1121375 ..	TRAVELERS INS CO LTD .....	0	XXX	XXX	0	0	0	XXX	XXX	0
AA-1121480 ..	UNIONAMERICA INSURANCE COMPANY LTD. ....	0	XXX	XXX	0	0	0	XXX	XXX	0
AA-1460185 ..	WINTERTHUR SCHWEIZERISCHE VERSGES AG .....	0	XXX	XXX	0	494	494	XXX	XXX	494
AA-1121575 ..	YASUDA FIRE & MARINE INS CO OF EUROPE .....	0	XXX	XXX	0	0	0	XXX	XXX	0
1299999. Total Authorized - Other Non-U.S. Insurers		17	XXX	XXX	0	574	575	XXX	XXX	575
1499999. Total Authorized Excluding Protected Cells (Sum of 0899999, 0999999, 1099999, 1199999 and 1299999)		247	XXX	XXX	10	2,712	2,722	XXX	XXX	2,722
1899999. Total Unauthorized - Affiliates - U.S. Non-Pool		0	0	0	XXX	XXX	XXX	0	XXX	0
AA-3190418 ..	NEW PROVIDENCE MUTUAL LIMITED .....	0	46	0	XXX	XXX	XXX	46	XXX	46
1999999. Total Unauthorized - Affiliates - Other (Non-U.S.) - Captive		0	46	0	XXX	XXX	XXX	46	XXX	46
AA-3190411 ..	RISK ENGINEERING INSURANCE COMPANY LTD .....	0	0	0	XXX	XXX	XXX	0	XXX	0
2099999. Total Unauthorized - Affiliates - Other (Non-U.S.) - Other		0	0	0	XXX	XXX	XXX	0	XXX	0
2199999. Total Unauthorized - Affiliates - Other (Non-U.S.)		0	46	0	XXX	XXX	XXX	46	XXX	46
2299999. Total Unauthorized - Affiliates		0	46	0	XXX	XXX	XXX	46	XXX	46
20-5612765 ..	CANOPIUS US INSURANCE, INC .....	0	0	0	XXX	XXX	XXX	0	XXX	0
87-1924654 ..	CLAREMONT IC .....	0	1	0	XXX	XXX	XXX	1	XXX	1
61-1737197 ..	DIGITAL SIERRA INSURANCE LIMITED .....	0	0	0	XXX	XXX	XXX	0	XXX	0
26-0147121 ..	EFFEM REINSURANCE COMPANY .....	0	0	0	XXX	XXX	XXX	0	XXX	0
03-0461286 ..	EPIC INSURANCE COMPANY .....	0	2	0	XXX	XXX	XXX	2	XXX	2
95-1466743 ..	FINANCIAL INDEMNITY COMPANY .....	0	68	0	XXX	XXX	XXX	68	XXX	68
47-5663358 ..	FIRST TOWER PARTNERS, LLC .....	10	921	10	XXX	XXX	XXX	922	XXX	922
02-0712840 ..	HIGHLAND PARK INSURANCE COMPANY .....	0	1	0	XXX	XXX	XXX	1	XXX	1
93-4053967 ..	MANGROVE CELL 61 PC .....	0	0	0	XXX	XXX	XXX	0	XXX	0
31-4177110 ..	NATIONWIDE MUTUAL FIRE INSURANCE COMPANY .....	0	26	0	XXX	XXX	XXX	0	XXX	0
20-4148226 ..	SENTINEL PROTECTION & INDEMNITY COMPANY .....	0	0	0	XXX	XXX	XXX	0	XXX	0
51-0387023 ..	THOMSON REUTERS RISK MGMT INC .....	0	0	0	XXX	XXX	XXX	0	XXX	0
2399999. Total Unauthorized - Other U.S. Unaffiliated Insurers		10	1,019	10	XXX	XXX	XXX	994	XXX	994
AA-9991310 ..	FLORIDA HURRICANE CATASTROPHE FUND .....	0	0	0	XXX	XXX	XXX	0	XXX	0
AA-9991500 ..	ILLINOIS MINE SUBSIDENCE FUND .....	0	0	0	XXX	XXX	XXX	0	XXX	0
2499999. Total Unauthorized - Pools - Mandatory Pools		0	0	0	XXX	XXX	XXX	0	XXX	0
98-0413961 ..	ADIDAS INTERNATIONAL RE LIMITED (AIR) .....	0	1,001	0	XXX	XXX	XXX	1,001	XXX	1,001
AA-1120841 ..	AIG EUROPE LIMITED .....	0	9	0	XXX	XXX	XXX	9	XXX	9
AA-5320036 ..	AIG INSURANCE HONG KONG LIMITED .....	0	0	0	XXX	XXX	XXX	0	XXX	0

ANNUAL STATEMENT FOR THE YEAR 2024 OF THE AFFILIATED FM INSURANCE COMPANY

SCHEDULE F - PART 3 (Continued)

Ceded Reinsurance as of December 31, Current Year (\$000 Omitted)

(Total Provision for Reinsurance)

ID Number From Col. 1	Name of Reinsurer From Col. 3	70  20% of Recoverable on Paid Losses & LAE Over 90 Days past Due Amounts Not in Dispute (Col. 47 * 20%)	Provision for Unauthorized Reinsurance		Provision for Overdue Authorized and Reciprocal Jurisdiction Reinsurance		Total Provision for Reinsurance			
			71	72	73	74	75	76	77	78
			Provision for Reinsurance with Unauthorized Reinsurers Due to Collateral Deficiency (Col. 26)	Provision for Overdue Reinsurance from Unauthorized Reinsurers and Amounts in Dispute (Col. 70 + 20% of the Amount in Col. 16)	Complete if Col. 52 = "Yes"; Otherwise Enter 0  20% of Recoverable on Paid Losses & LAE Over 90 Days Past Due Amounts Not in Dispute + 20% of Amounts in Dispute ([Col. 47 * 20%] + [Col. 45 * 20%])	Complete if Col. 52 = "No"; Otherwise Enter 0  Greater of 20% of Net Recoverable Net of Funds Held & Collateral, or 20% of Recoverable on Paid Losses & LAE Over 90 Days Past Due (Greater of Col. 26 * 20% or Cols. [40 + 41] * 20%)	Provision for Amounts Ceded to Authorized and Reciprocal Jurisdiction Reinsurers (Cols. 73 + 74)	Provision for Amounts Ceded to Unauthorized Reinsurers (Cols. 71 + 72 Not in Excess of Col. 15)	Provision for Amounts Ceded to Certified Reinsurers (Cols. 64 + 69)	Total Provision for Reinsurance (Cols. 75 + 76 + 77)
AA-1320065 ..	ALLIANZ GLOBAL CORPORATE & SPECIALTY (FR .....	0	2	0	XXX	XXX	XXX	2	XXX	2
AA-1780091 ..	ARCH REINS EUROPE UNDERWRITING LTD .....	0	0	0	XXX	XXX	0	0	XXX	0
AA-1560118 ..	ARCH REINSURANCE COMPANY .....	0	427	0	XXX	XXX	427	427	XXX	427
AA-1440023 ..	ASSA ABLOY FORSAKRINGS AB .....	17	90	17	XXX	XXX	90	90	XXX	90
AA-1120701 ..	ATLAS ASSURANCE COMPANY LIMITED .....	0	1	0	XXX	XXX	1	1	XXX	1
AA-3191454 ..	AXA XL BERMUDA .....	0	0	0	XXX	XXX	0	0	XXX	0
AA-1120297 ..	BRITISH NATIONAL INSURANCE COMPANY LTD. ....	0	1	0	XXX	XXX	1	1	XXX	1
AA-3191390 ..	CASTLE HARBOUR INSURANCE LIMITED .....	0	0	0	XXX	XXX	0	0	XXX	0
AA-5320057 ..	CHUBB INS HONG KONG .....	0	0	0	XXX	XXX	0	0	XXX	0
AA-1320105 ..	CIE TRANSCONTINENTALE DE REASSURANCE .....	0	2	0	XXX	XXX	2	2	XXX	2
AA-1320035 ..	COLISEE RE .....	0	73	0	XXX	XXX	73	73	XXX	73
AA-3191435 ..	CONDUIT REINS LTD .....	0	0	0	XXX	XXX	0	0	XXX	0
AA-1120430 ..	CONTINENTAL INSURANCE CO. (UK) LTD. ....	0	70	0	XXX	XXX	70	70	XXX	70
AA-3191400 ..	CONVEX RE LIMITED .....	0	0	0	XXX	XXX	0	0	XXX	0
AA-1340085 ..	E+S RUCKVERSICHERUNGS AKTIENGESELLSCHAFT .....	0	71	0	XXX	XXX	71	71	XXX	71
AA-1120515 ..	EAGLE STAR INS CO LTD .....	0	1	0	XXX	XXX	1	1	XXX	1
AA-3191180 ..	ELGO INSURANCE COMPANY LTD .....	0	0	0	XXX	XXX	0	0	XXX	0
AA-1370059 ..	ESSILORLUXOTTICA RE .....	0	0	0	XXX	XXX	0	0	XXX	0
AA-1780124 ..	EVEREST REINSURANCE COMPANY .....	0	0	0	XXX	XXX	0	0	XXX	0
AA-3194101 ..	EVEREST REINSURANCE COMPANY .....	0	5	0	XXX	XXX	5	5	XXX	5
AA-1370061 ..	FORVIA RE S.A. ....	0	13	0	XXX	XXX	13	13	XXX	13
AA-1780117 ..	GD INSURANCE COMPANY DAC .....	0	0	0	XXX	XXX	0	0	XXX	0
AA-1460060 ..	GEN REINS CORP (EUROPE) AG .....	0	0	0	XXX	XXX	0	0	XXX	0
AA-1930285 ..	GENERAL REINS AUSTRALIA LTD .....	0	0	0	XXX	XXX	0	0	XXX	0
AA-1340145 ..	GENERAL REINSURANCE AG .....	0	0	0	XXX	XXX	0	0	XXX	0
AA-1080004 ..	GLOBAL RISK UNDERWRITERS (BERMUDA) LTD .....	0	0	0	XXX	XXX	0	0	XXX	0
AA-3191524 ..	GR BERMUDA SAC LTD .....	0	0	0	XXX	XXX	0	0	XXX	0
AA-3191190 ..	HAMILTON RE, LTD. ....	0	0	0	XXX	XXX	0	0	XXX	0
AA-1560483 ..	HANNOVER RUCKVERSICHERUNGS AKTIENGESELLS .....	0	32	0	XXX	XXX	32	32	XXX	32
AA-3770336 ..	HEXAGON INSURANCE COMPANY, LTD .....	0	0	0	XXX	XXX	0	0	XXX	0
AA-3190875 ..	HISCOX (BERMUDA) LTD .....	0	0	0	XXX	XXX	0	0	XXX	0
AA-1370023 ..	IMERYS RE LIMITED .....	0	0	0	XXX	XXX	0	0	XXX	0
AA-1120209 ..	INTERNATIONAL GENERAL INSURANCE COMPANY .....	0	1	0	XXX	XXX	1	1	XXX	1
AA-3190906 ..	KEYSTONE PF .....	0	0	0	XXX	XXX	0	0	XXX	0
AA-5760046 ..	LENOVO INSURANCE COMPANY PTE LTD .....	0	26	0	XXX	XXX	26	26	XXX	26
AA-1120876 ..	LOMBARD CONTINENTAL INS PLC .....	0	68	0	XXX	XXX	68	68	XXX	68
AA-1120887 ..	LONDON AND EDINBURGH INSURANCE CO. LTD. ....	0	68	0	XXX	XXX	68	68	XXX	68
AA-3191239 ..	LUMEN RE LTD. ....	0	0	0	XXX	XXX	0	0	XXX	0
AA-3190669 ..	MARIAS FALLS INSURANCE COMPANY LTD .....	0	76	0	XXX	XXX	76	76	XXX	76
AA-1460019 ..	MS AML IN AG .....	0	0	0	XXX	XXX	0	0	XXX	0
AA-1340165 ..	MUNCHENER RUCKVERSICHERUNGS GESELLSCHAFT .....	0	0	0	XXX	XXX	0	0	XXX	0

Ceded Reinsurance as of December 31, Current Year (\$000 Omitted)  
(Total Provision for Reinsurance)

## 26.6

ANNUAL STATEMENT FOR THE YEAR 2024 OF THE AFFILIATED FM INSURANCE COMPANY

SCHEDULE F - PART 3 (Continued)

Ceded Reinsurance as of December 31, Current Year (\$000 Omitted)  
(Total Provision for Reinsurance)

ID Number From Col. 1	Name of Reinsurer From Col. 3	70  20% of Recoverable on Paid Losses & LAE Over 90 Days past Due Amounts Not in Dispute (Col. 47 * 20%)	Provision for Unauthorized Reinsurance		Provision for Overdue Authorized and Reciprocal Jurisdiction Reinsurance		Total Provision for Reinsurance			
			71	72	73 Complete if Col. 52 = "Yes"; Otherwise Enter 0	74 Complete if Col. 52 = "No"; Otherwise Enter 0	75	76	77	78
			Provision for Reinsurance with Unauthorized Reinsurers Due to Collateral Deficiency (Col. 26)	Provision for Overdue Reinsurance from Unauthorized Reinsurers and Amounts in Dispute (Col. 70 + 20% of the Amount in Col. 16)	20% of Recoverable on Paid Losses & LAE Over 90 Days Past Due Amounts Not in Dispute + 20% of Amounts in Dispute ([Col. 47 * 20%] + [Col. 45 * 20%])	Greater of 20% of Net Recoverable Net of Funds Held & Collateral, or 20% of Recoverable on Paid Losses & LAE Over 90 Days Past Due (Greater of Col. 26 * 20% or Cols. [40 + 41] * 20%)	Provision for Amounts Ceded to Authorized and Reciprocal Jurisdiction Reinsurers (Cols. 73 + 74)	Provision for Amounts Ceded to Unauthorized Reinsurers (Cols. 71 + 72 Not in Excess of Col. 15)	Provision for Amounts Ceded to Certified Reinsurers (Cols. 64 + 69)	Total Provision for Reinsurance (Cols. 75 + 76 + 77)
CR-1340125 ..	HANNOVER RUCK SE .....	XXX	XXX	XXX	XXX	XXX	XXX	XXX	0	0
CR-1460019 ..	MS AML IN AG .....	XXX	XXX	XXX	XXX	XXX	XXX	XXX	0	0
CR-1460146 ..	SWISS REINSURANCE CO. ....	XXX	XXX	XXX	XXX	XXX	XXX	XXX	0	0
4099999. Total Certified - Other Non-U.S. Insurers		XXX	XXX	XXX	XXX	XXX	XXX	XXX	6	6
4299999. Total Certified Excluding Protected Cells (Sum of 3699999, 3799999, 3899999, 3999999 and 4099999)		XXX	XXX	XXX	XXX	XXX	XXX	XXX	6	6
4699999. Total Reciprocal Jurisdiction - Affiliates - U.S. Non-Pool		0	XXX	XXX	0	0	0	XXX	XXX	0
4999999. Total Reciprocal Jurisdiction - Affiliates - Other (Non-U.S.)		0	XXX	XXX	0	0	0	XXX	XXX	0
5099999. Total Reciprocal Jurisdiction - Affiliates		0	XXX	XXX	0	0	0	XXX	XXX	0
RJ-3194126 ..	ARCH REINSURANCE LTD. ....	0	XXX	XXX	0	0	0	XXX	XXX	0
RJ-3191352 ..	ASCOT REINS CO LTD .....	0	XXX	XXX	0	0	0	XXX	XXX	0
RJ-3194168 ..	ASPEN INSURANCE LIMITED .....	0	XXX	XXX	0	0	0	XXX	XXX	0
RJ-3194139 ..	AXIS SPECIALTY LTD .....	0	XXX	XXX	0	0	0	XXX	XXX	0
RJ-1320152 ..	CHUBB EUROPEAN GROUP .....	0	XXX	XXX	0	0	0	XXX	XXX	0
RJ-3191435 ..	CONDUIT REINS LTD .....	0	XXX	XXX	0	0	0	XXX	XXX	0
RJ-1120191 ..	CONVEX INSURANCE UK LTD .....	0	XXX	XXX	0	0	0	XXX	XXX	0
RJ-3191400 ..	CONVEX RE LIMITED .....	0	XXX	XXX	0	0	0	XXX	XXX	0
RJ-3191289 ..	FIDELIS INSURANCE BERMUDA LIMITED .....	0	XXX	XXX	0	0	0	XXX	XXX	0
RJ-1120175 ..	FIDELIS UNDERWRITING LIMITED .....	0	XXX	XXX	0	0	0	XXX	XXX	0
RJ-3190875 ..	HISCOX (BERMUDA) LTD .....	0	XXX	XXX	0	0	0	XXX	XXX	0
RJ-3190871 ..	LANCASHIRE INSURANCE COMPANY LIMITED .....	0	XXX	XXX	0	0	0	XXX	XXX	0
RJ-1370048 ..	LIBERTY MUT INS EUROPE LTD .....	0	XXX	XXX	0	0	0	XXX	XXX	0
RJ-1122000 ..	LLOYD'S .....	0	XXX	XXX	0	0	0	XXX	XXX	0
RJ-1126033 ..	LLOYDS - SYNDICATE # 0033 .....	0	XXX	XXX	0	0	0	XXX	XXX	0
RJ-1126435 ..	LLOYDS - SYNDICATE # 0435 .....	0	XXX	XXX	0	0	0	XXX	XXX	0
RJ-1126457 ..	LLOYDS - SYNDICATE # 0457 .....	0	XXX	XXX	0	0	0	XXX	XXX	0
RJ-1126510 ..	LLOYDS - SYNDICATE # 0510 .....	0	XXX	XXX	0	0	0	XXX	XXX	0
RJ-1126566 ..	LLOYDS - SYNDICATE # 0566 .....	0	XXX	XXX	0	0	0	XXX	XXX	0
RJ-1126623 ..	LLOYDS - SYNDICATE # 0623 .....	0	XXX	XXX	0	0	0	XXX	XXX	0
RJ-1127084 ..	LLOYDS - SYNDICATE # 1084 .....	0	XXX	XXX	0	0	0	XXX	XXX	0
RJ-1127183 ..	LLOYDS - SYNDICATE # 1183 .....	0	XXX	XXX	0	0	0	XXX	XXX	0
RJ-1120085 ..	LLOYDS - SYNDICATE # 1274 .....	0	XXX	XXX	0	0	0	XXX	XXX	0
RJ-1127301 ..	LLOYDS - SYNDICATE # 1301 .....	0	XXX	XXX	0	0	0	XXX	XXX	0
RJ-1127414 ..	LLOYDS - SYNDICATE # 1414 .....	0	XXX	XXX	0	0	0	XXX	XXX	0
RJ-1120198 ..	LLOYDS - SYNDICATE # 1618 .....	0	XXX	XXX	0	0	0	XXX	XXX	0
RJ-1120157 ..	LLOYDS - SYNDICATE # 1729 .....	0	XXX	XXX	0	0	0	XXX	XXX	0
RJ-1120171 ..	LLOYDS - SYNDICATE # 1856 .....	0	XXX	XXX	0	0	0	XXX	XXX	0
RJ-1120096 ..	LLOYDS - SYNDICATE # 1880 .....	0	XXX	XXX	0	0	0	XXX	XXX	0
RJ-1120103 ..	LLOYDS - SYNDICATE # 1967 .....	0	XXX	XXX	0	0	0	XXX	XXX	0
RJ-1128001 ..	LLOYDS - SYNDICATE # 2001 .....	0	XXX	XXX	0	0	0	XXX	XXX	0



ANNUAL STATEMENT FOR THE YEAR 2024 OF THE AFFILIATED FM INSURANCE COMPANY

SCHEDULE F - PART 3 (Continued)

Ceded Reinsurance as of December 31, Current Year (\$000 Omitted)  
(Total Provision for Reinsurance)

ID Number From Col. 1	Name of Reinsurer From Col. 3	70  20% of Recoverable on Paid Losses & LAE Over 90 Days past Due Amounts Not in Dispute (Col. 47 * 20%)	Provision for Unauthorized Reinsurance		Provision for Overdue Authorized and Reciprocal Jurisdiction Reinsurance		Total Provision for Reinsurance			
			71	72	73 Complete if Col. 52 = "Yes"; Otherwise Enter 0	74 Complete if Col. 52 = "No"; Otherwise Enter 0	75	76	77	78
			Provision for Reinsurance with Unauthorized Reinsurers Due to Collateral Deficiency (Col. 26)	Provision for Overdue Reinsurance from Unauthorized Reinsurers and Amounts in Dispute (Col. 70 + 20% of the Amount in Col. 16)	20% of Recoverable on Paid Losses & LAE Over 90 Days Past Due Amounts Not in Dispute + 20% of Amounts in Dispute ([Col. 47 * 20%] + [Col. 45 * 20%])	Greater of 20% of Net Recoverable Net of Funds Held & Collateral, or 20% of Recoverable on Paid Losses & LAE Over 90 Days Past Due (Greater of Col. 26 * 20% or Cols. [40 + 41] * 20%)	Provision for Amounts Ceded to Authorized and Reciprocal Jurisdiction Reinsurers (Cols. 73 + 74)	Provision for Amounts Ceded to Unauthorized Reinsurers (Cols. 71 + 72 Not in Excess of Col. 15)	Provision for Amounts Ceded to Certified Reinsurers (Cols. 64 + 69)	Total Provision for Reinsurance (Cols. 75 + 76 + 77)
RJ-1128003 ..	LLOYDS - SYNDICATE # 2003 .....	0	XXX.....	XXX.....	0	0	0	XXX.....	XXX.....	0
RJ-1128010 ..	LLOYDS - SYNDICATE # 2010 .....	0	XXX.....	XXX.....	0	0	0	XXX.....	XXX.....	0
RJ-1128121 ..	LLOYDS - SYNDICATE # 2121 .....	0	XXX.....	XXX.....	0	0	0	XXX.....	XXX.....	0
RJ-1128488 ..	LLOYDS - SYNDICATE # 2488 .....	0	XXX.....	XXX.....	0	0	0	XXX.....	XXX.....	0
RJ-1128623 ..	LLOYDS - SYNDICATE # 2623 .....	0	XXX.....	XXX.....	0	0	0	XXX.....	XXX.....	0
RJ-1128791 ..	LLOYDS - SYNDICATE # 2791 .....	0	XXX.....	XXX.....	0	0	0	XXX.....	XXX.....	0
RJ-1128987 ..	LLOYDS - SYNDICATE # 2987 .....	0	XXX.....	XXX.....	0	0	0	XXX.....	XXX.....	0
RJ-1120179 ..	LLOYDS - SYNDICATE # 2988 .....	0	XXX.....	XXX.....	0	0	0	XXX.....	XXX.....	0
RJ-1129000 ..	LLOYDS - SYNDICATE # 3000 .....	0	XXX.....	XXX.....	0	0	0	XXX.....	XXX.....	0
RJ-1126005 ..	LLOYDS - SYNDICATE # 4000 .....	0	XXX.....	XXX.....	0	0	0	XXX.....	XXX.....	0
RJ-1120075 ..	LLOYDS - SYNDICATE # 4020 .....	0	XXX.....	XXX.....	0	0	0	XXX.....	XXX.....	0
RJ-1120067 ..	LLOYDS - SYNDICATE # 4242 .....	0	XXX.....	XXX.....	0	0	0	XXX.....	XXX.....	0
RJ-1126004 ..	LLOYDS - SYNDICATE # 4444 .....	0	XXX.....	XXX.....	0	0	0	XXX.....	XXX.....	0
RJ-1120181 ..	LLOYDS - SYNDICATE # 5886 .....	0	XXX.....	XXX.....	0	0	0	XXX.....	XXX.....	0
RJ-3191239 ..	LUMEN RE LTD. ....	0	XXX.....	XXX.....	0	0	0	XXX.....	XXX.....	0
RJ-1840000 ..	MAPFRE RE CO DE REASEGUROS S A .....	0	XXX.....	XXX.....	0	0	0	XXX.....	XXX.....	0
RJ-1460019 ..	MS AMLIN AG .....	1	XXX.....	XXX.....	0	1	1	XXX.....	XXX.....	1
RJ-1340165 ..	MUNCHENER RUCKVERSICHERUNGS GESELLSCHAFT .....	0	XXX.....	XXX.....	0	0	0	XXX.....	XXX.....	0
RJ-1460146 ..	SWISS REINSURANCE CO. ....	0	XXX.....	XXX.....	0	0	0	XXX.....	XXX.....	0
5499999. Total Reciprocal Jurisdiction - Other Non-U.S. Insurers		1	XXX	XXX	1	0	1	XXX	XXX	1
5699999. Total Reciprocal Jurisdiction Excluding Protected Cells (Sum of 5099999, 5199999, 5299999, 5399999 and 5499999)		1	XXX	XXX	1	0	1	XXX	XXX	1
5799999. Total Authorized, Unauthorized, Reciprocal Jurisdiction and Certified Excluding Protected Cells (Sum of 1499999, 2899999, 4299999 and 5699999)		284	5,019	37	11	2,712	2,723	4,994	6	7,723
5899999. Total Protected Cells (Sum of 1399999, 2799999, 4199999 and 5599999)		0	0	0	0	0	0	0	0	0
9999999 Totals		284	5,019	37	11	2,712	2,723	4,994	6	7,723

## ANNUAL STATEMENT FOR THE YEAR 2024 OF THE AFFILIATED FM INSURANCE COMPANY

## SCHEDULE F - PART 4

Issuing or Confirming Banks for Letters of Credit from Schedule F, Part 3 (\$000 Omitted)

[illegible]

ANNUAL STATEMENT FOR THE YEAR 2024 OF THE AFFILIATED FM INSURANCE COMPANY

SCHEDULE F - PART 5

Interrogatories for Schedule F, Part 3 (000 Omitted)

A. Report the five largest provisional commission rates included in the cedant's reinsurance treaties. The commission rate to be reported is by contract with ceded premium in excess of \$50,000:

	1	2	3
	Name of Reinsurer	Commission Rate	Ceded Premium
1.		0.000	0
2.		0.000	0
3.		0.000	0
4.		0.000	0
5.		0.000	0

B. Report the five largest reinsurance recoverables reported in Schedule F, Part 3, Column 15, due from any one reinsurer (based on the total recoverables, Schedule F, Part 3,Line 9999999, Column 15), the amount of ceded premium, and indicate whether the recoverables are due from an affiliated insurer.

	1	2	3	4
	Name of Reinsurer	Total Recoverables	Ceded Premiums	Affiliated
6.	FACTORY MUTUAL INSURANCE COMPANY	40,304	496,708	Yes [ X ] No [ ]
7.	GENERAL REINSURANCE CORPORATION	22,585	36,570	Yes [ ] No [ X ]
8.	EVEREST REINSURANCE COMPANY	22,526	26,948	Yes [ ] No [ X ]
9.	RISK ENGINEERING INSURANCE COMPANY	18,314	43,888	Yes [ X ] No [ ]
10.	HANNOVER RUCK SE	14,586	19,507	Yes [ ] No [ X ]

NOTE: Disclosure of the five largest provisional commission rates should exclude mandatory pools and joint underwriting associations.

SCHEDULE F - PART 6

Restatement of Balance Sheet to Identify Net Credit for Reinsurance

	1 As Reported (Net of Ceded)	2 Restatement Adjustments	3 Restated (Gross of Ceded)
ASSETS (Page 2, Col. 3)			
1. Cash and invested assets (Line 12) .....	5,278,869,095	0	5,278,869,095
2. Premiums and considerations (Line 15) .....	266,941,278	0	266,941,278
3. Reinsurance recoverable on loss and loss adjustment expense payments (Line 16.1) .....	59,438,650	59,438,652	118,877,302
4. Funds held by or deposited with reinsured companies (Line 16.2) .....	0	0	0
5. Other assets .....	38,304,590	0	38,304,590
6. Net amount recoverable from reinsurers .....	0	48,851,795	48,851,795
7. Protected cell assets (Line 27) .....	0	0	0
8. Totals (Line 28) .....	5,643,553,613	108,290,447	5,751,844,060
LIABILITIES (Page 3)			
9. Losses and loss adjustment expenses (Lines 1 through 3) .....	718,462,785	220,485,441	938,948,226
10. Taxes, expenses, and other obligations (Lines 4 through 8) .....	201,016,216	0	201,016,216
11. Unearned premiums (Line 9) .....	737,757,723	83,808,701	821,566,424
12. Advance premiums (Line 10) .....	423,879	0	423,879
13. Dividends declared and unpaid (Line 11.1 and 11.2) .....	348,924	0	348,924
14. Ceded reinsurance premiums payable (net of ceding commissions (Line 12) .....	187,818,736	(187,818,736)	0
15. Funds held by company under reinsurance treaties (Line 13) .....	0	0	0
16. Amounts withheld or retained by company for account of others (Line 14) .....	462,159	(462,159)	0
17. Provision for reinsurance (Line 16) .....	7,722,800	(7,722,800)	0
18. Other liabilities .....	109,871,473	0	109,871,473
19. Total liabilities excluding protected cell business (Line 26) .....	1,963,884,695	108,290,447	2,072,175,142
20. Protected cell liabilities (Line 27) .....	0	0	0
21. Surplus as regards policyholders (Line 37)	3,679,668,918	XXX	3,679,668,918
22. Totals (Line 38)	5,643,553,613	108,290,447	5,751,844,060

NOTE: Is the restatement of this exhibit the result of grossing up balances ceded to affiliates under 100 percent reinsurance or pooling arrangements? ..... Yes [ X ] No [ ]

If yes, give full explanation: Refer to footnote 26 for full description of the intercompany pooling agreement .....

Schedule H - Part 1 - Analysis of Underwriting Operations

**N O N E**

Schedule H - Part 2 - Reserves and Liabilities

**N O N E**

Schedule H - Part 3 - Test of Prior Year's Claim Reserves and Liabilities

**N O N E**

Schedule H - Part 4 - Reinsurance

**N O N E**

Schedule H - Part 5 - Health Claims

**N O N E**

ANNUAL STATEMENT FOR THE YEAR 2024 OF THE AFFILIATED FM INSURANCE COMPANY

**SCHEDULE P - PART 1A - HOMEOWNERS/FARMOWNERS**

(\$000 OMITTED)

Years in Which Premiums Were Earned and Losses Were Incurred	Premiums Earned			Loss and Loss Expense Payments								12
	1  Direct and Assumed	2  Ceded	3  Net (1 - 2)	Loss Payments		Defense and Cost Containment Payments		Adjusting and Other Payments		10  Salvage and Subrogation Received	11  Total Net Paid Cols (4 - 5 + 6 - 7 + 8 - 9)	Number of Claims Reported Direct and Assumed
				4  Direct and Assumed	5  Ceded	6  Direct and Assumed	7  Ceded	8  Direct and Assumed	9  Ceded			
1. Prior.....	XXX.....	XXX.....	XXX.....	0	0	5	0	0	0	0	5	XXX.....
2. 2015.....	1,898	36	1,862	2,629	0	0	0	262	0	0	2,891	189
3. 2016.....	1,998	43	1,955	522	0	0	0	116	0	0	638	83
4. 2017.....	2,068	20	2,048	1,233	0	12	0	191	0	0	1,436	126
5. 2018.....	2,110	22	2,088	1,123	0	0	0	145	0	0	1,268	125
6. 2019.....	2,130	17	2,113	963	0	0	0	120	0	6	1,083	88
7. 2020.....	2,232	19	2,213	1,558	0	0	0	205	0	(9)	1,763	106
8. 2021.....	2,234	21	2,213	1,530	0	0	0	164	0	(5)	1,695	78
9. 2022.....	2,253	24	2,229	2,566	0	0	0	235	0	0	2,801	84
10. 2023.....	2,385	28	2,357	768	0	0	0	110	0	0	878	65
11. 2024.....	2,586	27	2,559	514	0	0	0	106	0	8	621	59
12. Totals	XXX	XXX	XXX	13,406	0	17	0	1,655	0	(1)	15,077	xxx

	Losses Unpaid				Defense and Cost Containment Unpaid				Adjusting and Other Unpaid		23	24	25
	Case Basis		Bulk + IBNR		Case Basis		Bulk + IBNR						
	13	14	15	16	17	18	19	20	21	22			
	Direct and Assumed	Ceded	Direct and Assumed	Ceded	Direct and Assumed	Ceded	Direct and Assumed	Ceded	Direct and Assumed	Ceded			
1. Prior.....	0	0	0	0	0	0	0	0	0	0	0	0	3
2. 2015.....	0	0	0	0	0	0	0	0	0	0	0	0	1
3. 2016.....	19	0	0	0	0	0	0	0	0	0	0	19	1
4. 2017.....	0	0	0	0	0	0	0	0	0	0	0	0	0
5. 2018.....	0	0	0	0	0	0	0	0	0	0	0	0	0
6. 2019.....	0	0	0	0	0	0	0	0	0	0	0	0	0
7. 2020.....	0	0	0	0	0	0	0	0	0	0	0	0	0
8. 2021.....	0	0	0	0	0	0	0	0	0	0	0	0	0
9. 2022.....	0	0	0	0	0	0	0	0	0	0	0	0	0
10. 2023.....	56	0	0	0	0	0	0	0	0	0	0	56	2
11. 2024.....	110	0	0	0	0	0	0	0	0	0	0	110	8
12. Totals	184	0	0	0	0	0	0	0	0	0	0	184	15

	Total Losses and Loss Expenses Incurred			Loss and Loss Expense Percentage (Incurred /Premiums Earned)			Nontabular Discount		34 Inter-Company Pooling Participation Percentage	Net Balance Sheet Reserves After Discount	
	26	27	28	29	30	31	32	33		35	36
	Direct and Assumed	Ceded	Net	Direct and Assumed	Ceded	Net	Loss	Loss Expense		Losses Unpaid	Loss Expenses Unpaid
1. Prior.....	XXX.....	XXX.....	XXX.....	XXX.....	XXX.....	XXX.....	0	0	XXX.....	0	0
2. 2015.....	2,891	0	2,891	152.3	0.0	155.3	0	0	12.0	0	0
3. 2016.....	657	0	657	32.9	0.0	33.6	0	0	12.0	19	0
4. 2017.....	1,436	0	1,436	69.4	0.0	70.1	0	0	12.0	0	0
5. 2018.....	1,268	0	1,268	60.1	0.0	60.7	0	0	12.0	0	0
6. 2019.....	1,083	0	1,083	50.8	0.0	51.2	0	0	12.0	0	0
7. 2020.....	1,763	0	1,763	79.0	0.0	79.7	0	0	12.0	0	0
8. 2021.....	1,695	0	1,695	75.9	0.0	76.6	0	0	12.0	0	0
9. 2022.....	2,801	0	2,801	124.3	0.0	125.7	0	0	12.0	0	0
10. 2023.....	933	0	933	39.1	0.0	39.6	0	0	12.0	56	0
11. 2024.....	730	0	730	28.2	0.0	28.5	0	0	12.0	110	0
12. Totals	XXX	XXX	XXX	XXX	XXX	XXX	0	0	XXX	184	0

Schedule P - Part 1B - Private Passenger Auto Liability/Medical  
**N O N E**

Schedule P - Part 1C - Commercial Auto/Truck Liability/Medical  
**N O N E**

ANNUAL STATEMENT FOR THE YEAR 2024 OF THE AFFILIATED FM INSURANCE COMPANY

**SCHEDULE P - PART 1D - WORKERS' COMPENSATION**

**(EXCLUDING EXCESS WORKERS' COMPENSATION)**

(\$000 OMITTED)

Years in Which Premiums Were Earned and Losses Were Incurred	Premiums Earned			Loss and Loss Expense Payments								12
	1  Direct and Assumed	2  Ceded	3  Net (1 - 2)	Loss Payments		Defense and Cost Containment Payments		Adjusting and Other Payments		10  Salvage and Subrogation Received	11  Total Net Paid Cols (4 - 5 + 6 - 7 + 8 - 9)	Number of Claims Reported Direct and Assumed
				4  Direct and Assumed	5  Ceded	6  Direct and Assumed	7  Ceded	8  Direct and Assumed	9  Ceded			
1. Prior.....	XXX.....	XXX.....	XXX.....	157.....	142.....	10.....	0.....	3.....	0.....	0.....	27.....	XXX.....
2. 2015.....	0.....	0.....	0.....	0.....	0.....	0.....	0.....	0.....	0.....	0.....	0.....	0.....
3. 2016.....	0.....	0.....	0.....	0.....	0.....	0.....	0.....	0.....	0.....	0.....	0.....	0.....
4. 2017.....	0.....	0.....	0.....	0.....	0.....	0.....	0.....	0.....	0.....	0.....	0.....	0.....
5. 2018.....	0.....	0.....	0.....	0.....	0.....	0.....	0.....	0.....	0.....	0.....	0.....	0.....
6. 2019.....	0.....	0.....	0.....	0.....	0.....	0.....	0.....	0.....	0.....	0.....	0.....	0.....
7. 2020.....	0.....	0.....	0.....	0.....	0.....	0.....	0.....	0.....	0.....	0.....	0.....	0.....
8. 2021.....	0.....	0.....	0.....	0.....	0.....	0.....	0.....	0.....	0.....	0.....	0.....	0.....
9. 2022.....	0.....	0.....	0.....	0.....	0.....	0.....	0.....	0.....	0.....	0.....	0.....	0.....
10. 2023.....	0.....	0.....	0.....	0.....	0.....	0.....	0.....	0.....	0.....	0.....	0.....	0.....
11. 2024.....	0.....	0.....	0.....	0.....	0.....	0.....	0.....	0.....	0.....	0.....	0.....	0.....
12. Totals	XXX	XXX	XXX	157	142	10	0	3	0	0	27	XXX

	Losses Unpaid				Defense and Cost Containment Unpaid				Adjusting and Other Unpaid		23	24	25
	Case Basis		Bulk + IBNR		Case Basis		Bulk + IBNR				Salvage and Subrogation Anticipated	Total Net Losses and Expenses Unpaid	Number of Claims Outstanding Direct and Assumed
	13	14	15	16	17	18	19	20					
	Direct and Assumed	Ceded	Direct and Assumed	Ceded	Direct and Assumed	Ceded	Direct and Assumed	Ceded	Direct and Assumed	Ceded			
1. Prior.....	923	305	6,719	3,765	270	320	919	866	0	0	0	3,575	28
2. 2015.....	0	0	0	0	0	0	0	0	0	0	0	0	0
3. 2016.....	0	0	0	0	0	0	0	0	0	0	0	0	0
4. 2017.....	0	0	0	0	0	0	0	0	0	0	0	0	0
5. 2018.....	0	0	0	0	0	0	0	0	0	0	0	0	0
6. 2019.....	0	0	0	0	0	0	0	0	0	0	0	0	0
7. 2020.....	0	0	0	0	0	0	0	0	0	0	0	0	0
8. 2021.....	0	0	0	0	0	0	0	0	0	0	0	0	0
9. 2022.....	0	0	0	0	0	0	0	0	0	0	0	0	0
10. 2023.....	0	0	0	0	0	0	0	0	0	0	0	0	0
11. 2024.....	0	0	0	0	0	0	0	0	0	0	0	0	0
12. Totals	923	305	6,719	3,765	270	320	919	866	0	0	0	3,575	28

	Total Losses and Loss Expenses Incurred			Loss and Loss Expense Percentage (Incurred /Premiums Earned)			Nontabular Discount		34	Net Balance Sheet Reserves After Discount	
	26	27	28	29	30	31	32	33	Inter- Company Pooling Participation Percentage	35	36
	Direct and Assumed	Ceded	Net	Direct and Assumed	Ceded	Net	Loss	Loss Expense		Losses Unpaid	Loss Expenses Unpaid
1. Prior.....	XXX	XXX	XXX	XXX	XXX	XXX	0	0	XXX	3,572	3
2. 2015.....	0	0	0	0.0	0.0	0.0	0	0	12.0	0	0
3. 2016.....	0	0	0	0.0	0.0	0.0	0	0	12.0	0	0
4. 2017.....	0	0	0	0.0	0.0	0.0	0	0	12.0	0	0
5. 2018.....	0	0	0	0.0	0.0	0.0	0	0	12.0	0	0
6. 2019.....	0	0	0	0.0	0.0	0.0	0	0	12.0	0	0
7. 2020.....	0	0	0	0.0	0.0	0.0	0	0	12.0	0	0
8. 2021.....	0	0	0	0.0	0.0	0.0	0	0	12.0	0	0
9. 2022.....	0	0	0	0.0	0.0	0.0	0	0	12.0	0	0
10. 2023.....	0	0	0	0.0	0.0	0.0	0	0	12.0	0	0
11. 2024.....	0	0	0	0.0	0.0	0.0	0	0	12.0	0	0
12. Totals	XXX	XXX	XXX	XXX	XXX	XXX	0	0	XXX	3,572	3



ANNUAL STATEMENT FOR THE YEAR 2024 OF THE AFFILIATED FM INSURANCE COMPANY

**SCHEDULE P - PART 1E - COMMERCIAL MULTIPLE PERIL**

(\$000 OMITTED)

Years in Which Premiums Were Earned and Losses Were Incurred	Premiums Earned			Loss and Loss Expense Payments								12
	1  Direct and Assumed	2  Ceded	3  Net (1 - 2)	Loss Payments		Defense and Cost Containment Payments		Adjusting and Other Payments		10  Salvage and Subrogation Received	11  Total Net Paid Cols (4 - 5 + 6 - 7 + 8 - 9)	Number of Claims Reported Direct and Assumed
				4  Direct and Assumed	5  Ceded	6  Direct and Assumed	7  Ceded	8  Direct and Assumed	9  Ceded			
1. Prior.....	XXX.....	XXX.....	XXX.....	.....0	.....0	.....0	.....0	.....0	.....0	.....0	.....0	XXX.....
2. 2015.....	82,119	13,135	68,984	14,495	1,973	.....0	.....0	1,248	83	285	13,687	91
3. 2016.....	82,702	12,359	70,343	120,844	5,972	136	.....0	2,317	88	578	117,236	134
4. 2017.....	79,193	12,067	67,126	25,832	572	.....0	.....0	1,400	26	4	26,634	113
5. 2018.....	80,848	13,280	67,568	91,637	4,972	72	33	2,443	75	55	89,072	136
6. 2019.....	94,223	20,012	74,211	50,983	1,562	3	1	1,853	50	9	51,226	116
7. 2020.....	111,873	26,019	85,854	26,749	737	53	.....0	1,845	34	88	27,876	111
8. 2021.....	52,948	13,653	39,295	11,072	.....0	.....0	.....0	976	6	21	12,042	49
9. 2022.....	4,351	845	3,506	1	.....0	.....0	.....0	197	0	(1)	198	9
10. 2023.....	.....0	.....0	.....0	.....0	.....0	.....0	.....0	20	0	.....0	20	0
11. 2024.....	0	0	0	0	0	0	0	108	0	0	108	0
12. Totals	XXX	XXX	XXX	341,612	15,788	263	34	12,407	362	1,040	338,099	XXX

	Losses Unpaid				Defense and Cost Containment Unpaid				Adjusting and Other Unpaid		23	24	25
	Case Basis		Bulk + IBNR		Case Basis		Bulk + IBNR						
	13	14	15	16	17	18	19	20	21	22			
	Direct and Assumed	Ceded	Direct and Assumed	Ceded	Direct and Assumed	Ceded	Direct and Assumed	Ceded	Direct and Assumed	Ceded			
1. Prior.....	0	0	0	0	0	0	0	0	0	0	0	0	3
2. 2015.....	0	0	0	0	0	0	0	0	0	0	0	0	0
3. 2016.....	0	0	0	0	0	0	0	0	0	0	0	0	1
4. 2017.....	0	0	0	0	0	0	0	0	0	0	0	0	0
5. 2018.....	0	0	0	0	0	0	0	0	0	0	0	0	0
6. 2019.....	0	0	0	0	0	0	0	0	0	0	0	0	0
7. 2020.....	0	0	1	0	0	0	0	0	0	0	0	1	4
8. 2021.....	0	0	2	0	0	0	0	0	0	0	0	2	2
9. 2022.....	125	0	5	0	0	0	0	0	1	0	0	130	1
10. 2023.....	0	0	9	0	1	0	0	0	2	0	1	11	0
11. 2024.....	0	0	22	0	3	0	0	0	8	0	2	33	0
12. Totals	125	0	39	0	4	0	0	0	10	0	4	178	11

	Total Losses and Loss Expenses Incurred			Loss and Loss Expense Percentage (Incurred /Premiums Earned)			Nontabular Discount		34	Net Balance Sheet Reserves After Discount	
	26	27	28	29	30	31	32	33	Inter- Company Pooling Participation Percentage	35	36
	Direct and Assumed	Ceded	Net	Direct and Assumed	Ceded	Net	Loss	Loss Expense		Losses Unpaid	Loss Expenses Unpaid
1. Prior.....	XXX.....	XXX.....	XXX.....	XXX.....	XXX.....	XXX.....	.....0	.....0	XXX.....	.....0	.....0
2. 2015.....	15,743	2,056	13,687	19.2	15.7	19.8	.....0	.....0	12.0	.....0	.....0
3. 2016.....	123,296	6,060	117,236	149.1	49.0	166.7	.....0	.....0	12.0	.....0	.....0
4. 2017.....	27,232	598	26,634	34.4	5.0	39.7	.....0	.....0	12.0	.....0	.....0
5. 2018.....	94,151	5,079	89,073	116.5	38.2	131.8	.....0	.....0	12.0	.....0	.....0
6. 2019.....	52,840	1,613	51,226	56.1	8.1	69.0	.....0	.....0	12.0	.....0	.....0
7. 2020.....	28,648	771	27,877	25.6	3.0	32.5	.....0	.....0	12.0	.....1	.....0
8. 2021.....	12,051	6	12,044	22.8	0.0	30.7	.....0	.....0	12.0	.....2	.....0
9. 2022.....	328	0	328	7.5	0.0	9.4	.....0	.....0	12.0	130	1
10. 2023.....	31	0	31	0.0	0.0	0.0	.....0	.....0	12.0	9	3
11. 2024.....	140	0	140	0.0	0.0	0.0	0	0	12.0	22	10
12. Totals	XXX	XXX	XXX	XXX	XXX	XXX	0	0	XXX	164	14

Schedule P - Part 1F - Section 1 - Medical Professional Liability - Occurrence

**N O N E**

Schedule P - Part 1F - Section 2 - Medical Professional Liability - Claims-Made

**N O N E**

ANNUAL STATEMENT FOR THE YEAR 2024 OF THE AFFILIATED FM INSURANCE COMPANY

**SCHEDULE P - PART 1G - SPECIAL LIABILITY (OCEAN MARINE, AIRCRAFT (ALL PERILS),  
BOILER AND MACHINERY)**

(\$000 OMITTED)

Years in Which Premiums Were Earned and Losses Were Incurred	Premiums Earned			Loss and Loss Expense Payments								12
	1  Direct and Assumed	2  Ceded	3  Net (1 - 2)	Loss Payments		Defense and Cost Containment Payments		Adjusting and Other Payments		10	11	Number of Claims Reported Direct and Assumed
				4	5	6	7	8	9			
				Direct and Assumed	Ceded	Direct and Assumed	Ceded	Direct and Assumed	Ceded	Direct and Assumed	Ceded	
1. Prior.....	XXX.....	XXX.....	XXX.....	(30)	0	36	0	45	2	30	49	XXX.....
2. 2015.....	76,314	2,801	73,513	26,560	230	91	2	2,229	24	1,718	28,624	XXX.....
3. 2016.....	81,021	3,205	77,816	35,983	1,456	111	0	2,126	48	782	36,717	XXX.....
4. 2017.....	87,099	2,918	84,181	84,847	2,187	444	41	3,285	46	1,153	86,302	XXX.....
5. 2018.....	90,436	3,736	86,700	73,490	622	919	0	3,378	37	852	77,128	XXX.....
6. 2019.....	86,437	3,904	82,533	88,303	22,116	71	0	3,653	83	3,417	69,827	XXX.....
7. 2020.....	91,055	6,825	84,230	66,200	6,065	184	12	2,820	168	1,240	62,959	XXX.....
8. 2021.....	86,875	7,355	79,520	63,955	2,202	126	0	3,304	134	1,639	65,049	XXX.....
9. 2022.....	101,639	7,931	93,708	54,979	2,651	35	0	2,880	209	1,489	55,034	XXX.....
10. 2023.....	114,453	8,422	106,031	26,633	788	0	0	2,038	59	820	27,824	XXX.....
11. 2024.....	119,896	9,895	110,001	21,195	1,080	0	0	1,755	39	125	21,831	XXX.....
12. Totals	XXX	XXX	XXX	542,117	39,397	2,017	55	27,511	848	13,264	531,344	XXX.....

	Losses Unpaid				Defense and Cost Containment Unpaid				Adjusting and Other Unpaid		23	24	25
	Case Basis		Bulk + IBNR		Case Basis		Bulk + IBNR		Adjusting and Other Unpaid		Salvage and Subrogation Anticipated	Total Net Losses and Expenses Unpaid	Number of Claims Outstanding Direct and Assumed
	13	14	15	16	17	18	19	20	21	22			
	Direct and Assumed	Ceded	Direct and Assumed	Ceded	Direct and Assumed	Ceded	Direct and Assumed	Ceded	Direct and Assumed	Ceded			
1. Prior.....	105	0	0	0	0	0	0	0	0	0	0	105	20
2. 2015.....	433	0	0	0	0	0	0	0	0	0	0	433	16
3. 2016.....	1	1	0	0	0	0	0	0	0	0	0	0	1
4. 2017.....	152	0	0	0	0	0	0	0	0	0	0	152	4
5. 2018.....	173	0	43	1	0	0	0	0	0	0	5	215	15
6. 2019.....	8,024	2	173	5	0	0	0	0	0	0	19	8,191	49
7. 2020.....	683	4,022	371	10	0	0	0	0	0	0	40	(2,978)	18
8. 2021.....	2,365	4	645	17	25	1	0	0	66	2	70	3,078	85
9. 2022.....	3,028	671	1,704	45	72	2	0	0	194	5	184	4,274	57
10. 2023.....	10,203	40	3,162	84	264	7	0	0	715	19	342	14,193	80
11. 2024.....	33,493	1,236	8,113	216	1,071	28	0	0	2,895	77	878	44,012	311
12. Totals	58,660	5,976	14,210	379	1,431	38	0	0	3,870	103	1,538	71,675	656

	Total Losses and Loss Expenses Incurred			Loss and Loss Expense Percentage (Incurred /Premiums Earned)			Nontabular Discount		34	Net Balance Sheet Reserves After Discount	
	26	27	28	29	30	31	32	33	Inter-Company Pooling Participation Percentage	35	36
	Direct and Assumed	Ceded	Net	Direct and Assumed	Ceded	Net	Loss	Loss Expense		Losses Unpaid	Loss Expenses Unpaid
1. Prior.....	XXX	XXX	XXX	XXX	XXX	XXX	0	0	XXX	105	0
2. 2015.....	29,314	256	29,058	38.4	9.1	39.5	0	0	12.0	433	0
3. 2016.....	38,222	1,504	36,717	47.2	46.9	47.2	0	0	12.0	0	0
4. 2017.....	88,727	2,274	86,453	101.9	77.9	102.7	0	0	12.0	152	0
5. 2018.....	78,002	660	77,342	86.3	17.7	89.2	0	0	12.0	215	0
6. 2019.....	100,224	22,206	78,018	116.0	568.8	94.5	0	0	12.0	8,191	0
7. 2020.....	70,258	10,277	59,981	77.2	150.6	71.2	0	0	12.0	(2,978)	0
8. 2021.....	70,486	2,359	68,127	81.1	32.1	85.7	0	0	12.0	2,990	89
9. 2022.....	62,891	3,584	59,307	61.9	45.2	63.3	0	0	12.0	4,015	259
10. 2023.....	43,014	998	42,017	37.6	11.8	39.6	0	0	12.0	13,240	953
11. 2024.....	68,520	2,677	65,843	57.1	27.1	59.9	0	0	12.0	40,152	3,860
12. Totals	XXX	XXX	XXX	XXX	XXX	XXX	0	0	XXX	66,515	5,160

ANNUAL STATEMENT FOR THE YEAR 2024 OF THE AFFILIATED FM INSURANCE COMPANY

**SCHEDULE P - PART 1H - SECTION 1 - OTHER LIABILITY - OCCURRENCE**

(\$000 OMITTED)

Years in Which Premiums Were Earned and Losses Were Incurred	Premiums Earned			Loss and Loss Expense Payments							12	
	1  Direct and Assumed	2  Ceded	3  Net (1 - 2)	Loss Payments		Defense and Cost Containment Payments		Adjusting and Other Payments		10  Salvage and Subrogation Received	11  Total Net Paid Cols (4 - 5 + 6 - 7 + 8 - 9)	Number of Claims Reported Direct and Assumed
				4  Direct and Assumed	5  Ceded	6  Direct and Assumed	7  Ceded	8  Direct and Assumed	9  Ceded			
1. Prior.....	XXX.....	XXX.....	XXX.....	12,294	10,282	548	0	209	0	0	2,769	XXX.....
2. 2015.....	0	0	0	0	0	0	0	0	0	0	0	0
3. 2016.....	0	0	0	0	0	0	0	0	0	0	0	0
4. 2017.....	0	0	0	0	0	0	0	0	0	0	0	0
5. 2018.....	0	0	0	0	0	0	0	0	0	0	0	0
6. 2019.....	0	0	0	0	0	0	0	0	0	0	0	0
7. 2020.....	0	0	0	0	0	0	0	0	0	0	0	0
8. 2021.....	0	0	0	0	0	0	0	0	0	0	0	0
9. 2022.....	0	0	0	0	0	0	0	0	0	0	0	0
10. 2023.....	0	0	0	0	0	0	0	0	0	0	0	0
11. 2024.....	0	0	0	0	0	0	0	0	0	0	0	0
12. Totals	XXX	XXX	XXX	12,294	10,282	548	0	209	0	0	2,769	XXX

	Losses Unpaid				Defense and Cost Containment Unpaid				Adjusting and Other Unpaid		23	24	25
	Case Basis		Bulk + IBNR		Case Basis		Bulk + IBNR						
	13	14	15	16	17	18	19	20	21	22			
	Direct and Assumed	Ceded	Direct and Assumed	Ceded	Direct and Assumed	Ceded	Direct and Assumed	Ceded	Direct and Assumed	Ceded			
1. Prior.....	9,042	6,449	135,531	17,794	1,844	167	6,211	451	0	0	0	127,768	182
2. 2015.....	0	0	0	0	0	0	0	0	0	0	0	0	0
3. 2016.....	0	0	0	0	0	0	0	0	0	0	0	0	0
4. 2017.....	0	0	0	0	0	0	0	0	0	0	0	0	0
5. 2018.....	0	0	0	0	0	0	0	0	0	0	0	0	0
6. 2019.....	0	0	0	0	0	0	0	0	0	0	0	0	0
7. 2020.....	0	0	0	0	0	0	0	0	0	0	0	0	0
8. 2021.....	0	0	0	0	0	0	0	0	0	0	0	0	0
9. 2022.....	0	0	0	0	0	0	0	0	0	0	0	0	0
10. 2023.....	0	0	0	0	0	0	0	0	0	0	0	0	0
11. 2024.....	0	0	0	0	0	0	0	0	0	0	0	0	0
12. Totals	9,042	6,449	135,531	17,794	1,844	167	6,211	451	0	0	0	127,768	182

	Total Losses and Loss Expenses Incurred			Loss and Loss Expense Percentage (Incurred /Premiums Earned)			Nontabular Discount		34 Inter-Company Pooling Participation Percentage	Net Balance Sheet Reserves After Discount	
	26	27	28	29	30	31	32	33		35	36
	Direct and Assumed	Ceded	Net	Direct and Assumed	Ceded	Net	Loss	Loss Expense		Losses Unpaid	Loss Expenses Unpaid
1. Prior.....	XXX.....	XXX.....	XXX.....	XXX.....	XXX.....	XXX.....	0	0	XXX.....	120,330	7,438
2. 2015.....	0	0	0	0.0	0.0	0.0	0	0	12.0	0	0
3. 2016.....	0	0	0	0.0	0.0	0.0	0	0	12.0	0	0
4. 2017.....	0	0	0	0.0	0.0	0.0	0	0	12.0	0	0
5. 2018.....	0	0	0	0.0	0.0	0.0	0	0	12.0	0	0
6. 2019.....	0	0	0	0.0	0.0	0.0	0	0	12.0	0	0
7. 2020.....	0	0	0	0.0	0.0	0.0	0	0	12.0	0	0
8. 2021.....	0	0	0	0.0	0.0	0.0	0	0	12.0	0	0
9. 2022.....	0	0	0	0.0	0.0	0.0	0	0	12.0	0	0
10. 2023.....	0	0	0	0.0	0.0	0.0	0	0	12.0	0	0
11. 2024.....	0	0	0	0.0	0.0	0.0	0	0	12.0	0	0
12. Totals	XXX	XXX	XXX	XXX	XXX	XXX	0	0	XXX	120,330	7,438

ANNUAL STATEMENT FOR THE YEAR 2024 OF THE AFFILIATED FM INSURANCE COMPANY

SCHEDULE P - PART 1H - SECTION 2 - OTHER LIABILITY - CLAIMS-MADE

(\$000 OMITTED)

Years in Which Premiums Were Earned and Losses Were Incurred	Premiums Earned			Loss and Loss Expense Payments								12
	1	2	3	Loss Payments		Defense and Cost Containment Payments		Adjusting and Other Payments		10	11	Number of Claims Reported Direct and Assumed
	Direct and Assumed	Ceded	Net (1 - 2)	4	5	6	7	8	9	Salvage and Subrogation Received	Total Net Paid Cols (4 - 5 + 6 - 7 + 8 - 9)	
				Direct and Assumed	Ceded	Direct and Assumed	Ceded	Direct and Assumed	Ceded			
1. Prior.....	XXX	XXX	XXX									XXX
2. 2015.....												
3. 2016.....												
4. 2017.....												
5. 2018.....												
6. 2019.....												
7. 2020.....												
8. 2021.....												
9. 2022.....												
10. 2023.....												
11. 2024.....												
12. Totals	XXX	XXX	XXX									XXX

	Losses Unpaid				Defense and Cost Containment Unpaid				Adjusting and Other Unpaid		23	24	25
	Case Basis		Bulk + IBNR		Case Basis		Bulk + IBNR		Adjusting and Other Unpaid				
	13	14	15	16	17	18	19	20	21	22			
	Direct and Assumed	Ceded	Direct and Assumed	Ceded	Direct and Assumed	Ceded	Direct and Assumed	Ceded	Direct and Assumed	Ceded			
1. Prior.....													
2. 2015.....													
3. 2016.....													
4. 2017.....													
5. 2018.....													
6. 2019.....													
7. 2020.....													
8. 2021.....													
9. 2022.....													
10. 2023.....													
11. 2024.....													
12. Totals													

	Total Losses and Loss Expenses Incurred			Loss and Loss Expense Percentage (Incurred /Premiums Earned)			Nontabular Discount		34 Inter-Company Pooling Participation Percentage	Net Balance Sheet Reserves After Discount	
	26	27	28	29	30	31	32	33		35	36
	Direct and Assumed	Ceded	Net	Direct and Assumed	Ceded	Net	Loss	Loss Expense		Losses Unpaid	Loss Expenses Unpaid
1. Prior.....	XXX	XXX	XXX	XXX	XXX	XXX			XXX		
2. 2015.....											
3. 2016.....											
4. 2017.....											
5. 2018.....											
6. 2019.....											
7. 2020.....											
8. 2021.....											
9. 2022.....											
10. 2023.....											
11. 2024.....											
12. Totals	XXX	XXX	XXX	XXX	XXX	XXX			XXX		

ANNUAL STATEMENT FOR THE YEAR 2024 OF THE AFFILIATED FM INSURANCE COMPANY

**SCHEDULE P - PART 1I - SPECIAL PROPERTY (FIRE, ALLIED LINES, INLAND MARINE, EARTHQUAKE, BURGLARY AND THEFT)**

(\$000 OMITTED)

Years in Which Premiums Were Earned and Losses Were Incurred	Premiums Earned			Loss and Loss Expense Payments								12
	1  Direct and Assumed	2  Ceded	3  Net (1 - 2)	Loss Payments		Defense and Cost Containment Payments		Adjusting and Other Payments		10	11	Number of Claims Reported Direct and Assumed
				4  Direct and Assumed	5  Ceded	6  Direct and Assumed	7  Ceded	8  Direct and Assumed	9  Ceded	Salvage and Subrogation Received	Total Net Paid Cols (4 - 5 + 6 - 7 + 8 - 9)	
1. Prior.....	XXX.....	XXX.....	XXX.....	26.....	1.....	319.....	130.....	62.....	15.....	49.....	262.....	XXX.....
2. 2015.....	664,663.....	115,510.....	549,153.....	306,661.....	23,026.....	8,340.....	44.....	18,957.....	1,159.....	8,952.....	309,729.....	XXX.....
3. 2016.....	675,081.....	120,795.....	554,286.....	531,239.....	19,307.....	6,019.....	308.....	19,108.....	889.....	13,669.....	535,862.....	XXX.....
4. 2017.....	693,165.....	117,577.....	575,588.....	488,292.....	22,388.....	5,874.....	102.....	23,440.....	732.....	5,684.....	494,382.....	XXX.....
5. 2018.....	732,575.....	131,275.....	601,300.....	748,203.....	99,752.....	6,147.....	74.....	31,184.....	1,596.....	19,217.....	684,112.....	XXX.....
6. 2019.....	777,392.....	204,979.....	572,413.....	418,160.....	90,723.....	4,783.....	793.....	25,288.....	772.....	10,051.....	355,944.....	XXX.....
7. 2020.....	868,489.....	247,213.....	621,276.....	400,354.....	62,213.....	19,419.....	37.....	23,955.....	1,231.....	5,546.....	380,247.....	XXX.....
8. 2021.....	1,035,497.....	262,595.....	772,902.....	441,454.....	86,140.....	1,041.....	24.....	25,058.....	1,412.....	9,496.....	379,977.....	XXX.....
9. 2022.....	1,174,850.....	278,437.....	896,413.....	568,043.....	63,621.....	1,607.....	654.....	27,942.....	1,616.....	5,914.....	531,700.....	XXX.....
10. 2023.....	1,367,356.....	300,605.....	1,066,751.....	411,838.....	18,663.....	706.....	47.....	20,014.....	738.....	2,145.....	413,110.....	XXX.....
11. 2024.....	1,523,107.....	310,817.....	1,212,290.....	311,712.....	8,099.....	136.....	69.....	12,310.....	267.....	34.....	315,723.....	XXX.....
12. Totals.....	XXX.....	XXX.....	XXX.....	4,625,981.....	493,933.....	54,390.....	2,282.....	227,317.....	10,426.....	80,756.....	4,401,047.....	XXX.....

	Losses Unpaid				Defense and Cost Containment Unpaid				Adjusting and Other Unpaid		23	24	25
	Case Basis		Bulk + IBNR		Case Basis		Bulk + IBNR						
	13	14	15	16	17	18	19	20	21	22			
	Direct and Assumed	Ceded	Direct and Assumed	Ceded	Direct and Assumed	Ceded	Direct and Assumed	Ceded	Direct and Assumed	Ceded			
1. Prior.....	96.....	0.....	57.....	0.....	23.....	0.....	0.....	0.....	0.....	0.....	0.....	176.....	52.....
2. 2015.....	8.....	0.....	0.....	0.....	1.....	0.....	0.....	0.....	0.....	0.....	0.....	10.....	1.....
3. 2016.....	104.....	0.....	0.....	0.....	1.....	0.....	0.....	0.....	0.....	0.....	0.....	105.....	5.....
4. 2017.....	69.....	401.....	0.....	0.....	2.....	0.....	0.....	0.....	0.....	0.....	0.....	(330).....	4.....
5. 2018.....	27.....	0.....	233.....	18.....	2.....	0.....	0.....	0.....	0.....	0.....	24.....	244.....	5.....
6. 2019.....	146.....	0.....	948.....	74.....	5.....	0.....	0.....	0.....	0.....	0.....	97.....	1,025.....	12.....
7. 2020.....	7,326.....	6,905.....	2,033.....	158.....	18.....	0.....	2,679.....	0.....	0.....	0.....	207.....	4,992.....	117.....
8. 2021.....	6,106.....	1,584.....	3,543.....	275.....	172.....	10.....	0.....	0.....	363.....	28.....	361.....	8,286.....	58.....
9. 2022.....	19,560.....	1,092.....	9,448.....	726.....	476.....	31.....	0.....	0.....	1,062.....	83.....	954.....	28,614.....	48.....
10. 2023.....	71,507.....	5,273.....	17,326.....	1,348.....	1,484.....	113.....	0.....	0.....	3,907.....	305.....	1,771.....	87,186.....	126.....
11. 2024.....	305,881.....	41,412.....	44,379.....	3,458.....	5,861.....	456.....	0.....	0.....	15,828.....	1,234.....	4,543.....	325,388.....	644.....
12. Totals.....	410,831.....	56,668.....	77,967.....	6,057.....	8,044.....	610.....	2,679.....	0.....	21,160.....	1,650.....	7,958.....	455,696.....	1,072.....

	Total Losses and Loss Expenses Incurred			Loss and Loss Expense Percentage (Incurred /Premiums Earned)			Nontabular Discount		34	Net Balance Sheet	
	26	27	28	29	30	31	32	33	Inter- Company Pooling Participation Percentage	35	36
	Direct and Assumed	Ceded	Net	Direct and Assumed	Ceded	Net	Loss	Loss Expense		Losses Unpaid	Loss Expenses Unpaid
1. Prior.....	XXX.....	XXX.....	XXX.....	XXX.....	XXX.....	XXX.....	0.....	0.....	XXX.....	154.....	23.....
2. 2015.....	333,967.....	24,228.....	309,739.....	50.2.....	21.0.....	56.4.....	0.....	0.....	12.0.....	8.....	1.....
3. 2016.....	556,470.....	20,503.....	535,967.....	82.4.....	17.0.....	96.7.....	0.....	0.....	12.0.....	104.....	1.....
4. 2017.....	517,676.....	23,623.....	494,052.....	74.7.....	20.1.....	85.8.....	0.....	0.....	12.0.....	(331).....	2.....
5. 2018.....	785,796.....	101,440.....	684,356.....	107.3.....	77.3.....	113.8.....	0.....	0.....	12.0.....	242.....	2.....
6. 2019.....	449,331.....	92,361.....	356,969.....	57.8.....	45.1.....	62.4.....	0.....	0.....	12.0.....	1,020.....	5.....
7. 2020.....	455,783.....	70,544.....	385,239.....	52.5.....	28.5.....	62.0.....	0.....	0.....	12.0.....	2,295.....	2,697.....
8. 2021.....	477,738.....	89,475.....	388,263.....	46.1.....	34.1.....	50.2.....	0.....	0.....	12.0.....	7,790.....	496.....
9. 2022.....	628,137.....	67,823.....	560,314.....	53.5.....	24.4.....	62.5.....	0.....	0.....	12.0.....	27,190.....	1,424.....
10. 2023.....	526,782.....	26,487.....	500,295.....	38.5.....	8.8.....	46.9.....	0.....	0.....	12.0.....	82,211.....	4,974.....
11. 2024.....	696,106.....	54,995.....	641,111.....	45.7.....	17.7.....	52.9.....	0.....	0.....	12.0.....	305,390.....	19,998.....
12. Totals.....	XXX.....	XXX.....	XXX.....	XXX.....	XXX.....	XXX.....	0.....	0.....	XXX.....	426,074.....	29,622.....

ANNUAL STATEMENT FOR THE YEAR 2024 OF THE AFFILIATED FM INSURANCE COMPANY

SCHEDULE P - PART 1J - AUTO PHYSICAL DAMAGE

(\$000 OMITTED)

Years in Which Premiums Were Earned and Losses Were Incurred	Premiums Earned			Loss and Loss Expense Payments								12
	1	2	3	Loss Payments		Defense and Cost Containment Payments		Adjusting and Other Payments		10	11	Number of Claims Reported Direct and Assumed
	Direct and Assumed	Ceded	Net (1 - 2)	4	5	6	7	8	9	Salvage and Subrogation Received	Total Net Paid Cols (4 - 5 + 6 - 7 + 8 - 9)	
				Direct and Assumed	Ceded	Direct and Assumed	Ceded	Direct and Assumed	Ceded			
1. Prior.....	XXX	XXX	XXX									XXX
2. 2015.....												
3. 2016.....												
4. 2017.....												
5. 2018.....												
6. 2019.....												
7. 2020.....												
8. 2021.....												
9. 2022.....												
10. 2023.....												
11. 2024.....												
12. Totals	XXX	XXX	XXX									XXX

NONE

	Losses Unpaid				Defense and Cost Containment Unpaid				Adjusting and Other Unpaid		23	24	25
	Case Basis		Bulk + IBNR		Case Basis		Bulk + IBNR		Adjusting and Other Unpaid				
	13	14	15	16	17	18	19	20	21	22			
	Direct and Assumed	Ceded	Direct and Assumed	Ceded	Direct and Assumed	Ceded	Direct and Assumed	Ceded	Direct and Assumed	Ceded			
1. Prior.....													
2. 2015.....													
3. 2016.....													
4. 2017.....													
5. 2018.....													
6. 2019.....													
7. 2020.....													
8. 2021.....													
9. 2022.....													
10. 2023.....													
11. 2024.....													
12. Totals													

NONE

	Total Losses and Loss Expenses Incurred			Loss and Loss Expense Percentage (Incurred /Premiums Earned)			Nontabular Discount		34 Inter-Company Pooling Participation Percentage	Net Balance Sheet Reserves After Discount	
	26	27	28	29	30	31	32	33		35	36
	Direct and Assumed	Ceded	Net	Direct and Assumed	Ceded	Net	Loss	Loss Expense		Losses Unpaid	Loss Expenses Unpaid
1. Prior.....	XXX	XXX	XXX	XXX	XXX	XXX			XXX		
2. 2015.....											
3. 2016.....											
4. 2017.....											
5. 2018.....											
6. 2019.....											
7. 2020.....											
8. 2021.....											
9. 2022.....											
10. 2023.....											
11. 2024.....											
12. Totals	XXX	XXX	XXX	XXX	XXX	XXX			XXX		

NONE

ANNUAL STATEMENT FOR THE YEAR 2024 OF THE AFFILIATED FM INSURANCE COMPANY

SCHEDULE P - PART 1K - FIDELITY/SURETY

(\$000 OMITTED)

Years in Which Premiums Were Earned and Losses Were Incurred	Premiums Earned			Loss and Loss Expense Payments								12
	1  Direct and Assumed	2  Ceded	3  Net (1 - 2)	Loss Payments		Defense and Cost Containment Payments		Adjusting and Other Payments		10  Salvage and Subrogation Received	11  Total Net Paid Cols (4 - 5 + 6 - 7 + 8 - 9)	Number of Claims Reported Direct and Assumed
				4  Direct and Assumed	5  Ceded	6  Direct and Assumed	7  Ceded	8  Direct and Assumed	9  Ceded			
1. Prior.....	XXX.....	XXX.....	XXX.....	(29).....	0.....	0.....	0.....	0.....	0.....	29.....	(29).....	XXX.....
2. 2015.....	0.....	0.....	0.....	0.....	0.....	0.....	0.....	0.....	0.....	0.....	0.....	XXX.....
3. 2016.....	0.....	0.....	0.....	0.....	0.....	0.....	0.....	0.....	0.....	0.....	0.....	XXX.....
4. 2017.....	0.....	0.....	0.....	0.....	0.....	0.....	0.....	0.....	0.....	0.....	0.....	XXX.....
5. 2018.....	0.....	0.....	0.....	0.....	0.....	0.....	0.....	0.....	0.....	0.....	0.....	XXX.....
6. 2019.....	0.....	0.....	0.....	0.....	0.....	0.....	0.....	0.....	0.....	0.....	0.....	XXX.....
7. 2020.....	0.....	0.....	0.....	0.....	0.....	0.....	0.....	0.....	0.....	0.....	0.....	XXX.....
8. 2021.....	0.....	0.....	0.....	0.....	0.....	0.....	0.....	0.....	0.....	0.....	0.....	XXX.....
9. 2022.....	0.....	0.....	0.....	0.....	0.....	0.....	0.....	0.....	0.....	0.....	0.....	XXX.....
10. 2023.....	0.....	0.....	0.....	128.....	0.....	0.....	0.....	0.....	0.....	0.....	128.....	XXX.....
11. 2024.....	0.....	0.....	0.....	0.....	0.....	0.....	0.....	0.....	0.....	0.....	0.....	XXX.....
12. Totals.....	XXX.....	XXX.....	XXX.....	99.....	0.....	0.....	0.....	0.....	0.....	29.....	99.....	XXX.....

	Losses Unpaid				Defense and Cost Containment Unpaid				Adjusting and Other Unpaid		23	24	25
	Case Basis		Bulk + IBNR		Case Basis		Bulk + IBNR						
	13	14	15	16	17	18	19	20	21	22			
	Direct and Assumed	Ceded	Direct and Assumed	Ceded	Direct and Assumed	Ceded	Direct and Assumed	Ceded	Direct and Assumed	Ceded			
1. Prior.....	0	0	0	0	0	0	0	0	0	0	0	0	1
2. 2015.....	0	0	0	0	0	0	0	0	0	0	0	0	0
3. 2016.....	0	0	0	0	0	0	0	0	0	0	0	0	0
4. 2017.....	0	0	0	0	0	0	0	0	0	0	0	0	0
5. 2018.....	0	0	0	0	0	0	0	0	0	0	0	0	0
6. 2019.....	0	0	0	0	0	0	0	0	0	0	0	0	0
7. 2020.....	0	0	0	0	0	0	0	0	0	0	0	0	0
8. 2021.....	0	0	0	0	0	0	0	0	0	0	0	0	0
9. 2022.....	0	0	0	0	0	0	0	0	0	0	0	0	0
10. 2023.....	158	0	0	0	0	0	0	0	0	0	0	158	1
11. 2024.....	0	0	0	0	0	0	0	0	0	0	0	0	0
12. Totals.....	158	0	0	0	0	0	0	0	0	0	0	158	2

	Total Losses and Loss Expenses Incurred			Loss and Loss Expense Percentage (Incurred /Premiums Earned)			Nontabular Discount		34	Net Balance Sheet Reserves After Discount	
	26	27	28	29	30	31	32	33	Inter- Company Pooling Participation Percentage	35	36
	Direct and Assumed	Ceded	Net	Direct and Assumed	Ceded	Net	Loss	Loss Expense		Losses Unpaid	Loss Expenses Unpaid
1. Prior.....	XXX.....	XXX.....	XXX.....	XXX.....	XXX.....	XXX.....	0.....	0.....	XXX.....	0.....	0.....
2. 2015.....	0.....	0.....	0.....	0.0.....	0.0.....	0.0.....	0.....	0.....	12.0.....	0.....	0.....
3. 2016.....	0.....	0.....	0.....	0.0.....	0.0.....	0.0.....	0.....	0.....	12.0.....	0.....	0.....
4. 2017.....	0.....	0.....	0.....	0.0.....	0.0.....	0.0.....	0.....	0.....	12.0.....	0.....	0.....
5. 2018.....	0.....	0.....	0.....	0.0.....	0.0.....	0.0.....	0.....	0.....	12.0.....	0.....	0.....
6. 2019.....	0.....	0.....	0.....	0.0.....	0.0.....	0.0.....	0.....	0.....	12.0.....	0.....	0.....
7. 2020.....	0.....	0.....	0.....	0.0.....	0.0.....	0.0.....	0.....	0.....	12.0.....	0.....	0.....
8. 2021.....	0.....	0.....	0.....	0.0.....	0.0.....	0.0.....	0.....	0.....	12.0.....	0.....	0.....
9. 2022.....	0.....	0.....	0.....	0.0.....	0.0.....	0.0.....	0.....	0.....	12.0.....	0.....	0.....
10. 2023.....	287.....	0.....	287.....	0.0.....	0.0.....	0.0.....	0.....	0.....	12.0.....	158.....	0.....
11. 2024.....	0.....	0.....	0.....	0.0.....	0.0.....	0.0.....	0.....	0.....	12.0.....	0.....	0.....
12. Totals.....	XXX.....	XXX.....	XXX.....	XXX.....	XXX.....	XXX.....	0.....	0.....	XXX.....	158.....	0.....



Schedule P - Part 1L - Other (Including Credit, Accident and Health)

**N O N E**

Schedule P - Part 1M - International

**N O N E**

ANNUAL STATEMENT FOR THE YEAR 2024 OF THE AFFILIATED FM INSURANCE COMPANY

SCHEDULE P - PART 1N - REINSURANCE - NONPROPORTIONAL ASSUMED PROPERTY

(\$000 OMITTED)

Years in Which Premiums Were Earned and Losses Were Incurred	Premiums Earned			Loss and Loss Expense Payments								12
	1  Direct and Assumed	2  Ceded	3  Net (1 - 2)	Loss Payments		Defense and Cost Containment Payments		Adjusting and Other Payments		10  Salvage and Subrogation Received	11  Total Net Paid Cols (4 - 5 + 6 - 7 + 8 - 9)	Number of Claims Reported Direct and Assumed
				4  Direct and Assumed	5  Ceded	6  Direct and Assumed	7  Ceded	8  Direct and Assumed	9  Ceded			
1. Prior.....	XXX.....	XXX.....	XXX.....	0.....	0.....	0.....	0.....	0.....	0.....	0.....	0.....	XXX.....
2. 2015.....	0.....	283,463.....	(283,463).....	0.....	119,351.....	0.....	3,569.....	0.....	16,257.....	0.....	(139,177).....	XXX.....
3. 2016.....	0.....	282,941.....	(282,941).....	0.....	426,018.....	0.....	5,614.....	0.....	19,904.....	0.....	(451,536).....	XXX.....
4. 2017.....	0.....	286,725.....	(286,725).....	0.....	45,693.....	0.....	2,086.....	0.....	7,395.....	0.....	(55,174).....	XXX.....
5. 2018.....	0.....	325,021.....	(325,021).....	0.....	472,164.....	0.....	7,972.....	0.....	25,244.....	0.....	(505,380).....	XXX.....
6. 2019.....	0.....	258,612.....	(258,612).....	0.....	152,246.....	0.....	3,882.....	0.....	11,647.....	0.....	(167,775).....	XXX.....
7. 2020.....	0.....	247,593.....	(247,593).....	0.....	54,392.....	0.....	12,205.....	0.....	32,998.....	0.....	(99,595).....	XXX.....
8. 2021.....	0.....	251,757.....	(251,757).....	0.....	142,501.....	0.....	5,530.....	0.....	14,951.....	0.....	(162,982).....	XXX.....
9. 2022.....	0.....	324,267.....	(324,267).....	0.....	251,693.....	0.....	7,729.....	0.....	13,161.....	0.....	(272,583).....	XXX.....
10. 2023.....	0.....	419,820.....	(419,820).....	0.....	350,749.....	0.....	792.....	0.....	2,509.....	0.....	(354,050).....	XXX.....
11. 2024.....	0.....	496,708.....	(496,708).....	0.....	153,594.....	0.....	2,334.....	0.....	6,311.....	0.....	(162,240).....	XXX.....
12. Totals.....	XXX.....	XXX.....	XXX.....	0.....	2,168,401.....	0.....	51,714.....	0.....	150,376.....	0.....	(2,370,491).....	XXX.....

	Losses Unpaid				Defense and Cost Containment Unpaid				Adjusting and Other Unpaid		23	24	25
	Case Basis		Bulk + IBNR		Case Basis		Bulk + IBNR						
	13	14	15	16	17	18	19	20	21	22			
	Direct and Assumed	Ceded	Direct and Assumed	Ceded	Direct and Assumed	Ceded	Direct and Assumed	Ceded	Direct and Assumed	Ceded			
1. Prior.....	0.....	0.....	0.....	0.....	0.....	0.....	0.....	0.....	0.....	0.....	0.....	0.....	XXX.....
2. 2015.....	0.....	0.....	0.....	0.....	0.....	0.....	0.....	0.....	0.....	0.....	0.....	0.....	XXX.....
3. 2016.....	0.....	0.....	0.....	0.....	0.....	0.....	0.....	0.....	0.....	0.....	0.....	0.....	XXX.....
4. 2017.....	0.....	0.....	0.....	0.....	0.....	0.....	0.....	0.....	0.....	0.....	0.....	0.....	XXX.....
5. 2018.....	0.....	0.....	0.....	0.....	0.....	0.....	0.....	0.....	0.....	0.....	0.....	0.....	XXX.....
6. 2019.....	0.....	0.....	0.....	0.....	0.....	0.....	0.....	0.....	0.....	0.....	0.....	0.....	XXX.....
7. 2020.....	0.....	0.....	0.....	0.....	0.....	0.....	0.....	0.....	0.....	0.....	0.....	0.....	XXX.....
8. 2021.....	0.....	0.....	0.....	0.....	0.....	0.....	0.....	0.....	0.....	0.....	0.....	0.....	XXX.....
9. 2022.....	0.....	0.....	0.....	0.....	0.....	0.....	0.....	0.....	0.....	0.....	0.....	0.....	XXX.....
10. 2023.....	0.....	0.....	0.....	0.....	0.....	0.....	0.....	0.....	0.....	0.....	0.....	0.....	XXX.....
11. 2024.....	0.....	0.....	0.....	0.....	0.....	0.....	0.....	0.....	0.....	0.....	0.....	0.....	XXX.....
12. Totals.....	0.....	0.....	0.....	0.....	0.....	0.....	0.....	0.....	0.....	0.....	0.....	0.....	XXX.....

	Total Losses and Loss Expenses Incurred			Loss and Loss Expense Percentage (Incurred /Premiums Earned)			Nontabular Discount		34	Net Balance Sheet Reserves After Discount	
	26	27	28	29	30	31	32	33	Inter- Company Pooling Participation Percentage	35	36
	Direct and Assumed	Ceded	Net	Direct and Assumed	Ceded	Net	Loss	Loss Expense		Losses Unpaid	Loss Expenses Unpaid
1. Prior.....	XXX.....	XXX.....	XXX.....	XXX.....	XXX.....	XXX.....	0.....	0.....	XXX.....	0.....	0.....
2. 2015.....	0.....	139,177.....	(139,177).....	0.0.....	49.1.....	49.1.....	0.....	0.....	12.0.....	0.....	0.....
3. 2016.....	0.....	451,536.....	(451,536).....	0.0.....	159.6.....	159.6.....	0.....	0.....	12.0.....	0.....	0.....
4. 2017.....	0.....	55,174.....	(55,174).....	0.0.....	19.2.....	19.2.....	0.....	0.....	12.0.....	0.....	0.....
5. 2018.....	0.....	505,380.....	(505,380).....	0.0.....	155.5.....	155.5.....	0.....	0.....	12.0.....	0.....	0.....
6. 2019.....	0.....	167,775.....	(167,775).....	0.0.....	64.9.....	64.9.....	0.....	0.....	12.0.....	0.....	0.....
7. 2020.....	0.....	99,595.....	(99,595).....	0.0.....	40.2.....	40.2.....	0.....	0.....	12.0.....	0.....	0.....
8. 2021.....	0.....	162,982.....	(162,982).....	0.0.....	64.7.....	64.7.....	0.....	0.....	12.0.....	0.....	0.....
9. 2022.....	0.....	272,583.....	(272,583).....	0.0.....	84.1.....	84.1.....	0.....	0.....	12.0.....	0.....	0.....
10. 2023.....	0.....	354,050.....	(354,050).....	0.0.....	84.3.....	84.3.....	0.....	0.....	12.0.....	0.....	0.....
11. 2024.....	0.....	162,240.....	(162,240).....	0.0.....	32.7.....	32.7.....	0.....	0.....	12.0.....	0.....	0.....
12. Totals.....	XXX.....	XXX.....	XXX.....	XXX.....	XXX.....	XXX.....	0.....	0.....	XXX.....	0.....	0.....

ANNUAL STATEMENT FOR THE YEAR 2024 OF THE AFFILIATED FM INSURANCE COMPANY

**SCHEDULE P - PART 10 - REINSURANCE - NONPROPORTIONAL ASSUMED LIABILITY**

(\$000 OMITTED)

Years in Which Premiums Were Earned and Losses Were Incurred	Premiums Earned			Loss and Loss Expense Payments								12
	1	2	3	Loss Payments		Defense and Cost Containment Payments		Adjusting and Other Payments		10	11	Number of Claims Reported Direct and Assumed
	Direct and Assumed	Ceded	Net (1 - 2)	4 Direct and Assumed	5 Ceded	6 Direct and Assumed	7 Ceded	8 Direct and Assumed	9 Ceded	Salvage and Subrogation Received	Total Net Paid Cols (4 - 5 + 6 - 7 + 8 - 9)	
1. Prior.....	XXX.....	XXX.....	XXX.....	6.....	0.....	0.....	0.....	0.....	0.....	0.....	6.....	XXX.....
2. 2015.....	0.....	0.....	0.....	0.....	0.....	0.....	0.....	0.....	0.....	0.....	0.....	XXX.....
3. 2016.....	(1).....	0.....	(1).....	0.....	0.....	0.....	0.....	0.....	0.....	0.....	0.....	XXX.....
4. 2017.....	0.....	0.....	0.....	0.....	0.....	0.....	0.....	0.....	0.....	0.....	0.....	XXX.....
5. 2018.....	0.....	0.....	0.....	0.....	0.....	0.....	0.....	0.....	0.....	0.....	0.....	XXX.....
6. 2019.....	0.....	0.....	0.....	0.....	0.....	0.....	0.....	0.....	0.....	0.....	0.....	XXX.....
7. 2020.....	0.....	0.....	0.....	0.....	0.....	0.....	0.....	0.....	0.....	0.....	0.....	XXX.....
8. 2021.....	0.....	0.....	0.....	0.....	0.....	0.....	0.....	0.....	0.....	0.....	0.....	XXX.....
9. 2022.....	0.....	0.....	0.....	0.....	0.....	0.....	0.....	0.....	0.....	0.....	0.....	XXX.....
10. 2023.....	0.....	0.....	0.....	0.....	0.....	0.....	0.....	0.....	0.....	0.....	0.....	XXX.....
11. 2024.....	0.....	0.....	0.....	0.....	0.....	0.....	0.....	0.....	0.....	0.....	0.....	XXX.....
12. Totals.....	XXX.....	XXX.....	XXX.....	6.....	0.....	0.....	0.....	0.....	0.....	0.....	6.....	XXX.....

	Losses Unpaid				Defense and Cost Containment Unpaid				Adjusting and Other Unpaid		23	24	25
	Case Basis		Bulk + IBNR		Case Basis		Bulk + IBNR						
	13	14	15	16	17	18	19	20	21	22			
	Direct and Assumed	Ceded	Direct and Assumed	Ceded	Direct and Assumed	Ceded	Direct and Assumed	Ceded	Direct and Assumed	Ceded			
1. Prior.....	74.....	0.....	1,558.....	(4).....	0.....	0.....	0.....	0.....	0.....	0.....	0.....	1,636.....	XXX.....
2. 2015.....	0.....	0.....	0.....	0.....	0.....	0.....	0.....	0.....	0.....	0.....	0.....	0.....	XXX.....
3. 2016.....	0.....	0.....	0.....	0.....	0.....	0.....	0.....	0.....	0.....	0.....	0.....	0.....	XXX.....
4. 2017.....	0.....	0.....	0.....	0.....	0.....	0.....	0.....	0.....	0.....	0.....	0.....	0.....	XXX.....
5. 2018.....	0.....	0.....	0.....	0.....	0.....	0.....	0.....	0.....	0.....	0.....	0.....	0.....	XXX.....
6. 2019.....	0.....	0.....	0.....	0.....	0.....	0.....	0.....	0.....	0.....	0.....	0.....	0.....	XXX.....
7. 2020.....	0.....	0.....	0.....	0.....	0.....	0.....	0.....	0.....	0.....	0.....	0.....	0.....	XXX.....
8. 2021.....	0.....	0.....	0.....	0.....	0.....	0.....	0.....	0.....	0.....	0.....	0.....	0.....	XXX.....
9. 2022.....	0.....	0.....	0.....	0.....	0.....	0.....	0.....	0.....	0.....	0.....	0.....	0.....	XXX.....
10. 2023.....	0.....	0.....	0.....	0.....	0.....	0.....	0.....	0.....	0.....	0.....	0.....	0.....	XXX.....
11. 2024.....	0.....	0.....	0.....	0.....	0.....	0.....	0.....	0.....	0.....	0.....	0.....	0.....	XXX.....
12. Totals.....	74.....	0.....	1,558.....	(4).....	0.....	0.....	0.....	0.....	0.....	0.....	0.....	1,636.....	XXX.....

	Total Losses and Loss Expenses Incurred			Loss and Loss Expense Percentage (Incurred /Premiums Earned)			Nontabular Discount		34 Inter-Company Pooling Participation Percentage	Net Balance Sheet Reserves After Discount	
	26	27	28	29	30	31	32	33		35	36
	Direct and Assumed	Ceded	Net	Direct and Assumed	Ceded	Net	Loss	Loss Expense		Losses Unpaid	Loss Expenses Unpaid
1. Prior.....	XXX.....	XXX.....	XXX.....	XXX.....	XXX.....	XXX.....	0.....	0.....	XXX.....	1,636.....	0.....
2. 2015.....	0.....	0.....	0.....	0.0.....	0.0.....	0.0.....	0.....	0.....	12.0.....	0.....	0.....
3. 2016.....	0.....	0.....	0.....	0.0.....	0.0.....	0.0.....	0.....	0.....	12.0.....	0.....	0.....
4. 2017.....	0.....	0.....	0.....	0.0.....	0.0.....	0.0.....	0.....	0.....	12.0.....	0.....	0.....
5. 2018.....	0.....	0.....	0.....	0.0.....	0.0.....	0.0.....	0.....	0.....	12.0.....	0.....	0.....
6. 2019.....	0.....	0.....	0.....	0.0.....	0.0.....	0.0.....	0.....	0.....	12.0.....	0.....	0.....
7. 2020.....	0.....	0.....	0.....	0.0.....	0.0.....	0.0.....	0.....	0.....	12.0.....	0.....	0.....
8. 2021.....	0.....	0.....	0.....	0.0.....	0.0.....	0.0.....	0.....	0.....	12.0.....	0.....	0.....
9. 2022.....	0.....	0.....	0.....	0.0.....	0.0.....	0.0.....	0.....	0.....	12.0.....	0.....	0.....
10. 2023.....	0.....	0.....	0.....	0.0.....	0.0.....	0.0.....	0.....	0.....	12.0.....	0.....	0.....
11. 2024.....	0.....	0.....	0.....	0.0.....	0.0.....	0.0.....	0.....	0.....	12.0.....	0.....	0.....
12. Totals.....	XXX.....	XXX.....	XXX.....	XXX.....	XXX.....	XXX.....	0.....	0.....	XXX.....	1,636.....	0.....

ANNUAL STATEMENT FOR THE YEAR 2024 OF THE AFFILIATED FM INSURANCE COMPANY

SCHEDULE P - PART 1P - REINSURANCE - NONPROPORTIONAL ASSUMED FINANCIAL LINES

(\$000 OMITTED)

Years in Which Premiums Were Earned and Losses Were Incurred	Premiums Earned			Loss and Loss Expense Payments								12
	1  Direct and Assumed	2  Ceded	3  Net (1 - 2)	Loss Payments		Defense and Cost Containment Payments		Adjusting and Other Payments		10  Salvage and Subrogation Received	11  Total Net Paid Cols (4 - 5 + 6 - 7 + 8 - 9)	Number of Claims Reported Direct and Assumed
				4	5	6	7	8	9			
				Direct and Assumed	Ceded	Direct and Assumed	Ceded	Direct and Assumed	Ceded			
1. Prior.....	XXX	XXX	XXX									XXX
2. 2015.....												XXX
3. 2016.....												XXX
4. 2017.....												XXX
5. 2018.....												XXX
6. 2019.....												XXX
7. 2020.....												XXX
8. 2021.....												XXX
9. 2022.....												XXX
10. 2023.....												XXX
11. 2024.....												XXX
12. Totals	XXX	XXX	XXX									XXX

NONE

	Losses Unpaid				Defense and Cost Containment Unpaid				Adjusting and Other Unpaid		23	24	25
	Case Basis		Bulk + IBNR		Case Basis		Bulk + IBNR						
	13	14	15	16	17	18	19	20	21	22			
	Direct and Assumed	Ceded	Direct and Assumed	Ceded	Direct and Assumed	Ceded	Direct and Assumed	Ceded	Direct and Assumed	Ceded			
1. Prior.....													XXX
2. 2015.....													XXX
3. 2016.....													XXX
4. 2017.....													XXX
5. 2018.....													XXX
6. 2019.....													XXX
7. 2020.....													XXX
8. 2021.....													XXX
9. 2022.....													XXX
10. 2023.....													XXX
11. 2024.....													XXX
12. Totals													XXX

NONE

	Total Losses and Loss Expenses Incurred			Loss and Loss Expense Percentage (Incurred /Premiums Earned)			Nontabular Discount		34 Inter-Company Pooling Participation Percentage	Net Balance Sheet Reserves After Discount	
	26	27	28	29	30	31	32	33		35	36
	Direct and Assumed	Ceded	Net	Direct and Assumed	Ceded	Net	Loss	Loss Expense		Losses Unpaid	Loss Expenses Unpaid
1. Prior.....	XXX	XXX	XXX	XXX	XXX	XXX			XXX		
2. 2015.....											
3. 2016.....											
4. 2017.....											
5. 2018.....											
6. 2019.....											
7. 2020.....											
8. 2021.....											
9. 2022.....											
10. 2023.....											
11. 2024.....											
12. Totals	XXX	XXX	XXX	XXX	XXX	XXX			XXX		

NONE

ANNUAL STATEMENT FOR THE YEAR 2024 OF THE AFFILIATED FM INSURANCE COMPANY

**SCHEDULE P - PART 1R - SECTION 1 - PRODUCTS LIABILITY - OCCURRENCE**

(\$000 OMITTED)

Years in Which Premiums Were Earned and Losses Were Incurred	Premiums Earned			Loss and Loss Expense Payments								12
	1  Direct and Assumed	2  Ceded	3  Net (1 - 2)	Loss Payments		Defense and Cost Containment Payments		Adjusting and Other Payments		10  Salvage and Subrogation Received	11  Total Net Paid Cols (4 - 5 + 6 - 7 + 8 - 9)	Number of Claims Reported Direct and Assumed
				4  Direct and Assumed	5  Ceded	6  Direct and Assumed	7  Ceded	8  Direct and Assumed	9  Ceded			
1. Prior.....	XXX.....	XXX.....	XXX.....	11,367	932	1,114	0	194	0	0	11,743	XXX.....
2. 2015.....	0	0	0	0	0	0	0	0	0	0	0	0
3. 2016.....	0	0	0	0	0	0	0	0	0	0	0	0
4. 2017.....	0	0	0	0	0	0	0	0	0	0	0	0
5. 2018.....	0	0	0	0	0	0	0	0	0	0	0	0
6. 2019.....	0	0	0	0	0	0	0	0	0	0	0	0
7. 2020.....	0	0	0	0	0	0	0	0	0	0	0	0
8. 2021.....	0	0	0	0	0	0	0	0	0	0	0	0
9. 2022.....	0	0	0	0	0	0	0	0	0	0	0	0
10. 2023.....	0	0	0	0	0	0	0	0	0	0	0	0
11. 2024.....	0	0	0	0	0	0	0	0	0	0	0	0
12. Totals	XXX	XXX	XXX	11,367	932	1,114	0	194	0	0	11,743	XXX

	Losses Unpaid				Defense and Cost Containment Unpaid				Adjusting and Other Unpaid		23	24	25
	Case Basis		Bulk + IBNR		Case Basis		Bulk + IBNR						
	13	14	15	16	17	18	19	20	21	22			
	Direct and Assumed	Ceded	Direct and Assumed	Ceded	Direct and Assumed	Ceded	Direct and Assumed	Ceded	Direct and Assumed	Ceded			
1. Prior.....	26,079	14,164	79,912	84,575	5,963	5,441	20,301	14,711	0	0	0	13,363	200
2. 2015.....	0	0	0	0	0	0	0	0	0	0	0	0	0
3. 2016.....	0	0	0	0	0	0	0	0	0	0	0	0	0
4. 2017.....	0	0	0	0	0	0	0	0	0	0	0	0	0
5. 2018.....	0	0	0	0	0	0	0	0	0	0	0	0	0
6. 2019.....	0	0	0	0	0	0	0	0	0	0	0	0	0
7. 2020.....	0	0	0	0	0	0	0	0	0	0	0	0	0
8. 2021.....	0	0	0	0	0	0	0	0	0	0	0	0	0
9. 2022.....	0	0	0	0	0	0	0	0	0	0	0	0	0
10. 2023.....	0	0	0	0	0	0	0	0	0	0	0	0	0
11. 2024.....	0	0	0	0	0	0	0	0	0	0	0	0	0
12. Totals	26,079	14,164	79,912	84,575	5,963	5,441	20,301	14,711	0	0	0	13,363	200

	Total Losses and Loss Expenses Incurred			Loss and Loss Expense Percentage (Incurred /Premiums Earned)			Nontabular Discount		34	Net Balance Sheet Reserves After Discount	
	26	27	28	29	30	31	32	33	Inter- Company Pooling Participation Percentage	35	36
	Direct and Assumed	Ceded	Net	Direct and Assumed	Ceded	Net	Loss	Loss Expense		Losses Unpaid	Loss Expenses Unpaid
1. Prior.....	XXX.....	XXX.....	XXX.....	XXX.....	XXX.....	XXX.....	.....0	.....0	XXX.....	7,252	6,112
2. 2015.....	0	0	0	0.0	0.0	0.0	0	0	12.0	0	0
3. 2016.....	0	0	0	0.0	0.0	0.0	0	0	12.0	0	0
4. 2017.....	0	0	0	0.0	0.0	0.0	0	0	12.0	0	0
5. 2018.....	0	0	0	0.0	0.0	0.0	0	0	12.0	0	0
6. 2019.....	0	0	0	0.0	0.0	0.0	0	0	12.0	0	0
7. 2020.....	0	0	0	0.0	0.0	0.0	0	0	12.0	0	0
8. 2021.....	0	0	0	0.0	0.0	0.0	0	0	12.0	0	0
9. 2022.....	0	0	0	0.0	0.0	0.0	0	0	12.0	0	0
10. 2023.....	0	0	0	0.0	0.0	0.0	0	0	12.0	0	0
11. 2024.....	0	0	0	0.0	0.0	0.0	0	0	12.0	0	0
12. Totals	XXX	XXX	XXX	XXX	XXX	XXX	0	0	XXX	7,252	6,112

Schedule P - Part 1R - Section 2 - Products Liability - Claims-Made

**N O N E**

Schedule P - Part 1S - Financial Guaranty/Mortgage Guaranty

**N O N E**

Schedule P - Part 1T - Warranty

**N O N E**

Schedule P - Part 1U - Pet Insurance Plans

**N O N E**

ANNUAL STATEMENT FOR THE YEAR 2024 OF THE AFFILIATED FM INSURANCE COMPANY

SCHEDULE P - PART 2A - HOMEOWNERS/FARMOWNERS

Years in Which Losses Were Incurred	INCURRED NET LOSSES AND DEFENSE AND COST CONTAINMENT EXPENSES REPORTED AT YEAR END (\$000 OMITTED)										DEVELOPMENT	
	1 2015	2 2016	3 2017	4 2018	5 2019	6 2020	7 2021	8 2022	9 2023	10 2024	11 One Year	12 Two Year
1. Prior.....	35	212	223	241	241	241	241	242	242	247	5	5
2. 2015.....	2,338	2,624	2,629	2,629	2,629	2,629	2,629	2,629	2,629	2,629	0	0
3. 2016.....	XXX	568	541	541	541	541	541	541	541	541	0	0
4. 2017.....	XXX	XXX	833	1,019	1,138	1,240	1,240	1,240	1,245	1,245	0	5
5. 2018.....	XXX	XXX	XXX	975	1,080	1,114	1,123	1,123	1,123	1,123	0	0
6. 2019.....	XXX	XXX	XXX	XXX	820	894	909	909	963	963	0	53
7. 2020.....	XXX	XXX	XXX	XXX	XXX	1,603	1,549	1,513	1,558	1,558	0	45
8. 2021.....	XXX	XXX	XXX	XXX	XXX	XXX	1,587	1,672	1,530	1,530	0	(142)
9. 2022.....	XXX	XXX	XXX	XXX	XXX	XXX	XXX	2,243	2,476	2,566	90	323
10. 2023.....	XXX	XXX	XXX	XXX	XXX	XXX	XXX	XXX	690	824	134	XXX
11. 2024	XXX	XXX	XXX	XXX	XXX	XXX	XXX	XXX	XXX	624	XXX	XXX
12. Totals											229	290

SCHEDULE P - PART 2B - PRIVATE PASSENGER AUTO LIABILITY/MEDICAL

1. Prior.....												
2. 2015.....												
3. 2016.....	XXX											
4. 2017.....	XXX	XXX										
5. 2018.....	XXX	XXX	XXX									
6. 2019.....	XXX	XXX	XXX	XXX	XXX							
7. 2020.....	XXX	XXX	XXX	XXX	XXX	XXX						
8. 2021.....	XXX	XXX	XXX	XXX	XXX	XXX	XXX					
9. 2022.....	XXX	XXX	XXX	XXX	XXX	XXX	XXX	XXX				
10. 2023.....	XXX	XXX	XXX	XXX	XXX	XXX	XXX	XXX	XXX			XXX
11. 2024	XXX	XXX	XXX	XXX	XXX	XXX	XXX	XXX	XXX	XXX	XXX	XXX
12. Totals												

SCHEDULE P - PART 2C - COMMERCIAL AUTO/TRUCK LIABILITY/MEDICAL

1. Prior.....												
2. 2015.....												
3. 2016.....	XXX											
4. 2017.....	XXX	XXX										
5. 2018.....	XXX	XXX	XXX									
6. 2019.....	XXX	XXX	XXX	XXX	XXX							
7. 2020.....	XXX	XXX	XXX	XXX	XXX	XXX						
8. 2021.....	XXX	XXX	XXX	XXX	XXX	XXX	XXX					
9. 2022.....	XXX	XXX	XXX	XXX	XXX	XXX	XXX	XXX				
10. 2023.....	XXX	XXX	XXX	XXX	XXX	XXX	XXX	XXX	XXX			XXX
11. 2024	XXX	XXX	XXX	XXX	XXX	XXX	XXX	XXX	XXX	XXX	XXX	XXX
12. Totals												

SCHEDULE P - PART 2D - WORKERS' COMPENSATION  
(EXCLUDING EXCESS WORKERS' COMPENSATION)

1. Prior.....	2,579	3,114	3,119	2,848	3,485	3,321	3,919	3,837	4,607	4,327	(279)	490
2. 2015.....	0	0	0	0	0	0	0	0	0	0	0	0
3. 2016.....	XXX	0	0	0	0	0	0	0	0	0	0	0
4. 2017.....	XXX	XXX	0	0	0	0	0	0	0	0	0	0
5. 2018.....	XXX	XXX	XXX	0	0	0	0	0	0	0	0	0
6. 2019.....	XXX	XXX	XXX	XXX	0	0	0	0	0	0	0	0
7. 2020.....	XXX	XXX	XXX	XXX	XXX	0	0	0	0	0	0	0
8. 2021.....	XXX	XXX	XXX	XXX	XXX	XXX	0	0	0	0	0	0
9. 2022.....	XXX	XXX	XXX	XXX	XXX	XXX	XXX	0	0	0	0	0
10. 2023.....	XXX	XXX	XXX	XXX	XXX	XXX	XXX	XXX	0	0	0	XXX
11. 2024	XXX	XXX	XXX	XXX	XXX	XXX	XXX	XXX	XXX	0	XXX	XXX
12. Totals											(279)	490

SCHEDULE P - PART 2E - COMMERCIAL MULTIPLE PERIL

1. Prior.....	5,011	4,451	225	230	412	205	260	2,165	2,180	2,103	(78)	(62)
2. 2015.....	13,212	14,955	12,740	12,572	12,521	12,533	12,540	12,529	12,522	12,522	0	(7)
3. 2016.....	XXX	129,971	120,183	115,180	115,174	114,987	115,063	114,997	114,983	115,008	24	11
4. 2017.....	XXX	XXX	24,869	34,085	25,100	24,872	25,272	25,298	25,348	25,259	(89)	(38)
5. 2018.....	XXX	XXX	XXX	106,061	94,270	83,483	81,354	86,793	86,710	86,704	(6)	(89)
6. 2019.....	XXX	XXX	XXX	XXX	54,288	50,540	49,475	49,473	49,540	49,423	(117)	(51)
7. 2020.....	XXX	XXX	XXX	XXX	XXX	27,407	29,611	27,086	26,168	26,066	(102)	(1,020)
8. 2021.....	XXX	XXX	XXX	XXX	XXX	XXX	14,407	11,748	11,167	11,074	(93)	(674)
9. 2022.....	XXX	XXX	XXX	XXX	XXX	XXX	XXX	1,250	331	130	(200)	(1,120)
10. 2023.....	XXX	XXX	XXX	XXX	XXX	XXX	XXX	XXX	806	9	(797)	XXX
11. 2024	XXX	XXX	XXX	XXX	XXX	XXX	XXX	XXX	XXX	25	XXX	XXX
12. Totals											(1,458)	(3,049)

ANNUAL STATEMENT FOR THE YEAR 2024 OF THE AFFILIATED FM INSURANCE COMPANY

SCHEDULE P - PART 2F - SECTION 1 - MEDICAL PROFESSIONAL LIABILITY - OCCURRENCE

Years in Which Losses Were Incurred	INCURRED NET LOSSES AND DEFENSE AND COST CONTAINMENT EXPENSES REPORTED AT YEAR END (\$000 OMITTED)										DEVELOPMENT	
	1 2015	2 2016	3 2017	4 2018	5 2019	6 2020	7 2021	8 2022	9 2023	10 2024	11 One Year	12 Two Year
1. Prior.....												
2. 2015.....												
3. 2016.....	XXX											
4. 2017.....	XXX	XXX										
5. 2018.....	XXX	XXX	XXX									
6. 2019.....	XXX	XXX	XXX	XXX								
7. 2020.....	XXX	XXX	XXX	XXX	XXX							
8. 2021.....	XXX	XXX	XXX	XXX	XXX	XXX						
9. 2022.....	XXX	XXX	XXX	XXX	XXX	XXX	XXX					
10. 2023.....	XXX	XXX	XXX	XXX	XXX	XXX	XXX	XXX				XXX
11. 2024	XXX	XXX	XXX	XXX	XXX	XXX	XXX	XXX	XXX		XXX	XXX
12. Totals												

SCHEDULE P - PART 2F - SECTION 2 - MEDICAL PROFESSIONAL LIABILITY - CLAIMS-MADE

1. Prior.....												
2. 2015.....												
3. 2016.....	XXX											
4. 2017.....	XXX	XXX										
5. 2018.....	XXX	XXX	XXX									
6. 2019.....	XXX	XXX	XXX	XXX								
7. 2020.....	XXX	XXX	XXX	XXX	XXX							
8. 2021.....	XXX	XXX	XXX	XXX	XXX	XXX						
9. 2022.....	XXX	XXX	XXX	XXX	XXX	XXX	XXX					
10. 2023.....	XXX	XXX	XXX	XXX	XXX	XXX	XXX	XXX				XXX
11. 2024	XXX	XXX	XXX	XXX	XXX	XXX	XXX	XXX	XXX		XXX	XXX
12. Totals												

SCHEDULE P - PART 2G - SPECIAL LIABILITY (OCEAN MARINE, AIRCRAFT (ALL PERILS),  
BOILER AND MACHINERY)

1. Prior.....	17,557	17,329	15,464	12,454	11,274	9,897	9,944	10,460	8,407	8,393	(13)	(2,067)
2. 2015.....	32,584	28,896	27,741	27,472	27,365	26,940	26,963	26,948	26,907	26,853	(54)	(95)
3. 2016.....	XXX	32,467	37,184	34,725	35,053	34,884	34,920	34,731	34,612	34,638	26	(93)
4. 2017.....	XXX	XXX	77,371	85,342	82,669	82,973	84,030	83,991	83,410	83,215	(195)	(776)
5. 2018.....	XXX	XXX	XXX	72,529	75,903	71,273	71,384	71,717	71,396	74,002	2,606	2,284
6. 2019.....	XXX	XXX	XXX	XXX	76,939	72,129	72,119	76,934	74,691	74,448	(243)	(2,486)
7. 2020.....	XXX	XXX	XXX	XXX	XXX	45,149	49,546	54,763	54,308	57,329	3,020	2,566
8. 2021.....	XXX	XXX	XXX	XXX	XXX	XXX	63,114	60,078	62,133	64,893	2,761	4,815
9. 2022.....	XXX	XXX	XXX	XXX	XXX	XXX	XXX	40,935	54,496	56,447	1,951	15,513
10. 2023.....	XXX	XXX	XXX	XXX	XXX	XXX	XXX	XXX	38,669	39,343	673	XXX
11. 2024	XXX	XXX	XXX	XXX	XXX	XXX	XXX	XXX	XXX	61,310	XXX	XXX
12. Totals											10,531	19,660

SCHEDULE P - PART 2H - SECTION 1 - OTHER LIABILITY - OCCURRENCE

1. Prior.....	86,343	83,878	85,837	85,688	86,060	85,913	85,973	85,820	116,510	135,798	19,288	49,978
2. 2015.....	0	0	0	0	0	0	0	0	0	0	0	0
3. 2016.....	XXX	0	0	0	0	0	0	0	0	0	0	0
4. 2017.....	XXX	XXX	0	0	0	0	0	0	0	0	0	0
5. 2018.....	XXX	XXX	XXX	0	0	0	0	0	0	0	0	0
6. 2019.....	XXX	XXX	XXX	XXX	0	0	0	0	0	0	0	0
7. 2020.....	XXX	XXX	XXX	XXX	XXX	0	0	0	0	0	0	0
8. 2021.....	XXX	XXX	XXX	XXX	XXX	XXX	0	0	0	0	0	0
9. 2022.....	XXX	XXX	XXX	XXX	XXX	XXX	XXX	0	0	0	0	0
10. 2023.....	XXX	XXX	XXX	XXX	XXX	XXX	XXX	XXX	0	0	0	XXX
11. 2024	XXX	XXX	XXX	XXX	XXX	XXX	XXX	XXX	XXX	0	XXX	XXX
12. Totals											19,288	49,978

SCHEDULE P - PART 2H - SECTION 2 - OTHER LIABILITY - CLAIMS-MADE

1. Prior.....												
2. 2015.....												
3. 2016.....	XXX											
4. 2017.....	XXX	XXX										
5. 2018.....	XXX	XXX	XXX									
6. 2019.....	XXX	XXX	XXX	XXX								
7. 2020.....	XXX	XXX	XXX	XXX	XXX							
8. 2021.....	XXX	XXX	XXX	XXX	XXX	XXX						
9. 2022.....	XXX	XXX	XXX	XXX	XXX	XXX	XXX					
10. 2023.....	XXX	XXX	XXX	XXX	XXX	XXX	XXX	XXX				XXX
11. 2024	XXX	XXX	XXX	XXX	XXX	XXX	XXX	XXX	XXX		XXX	XXX
12. Totals												



ANNUAL STATEMENT FOR THE YEAR 2024 OF THE AFFILIATED FM INSURANCE COMPANY

SCHEDULE P - PART 2I - SPECIAL PROPERTY (FIRE, ALLIED LINES, INLAND MARINE, EARTHQUAKE, BURGLARY, AND THEFT)

Years in Which Losses Were Incurred	INCURRED NET LOSSES AND DEFENSE AND COST CONTAINMENT EXPENSES REPORTED AT YEAR END (\$000 OMITTED)										DEVELOPMENT	
	1 2015	2 2016	3 2017	4 2018	5 2019	6 2020	7 2021	8 2022	9 2023	10 2024	11 One Year	12 Two Year
1. Prior.....	63,329	58,489	38,734	38,418	38,879	35,731	37,275	36,612	36,045	35,668	(377)	(944)
2. 2015.....	285,945	278,329	283,852	286,695	289,099	292,499	294,301	291,890	291,715	291,940	225	50
3. 2016.....	XXX	511,360	489,831	511,193	500,656	502,429	504,564	514,203	518,200	517,748	(452)	3,545
4. 2017.....	XXX	XXX	423,920	448,576	438,026	435,143	440,022	443,570	452,894	471,345	18,451	27,775
5. 2018.....	XXX	XXX	XXX	666,296	639,994	620,166	653,619	657,040	649,086	654,768	5,681	(2,272)
6. 2019.....	XXX	XXX	XXX	XXX	341,647	346,863	331,444	334,407	331,619	332,453	834	(1,954)
7. 2020.....	XXX	XXX	XXX	XXX	XXX	394,763	376,273	376,144	357,332	362,515	5,183	(13,629)
8. 2021.....	XXX	XXX	XXX	XXX	XXX	XXX	380,577	384,642	376,865	364,282	(12,583)	(20,360)
9. 2022.....	XXX	XXX	XXX	XXX	XXX	XXX	XXX	500,261	519,649	533,010	13,361	32,749
10. 2023.....	XXX	XXX	XXX	XXX	XXX	XXX	XXX	XXX	519,668	477,416	(42,252)	XXX
11. 2024.....	XXX	XXX	XXX	XXX	XXX	XXX	XXX	XXX	XXX	614,475	XXX	XXX
12. Totals											(11,928)	24,961

SCHEDULE P - PART 2J - AUTO PHYSICAL DAMAGE

1. Prior.....												
2. 2015.....												
3. 2016.....	XXX											
4. 2017.....	XXX	XXX										
5. 2018.....	XXX	XXX	XXX									
6. 2019.....	XXX	XXX	XXX	XXX	XXX	XXX	XXX	XXX	XXX	XXX		
7. 2020.....	XXX	XXX	XXX	XXX	XXX	XXX	XXX	XXX	XXX	XXX		
8. 2021.....	XXX	XXX	XXX	XXX	XXX	XXX	XXX	XXX	XXX	XXX		
9. 2022.....	XXX	XXX	XXX	XXX	XXX	XXX	XXX	XXX	XXX	XXX		
10. 2023.....	XXX	XXX	XXX	XXX	XXX	XXX	XXX	XXX	XXX	XXX		XXX
11. 2024.....	XXX	XXX	XXX	XXX	XXX	XXX	XXX	XXX	XXX	XXX	XXX	XXX
12. Totals												

SCHEDULE P - PART 2K - FIDELITY/SURETY

1. Prior.....	0	0	0	0	0	0	0	0	(8)	(29)	(21)	(29)
2. 2015.....	0	0	0	0	0	0	0	0	0	0	0	0
3. 2016.....	XXX	0	0	0	0	0	0	0	0	0	0	0
4. 2017.....	XXX	XXX	0	0	0	0	0	0	0	0	0	0
5. 2018.....	XXX	XXX	XXX	0	0	0	0	0	0	0	0	0
6. 2019.....	XXX	XXX	XXX	XXX	0	0	0	0	0	0	0	0
7. 2020.....	XXX	XXX	XXX	XXX	XXX	0	0	0	0	0	0	0
8. 2021.....	XXX	XXX	XXX	XXX	XXX	XXX	0	0	0	0	0	0
9. 2022.....	XXX	XXX	XXX	XXX	XXX	XXX	XXX	0	0	0	0	0
10. 2023.....	XXX	XXX	XXX	XXX	XXX	XXX	XXX	XXX	0	287	287	XXX
11. 2024.....	XXX	XXX	XXX	XXX	XXX	XXX	XXX	XXX	XXX	0	XXX	XXX
12. Totals											266	(29)

SCHEDULE P - PART 2L - OTHER (INCLUDING CREDIT, ACCIDENT AND HEALTH)

1. Prior.....												
2. 2015.....												
3. 2016.....	XXX											
4. 2017.....	XXX	XXX										
5. 2018.....	XXX	XXX	XXX									
6. 2019.....	XXX	XXX	XXX	XXX	XXX	XXX	XXX	XXX	XXX	XXX		
7. 2020.....	XXX	XXX	XXX	XXX	XXX	XXX	XXX	XXX	XXX	XXX		
8. 2021.....	XXX	XXX	XXX	XXX	XXX	XXX	XXX	XXX	XXX	XXX		
9. 2022.....	XXX	XXX	XXX	XXX	XXX	XXX	XXX	XXX	XXX	XXX		
10. 2023.....	XXX	XXX	XXX	XXX	XXX	XXX	XXX	XXX	XXX	XXX		XXX
11. 2024.....	XXX	XXX	XXX	XXX	XXX	XXX	XXX	XXX	XXX	XXX	XXX	XXX
12. Totals												

SCHEDULE P - PART 2M - INTERNATIONAL

1. Prior.....												
2. 2015.....												
3. 2016.....	XXX											
4. 2017.....	XXX	XXX										
5. 2018.....	XXX	XXX	XXX									
6. 2019.....	XXX	XXX	XXX	XXX	XXX	XXX	XXX	XXX	XXX	XXX		
7. 2020.....	XXX	XXX	XXX	XXX	XXX	XXX	XXX	XXX	XXX	XXX		
8. 2021.....	XXX	XXX	XXX	XXX	XXX	XXX	XXX	XXX	XXX	XXX		
9. 2022.....	XXX	XXX	XXX	XXX	XXX	XXX	XXX	XXX	XXX	XXX		
10. 2023.....	XXX	XXX	XXX	XXX	XXX	XXX	XXX	XXX	XXX	XXX		XXX
11. 2024.....	XXX	XXX	XXX	XXX	XXX	XXX	XXX	XXX	XXX	XXX	XXX	XXX
12. Totals												

SCHEDULE P - PART 2N - REINSURANCE  
NONPROPORTIONAL ASSUMED PROPERTY

Years in Which Losses Were Incurred	INCURRED NET LOSSES AND DEFENSE AND COST CONTAINMENT EXPENSES REPORTED AT YEAR END (\$000 OMITTED)										DEVELOPMENT	
	1 2015	2 2016	3 2017	4 2018	5 2019	6 2020	7 2021	8 2022	9 2023	10 2024	11 One Year	12 Two Year
1. Prior.....	0	0	0	0	0	0	(1)	(1)	(1)	(1)	0	0
2. 2015.....	(122,920)	(122,920)	(122,920)	(122,920)	(122,920)	(122,920)	(122,920)	(122,920)	(122,920)	(122,920)	0	0
3. 2016.....	XXX	(431,632)	(431,632)	(431,632)	(431,632)	(431,632)	(431,632)	(431,632)	(431,632)	(431,632)	0	0
4. 2017.....	XXX	XXX	(47,779)	(47,779)	(47,779)	(47,779)	(47,779)	(47,779)	(47,779)	(47,779)	0	0
5. 2018.....	XXX	XXX	XXX	(480,135)	(480,135)	(480,135)	(480,136)	(480,136)	(480,136)	(480,136)	0	0
6. 2019.....	XXX	XXX	XXX	XXX	(156,128)	(156,128)	(156,128)	(156,128)	(156,128)	(156,128)	0	0
7. 2020.....	XXX	XXX	XXX	XXX	XXX	(66,596)	(66,597)	(66,597)	(66,597)	(66,597)	0	0
8. 2021.....	XXX	XXX	XXX	XXX	XXX	XXX	(148,031)	(148,031)	(148,031)	(148,031)	0	0
9. 2022.....	XXX	XXX	XXX	XXX	XXX	XXX	XXX	(259,423)	(259,423)	(259,423)	0	0
10. 2023.....	XXX	XXX	XXX	XXX	XXX	XXX	XXX	XXX	(351,541)	(351,541)	0	XXX
11. 2024	XXX	XXX	XXX	XXX	XXX	XXX	XXX	XXX	XXX	(155,929)	XXX	XXX
12. Totals											0	0

SCHEDULE P - PART 2O - REINSURANCE  
NONPROPORTIONAL ASSUMED LIABILITY

1. Prior.....	1,349	1,541	1,735	1,954	1,355	1,386	1,500	1,521	1,542	1,716	174	196
2. 2015.....	0	0	0	0	0	0	0	0	0	0	0	0
3. 2016.....	XXX	0	0	0	0	0	0	0	0	0	0	0
4. 2017.....	XXX	XXX	0	0	0	0	0	0	0	0	0	0
5. 2018.....	XXX	XXX	XXX	0	0	0	0	0	0	0	0	0
6. 2019.....	XXX	XXX	XXX	XXX	0	0	0	0	0	0	0	0
7. 2020.....	XXX	XXX	XXX	XXX	XXX	0	0	0	0	0	0	0
8. 2021.....	XXX	XXX	XXX	XXX	XXX	XXX	0	0	0	0	0	0
9. 2022.....	XXX	XXX	XXX	XXX	XXX	XXX	XXX	0	0	0	0	0
10. 2023.....	XXX	XXX	XXX	XXX	XXX	XXX	XXX	XXX	0	0	0	XXX
11. 2024	XXX	XXX	XXX	XXX	XXX	XXX	XXX	XXX	XXX	0	XXX	XXX
12. Totals											174	196

SCHEDULE P - PART 2P - REINSURANCE  
NONPROPORTIONAL ASSUMED FINANCIAL LINES

1. Prior.....												
2. 2015.....												
3. 2016.....	XXX											
4. 2017.....	XXX	XXX										
5. 2018.....	XXX	XXX	XXX									
6. 2019.....	XXX	XXX	XXX	XXX								
7. 2020.....	XXX	XXX	XXX	XXX	XXX							
8. 2021.....	XXX	XXX	XXX	XXX	XXX	XXX						
9. 2022.....	XXX	XXX	XXX	XXX	XXX	XXX	XXX					
10. 2023.....	XXX	XXX	XXX	XXX	XXX	XXX	XXX	XXX				XXX
11. 2024	XXX	XXX	XXX	XXX	XXX	XXX	XXX	XXX	XXX		XXX	XXX
12. Totals												

ANNUAL STATEMENT FOR THE YEAR 2024 OF THE AFFILIATED FM INSURANCE COMPANY

**SCHEDULE P - PART 2R - SECTION 1 - PRODUCTS LIABILITY - OCCURRENCE**

Years in Which Losses Were Incurred	INCURRED NET LOSSES AND DEFENSE AND COST CONTAINMENT EXPENSES REPORTED AT YEAR END (\$000 OMITTED)										DEVELOPMENT	
	1 2015	2 2016	3 2017	4 2018	5 2019	6 2020	7 2021	8 2022	9 2023	10 2024	11 One Year	12 Two Year
1. Prior.....	43,727	45,205	59,845	59,627	58,893	58,749	60,084	59,894	58,036	57,447	(588)	(2,446)
2. 2015.....	0	0	0	0	0	0	0	0	0	0	0	0
3. 2016.....	XXX	0	0	0	0	0	0	0	0	0	0	0
4. 2017.....	XXX	XXX	0	0	0	0	0	0	0	0	0	0
5. 2018.....	XXX	XXX	XXX	0	0	0	0	0	0	0	0	0
6. 2019.....	XXX	XXX	XXX	XXX	0	0	0	0	0	0	0	0
7. 2020.....	XXX	XXX	XXX	XXX	XXX	0	0	0	0	0	0	0
8. 2021.....	XXX	XXX	XXX	XXX	XXX	XXX	0	0	0	0	0	0
9. 2022.....	XXX	XXX	XXX	XXX	XXX	XXX	XXX	0	0	0	0	0
10. 2023.....	XXX	XXX	XXX	XXX	XXX	XXX	XXX	XXX	0	0	0	XXX
11. 2024.....	XXX	XXX	XXX	XXX	XXX	XXX	XXX	XXX	XXX	0	XXX	XXX
12. Totals											(588)	(2,446)

**SCHEDULE P - PART 2R - SECTION 2 - PRODUCTS LIABILITY - CLAIMS-MADE**

1. Prior.....												
2. 2015.....												
3. 2016.....	XXX											
4. 2017.....	XXX	XXX										
5. 2018.....	XXX	XXX	XXX									
6. 2019.....	XXX	XXX	XXX	XXX								
7. 2020.....	XXX	XXX	XXX	XXX	XXX							
8. 2021.....	XXX	XXX	XXX	XXX	XXX	XXX						
9. 2022.....	XXX	XXX	XXX	XXX	XXX	XXX	XXX					
10. 2023.....	XXX	XXX	XXX	XXX	XXX	XXX	XXX	XXX				XXX
11. 2024.....	XXX	XXX	XXX	XXX	XXX	XXX	XXX	XXX	XXX		XXX	XXX
12. Totals												

**SCHEDULE P - PART 2S - FINANCIAL GUARANTY/MORTGAGE GUARANTY**

1. Prior.....												
2. 2015.....												
3. 2016.....	XXX											
4. 2017.....	XXX	XXX										
5. 2018.....	XXX	XXX	XXX									
6. 2019.....	XXX	XXX	XXX	XXX								
7. 2020.....	XXX	XXX	XXX	XXX	XXX							
8. 2021.....	XXX	XXX	XXX	XXX	XXX	XXX						
9. 2022.....	XXX	XXX	XXX	XXX	XXX	XXX	XXX					
10. 2023.....	XXX	XXX	XXX	XXX	XXX	XXX	XXX	XXX				XXX
11. 2024.....	XXX	XXX	XXX	XXX	XXX	XXX	XXX	XXX	XXX		XXX	XXX
12. Totals												

**SCHEDULE P - PART 2T - WARRANTY**

1. Prior.....												
2. 2015.....												
3. 2016.....	XXX											
4. 2017.....	XXX	XXX										
5. 2018.....	XXX	XXX	XXX									
6. 2019.....	XXX	XXX	XXX	XXX								
7. 2020.....	XXX	XXX	XXX	XXX	XXX							
8. 2021.....	XXX	XXX	XXX	XXX	XXX	XXX						
9. 2022.....	XXX	XXX	XXX	XXX	XXX	XXX	XXX					
10. 2023.....	XXX	XXX	XXX	XXX	XXX	XXX	XXX	XXX				XXX
11. 2024.....	XXX	XXX	XXX	XXX	XXX	XXX	XXX	XXX	XXX		XXX	XXX
12. Totals												

**SCHEDULE P - PART 2U - PET INSURANCE PLANS**

1. Prior.....												
2. 2015.....												
3. 2016.....	XXX											
4. 2017.....	XXX	XXX										
5. 2018.....	XXX	XXX	XXX									
6. 2019.....	XXX	XXX	XXX	XXX								
7. 2020.....	XXX	XXX	XXX	XXX	XXX							
8. 2021.....	XXX	XXX	XXX	XXX	XXX	XXX						
9. 2022.....	XXX	XXX	XXX	XXX	XXX	XXX	XXX					
10. 2023.....	XXX	XXX	XXX	XXX	XXX	XXX	XXX	XXX				XXX
11. 2024.....	XXX	XXX	XXX	XXX	XXX	XXX	XXX	XXX	XXX		XXX	XXX
12. Totals												

ANNUAL STATEMENT FOR THE YEAR 2024 OF THE AFFILIATED FM INSURANCE COMPANY

SCHEDULE P - PART 3A - HOMEOWNERS/FARMOWNERS

Years in Which Losses Were Incurred	CUMULATIVE PAID NET LOSSES AND DEFENSE AND COST CONTAINMENT EXPENSES REPORTED AT YEAR END (\$000 OMITTED)										11 Number of Claims Closed With Loss Payment	12 Number of Claims Closed Without Loss Payment
	1	2	3	4	5	6	7	8	9	10		
	2015	2016	2017	2018	2019	2020	2021	2022	2023	2024		
1. Prior.....	000.....	212.....	223.....	241.....	241.....	241.....	241.....	242.....	242.....	247.....	10,169.....	0.....
2. 2015.....	974.....	2,338.....	2,629.....	2,629.....	2,629.....	2,629.....	2,629.....	2,629.....	2,629.....	2,629.....	162.....	26.....
3. 2016.....	XXX.....	364.....	522.....	522.....	522.....	522.....	522.....	522.....	522.....	522.....	65.....	17.....
4. 2017.....	XXX.....	XXX.....	566.....	1,019.....	1,138.....	1,240.....	1,240.....	1,240.....	1,245.....	1,245.....	100.....	26.....
5. 2018.....	XXX.....	XXX.....	XXX.....	851.....	1,080.....	1,114.....	1,123.....	1,123.....	1,123.....	1,123.....	88.....	37.....
6. 2019.....	XXX.....	XXX.....	XXX.....	XXX.....	643.....	889.....	909.....	909.....	963.....	963.....	67.....	21.....
7. 2020.....	XXX.....	XXX.....	XXX.....	XXX.....	XXX.....	853.....	1,549.....	1,513.....	1,558.....	1,558.....	82.....	24.....
8. 2021.....	XXX.....	XXX.....	XXX.....	XXX.....	XXX.....	XXX.....	1,045.....	1,511.....	1,530.....	1,530.....	54.....	24.....
9. 2022.....	XXX.....	XXX.....	XXX.....	XXX.....	XXX.....	XXX.....	XXX.....	1,528.....	2,393.....	2,566.....	62.....	22.....
10. 2023.....	XXX.....	XXX.....	XXX.....	XXX.....	XXX.....	XXX.....	XXX.....	XXX.....	404.....	768.....	50.....	13.....
11. 2024.....	XXX.....	XXX.....	XXX.....	XXX.....	XXX.....	XXX.....	XXX.....	XXX.....	XXX.....	514.....	47.....	4.....

SCHEDULE P - PART 3B - PRIVATE PASSENGER AUTO LIABILITY/MEDICAL

1. Prior.....	000.....											
2. 2015.....												
3. 2016.....	XXX.....											
4. 2017.....	XXX.....	XXX.....										
5. 2018.....	XXX.....	XXX.....	XXX.....									
6. 2019.....	XXX.....	XXX.....	XXX.....	XXX.....								
7. 2020.....	XXX.....	XXX.....	XXX.....	XXX.....	XXX.....							
8. 2021.....	XXX.....	XXX.....	XXX.....	XXX.....	XXX.....	XXX.....						
9. 2022.....	XXX.....	XXX.....	XXX.....	XXX.....	XXX.....	XXX.....	XXX.....					
10. 2023.....	XXX.....	XXX.....	XXX.....	XXX.....	XXX.....	XXX.....	XXX.....	XXX.....				
11. 2024.....	XXX.....	XXX.....	XXX.....	XXX.....	XXX.....	XXX.....	XXX.....	XXX.....	XXX.....			

NONE

SCHEDULE P - PART 3C - COMMERCIAL AUTO/TRUCK LIABILITY/MEDICAL

1. Prior.....	000.....											
2. 2015.....												
3. 2016.....	XXX.....											
4. 2017.....	XXX.....	XXX.....										
5. 2018.....	XXX.....	XXX.....	XXX.....									
6. 2019.....	XXX.....	XXX.....	XXX.....	XXX.....								
7. 2020.....	XXX.....	XXX.....	XXX.....	XXX.....	XXX.....							
8. 2021.....	XXX.....	XXX.....	XXX.....	XXX.....	XXX.....	XXX.....						
9. 2022.....	XXX.....	XXX.....	XXX.....	XXX.....	XXX.....	XXX.....	XXX.....					
10. 2023.....	XXX.....	XXX.....	XXX.....	XXX.....	XXX.....	XXX.....	XXX.....	XXX.....				
11. 2024.....	XXX.....	XXX.....	XXX.....	XXX.....	XXX.....	XXX.....	XXX.....	XXX.....	XXX.....			

NONE

SCHEDULE P - PART 3D - WORKERS' COMPENSATION  
(EXCLUDING EXCESS WORKERS' COMPENSATION)

1. Prior.....	000.....	130.....	207.....	356.....	460.....	544.....	680.....	830.....	728.....	752.....	93,378.....	0.....
2. 2015.....	0.....	0.....	0.....	0.....	0.....	0.....	0.....	0.....	0.....	0.....	0.....	0.....
3. 2016.....	XXX.....	0.....	0.....	0.....	0.....	0.....	0.....	0.....	0.....	0.....	0.....	0.....
4. 2017.....	XXX.....	XXX.....	0.....	0.....	0.....	0.....	0.....	0.....	0.....	0.....	0.....	0.....
5. 2018.....	XXX.....	XXX.....	XXX.....	0.....	0.....	0.....	0.....	0.....	0.....	0.....	0.....	0.....
6. 2019.....	XXX.....	XXX.....	XXX.....	XXX.....	0.....	0.....	0.....	0.....	0.....	0.....	0.....	0.....
7. 2020.....	XXX.....	XXX.....	XXX.....	XXX.....	XXX.....	0.....	0.....	0.....	0.....	0.....	0.....	0.....
8. 2021.....	XXX.....	XXX.....	XXX.....	XXX.....	XXX.....	XXX.....	0.....	0.....	0.....	0.....	0.....	0.....
9. 2022.....	XXX.....	XXX.....	XXX.....	XXX.....	XXX.....	XXX.....	XXX.....	0.....	0.....	0.....	0.....	0.....
10. 2023.....	XXX.....	XXX.....	XXX.....	XXX.....	XXX.....	XXX.....	XXX.....	XXX.....	0.....	0.....	0.....	0.....
11. 2024.....	XXX.....	XXX.....	XXX.....	XXX.....	XXX.....	XXX.....	XXX.....	XXX.....	XXX.....	0.....	0.....	0.....

SCHEDULE P - PART 3E - COMMERCIAL MULTIPLE PERIL

1. Prior.....	000.....	1,297.....	17.....	82.....	105.....	127.....	164.....	2,087.....	2,103.....	2,103.....	11,015.....	0.....
2. 2015.....	7,373.....	11,636.....	12,526.....	12,520.....	12,521.....	12,521.....	12,522.....	12,522.....	12,522.....	12,522.....	34.....	57.....
3. 2016.....	XXX.....	17,320.....	64,929.....	94,844.....	95,323.....	105,829.....	114,988.....	114,985.....	114,987.....	115,008.....	73.....	60.....
4. 2017.....	XXX.....	XXX.....	5,731.....	13,889.....	24,858.....	24,869.....	25,272.....	25,272.....	25,354.....	25,259.....	41.....	72.....
5. 2018.....	XXX.....	XXX.....	XXX.....	26,818.....	73,113.....	80,392.....	81,264.....	86,704.....	86,704.....	86,704.....	64.....	72.....
6. 2019.....	XXX.....	XXX.....	XXX.....	XXX.....	9,640.....	41,413.....	43,225.....	43,363.....	43,509.....	49,422.....	56.....	60.....
7. 2020.....	XXX.....	XXX.....	XXX.....	XXX.....	XXX.....	8,748.....	22,851.....	25,384.....	26,119.....	26,065.....	49.....	58.....
8. 2021.....	XXX.....	XXX.....	XXX.....	XXX.....	XXX.....	XXX.....	5,356.....	9,451.....	11,037.....	11,072.....	21.....	26.....
9. 2022.....	XXX.....	XXX.....	XXX.....	XXX.....	XXX.....	XXX.....	XXX.....	0.....	1.....	1.....	0.....	8.....
10. 2023.....	XXX.....	XXX.....	XXX.....	XXX.....	XXX.....	XXX.....	XXX.....	XXX.....	0.....	0.....	0.....	0.....
11. 2024.....	XXX.....	XXX.....	XXX.....	XXX.....	XXX.....	XXX.....	XXX.....	XXX.....	XXX.....	0.....	0.....	0.....

ANNUAL STATEMENT FOR THE YEAR 2024 OF THE AFFILIATED FM INSURANCE COMPANY

SCHEDULE P - PART 3F - SECTION 1 - MEDICAL PROFESSIONAL LIABILITY - OCCURRENCE

Years in Which Losses Were Incurred	CUMULATIVE PAID NET LOSSES AND DEFENSE AND COST CONTAINMENT EXPENSES REPORTED AT YEAR END (\$000 OMITTED)										11 Number of Claims Closed With Loss Payment	12 Number of Claims Closed Without Loss Payment
	1	2	3	4	5	6	7	8	9	10		
	2015	2016	2017	2018	2019	2020	2021	2022	2023	2024		
1. Prior.....	000.....											
2. 2015.....												
3. 2016.....	XXX.....											
4. 2017.....	XXX.....	XXX.....										
5. 2018.....	XXX.....	XXX.....	XXX.....									
6. 2019.....	XXX.....	XXX.....	XXX.....	XXX.....								
7. 2020.....	XXX.....	XXX.....	XXX.....	XXX.....	XXX.....	XXX.....						
8. 2021.....	XXX.....	XXX.....	XXX.....	XXX.....	XXX.....	XXX.....	XXX.....					
9. 2022.....	XXX.....	XXX.....	XXX.....	XXX.....	XXX.....	XXX.....	XXX.....	XXX.....				
10. 2023.....	XXX.....	XXX.....	XXX.....	XXX.....	XXX.....	XXX.....	XXX.....	XXX.....	XXX.....			
11. 2024.....	XXX.....	XXX.....	XXX.....	XXX.....	XXX.....	XXX.....	XXX.....	XXX.....	XXX.....			

SCHEDULE P - PART 3F - SECTION 2 - MEDICAL PROFESSIONAL LIABILITY - CLAIMS-MADE

1. Prior.....	000.....											
2. 2015.....												
3. 2016.....	XXX.....											
4. 2017.....	XXX.....	XXX.....										
5. 2018.....	XXX.....	XXX.....	XXX.....									
6. 2019.....	XXX.....	XXX.....	XXX.....	XXX.....								
7. 2020.....	XXX.....	XXX.....	XXX.....	XXX.....	XXX.....	XXX.....						
8. 2021.....	XXX.....	XXX.....	XXX.....	XXX.....	XXX.....	XXX.....	XXX.....					
9. 2022.....	XXX.....	XXX.....	XXX.....	XXX.....	XXX.....	XXX.....	XXX.....	XXX.....				
10. 2023.....	XXX.....	XXX.....	XXX.....	XXX.....	XXX.....	XXX.....	XXX.....	XXX.....	XXX.....			
11. 2024.....	XXX.....	XXX.....	XXX.....	XXX.....	XXX.....	XXX.....	XXX.....	XXX.....	XXX.....			

SCHEDULE P - PART 3G - SPECIAL LIABILITY (OCEAN MARINE, AIRCRAFT (ALL PERILS), BOILER AND MACHINERY)

1. Prior.....	000.....	14,385.....	12,563.....	10,040.....	9,304.....	8,751.....	8,814.....	8,269.....	8,282.....	8,288.....	XXX.....	XXX.....
2. 2015.....	11,069.....	22,872.....	25,365.....	26,739.....	26,664.....	26,454.....	26,458.....	26,448.....	26,448.....	26,419.....	XXX.....	XXX.....
3. 2016.....	XXX.....	8,940.....	28,185.....	33,647.....	34,853.....	34,768.....	34,689.....	34,629.....	34,629.....	34,638.....	XXX.....	XXX.....
4. 2017.....	XXX.....	XXX.....	26,223.....	71,844.....	79,046.....	82,580.....	83,168.....	82,963.....	83,063.....	83,063.....	XXX.....	XXX.....
5. 2018.....	XXX.....	XXX.....	XXX.....	16,972.....	65,940.....	68,348.....	70,897.....	70,951.....	71,074.....	73,787.....	XXX.....	XXX.....
6. 2019.....	XXX.....	XXX.....	XXX.....	XXX.....	37,023.....	59,348.....	62,400.....	67,276.....	66,220.....	66,257.....	XXX.....	XXX.....
7. 2020.....	XXX.....	XXX.....	XXX.....	XXX.....	XXX.....	14,247.....	38,495.....	42,586.....	57,933.....	60,306.....	XXX.....	XXX.....
8. 2021.....	XXX.....	XXX.....	XXX.....	XXX.....	XXX.....	XXX.....	20,648.....	44,090.....	49,942.....	61,880.....	XXX.....	XXX.....
9. 2022.....	XXX.....	XXX.....	XXX.....	XXX.....	XXX.....	XXX.....	XXX.....	14,187.....	41,811.....	52,363.....	XXX.....	XXX.....
10. 2023.....	XXX.....	XXX.....	XXX.....	XXX.....	XXX.....	XXX.....	XXX.....	XXX.....	9,210.....	25,845.....	XXX.....	XXX.....
11. 2024.....	XXX.....	XXX.....	XXX.....	XXX.....	XXX.....	XXX.....	XXX.....	XXX.....	XXX.....	20,116.....	XXX.....	XXX.....

SCHEDULE P - PART 3H - SECTION 1 - OTHER LIABILITY - OCCURRENCE

1. Prior.....	000.....	1,129.....	1,801.....	3,057.....	4,078.....	3,915.....	4,543.....	5,119.....	5,470.....	8,030.....	12,928.....	0.....
2. 2015.....	0.....	0.....	0.....	0.....	0.....	0.....	0.....	0.....	0.....	0.....	0.....	0.....
3. 2016.....	XXX.....	0.....	0.....	0.....	0.....	0.....	0.....	0.....	0.....	0.....	0.....	0.....
4. 2017.....	XXX.....	XXX.....	0.....	0.....	0.....	0.....	0.....	0.....	0.....	0.....	0.....	0.....
5. 2018.....	XXX.....	XXX.....	XXX.....	0.....	0.....	0.....	0.....	0.....	0.....	0.....	0.....	0.....
6. 2019.....	XXX.....	XXX.....	XXX.....	XXX.....	0.....	0.....	0.....	0.....	0.....	0.....	0.....	0.....
7. 2020.....	XXX.....	XXX.....	XXX.....	XXX.....	XXX.....	0.....	0.....	0.....	0.....	0.....	0.....	0.....
8. 2021.....	XXX.....	XXX.....	XXX.....	XXX.....	XXX.....	XXX.....	0.....	0.....	0.....	0.....	0.....	0.....
9. 2022.....	XXX.....	XXX.....	XXX.....	XXX.....	XXX.....	XXX.....	XXX.....	0.....	0.....	0.....	0.....	0.....
10. 2023.....	XXX.....	XXX.....	XXX.....	XXX.....	XXX.....	XXX.....	XXX.....	XXX.....	0.....	0.....	0.....	0.....
11. 2024.....	XXX.....	XXX.....	XXX.....	XXX.....	XXX.....	XXX.....	XXX.....	XXX.....	XXX.....	0.....	0.....	0.....

SCHEDULE P - PART 3H - SECTION 2 - OTHER LIABILITY - CLAIMS-MADE

1. Prior.....	000.....											
2. 2015.....												
3. 2016.....	XXX.....											
4. 2017.....	XXX.....	XXX.....										
5. 2018.....	XXX.....	XXX.....	XXX.....									
6. 2019.....	XXX.....	XXX.....	XXX.....	XXX.....								
7. 2020.....	XXX.....	XXX.....	XXX.....	XXX.....	XXX.....	XXX.....						
8. 2021.....	XXX.....	XXX.....	XXX.....	XXX.....	XXX.....	XXX.....	XXX.....					
9. 2022.....	XXX.....	XXX.....	XXX.....	XXX.....	XXX.....	XXX.....	XXX.....	XXX.....				
10. 2023.....	XXX.....	XXX.....	XXX.....	XXX.....	XXX.....	XXX.....	XXX.....	XXX.....	XXX.....			
11. 2024.....	XXX.....	XXX.....	XXX.....	XXX.....	XXX.....	XXX.....	XXX.....	XXX.....	XXX.....			

ANNUAL STATEMENT FOR THE YEAR 2024 OF THE AFFILIATED FM INSURANCE COMPANY

SCHEDULE P - PART 3I - SPECIAL PROPERTY (FIRE, ALLIED LINES, INLAND MARINE, EARTHQUAKE, BURGLARY, AND THEFT)

Years in Which Losses Were Incurred	CUMULATIVE PAID NET LOSSES AND DEFENSE AND COST CONTAINMENT EXPENSES REPORTED AT YEAR END (\$000 OMITTED)										11 Number of Claims Closed With Loss Payment	12 Number of Claims Closed Without Loss Payment
	1	2	3	4	5	6	7	8	9	10		
	2015	2016	2017	2018	2019	2020	2021	2022	2023	2024		
1. Prior.....	000.....	24,745	36,596	37,788	37,655	35,413	36,685	36,368	35,278	35,492	XXX.....	XXX.....
2. 2015.....	154,043	250,003	277,902	282,969	286,148	291,219	293,966	291,588	291,673	291,931	XXX.....	XXX.....
3. 2016.....	XXX.....	246,208	427,397	489,555	499,524	502,021	503,043	513,638	518,113	517,643	XXX.....	XXX.....
4. 2017.....	XXX.....	XXX.....	173,483	358,536	429,255	434,399	437,234	441,651	452,579	471,675	XXX.....	XXX.....
5. 2018.....	XXX.....	XXX.....	XXX.....	254,252	509,653	589,260	622,637	634,670	647,885	654,524	XXX.....	XXX.....
6. 2019.....	XXX.....	XXX.....	XXX.....	XXX.....	189,959	346,792	336,484	327,597	329,250	331,428	XXX.....	XXX.....
7. 2020.....	XXX.....	XXX.....	XXX.....	XXX.....	XXX.....	124,939	289,036	353,508	366,854	357,523	XXX.....	XXX.....
8. 2021.....	XXX.....	XXX.....	XXX.....	XXX.....	XXX.....	XXX.....	157,068	323,993	361,406	356,331	XXX.....	XXX.....
9. 2022.....	XXX.....	XXX.....	XXX.....	XXX.....	XXX.....	XXX.....	XXX.....	127,995	428,800	505,375	XXX.....	XXX.....
10. 2023.....	XXX.....	XXX.....	XXX.....	XXX.....	XXX.....	XXX.....	XXX.....	XXX.....	199,853	393,833	XXX.....	XXX.....
11. 2024.....	XXX.....	XXX.....	XXX.....	XXX.....	XXX.....	XXX.....	XXX.....	XXX.....	XXX.....	303,680	XXX.....	XXX.....

SCHEDULE P - PART 3J - AUTO PHYSICAL DAMAGE

1. Prior.....	000.....											
2. 2015.....												
3. 2016.....	XXX.....											
4. 2017.....	XXX.....	XXX.....										
5. 2018.....	XXX.....	XXX.....	XXX.....									
6. 2019.....	XXX.....	XXX.....	XXX.....	XXX.....								
7. 2020.....	XXX.....	XXX.....	XXX.....	XXX.....	XXX.....							
8. 2021.....	XXX.....	XXX.....	XXX.....	XXX.....	XXX.....	XXX.....						
9. 2022.....	XXX.....	XXX.....	XXX.....	XXX.....	XXX.....	XXX.....	XXX.....					
10. 2023.....	XXX.....	XXX.....	XXX.....	XXX.....	XXX.....	XXX.....	XXX.....	XXX.....				
11. 2024.....	XXX.....	XXX.....	XXX.....	XXX.....	XXX.....	XXX.....	XXX.....	XXX.....	XXX.....			

NONE

SCHEDULE P - PART 3K - FIDELITY/SURETY

1.	Prior.....	000.....	0	0	0	0	0	0	0	0	(29)	xxx	xxx
2.	2015.....	0	0	0	0	0	0	0	0	0	0	xxx	xxx
3.	2016.....	xxx	0	0	0	0	0	0	0	0	0	xxx	xxx
4.	2017.....	xxx	xxx	0	0	0	0	0	0	0	0	xxx	xxx
5.	2018.....	xxx	xxx	xxx	0	0	0	0	0	0	0	xxx	xxx
6.	2019.....	xxx	xxx	xxx	xxx	0	0	0	0	0	0	xxx	xxx
7.	2020.....	xxx	xxx	xxx	xxx	xxx	0	0	0	0	0	xxx	xxx
8.	2021.....	xxx	xxx	xxx	xxx	xxx	xxx	0	0	0	0	xxx	xxx
9.	2022.....	xxx	xxx	xxx	xxx	xxx	xxx	xxx	0	0	0	xxx	xxx
10.	2023.....	xxx	xxx	xxx	xxx	xxx	xxx	xxx	xxx	0	128	xxx	xxx
11.	2024.....	xxx	xxx	xxx	xxx	xxx	xxx	xxx	xxx	xxx	0	xxx	xxx

SCHEDULE P - PART 3L - OTHER (INCLUDING CREDIT, ACCIDENT AND HEALTH)

1. Prior.....	000.....										XXX.....	XXX.....
2. 2015.....											XXX.....	XXX.....
3. 2016.....	XXX.....										XXX.....	XXX.....
4. 2017.....	XXX.....	XXX.....									XXX.....	XXX.....
5. 2018.....	XXX.....	XXX.....	XXX.....								XXX.....	XXX.....
6. 2019.....	XXX.....	XXX.....	XXX.....	XXX.....							XXX.....	XXX.....
7. 2020.....	XXX.....	XXX.....	XXX.....	XXX.....	XXX.....						XXX.....	XXX.....
8. 2021.....	XXX.....	XXX.....	XXX.....	XXX.....	XXX.....	XXX.....					XXX.....	XXX.....
9. 2022.....	XXX.....	XXX.....	XXX.....	XXX.....	XXX.....	XXX.....	XXX.....				XXX.....	XXX.....
10. 2023.....	XXX.....	XXX.....	XXX.....	XXX.....	XXX.....	XXX.....	XXX.....	XXX.....			XXX.....	XXX.....
11. 2024.....	XXX.....	XXX.....	XXX.....	XXX.....	XXX.....	XXX.....	XXX.....	XXX.....	XXX.....		XXX.....	XXX.....

NONE

SCHEDULE P - PART 3M - INTERNATIONAL

1. Prior.....	000.....										XXX.....	XXX.....
2. 2015.....											XXX.....	XXX.....
3. 2016.....	XXX.....										XXX.....	XXX.....
4. 2017.....	XXX.....	XXX.....									XXX.....	XXX.....
5. 2018.....	XXX.....	XXX.....	XXX.....								XXX.....	XXX.....
6. 2019.....	XXX.....	XXX.....	XXX.....	XXX.....							XXX.....	XXX.....
7. 2020.....	XXX.....	XXX.....	XXX.....	XXX.....	XXX.....						XXX.....	XXX.....
8. 2021.....	XXX.....	XXX.....	XXX.....	XXX.....	XXX.....	XXX.....					XXX.....	XXX.....
9. 2022.....	XXX.....	XXX.....	XXX.....	XXX.....	XXX.....	XXX.....	XXX.....				XXX.....	XXX.....
10. 2023.....	XXX.....	XXX.....	XXX.....	XXX.....	XXX.....	XXX.....	XXX.....	XXX.....			XXX.....	XXX.....
11. 2024.....	XXX.....	XXX.....	XXX.....	XXX.....	XXX.....	XXX.....	XXX.....	XXX.....	XXX.....		XXX.....	XXX.....

NONE

SCHEDULE P - PART 3N - REINSURANCE  
NONPROPORTIONAL ASSUMED PROPERTY

Years in Which Losses Were Incurred	CUMULATIVE PAID NET LOSSES AND DEFENSE AND COST CONTAINMENT EXPENSES REPORTED AT YEAR END (\$000 OMITTED)										11 Number of Claims Closed With Loss Payment	12 Number of Claims Closed Without Loss Payment
	1	2	3	4	5	6	7	8	9	10		
	2015	2016	2017	2018	2019	2020	2021	2022	2023	2024		
1. Prior.....	000.....	0.....	0.....	0.....	0.....	0.....	(1).....	(1).....	(1).....	(1).....	XXX.....	XXX.....
2. 2015.....	(122,920).....	(122,920).....	(122,920).....	(122,920).....	(122,920).....	(122,920).....	(122,920).....	(122,920).....	(122,920).....	(122,920).....	XXX.....	XXX.....
3. 2016.....	XXX.....	(431,632).....	(431,632).....	(431,632).....	(431,632).....	(431,632).....	(431,632).....	(431,632).....	(431,632).....	(431,632).....	XXX.....	XXX.....
4. 2017.....	XXX.....	XXX.....	(47,779).....	(47,779).....	(47,779).....	(47,779).....	(47,779).....	(47,779).....	(47,779).....	(47,779).....	XXX.....	XXX.....
5. 2018.....	XXX.....	XXX.....	XXX.....	(480,135).....	(480,135).....	(480,135).....	(480,136).....	(480,136).....	(480,136).....	(480,136).....	XXX.....	XXX.....
6. 2019.....	XXX.....	XXX.....	XXX.....	XXX.....	(156,128).....	(156,128).....	(156,128).....	(156,128).....	(156,128).....	(156,128).....	XXX.....	XXX.....
7. 2020.....	XXX.....	XXX.....	XXX.....	XXX.....	XXX.....	(66,596).....	(66,597).....	(66,597).....	(66,597).....	(66,597).....	XXX.....	XXX.....
8. 2021.....	XXX.....	XXX.....	XXX.....	XXX.....	XXX.....	XXX.....	(148,031).....	(148,031).....	(148,031).....	(148,031).....	XXX.....	XXX.....
9. 2022.....	XXX.....	XXX.....	XXX.....	XXX.....	XXX.....	XXX.....	XXX.....	(259,423).....	(259,423).....	(259,423).....	XXX.....	XXX.....
10. 2023.....	XXX.....	XXX.....	XXX.....	XXX.....	XXX.....	XXX.....	XXX.....	XXX.....	(351,541).....	(351,541).....	XXX.....	XXX.....
11. 2024.....	XXX.....	XXX.....	XXX.....	XXX.....	XXX.....	XXX.....	XXX.....	XXX.....	XXX.....	(155,929).....	XXX.....	XXX.....

SCHEDULE P - PART 3O - REINSURANCE  
NONPROPORTIONAL ASSUMED LIABILITY

1. Prior.....	000.....	25.....	48.....	53.....	56.....	59.....	68.....	71.....	75.....	81.....	XXX.....	XXX.....
2. 2015.....	0.....	0.....	0.....	0.....	0.....	0.....	0.....	0.....	0.....	0.....	XXX.....	XXX.....
3. 2016.....	XXX.....	0.....	0.....	0.....	0.....	0.....	0.....	0.....	0.....	0.....	XXX.....	XXX.....
4. 2017.....	XXX.....	XXX.....	0.....	0.....	0.....	0.....	0.....	0.....	0.....	0.....	XXX.....	XXX.....
5. 2018.....	XXX.....	XXX.....	XXX.....	0.....	0.....	0.....	0.....	0.....	0.....	0.....	XXX.....	XXX.....
6. 2019.....	XXX.....	XXX.....	XXX.....	XXX.....	0.....	0.....	0.....	0.....	0.....	0.....	XXX.....	XXX.....
7. 2020.....	XXX.....	XXX.....	XXX.....	XXX.....	XXX.....	0.....	0.....	0.....	0.....	0.....	XXX.....	XXX.....
8. 2021.....	XXX.....	XXX.....	XXX.....	XXX.....	XXX.....	XXX.....	0.....	0.....	0.....	0.....	XXX.....	XXX.....
9. 2022.....	XXX.....	XXX.....	XXX.....	XXX.....	XXX.....	XXX.....	XXX.....	0.....	0.....	0.....	XXX.....	XXX.....
10. 2023.....	XXX.....	XXX.....	XXX.....	XXX.....	XXX.....	XXX.....	XXX.....	XXX.....	0.....	0.....	XXX.....	XXX.....
11. 2024.....	XXX.....	XXX.....	XXX.....	XXX.....	XXX.....	XXX.....	XXX.....	XXX.....	XXX.....	0.....	XXX.....	XXX.....

SCHEDULE P - PART 3P - REINSURANCE  
NONPROPORTIONAL ASSUMED FINANCIAL LINES

1. Prior.....	000.....										XXX.....	XXX.....
2. 2015.....											XXX.....	XXX.....
3. 2016.....	XXX.....										XXX.....	XXX.....
4. 2017.....	XXX.....	XXX.....									XXX.....	XXX.....
5. 2018.....	XXX.....	XXX.....	XXX.....								XXX.....	XXX.....
6. 2019.....	XXX.....	XXX.....	XXX.....	XXX.....							XXX.....	XXX.....
7. 2020.....	XXX.....	XXX.....	XXX.....	XXX.....	XXX.....						XXX.....	XXX.....
8. 2021.....	XXX.....	XXX.....	XXX.....	XXX.....	XXX.....	XXX.....					XXX.....	XXX.....
9. 2022.....	XXX.....	XXX.....	XXX.....	XXX.....	XXX.....	XXX.....	XXX.....				XXX.....	XXX.....
10. 2023.....	XXX.....	XXX.....	XXX.....	XXX.....	XXX.....	XXX.....	XXX.....	XXX.....			XXX.....	XXX.....
11. 2024.....	XXX.....	XXX.....	XXX.....	XXX.....	XXX.....	XXX.....	XXX.....	XXX.....	XXX.....		XXX.....	XXX.....

NONE

ANNUAL STATEMENT FOR THE YEAR 2024 OF THE AFFILIATED FM INSURANCE COMPANY

**SCHEDULE P - PART 3R - SECTION 1 - PRODUCTS LIABILITY - OCCURRENCE**

Years in Which Losses Were Incurred	CUMULATIVE PAID NET LOSSES AND DEFENSE AND COST CONTAINMENT EXPENSES REPORTED AT YEAR END (\$000 OMITTED)										11 Number of Claims Closed With Loss Payment	12 Number of Claims Closed Without Loss Payment
	1	2	3	4	5	6	7	8	9	10		
	2015	2016	2017	2018	2019	2020	2021	2022	2023	2024		
1. Prior.....	000.....	4,836.....	7,205.....	11,183.....	16,897.....	23,588.....	26,936.....	29,895.....	32,535.....	44,084.....	11,648.....	0.....
2. 2015.....	0.....	0.....	0.....	0.....	0.....	0.....	0.....	0.....	0.....	0.....	0.....	0.....
3. 2016.....	XXX.....	0.....	0.....	0.....	0.....	0.....	0.....	0.....	0.....	0.....	0.....	0.....
4. 2017.....	XXX.....	XXX.....	0.....	0.....	0.....	0.....	0.....	0.....	0.....	0.....	0.....	0.....
5. 2018.....	XXX.....	XXX.....	XXX.....	0.....	0.....	0.....	0.....	0.....	0.....	0.....	0.....	0.....
6. 2019.....	XXX.....	XXX.....	XXX.....	XXX.....	0.....	0.....	0.....	0.....	0.....	0.....	0.....	0.....
7. 2020.....	XXX.....	XXX.....	XXX.....	XXX.....	XXX.....	0.....	0.....	0.....	0.....	0.....	0.....	0.....
8. 2021.....	XXX.....	XXX.....	XXX.....	XXX.....	XXX.....	XXX.....	0.....	0.....	0.....	0.....	0.....	0.....
9. 2022.....	XXX.....	XXX.....	XXX.....	XXX.....	XXX.....	XXX.....	XXX.....	0.....	0.....	0.....	0.....	0.....
10. 2023.....	XXX.....	XXX.....	XXX.....	XXX.....	XXX.....	XXX.....	XXX.....	XXX.....	0.....	0.....	0.....	0.....
11. 2024.....	XXX.....	XXX.....	XXX.....	XXX.....	XXX.....	XXX.....	XXX.....	XXX.....	XXX.....	0.....	0.....	0.....

**SCHEDULE P - PART 3R - SECTION 2 - PRODUCTS LIABILITY - CLAIMS-MADE**

1. Prior.....	000.....											
2. 2015.....												
3. 2016.....	XXX.....											
4. 2017.....	XXX.....	XXX.....										
5. 2018.....	XXX.....	XXX.....	XXX.....									
6. 2019.....	XXX.....	XXX.....	XXX.....	XXX.....								
7. 2020.....	XXX.....	XXX.....	XXX.....	XXX.....	XXX.....							
8. 2021.....	XXX.....	XXX.....	XXX.....	XXX.....	XXX.....	XXX.....						
9. 2022.....	XXX.....	XXX.....	XXX.....	XXX.....	XXX.....	XXX.....	XXX.....					
10. 2023.....	XXX.....	XXX.....	XXX.....	XXX.....	XXX.....	XXX.....	XXX.....	XXX.....				
11. 2024.....	XXX.....	XXX.....	XXX.....	XXX.....	XXX.....	XXX.....	XXX.....	XXX.....	XXX.....			

**SCHEDULE P - PART 3S - FINANCIAL GUARANTY/MORTGAGE GUARANTY**

1. Prior.....	000.....										XXX.....	XXX.....
2. 2015.....											XXX.....	XXX.....
3. 2016.....	XXX.....										XXX.....	XXX.....
4. 2017.....	XXX.....	XXX.....									XXX.....	XXX.....
5. 2018.....	XXX.....	XXX.....	XXX.....								XXX.....	XXX.....
6. 2019.....	XXX.....	XXX.....	XXX.....	XXX.....							XXX.....	XXX.....
7. 2020.....	XXX.....	XXX.....	XXX.....	XXX.....	XXX.....						XXX.....	XXX.....
8. 2021.....	XXX.....	XXX.....	XXX.....	XXX.....	XXX.....	XXX.....					XXX.....	XXX.....
9. 2022.....	XXX.....	XXX.....	XXX.....	XXX.....	XXX.....	XXX.....	XXX.....				XXX.....	XXX.....
10. 2023.....	XXX.....	XXX.....	XXX.....	XXX.....	XXX.....	XXX.....	XXX.....	XXX.....			XXX.....	XXX.....
11. 2024.....	XXX.....	XXX.....	XXX.....	XXX.....	XXX.....	XXX.....	XXX.....	XXX.....	XXX.....		XXX.....	XXX.....

**SCHEDULE P - PART 3T - WARRANTY**

1. Prior.....	000.....											
2. 2015.....												
3. 2016.....	XXX.....											
4. 2017.....	XXX.....	XXX.....										
5. 2018.....	XXX.....	XXX.....	XXX.....									
6. 2019.....	XXX.....	XXX.....	XXX.....	XXX.....								
7. 2020.....	XXX.....	XXX.....	XXX.....	XXX.....	XXX.....							
8. 2021.....	XXX.....	XXX.....	XXX.....	XXX.....	XXX.....	XXX.....						
9. 2022.....	XXX.....	XXX.....	XXX.....	XXX.....	XXX.....	XXX.....	XXX.....					
10. 2023.....	XXX.....	XXX.....	XXX.....	XXX.....	XXX.....	XXX.....	XXX.....	XXX.....				
11. 2024.....	XXX.....	XXX.....	XXX.....	XXX.....	XXX.....	XXX.....	XXX.....	XXX.....	XXX.....			

**SCHEDULE P - PART 3U - PET INSURANCE PLANS**

1. Prior.....	000.....										XXX.....	XXX.....
2. 2015.....											XXX.....	XXX.....
3. 2016.....	XXX.....										XXX.....	XXX.....
4. 2017.....	XXX.....	XXX.....									XXX.....	XXX.....
5. 2018.....	XXX.....	XXX.....	XXX.....								XXX.....	XXX.....
6. 2019.....	XXX.....	XXX.....	XXX.....	XXX.....							XXX.....	XXX.....
7. 2020.....	XXX.....	XXX.....	XXX.....	XXX.....	XXX.....						XXX.....	XXX.....
8. 2021.....	XXX.....	XXX.....	XXX.....	XXX.....	XXX.....	XXX.....					XXX.....	XXX.....
9. 2022.....	XXX.....	XXX.....	XXX.....	XXX.....	XXX.....	XXX.....	XXX.....				XXX.....	XXX.....
10. 2023.....	XXX.....	XXX.....	XXX.....	XXX.....	XXX.....	XXX.....	XXX.....	XXX.....			XXX.....	XXX.....
11. 2024.....	XXX.....	XXX.....	XXX.....	XXX.....	XXX.....	XXX.....	XXX.....	XXX.....	XXX.....		XXX.....	XXX.....



ANNUAL STATEMENT FOR THE YEAR 2024 OF THE AFFILIATED FM INSURANCE COMPANY

SCHEDULE P - PART 4A - HOMEOWNERS/FARMOWNERS

Years in Which Losses Were Incurred	BULK AND IBNR RESERVES ON NET LOSSES AND DEFENSE AND COST CONTAINMENT EXPENSES REPORTED AT YEAR END (\$000 OMITTED)									
	1	2	3	4	5	6	7	8	9	10
	2015	2016	2017	2018	2019	2020	2021	2022	2023	2024
1. Prior.....										
2. 2015.....										
3. 2016.....	XXX									
4. 2017.....	XXX	XXX								
5. 2018.....	XXX	XXX	XX							
6. 2019.....	XXX	XXX	XX	XX						
7. 2020.....	XXX	XXX	XX	XXX	XXX					
8. 2021.....	XXX	XXX	XXX	XXX	XXX	XXX				
9. 2022.....	XXX	XXX	XXX	XXX	XXX	XXX	XXX			
10. 2023.....	XXX	XXX	XXX	XXX	XXX	XXX	XXX	XXX		
11. 2024.....	XXX	XXX	XXX	XXX	XXX	XXX	XXX	XXX	XXX	

SCHEDULE P - PART 4B - PRIVATE PASSENGER AUTO LIABILITY/MEDICAL

1. Prior.....										
2. 2015.....										
3. 2016.....	XXX									
4. 2017.....	XXX	XXX								
5. 2018.....	XXX	XXX	XXX							
6. 2019.....	XXX	XXX	XX	XX						
7. 2020.....	XXX	XXX	XX	XX	XX					
8. 2021.....	XXX	XXX	XX	XX	XX	XX				
9. 2022.....	XXX	XXX	XX	XXX	XXX	XX	XXX			
10. 2023.....	XXX	XXX	XXX	XXX	XXX	XXX	XXX	XXX		
11. 2024.....	XXX	XXX	XXX	XXX	XXX	XXX	XXX	XXX	XXX	

SCHEDULE P - PART 4C - COMMERCIAL AUTO/TRUCK LIABILITY/MEDICAL

1. Prior.....										
2. 2015.....										
3. 2016.....	XXX									
4. 2017.....	XXX	XXX								
5. 2018.....	XXX	XXX	XXX							
6. 2019.....	XXX	XXX	XX	XX						
7. 2020.....	XXX	XXX	XX	XX	XX					
8. 2021.....	XXX	XXX	XX	XX	XX	XX				
9. 2022.....	XXX	XXX	XX	XXX	XXX	XX	XXX			
10. 2023.....	XXX	XXX	XXX	XXX	XXX	XXX	XXX	XXX		
11. 2024.....	XXX	XXX	XXX	XXX	XXX	XXX	XXX	XXX	XXX	

SCHEDULE P - PART 4D - WORKERS' COMPENSATION  
(EXCLUDING EXCESS WORKERS' COMPENSATION)

1. Prior.....	1,746	2,285	2,228	1,841	2,291	2,132	2,667	2,397	3,210	3,007
2. 2015.....	0	0	0	0	0	0	0	0	0	0
3. 2016.....	XXX	0	0	0	0	0	0	0	0	0
4. 2017.....	XXX	XXX	0	0	0	0	0	0	0	0
5. 2018.....	XXX	XXX	XXX	0	0	0	0	0	0	0
6. 2019.....	XXX	XXX	XXX	XXX	0	0	0	0	0	0
7. 2020.....	XXX	XXX	XXX	XXX	XXX	0	0	0	0	0
8. 2021.....	XXX	XXX	XXX	XXX	XXX	XXX	0	0	0	0
9. 2022.....	XXX	XXX	XXX	XXX	XXX	XXX	XXX	0	0	0
10. 2023.....	XXX	XXX	XXX	XXX	XXX	XXX	XXX	XXX	0	0
11. 2024.....	XXX	XXX	XXX	XXX	XXX	XXX	XXX	XXX	XXX	0

SCHEDULE P - PART 4E - COMMERCIAL MULTIPLE PERIL

1. Prior.....	1,318	3,374	165	78	263	0	23	0	0	0
2. 2015.....	1,249	2,748	267	47	0	15	22	8	0	0
3. 2016.....	XXX	10,156	1,436	479	25	0	91	13	0	0
4. 2017.....	XXX	XXX	3,238	2,084	218	0	0	29	0	0
5. 2018.....	XXX	XXX	XXX	10,850	3,795	92	86	101	17	0
6. 2019.....	XXX	XXX	XXX	XXX	9,677	1,519	229	113	44	0
7. 2020.....	XXX	XXX	XXX	XXX	XXX	3,795	550	177	58	1
8. 2021.....	XXX	XXX	XXX	XXX	XXX	XXX	1,726	284	100	2
9. 2022.....	XXX	XXX	XXX	XXX	XXX	XXX	XXX	1,084	206	5
10. 2023.....	XXX	XXX	XXX	XXX	XXX	XXX	XXX	XXX	751	9
11. 2024.....	XXX	XXX	XXX	XXX	XXX	XXX	XXX	XXX	XXX	22

ANNUAL STATEMENT FOR THE YEAR 2024 OF THE AFFILIATED FM INSURANCE COMPANY

SCHEDULE P - PART 4F - SECTION 1 - MEDICAL PROFESSIONAL LIABILITY - OCCURRENCE

Years in Which Losses Were Incurred	BULK AND IBNR RESERVES ON NET LOSSES AND DEFENSE AND COST CONTAINMENT EXPENSES REPORTED AT YEAR END (\$000 OMITTED)									
	1	2	3	4	5	6	7	8	9	10
	2015	2016	2017	2018	2019	2020	2021	2022	2023	2024
1. Prior.....										
2. 2015.....										
3. 2016.....	XXX									
4. 2017.....	XXX	XXX								
5. 2018.....	XXX	XXX	XX							
6. 2019.....	XXX	XXX	XX	XX						
7. 2020.....	XXX	XXX	XX	XXX	XX					
8. 2021.....	XXX	XXX	XXX	XXX	XXX	XXX				
9. 2022.....	XXX	XXX	XXX	XXX	XXX	XXX	XXX			
10. 2023.....	XXX	XXX	XXX	XXX	XXX	XXX	XXX	XXX		
11. 2024.....	XXX	XXX	XXX	XXX	XXX	XXX	XXX	XXX	XXX	

SCHEDULE P - PART 4F - SECTION 2 - MEDICAL PROFESSIONAL LIABILITY - CLAIMS-MADE

1. Prior.....										
2. 2015.....										
3. 2016.....	XXX									
4. 2017.....	XXX	XXX								
5. 2018.....	XXX	XXX	XXX							
6. 2019.....	XXX	XXX	XX	XX						
7. 2020.....	XXX	XXX	XX	XX	XX					
8. 2021.....	XXX	XXX	XX	XX	XX	XX				
9. 2022.....	XXX	XXX	XX	XXX	XX	XX	XXX			
10. 2023.....	XXX	XXX	XXX	XXX	XXX	XXX	XXX	XXX		
11. 2024.....	XXX	XXX	XXX	XXX	XXX	XXX	XXX	XXX	XXX	

SCHEDULE P - PART 4G - SPECIAL LIABILITY (OCEAN MARINE, AIRCRAFT (ALL PERILS), BOILER AND MACHINERY)

1. Prior.....	6,143	986	153	49	176	0	58	0	0	0
2. 2015.....	5,819	802	248	29	0	13	57	47	0	0
3. 2016.....	XXX	2,966	1,453	296	17	0	235	76	0	0
4. 2017.....	XXX	XXX	2,896	1,288	146	0	0	171	0	0
5. 2018.....	XXX	XXX	XXX	6,705	2,546	76	222	597	135	41
6. 2019.....	XXX	XXX	XXX	XXX	6,492	1,267	588	663	346	169
7. 2020.....	XXX	XXX	XXX	XXX	XXX	3,166	1,412	1,041	460	361
8. 2021.....	XXX	XXX	XXX	XXX	XXX	XXX	4,431	1,675	792	628
9. 2022.....	XXX	XXX	XXX	XXX	XXX	XXX	XXX	6,388	1,635	1,658
10. 2023.....	XXX	XXX	XXX	XXX	XXX	XXX	XXX	XXX	5,969	3,077
11. 2024.....	XXX	XXX	XXX	XXX	XXX	XXX	XXX	XXX	XXX	7,896

SCHEDULE P - PART 4H - SECTION 1 - OTHER LIABILITY - OCCURRENCE

1. Prior.....	80,602	78,789	80,512	79,163	76,044	77,584	75,820	75,536	106,698	123,497
2. 2015.....	0	0	0	0	0	0	0	0	0	0
3. 2016.....	XXX	0	0	0	0	0	0	0	0	0
4. 2017.....	XXX	XXX	0	0	0	0	0	0	0	0
5. 2018.....	XXX	XXX	XXX	0	0	0	0	0	0	0
6. 2019.....	XXX	XXX	XXX	XXX	0	0	0	0	0	0
7. 2020.....	XXX	XXX	XXX	XXX	XXX	0	0	0	0	0
8. 2021.....	XXX	XXX	XXX	XXX	XXX	XXX	0	0	0	0
9. 2022.....	XXX	XXX	XXX	XXX	XXX	XXX	XXX	0	0	0
10. 2023.....	XXX	XXX	XXX	XXX	XXX	XXX	XXX	XXX	0	0
11. 2024.....	XXX	XXX	XXX	XXX	XXX	XXX	XXX	XXX	XXX	0

SCHEDULE P - PART 4H - SECTION 2 - OTHER LIABILITY - CLAIMS-MADE

1. Prior.....										
2. 2015.....										
3. 2016.....	XXX									
4. 2017.....	XXX	XXX								
5. 2018.....	XXX	XXX	XXX							
6. 2019.....	XXX	XXX	XX	XX						
7. 2020.....	XXX	XXX	XX	XX	XX					
8. 2021.....	XXX	XXX	XX	XX	XX	XX				
9. 2022.....	XXX	XXX	XX	XXX	XX	XX	XXX			
10. 2023.....	XXX	XXX	XXX	XXX	XXX	XXX	XXX	XXX		
11. 2024.....	XXX	XXX	XXX	XXX	XXX	XXX	XXX	XXX	XXX	

ANNUAL STATEMENT FOR THE YEAR 2024 OF THE AFFILIATED FM INSURANCE COMPANY

SCHEDULE P - PART 4I - SPECIAL PROPERTY (FIRE, ALLIED LINES, INLAND MARINE, EARTHQUAKE, BURGLARY, AND THEFT)

Years in Which Losses Were Incurred	BULK AND IBNR RESERVES ON NET LOSSES AND DEFENSE AND COST CONTAINMENT EXPENSES REPORTED AT YEAR END (\$000 OMITTED)									
	1	2	3	4	5	6	7	8	9	10
	2015	2016	2017	2018	2019	2020	2021	2022	2023	2024
1. Prior.....	40,398	24,156	16,113	15,712	800	0	343	0	0	57
2. 2015.....	28,586	7,121	1,137	174	2	93	339	293	0	0
3. 2016.....	XXX	26,192	5,985	1,768	81	2	1,382	472	0	0
4. 2017.....	XXX	XXX	26,697	8,290	708	5	1	1,065	0	0
5. 2018.....	XXX	XXX	XXX	48,360	26,623	597	16,313	18,727	931	215
6. 2019.....	XXX	XXX	XXX	XXX	29,534	24,330	3,538	4,145	2,394	874
7. 2020.....	XXX	XXX	XXX	XXX	XXX	65,002	40,000	32,471	7,028	4,553
8. 2021.....	XXX	XXX	XXX	XXX	XXX	XXX	26,113	10,528	5,548	3,268
9. 2022.....	XXX	XXX	XXX	XXX	XXX	XXX	XXX	114,900	11,386	8,722
10. 2023.....	XXX	XXX	XXX	XXX	XXX	XXX	XXX	XXX	41,253	15,978
11. 2024.....	XXX	XXX	XXX	XXX	XXX	XXX	XXX	XXX	XXX	40,921

SCHEDULE P - PART 4J - AUTO PHYSICAL DAMAGE

1. Prior.....										
2. 2015.....										
3. 2016.....	XXX									
4. 2017.....	XXX	XXX								
5. 2018.....	XXX	XXX	XXX							
6. 2019.....	XXX	XXX	XXX	XXX						
7. 2020.....	XXX	XXX	XXX	XXX	XXX					
8. 2021.....	XXX	XXX	XXX	XXX	XXX	XXX				
9. 2022.....	XXX	XXX	XXX	XXX	XXX	XXX	XXX			
10. 2023.....	XXX	XXX	XXX	XXX	XXX	XXX	XXX	XXX		
11. 2024.....	XXX	XXX	XXX	XXX	XXX	XXX	XXX	XXX	XXX	

SCHEDULE P - PART 4K - FIDELITY/SURETY

1. Prior.....										
2. 2015.....										
3. 2016.....	XXX									
4. 2017.....	XXX	XXX								
5. 2018.....	XXX	XXX	XXX							
6. 2019.....	XXX	XXX	XXX	XXX						
7. 2020.....	XXX	XXX	XXX	XXX	XXX					
8. 2021.....	XXX	XXX	XXX	XXX	XXX	XXX				
9. 2022.....	XXX	XXX	XXX	XXX	XXX	XXX	XXX			
10. 2023.....	XXX	XXX	XXX	XXX	XXX	XXX	XXX	XXX		
11. 2024.....	XXX	XXX	XXX	XXX	XXX	XXX	XXX	XXX	XXX	

SCHEDULE P - PART 4L - OTHER (INCLUDING CREDIT, ACCIDENT AND HEALTH)

1. Prior.....										
2. 2015.....										
3. 2016.....	XXX									
4. 2017.....	XXX	XXX								
5. 2018.....	XXX	XXX	XXX							
6. 2019.....	XXX	XXX	XXX	XXX						
7. 2020.....	XXX	XXX	XXX	XXX	XXX					
8. 2021.....	XXX	XXX	XXX	XXX	XXX	XXX				
9. 2022.....	XXX	XXX	XXX	XXX	XXX	XXX	XXX			
10. 2023.....	XXX	XXX	XXX	XXX	XXX	XXX	XXX	XXX		
11. 2024.....	XXX	XXX	XXX	XXX	XXX	XXX	XXX	XXX	XXX	

SCHEDULE P - PART 4M - INTERNATIONAL

1. Prior.....										
2. 2015.....										
3. 2016.....	XXX									
4. 2017.....	XXX	XXX								
5. 2018.....	XXX	XXX	XXX							
6. 2019.....	XXX	XXX	XXX	XXX						
7. 2020.....	XXX	XXX	XXX	XXX	XXX					
8. 2021.....	XXX	XXX	XXX	XXX	XXX	XXX				
9. 2022.....	XXX	XXX	XXX	XXX	XXX	XXX	XXX			
10. 2023.....	XXX	XXX	XXX	XXX	XXX	XXX	XXX	XXX		
11. 2024.....	XXX	XXX	XXX	XXX	XXX	XXX	XXX	XXX	XXX	

SCHEDULE P - PART 4N - REINSURANCE  
NONPROPORTIONAL ASSUMED PROPERTY

Years in Which Losses Were Incurred	BULK AND IBNR RESERVES ON NET LOSSES AND DEFENSE AND COST CONTAINMENT EXPENSES REPORTED AT YEAR END (\$000 OMITTED)									
	1	2	3	4	5	6	7	8	9	10
	2015	2016	2017	2018	2019	2020	2021	2022	2023	2024
1. Prior.....										
2. 2015.....										
3. 2016.....	XXX									
4. 2017.....	XXX	XXX								
5. 2018.....	XXX	XXX	XX							
6. 2019.....	XXX	XXX	XX	XX						
7. 2020.....	XXX	XXX	XXX	XXX	XXX					
8. 2021.....	XXX	XXX	XXX	XXX	XXX	XXX				
9. 2022.....	XXX	XXX	XXX	XXX	XXX	XXX	XXX			
10. 2023.....	XXX	XXX	XXX	XXX	XXX	XXX	XXX	XXX		
11. 2024	XXX	XXX	XXX	XXX	XXX	XXX	XXX	XXX	XXX	

SCHEDULE P - PART 4O - REINSURANCE  
NONPROPORTIONAL ASSUMED LIABILITY

1. Prior.....	1,239	1,405	1,540	1,753	1,225	1,254	1,354	1,375	1,392	1,562
2. 2015.....	0	0	0	0	0	0	0	0	0	0
3. 2016.....	XXX	0	0	0	0	0	0	0	0	0
4. 2017.....	XXX	XXX	0	0	0	0	0	0	0	0
5. 2018.....	XXX	XXX	XXX	0	0	0	0	0	0	0
6. 2019.....	XXX	XXX	XXX	XXX	0	0	0	0	0	0
7. 2020.....	XXX	XXX	XXX	XXX	XXX	0	0	0	0	0
8. 2021.....	XXX	XXX	XXX	XXX	XXX	XXX	0	0	0	0
9. 2022.....	XXX	XXX	XXX	XXX	XXX	XXX	XXX	0	0	0
10. 2023.....	XXX	XXX	XXX	XXX	XXX	XXX	XXX	XXX	0	0
11. 2024	XXX	XXX	XXX	XXX	XXX	XXX	XXX	XXX	XXX	0

SCHEDULE P - PART 4P - REINSURANCE  
NONPROPORTIONAL ASSUMED FINANCIAL LINES

1. Prior.....										
2. 2015.....										
3. 2016.....	XXX									
4. 2017.....	XXX	XXX								
5. 2018.....	XXX	XXX	XXX							
6. 2019.....	XXX	XXX	XX	XX						
7. 2020.....	XXX	XXX	XX	XX	XX					
8. 2021.....	XXX	XXX	XX	XX	XX	XX				
9. 2022.....	XXX	XXX	XXX	XXX	XXX	XXX	XXX			
10. 2023.....	XXX	XXX	XXX	XXX	XXX	XXX	XXX	XXX		
11. 2024	XXX	XXX	XXX	XXX	XXX	XXX	XXX	XXX	XXX	

ANNUAL STATEMENT FOR THE YEAR 2024 OF THE AFFILIATED FM INSURANCE COMPANY

**SCHEDULE P - PART 4R - SECTION 1 - PRODUCTS LIABILITY - OCCURRENCE**

Years in Which Losses Were Incurred	BULK AND IBNR RESERVES ON NET LOSSES AND DEFENSE AND COST CONTAINMENT EXPENSES REPORTED AT YEAR END (\$000 OMITTED)									
	1	2	3	4	5	6	7	8	9	10
	2015	2016	2017	2018	2019	2020	2021	2022	2023	2024
1. Prior.....	29,927	24,497	35,955	30,036	19,413	15,987	15,496	14,595	10,867	926
2. 2015.....	0	0	0	0	0	0	0	0	0	0
3. 2016.....	XXX	0	0	0	0	0	0	0	0	0
4. 2017.....	XXX	XXX	0	0	0	0	0	0	0	0
5. 2018.....	XXX	XXX	XXX	0	0	0	0	0	0	0
6. 2019.....	XXX	XXX	XXX	XXX	0	0	0	0	0	0
7. 2020.....	XXX	XXX	XXX	XXX	XXX	0	0	0	0	0
8. 2021.....	XXX	XXX	XXX	XXX	XXX	XXX	0	0	0	0
9. 2022.....	XXX	XXX	XXX	XXX	XXX	XXX	XXX	0	0	0
10. 2023.....	XXX	XXX	XXX	XXX	XXX	XXX	XXX	XXX	0	0
11. 2024.....	XXX	XXX	XXX	XXX	XXX	XXX	XXX	XXX	XXX	0

**SCHEDULE P - PART 4R - SECTION 2 - PRODUCTS LIABILITY - CLAIMS-MADE**

1. Prior.....										
2. 2015.....										
3. 2016.....	XXX									
4. 2017.....	XXX	XXX								
5. 2018.....	XXX	XXX	XXX							
6. 2019.....	XXX	XXX	XXX	XXX						
7. 2020.....	XXX	XXX	XXX	XXX	XXX					
8. 2021.....	XXX	XXX	XXX	XXX	XXX	XXX				
9. 2022.....	XXX	XXX	XXX	XXX	XXX	XXX	XXX			
10. 2023.....	XXX	XXX	XXX	XXX	XXX	XXX	XXX	XXX		
11. 2024.....	XXX	XXX	XXX	XXX	XXX	XXX	XXX	XXX	XXX	

**SCHEDULE P - PART 4S - FINANCIAL GUARANTY/MORTGAGE GUARANTY**

1. Prior.....										
2. 2015.....										
3. 2016.....	XXX									
4. 2017.....	XXX	XXX								
5. 2018.....	XXX	XXX	XXX							
6. 2019.....	XXX	XXX	XXX	XXX						
7. 2020.....	XXX	XXX	XXX	XXX	XXX					
8. 2021.....	XXX	XXX	XXX	XXX	XXX	XXX				
9. 2022.....	XXX	XXX	XXX	XXX	XXX	XXX	XXX			
10. 2023.....	XXX	XXX	XXX	XXX	XXX	XXX	XXX	XXX		
11. 2024.....	XXX	XXX	XXX	XXX	XXX	XXX	XXX	XXX	XXX	

**SCHEDULE P - PART 4T - WARRANTY**

1. Prior.....										
2. 2015.....										
3. 2016.....	XXX									
4. 2017.....	XXX	XXX								
5. 2018.....	XXX	XXX	XXX							
6. 2019.....	XXX	XXX	XXX	XXX						
7. 2020.....	XXX	XXX	XXX	XXX	XXX					
8. 2021.....	XXX	XXX	XXX	XXX	XXX	XXX				
9. 2022.....	XXX	XXX	XXX	XXX	XXX	XXX	XXX			
10. 2023.....	XXX	XXX	XXX	XXX	XXX	XXX	XXX	XXX		
11. 2024.....	XXX	XXX	XXX	XXX	XXX	XXX	XXX	XXX	XXX	

**SCHEDULE P - PART 4U - PET INSURANCE PLANS**

1. Prior.....										
2. 2015.....										
3. 2016.....	XXX									
4. 2017.....	XXX	XXX								
5. 2018.....	XXX	XXX	XXX							
6. 2019.....	XXX	XXX	XXX	XXX						
7. 2020.....	XXX	XXX	XXX	XXX	XXX					
8. 2021.....	XXX	XXX	XXX	XXX	XXX	XXX				
9. 2022.....	XXX	XXX	XXX	XXX	XXX	XXX	XXX			
10. 2023.....	XXX	XXX	XXX	XXX	XXX	XXX	XXX	XXX		
11. 2024.....	XXX	XXX	XXX	XXX	XXX	XXX	XXX	XXX	XXX	

ANNUAL STATEMENT FOR THE YEAR 2024 OF THE AFFILIATED FM INSURANCE COMPANY

**SCHEDULE P - PART 5A - HOMEOWNERS/FARMOWNERS**

**SECTION 1**

Years in Which Premiums Were Earned and Losses Were Incurred	CUMULATIVE NUMBER OF CLAIMS CLOSED WITH LOSS PAYMENT DIRECT AND ASSUMED AT YEAR END									
	1	2	3	4	5	6	7	8	9	10
	2015	2016	2017	2018	2019	2020	2021	2022	2023	2024
1. Prior.....	11	3	1	1	0	0	3,388	3,388	3,388	0
2. 2015.....	136	161	162	162	162	162	324	486	648	162
3. 2016.....	XXX	46	65	65	65	65	130	195	260	65
4. 2017.....	XXX	XXX	66	97	98	99	198	297	397	100
5. 2018.....	XXX	XXX	XXX	65	87	88	176	264	352	88
6. 2019.....	XXX	XXX	XXX	XXX	52	65	131	197	264	67
7. 2020.....	XXX	XXX	XXX	XXX	XXX	55	137	218	300	82
8. 2021.....	XXX	XXX	XXX	XXX	XXX	XXX	36	86	140	54
9. 2022.....	XXX	XXX	XXX	XXX	XXX	XXX	XXX	34	94	62
10. 2023.....	XXX	XXX	XXX	XXX	XXX	XXX	XXX	XXX	33	50
11. 2024.....	XXX	XXX	XXX	XXX	XXX	XXX	XXX	XXX	XXX	47

**SECTION 2**

Years in Which Premiums Were Earned and Losses Were Incurred	NUMBER OF CLAIMS OUTSTANDING DIRECT AND ASSUMED AT YEAR END									
	1	2	3	4	5	6	7	8	9	10
	2015	2016	2017	2018	2019	2020	2021	2022	2023	2024
1. Prior.....	7	3	4	3	3	3	3	3	3	3
2. 2015.....	24	2	1	1	1	1	1	1	1	1
3. 2016.....	XXX	17	1	1	1	1	1	1	1	1
4. 2017.....	XXX	XXX	27	0	0	0	0	0	0	0
5. 2018.....	XXX	XXX	XXX	13	0	0	0	0	0	0
6. 2019.....	XXX	XXX	XXX	XXX	13	1	0	0	0	0
7. 2020.....	XXX	XXX	XXX	XXX	XXX	18	0	0	0	0
8. 2021.....	XXX	XXX	XXX	XXX	XXX	XXX	17	3	0	0
9. 2022.....	XXX	XXX	XXX	XXX	XXX	XXX	XXX	23	4	0
10. 2023.....	XXX	XXX	XXX	XXX	XXX	XXX	XXX	XXX	15	2
11. 2024.....	XXX	XXX	XXX	XXX	XXX	XXX	XXX	XXX	XXX	8

**SECTION 3**

Years in Which Premiums Were Earned and Losses Were Incurred	CUMULATIVE NUMBER OF CLAIMS REPORTED DIRECT AND ASSUMED AT YEAR END									
	1	2	3	4	5	6	7	8	9	10
	2015	2016	2017	2018	2019	2020	2021	2022	2023	2024
1. Prior.....	10	0	2	0	0	0	4,449	4,449	4,449	0
2. 2015.....	176	189	189	189	189	189	377	565	753	189
3. 2016.....	XXX	74	83	83	83	83	165	247	329	83
4. 2017.....	XXX	XXX	108	123	124	125	250	375	501	126
5. 2018.....	XXX	XXX	XXX	112	124	125	250	375	500	125
6. 2019.....	XXX	XXX	XXX	XXX	82	86	172	259	347	88
7. 2020.....	XXX	XXX	XXX	XXX	XXX	93	181	287	393	106
8. 2021.....	XXX	XXX	XXX	XXX	XXX	XXX	72	133	208	78
9. 2022.....	XXX	XXX	XXX	XXX	XXX	XXX	XXX	70	131	84
10. 2023.....	XXX	XXX	XXX	XXX	XXX	XXX	XXX	XXX	55	65
11. 2024.....	XXX	XXX	XXX	XXX	XXX	XXX	XXX	XXX	XXX	59

Schedule P - Part 5B - Private Passenger Auto Liability/Medical - Section 1  
**N O N E**

Schedule P - Part 5B - Private Passenger Auto Liability/Medical - Section 2  
**N O N E**

Schedule P - Part 5B - Private Passenger Auto Liability/Medical - Section 3  
**N O N E**

Schedule P - Part 5C - Commercial Auto/Truck Liability/Medical - Section 1  
**N O N E**

Schedule P - Part 5C - Commercial Auto/Truck Liability/Medical - Section 2  
**N O N E**

Schedule P - Part 5C - Commercial Auto/Truck Liability/Medical - Section 3  
**N O N E**

ANNUAL STATEMENT FOR THE YEAR 2024 OF THE AFFILIATED FM INSURANCE COMPANY

**SCHEDULE P - PART 5D - WORKERS' COMPENSATION**  
**(EXCLUDING EXCESS WORKERS' COMPENSATION)**

**SECTION 1**

Years in Which Premiums Were Earned and Losses Were Incurred	CUMULATIVE NUMBER OF CLAIMS CLOSED WITH LOSS PAYMENT DIRECT AND ASSUMED AT YEAR END									
	1	2	3	4	5	6	7	8	9	10
	2015	2016	2017	2018	2019	2020	2021	2022	2023	2024
1. Prior.....	(1)	0	0	0	1	1	31,123	31,124	31,127	2
2. 2015.....	0	0	0	0	0	0	0	0	0	0
3. 2016.....	XXX	0	0	0	0	0	0	0	0	0
4. 2017.....	XXX	XXX	0	0	0	0	0	0	0	0
5. 2018.....	XXX	XXX	XXX	0	0	0	0	0	0	0
6. 2019.....	XXX	XXX	XXX	XXX	0	0	0	0	0	0
7. 2020.....	XXX	XXX	XXX	XXX	XXX	0	0	0	0	0
8. 2021.....	XXX	XXX	XXX	XXX	XXX	XXX	0	0	0	0
9. 2022.....	XXX	XXX	XXX	XXX	XXX	XXX	XXX	0	0	0
10. 2023.....	XXX	XXX	XXX	XXX	XXX	XXX	XXX	XXX	0	0
11. 2024	XXX	XXX	XXX	XXX	XXX	XXX	XXX	XXX	XXX	0

**SECTION 2**

Years in Which Premiums Were Earned and Losses Were Incurred	NUMBER OF CLAIMS OUTSTANDING DIRECT AND ASSUMED AT YEAR END									
	1	2	3	4	5	6	7	8	9	10
	2015	2016	2017	2018	2019	2020	2021	2022	2023	2024
1. Prior.....	32	33	34	34	33	32	32	32	30	28
2. 2015.....	0	0	0	0	0	0	0	0	0	0
3. 2016.....	XXX	0	0	0	0	0	0	0	0	0
4. 2017.....	XXX	XXX	0	0	0	0	0	0	0	0
5. 2018.....	XXX	XXX	XXX	0	0	0	0	0	0	0
6. 2019.....	XXX	XXX	XXX	XXX	0	0	0	0	0	0
7. 2020.....	XXX	XXX	XXX	XXX	XXX	0	0	0	0	0
8. 2021.....	XXX	XXX	XXX	XXX	XXX	XXX	0	0	0	0
9. 2022.....	XXX	XXX	XXX	XXX	XXX	XXX	XXX	0	0	0
10. 2023.....	XXX	XXX	XXX	XXX	XXX	XXX	XXX	XXX	0	0
11. 2024	XXX	XXX	XXX	XXX	XXX	XXX	XXX	XXX	XXX	0

**SECTION 3**

Years in Which Premiums Were Earned and Losses Were Incurred	CUMULATIVE NUMBER OF CLAIMS REPORTED DIRECT AND ASSUMED AT YEAR END									
	1	2	3	4	5	6	7	8	9	10
	2015	2016	2017	2018	2019	2020	2021	2022	2023	2024
1. Prior.....	0	0	0	0	0	0	32,269	32,270	32,271	0
2. 2015.....	0	0	0	0	0	0	0	0	0	0
3. 2016.....	XXX	0	0	0	0	0	0	0	0	0
4. 2017.....	XXX	XXX	0	0	0	0	0	0	0	0
5. 2018.....	XXX	XXX	XXX	0	0	0	0	0	0	0
6. 2019.....	XXX	XXX	XXX	XXX	0	0	0	0	0	0
7. 2020.....	XXX	XXX	XXX	XXX	XXX	0	0	0	0	0
8. 2021.....	XXX	XXX	XXX	XXX	XXX	XXX	0	0	0	0
9. 2022.....	XXX	XXX	XXX	XXX	XXX	XXX	XXX	0	0	0
10. 2023.....	XXX	XXX	XXX	XXX	XXX	XXX	XXX	XXX	0	0
11. 2024	XXX	XXX	XXX	XXX	XXX	XXX	XXX	XXX	XXX	0



ANNUAL STATEMENT FOR THE YEAR 2024 OF THE AFFILIATED FM INSURANCE COMPANY

**SCHEDULE P - PART 5E - COMMERCIAL MULTIPLE PERIL**

**SECTION 1**

Years in Which Premiums Were Earned and Losses Were Incurred	CUMULATIVE NUMBER OF CLAIMS CLOSED WITH LOSS PAYMENT DIRECT AND ASSUMED AT YEAR END									
	1	2	3	4	5	6	7	8	9	10
	2015	2016	2017	2018	2019	2020	2021	2022	2023	2024
1. Prior.....	43	14	2	0	0	1	3,665	3,666	3,667	0
2. 2015.....	8	29	34	34	34	34	68	102	136	34
3. 2016.....	XXX	24	56	70	70	70	142	214	286	73
4. 2017.....	XXX	XXX	15	30	40	40	81	122	163	41
5. 2018.....	XXX	XXX	XXX	12	49	59	122	186	250	64
6. 2019.....	XXX	XXX	XXX	XXX	22	47	100	154	208	56
7. 2020.....	XXX	XXX	XXX	XXX	XXX	17	56	103	152	49
8. 2021.....	XXX	XXX	XXX	XXX	XXX	XXX	7	23	43	21
9. 2022.....	XXX	XXX	XXX	XXX	XXX	XXX	XXX	0	0	0
10. 2023.....	XXX	XXX	XXX	XXX	XXX	XXX	XXX	XXX	0	0
11. 2024	XXX	XXX	XXX	XXX	XXX	XXX	XXX	XXX	XXX	0

**SECTION 2**

Years in Which Premiums Were Earned and Losses Were Incurred	NUMBER OF CLAIMS OUTSTANDING DIRECT AND ASSUMED AT YEAR END									
	1	2	3	4	5	6	7	8	9	10
	2015	2016	2017	2018	2019	2020	2021	2022	2023	2024
1. Prior.....	22	9	57	7	7	7	7	6	6	3
2. 2015.....	31	5	0	0	0	0	0	0	0	0
3. 2016.....	XXX	59	0	4	4	3	1	1	1	1
4. 2017.....	XXX	XXX	0	10	0	0	0	0	0	0
5. 2018.....	XXX	XXX	XXX	60	15	3	0	0	0	0
6. 2019.....	XXX	XXX	XXX	XXX	40	10	4	3	2	0
7. 2020.....	XXX	XXX	XXX	XXX	XXX	45	21	7	5	4
8. 2021.....	XXX	XXX	XXX	XXX	XXX	XXX	21	7	3	2
9. 2022.....	XXX	XXX	XXX	XXX	XXX	XXX	XXX	1	1	1
10. 2023.....	XXX	XXX	XXX	XXX	XXX	XXX	XXX	XXX	0	0
11. 2024	XXX	XXX	XXX	XXX	XXX	XXX	XXX	XXX	XXX	0

**SECTION 3**

Years in Which Premiums Were Earned and Losses Were Incurred	CUMULATIVE NUMBER OF CLAIMS REPORTED DIRECT AND ASSUMED AT YEAR END									
	1	2	3	4	5	6	7	8	9	10
	2015	2016	2017	2018	2019	2020	2021	2022	2023	2024
1. Prior.....	15	3	(1)	1	0	0	6,455	6,455	6,457	(3)
2. 2015.....	83	91	91	91	91	91	182	273	364	91
3. 2016.....	XXX	122	112	133	133	133	263	395	527	134
4. 2017.....	XXX	XXX	65	111	113	113	226	339	452	113
5. 2018.....	XXX	XXX	XXX	119	135	135	267	403	539	136
6. 2019.....	XXX	XXX	XXX	XXX	103	113	219	331	444	116
7. 2020.....	XXX	XXX	XXX	XXX	XXX	94	159	249	353	111
8. 2021.....	XXX	XXX	XXX	XXX	XXX	XXX	45	73	115	49
9. 2022.....	XXX	XXX	XXX	XXX	XXX	XXX	XXX	9	17	9
10. 2023.....	XXX	XXX	XXX	XXX	XXX	XXX	XXX	XXX	0	0
11. 2024	XXX	XXX	XXX	XXX	XXX	XXX	XXX	XXX	XXX	0

Schedule P - Part 5F - Medical Professional Liability - Occurrence - Section 1A  
**N O N E**

Schedule P - Part 5F - Medical Professional Liability - Occurrence - Section 2A  
**N O N E**

Schedule P - Part 5F - Medical Professional Liability - Occurrence - Section 3A  
**N O N E**

Schedule P - Part 5F - Medical Professional Liability - Claims-Made - Section 1B  
**N O N E**

Schedule P - Part 5F - Medical Professional Liability - Claims-Made - Section 2B  
**N O N E**

Schedule P - Part 5F - Medical Professional Liability - Claims-Made - Section 3B  
**N O N E**

ANNUAL STATEMENT FOR THE YEAR 2024 OF THE AFFILIATED FM INSURANCE COMPANY

**SCHEDULE P - PART 5H - OTHER LIABILITY - OCCURRENCE**

**SECTION 1A**

Years in Which Premiums Were Earned and Losses Were Incurred	CUMULATIVE NUMBER OF CLAIMS CLOSED WITH LOSS PAYMENT DIRECT AND ASSUMED AT YEAR END									
	1	2	3	4	5	6	7	8	9	10
	2015	2016	2017	2018	2019	2020	2021	2022	2023	2024
1. Prior.....	9	0	3	2	0	0	4,307	4,308	4,308	0
2. 2015.....	0	0	0	0	0	0	0	0	0	0
3. 2016.....	XXX	0	0	0	0	0	0	0	0	0
4. 2017.....	XXX	XXX	0	0	0	0	0	0	0	0
5. 2018.....	XXX	XXX	XXX	0	0	0	0	0	0	0
6. 2019.....	XXX	XXX	XXX	XXX	0	0	0	0	0	0
7. 2020.....	XXX	XXX	XXX	XXX	XXX	0	0	0	0	0
8. 2021.....	XXX	XXX	XXX	XXX	XXX	XXX	0	0	0	0
9. 2022.....	XXX	XXX	XXX	XXX	XXX	XXX	XXX	0	0	0
10. 2023.....	XXX	XXX	XXX	XXX	XXX	XXX	XXX	XXX	0	0
11. 2024	XXX	XXX	XXX	XXX	XXX	XXX	XXX	XXX	XXX	0

**SECTION 2A**

Years in Which Premiums Were Earned and Losses Were Incurred	NUMBER OF CLAIMS OUTSTANDING DIRECT AND ASSUMED AT YEAR END									
	1	2	3	4	5	6	7	8	9	10
	2015	2016	2017	2018	2019	2020	2021	2022	2023	2024
1. Prior.....	123	127	123	128	131	134	162	166	168	182
2. 2015.....	0	0	0	0	0	0	0	0	0	0
3. 2016.....	XXX	0	0	0	0	0	0	0	0	0
4. 2017.....	XXX	XXX	0	0	0	0	0	0	0	0
5. 2018.....	XXX	XXX	XXX	0	0	0	0	0	0	0
6. 2019.....	XXX	XXX	XXX	XXX	0	0	0	0	0	0
7. 2020.....	XXX	XXX	XXX	XXX	XXX	0	0	0	0	0
8. 2021.....	XXX	XXX	XXX	XXX	XXX	XXX	0	0	0	0
9. 2022.....	XXX	XXX	XXX	XXX	XXX	XXX	XXX	0	0	0
10. 2023.....	XXX	XXX	XXX	XXX	XXX	XXX	XXX	XXX	0	0
11. 2024	XXX	XXX	XXX	XXX	XXX	XXX	XXX	XXX	XXX	0

**SECTION 3A**

Years in Which Premiums Were Earned and Losses Were Incurred	CUMULATIVE NUMBER OF CLAIMS REPORTED DIRECT AND ASSUMED AT YEAR END									
	1	2	3	4	5	6	7	8	9	10
	2015	2016	2017	2018	2019	2020	2021	2022	2023	2024
1. Prior.....	0	0	0	0	0	0	11,443	11,428	11,426	14
2. 2015.....	0	0	0	0	0	0	0	0	0	0
3. 2016.....	XXX	0	0	0	0	0	0	0	0	0
4. 2017.....	XXX	XXX	0	0	0	0	0	0	0	0
5. 2018.....	XXX	XXX	XXX	0	0	0	0	0	0	0
6. 2019.....	XXX	XXX	XXX	XXX	0	0	0	0	0	0
7. 2020.....	XXX	XXX	XXX	XXX	XXX	0	0	0	0	0
8. 2021.....	XXX	XXX	XXX	XXX	XXX	XXX	0	0	0	0
9. 2022.....	XXX	XXX	XXX	XXX	XXX	XXX	XXX	0	0	0
10. 2023.....	XXX	XXX	XXX	XXX	XXX	XXX	XXX	XXX	0	0
11. 2024	XXX	XXX	XXX	XXX	XXX	XXX	XXX	XXX	XXX	0

ANNUAL STATEMENT FOR THE YEAR 2024 OF THE AFFILIATED FM INSURANCE COMPANY

SCHEDULE P - PART 5H - OTHER LIABILITY - CLAIMS-MADE

SECTION 1B

Years in Which Premiums Were Earned and Losses Were Incurred	CUMULATIVE NUMBER OF CLAIMS CLOSED WITH LOSS PAYMENT DIRECT AND ASSUMED AT YEAR END									
	1	2	3	4	5	6	7	8	9	10
	2015	2016	2017	2018	2019	2020	2021	2022	2023	2024
1. Prior.....										
2. 2015.....										
3. 2016.....	XXX									
4. 2017.....	XXX	XXX								
5. 2018.....	XXX	XXX	XX							
6. 2019.....	XXX	XXX	XX	XXX						
7. 2020.....	XXX	XXX	XXX	XXX	XXX					
8. 2021.....	XXX	XXX	XXX	XXX	XXX	XXX				
9. 2022.....	XXX	XXX	XXX	XXX	XXX	XXX	XXX			
10. 2023.....	XXX	XXX	XXX	XXX	XXX	XXX	XXX	XXX		
11. 2024	XXX	XXX	XXX	XXX	XXX	XXX	XXX	XXX	XXX	

SECTION 2B

Years in Which Premiums Were Earned and Losses Were Incurred	NUMBER OF CLAIMS OUTSTANDING DIRECT AND ASSUMED AT YEAR END									
	1	2	3	4	5	6	7	8	9	10
	2015	2016	2017	2018	2019	2020	2021	2022	2023	2024
1. Prior.....										
2. 2015.....										
3. 2016.....	XXX									
4. 2017.....	XXX	XXX								
5. 2018.....	XXX	XXX	XX							
6. 2019.....	XXX	XXX	XX	XXX						
7. 2020.....	XXX	XXX	XXX	XXX	XXX					
8. 2021.....	XXX	XXX	XXX	XXX	XXX	XXX				
9. 2022.....	XXX	XXX	XXX	XXX	XXX	XXX	XXX			
10. 2023.....	XXX	XXX	XXX	XXX	XXX	XXX	XXX	XXX		
11. 2024	XXX	XXX	XXX	XXX	XXX	XXX	XXX	XXX	XXX	

SECTION 3B

Years in Which Premiums Were Earned and Losses Were Incurred	CUMULATIVE NUMBER OF CLAIMS REPORTED DIRECT AND ASSUMED AT YEAR END									
	1	2	3	4	5	6	7	8	9	10
	2015	2016	2017	2018	2019	2020	2021	2022	2023	2024
1. Prior.....										
2. 2015.....										
3. 2016.....	XXX									
4. 2017.....	XXX	XXX								
5. 2018.....	XXX	XXX	XX							
6. 2019.....	XXX	XXX	XX	XXX						
7. 2020.....	XXX	XXX	XXX	XXX	XXX					
8. 2021.....	XXX	XXX	XXX	XXX	XXX	XXX				
9. 2022.....	XXX	XXX	XXX	XXX	XXX	XXX	XXX			
10. 2023.....	XXX	XXX	XXX	XXX	XXX	XXX	XXX	XXX		
11. 2024	XXX	XXX	XXX	XXX	XXX	XXX	XXX	XXX	XXX	

ANNUAL STATEMENT FOR THE YEAR 2024 OF THE AFFILIATED FM INSURANCE COMPANY

**SCHEDULE P - PART 5R - PRODUCTS LIABILITY - OCCURRENCE**

**SECTION 1A**

Years in Which Premiums Were Earned and Losses Were Incurred	CUMULATIVE NUMBER OF CLAIMS CLOSED WITH LOSS PAYMENT DIRECT AND ASSUMED AT YEAR END									
	1	2	3	4	5	6	7	8	9	10
	2015	2016	2017	2018	2019	2020	2021	2022	2023	2024
1. Prior.....	5	0	6	1	2	0	3,879	3,879	3,879	2
2. 2015.....	0	0	0	0	0	0	0	0	0	0
3. 2016.....	XXX	0	0	0	0	0	0	0	0	0
4. 2017.....	XXX	XXX	0	0	0	0	0	0	0	0
5. 2018.....	XXX	XXX	XXX	0	0	0	0	0	0	0
6. 2019.....	XXX	XXX	XXX	XXX	0	0	0	0	0	0
7. 2020.....	XXX	XXX	XXX	XXX	XXX	0	0	0	0	0
8. 2021.....	XXX	XXX	XXX	XXX	XXX	XXX	0	0	0	0
9. 2022.....	XXX	XXX	XXX	XXX	XXX	XXX	XXX	0	0	0
10. 2023.....	XXX	XXX	XXX	XXX	XXX	XXX	XXX	XXX	0	0
11. 2024	XXX	XXX	XXX	XXX	XXX	XXX	XXX	XXX	XXX	0

**SECTION 2A**

Years in Which Premiums Were Earned and Losses Were Incurred	NUMBER OF CLAIMS OUTSTANDING DIRECT AND ASSUMED AT YEAR END									
	1	2	3	4	5	6	7	8	9	10
	2015	2016	2017	2018	2019	2020	2021	2022	2023	2024
1. Prior.....	205	196	189	181	185	185	187	193	202	200
2. 2015.....	0	0	0	0	0	0	0	0	0	0
3. 2016.....	XXX	0	0	0	0	0	0	0	0	0
4. 2017.....	XXX	XXX	0	0	0	0	0	0	0	0
5. 2018.....	XXX	XXX	XXX	0	0	0	0	0	0	0
6. 2019.....	XXX	XXX	XXX	XXX	0	0	0	0	0	0
7. 2020.....	XXX	XXX	XXX	XXX	XXX	0	0	0	0	0
8. 2021.....	XXX	XXX	XXX	XXX	XXX	XXX	0	0	0	0
9. 2022.....	XXX	XXX	XXX	XXX	XXX	XXX	XXX	0	0	0
10. 2023.....	XXX	XXX	XXX	XXX	XXX	XXX	XXX	XXX	0	0
11. 2024	XXX	XXX	XXX	XXX	XXX	XXX	XXX	XXX	XXX	0

**SECTION 3A**

Years in Which Premiums Were Earned and Losses Were Incurred	CUMULATIVE NUMBER OF CLAIMS REPORTED DIRECT AND ASSUMED AT YEAR END									
	1	2	3	4	5	6	7	8	9	10
	2015	2016	2017	2018	2019	2020	2021	2022	2023	2024
1. Prior.....	0	0	0	0	0	0	16,024	16,027	16,030	0
2. 2015.....	0	0	0	0	0	0	0	0	0	0
3. 2016.....	XXX	0	0	0	0	0	0	0	0	0
4. 2017.....	XXX	XXX	0	0	0	0	0	0	0	0
5. 2018.....	XXX	XXX	XXX	0	0	0	0	0	0	0
6. 2019.....	XXX	XXX	XXX	XXX	0	0	0	0	0	0
7. 2020.....	XXX	XXX	XXX	XXX	XXX	0	0	0	0	0
8. 2021.....	XXX	XXX	XXX	XXX	XXX	XXX	0	0	0	0
9. 2022.....	XXX	XXX	XXX	XXX	XXX	XXX	XXX	0	0	0
10. 2023.....	XXX	XXX	XXX	XXX	XXX	XXX	XXX	XXX	0	0
11. 2024	XXX	XXX	XXX	XXX	XXX	XXX	XXX	XXX	XXX	0

Schedule P - Part 5R - Products Liability - Claims-Made - Section 1B

**N O N E**

Schedule P - Part 5R - Products Liability - Claims-Made - Section 2B

**N O N E**

Schedule P - Part 5R - Products Liability - Claims-Made - Section 3B

**N O N E**

Schedule P - Part 5T - Warranty - Section 1

**N O N E**

Schedule P - Part 5T - Warranty - Section 2

**N O N E**

Schedule P - Part 5T - Warranty - Section 3

**N O N E**

Schedule P - Part 6C - Commercial Auto/Truck Liability/Medical - Section 1

**N O N E**

Schedule P - Part 6C - Commercial Auto/Truck Liability/Medical - Section 2

**N O N E**

Schedule P-Part 6D-Workers' Compensation (Excluding Excess Workers' Compensation)-Section 1

**N O N E**

Schedule P-Part 6D-Workers' Compensation (Excluding Excess Workers' Compensation)-Section 2

**N O N E**

ANNUAL STATEMENT FOR THE YEAR 2024 OF THE AFFILIATED FM INSURANCE COMPANY

SCHEDULE P - PART 6E - COMMERCIAL MULTIPLE PERIL

SECTION 1

Years in Which Premiums Were Earned and Losses Were Incurred	CUMULATIVE PREMIUMS EARNED DIRECT AND ASSUMED AT YEAR END (\$000 OMITTED)										11 Current Year Premiums Earned
	1	2	3	4	5	6	7	8	9	10	
	2015	2016	2017	2018	2019	2020	2021	2022	2023	2024	
1. Prior.....	0	0	0	0	0	0	0	0	0	0	0
2. 2015.....	82, 119	82, 119	82, 119	82, 119	82, 119	82, 119	82, 119	82, 119	82, 119	82, 119	0
3. 2016.....	XXX	82, 702	82, 702	82, 702	82, 702	82, 702	82, 702	82, 702	82, 702	82, 702	0
4. 2017.....	XXX	XXX	79, 193	79, 193	79, 193	79, 193	79, 193	79, 193	79, 193	79, 193	0
5. 2018.....	XXX	XXX	XXX	80, 848	80, 848	80, 848	80, 848	80, 848	80, 848	80, 848	0
6. 2019.....	XXX	XXX	XXX	XXX	94, 223	94, 223	94, 223	94, 223	94, 223	94, 223	0
7. 2020.....	XXX	XXX	XXX	XXX	XXX	111, 873	111, 873	111, 873	111, 873	111, 873	0
8. 2021.....	XXX	XXX	XXX	XXX	XXX	XXX	52, 948	52, 948	52, 948	52, 948	0
9. 2022.....	XXX	XXX	XXX	XXX	XXX	XXX	XXX	4, 351	4, 351	4, 351	0
10. 2023.....	XXX	XXX	XXX	XXX	XXX	XXX	XXX	XXX	0	0	0
11. 2024.....	XXX	XXX	XXX	XXX	XXX	XXX	XXX	XXX	XXX	0	0
12. Totals.....	XXX	XXX	XXX	XXX	XXX	XXX	XXX	XXX	XXX	XXX	0
13. Earned Premiums (Sch P-Pt. 1)	82, 119	82, 702	79, 193	80, 848	94, 223	111, 873	52, 948	4, 351	0	0	XXX

SECTION 2

Years in Which Premiums Were Earned and Losses Were Incurred	CUMULATIVE PREMIUMS EARNED CEDED AT YEAR END (\$000 OMITTED)										11 Current Year Premiums Earned
	1	2	3	4	5	6	7	8	9	10	
	2015	2016	2017	2018	2019	2020	2021	2022	2023	2024	
1. Prior.....	0	0	0	0	0	0	0	0	0	0	0
2. 2015.....	13, 135	13, 135	13, 135	13, 135	13, 135	13, 135	13, 135	13, 135	13, 135	13, 135	0
3. 2016.....	XXX	12, 359	12, 359	12, 359	12, 359	12, 359	12, 359	12, 359	12, 359	12, 359	0
4. 2017.....	XXX	XXX	12, 067	12, 067	12, 067	12, 067	12, 067	12, 067	12, 067	12, 067	0
5. 2018.....	XXX	XXX	XXX	13, 280	13, 280	13, 280	13, 280	13, 280	13, 280	13, 280	0
6. 2019.....	XXX	XXX	XXX	XXX	20, 012	20, 012	20, 012	20, 012	20, 012	20, 012	0
7. 2020.....	XXX	XXX	XXX	XXX	XXX	26, 019	26, 019	26, 019	26, 019	26, 019	0
8. 2021.....	XXX	XXX	XXX	XXX	XXX	XXX	13, 653	13, 653	13, 653	13, 653	0
9. 2022.....	XXX	XXX	XXX	XXX	XXX	XXX	XXX	845	845	845	0
10. 2023.....	XXX	XXX	XXX	XXX	XXX	XXX	XXX	XXX	0	0	0
11. 2024.....	XXX	XXX	XXX	XXX	XXX	XXX	XXX	XXX	XXX	0	0
12. Totals.....	XXX	XXX	XXX	XXX	XXX	XXX	XXX	XXX	XXX	XXX	0
13. Earned Premiums (Sch P-Pt. 1)	13, 135	12, 359	12, 067	13, 280	20, 012	26, 019	13, 653	845	0	0	XXX

SCHEDULE P - PART 6H - OTHER LIABILITY - OCCURRENCE

SECTION 1A

Years in Which Premiums Were Earned and Losses Were Incurred	CUMULATIVE PREMIUMS EARNED DIRECT AND ASSUMED AT YEAR END (\$000 OMITTED)										11 Current Year Premiums Earned
	1	2	3	4	5	6	7	8	9	10	
	2015	2016	2017	2018	2019	2020	2021	2022	2023	2024	
1. Prior.....											
2. 2015.....											
3. 2016.....	XXX										
4. 2017.....	XXX	XXX									
5. 2018.....	XXX	XXX									
6. 2019.....	XXX	XXX									
7. 2020.....	XXX	XXX									
8. 2021.....	XXX	XXX									
9. 2022.....	XXX	XXX									
10. 2023.....	XXX	XXX						XXX			
11. 2024.....	XXX	XXX						XXX	XXX		
12. Totals.....	XXX	XXX						XXX	XXX	XXX	
13. Earned Premiums (Sch P-Pt. 1)											XXX

SECTION 2A

Years in Which Premiums Were Earned and Losses Were Incurred	CUMULATIVE PREMIUMS EARNED CEDED AT YEAR END (\$000 OMITTED)										11 Current Year Premiums Earned
	1	2	3	4	5	6	7	8	9	10	
	2015	2016	2017	2018	2019	2020	2021	2022	2023	2024	
1. Prior.....											
2. 2015.....											
3. 2016.....	XXX										
4. 2017.....	XXX	XXX									
5. 2018.....	XXX	XXX									
6. 2019.....	XXX	XXX									
7. 2020.....	XXX	XXX									
8. 2021.....	XXX	XXX									
9. 2022.....	XXX	XXX									
10. 2023.....	XXX	XXX						XXX			
11. 2024.....	XXX	XXX						XXX	XXX		
12. Totals.....	XXX	XXX						XXX	XXX	XXX	
13. Earned Premiums (Sch P-Pt. 1)											XXX

ANNUAL STATEMENT FOR THE YEAR 2024 OF THE AFFILIATED FM INSURANCE COMPANY

SCHEDULE P - PART 6H - OTHER LIABILITY - CLAIMS-MADE

SECTION 1B

Years in Which Premiums Were Earned and Losses Were Incurred	CUMULATIVE PREMIUMS EARNED DIRECT AND ASSUMED AT YEAR END (\$000 OMITTED)										11 Current Year Premiums Earned
	1	2	3	4	5	6	7	8	9	10	
	2015	2016	2017	2018	2019	2020	2021	2022	2023	2024	
1. Prior.....											
2. 2015.....											
3. 2016.....	XXX										
4. 2017.....	XXX	XXX									
5. 2018.....	XXX	XXX									
6. 2019.....	XXX	XXX									
7. 2020.....	XXX	XXX									
8. 2021.....	XXX	XXX									
9. 2022.....	XXX	XXX									
10. 2023.....	XXX	XXX									
11. 2024.....	XXX	XXX									
12. Totals.....	XXX	XXX									
13. Earned Premiums (Sch P-Pt. 1)											XXX

SECTION 2B

Years in Which Premiums Were Earned and Losses Were Incurred	CUMULATIVE PREMIUMS EARNED CEDED AT YEAR END (\$000 OMITTED)										11 Current Year Premiums Earned
	1	2	3	4	5	6	7	8	9	10	
	2015	2016	2017	2018	2019	2020	2021	2022	2023	2024	
1. Prior.....											
2. 2015.....											
3. 2016.....	XXX										
4. 2017.....	XXX	XXX									
5. 2018.....	XXX	XXX									
6. 2019.....	XXX	XXX									
7. 2020.....	XXX	XXX									
8. 2021.....	XXX	XXX									
9. 2022.....	XXX	XXX									
10. 2023.....	XXX	XXX									
11. 2024.....	XXX	XXX									
12. Totals.....	XXX	XXX									
13. Earned Premiums (Sch P-Pt. 1)											XXX

SCHEDULE P - PART 6M - INTERNATIONAL

SECTION 1

Years in Which Premiums Were Earned and Losses Were Incurred	CUMULATIVE PREMIUMS EARNED DIRECT AND ASSUMED AT YEAR END (\$000 OMITTED)										11 Current Year Premiums Earned
	1	2	3	4	5	6	7	8	9	10	
	2015	2016	2017	2018	2019	2020	2021	2022	2023	2024	
1. Prior.....											
2. 2015.....											
3. 2016.....	XXX										
4. 2017.....	XXX	XXX									
5. 2018.....	XXX	XXX									
6. 2019.....	XXX	XXX									
7. 2020.....	XXX	XXX									
8. 2021.....	XXX	XXX									
9. 2022.....	XXX	XXX									
10. 2023.....	XXX	XXX									
11. 2024.....	XXX	XXX									
12. Totals.....	XXX	XXX									
13. Earned Premiums (Sch P-Pt. 1)											XXX

SECTION 2

Years in Which Premiums Were Earned and Losses Were Incurred	CUMULATIVE PREMIUMS EARNED CEDED AT YEAR END (\$000 OMITTED)										11 Current Year Premiums Earned
	1	2	3	4	5	6	7	8	9	10	
	2015	2016	2017	2018	2019	2020	2021	2022	2023	2024	
1. Prior.....											
2. 2015.....											
3. 2016.....	XXX										
4. 2017.....	XXX	XXX									
5. 2018.....	XXX	XXX									
6. 2019.....	XXX	XXX									
7. 2020.....	XXX	XXX									
8. 2021.....	XXX	XXX									
9. 2022.....	XXX	XXX									
10. 2023.....	XXX	XXX									
11. 2024.....	XXX	XXX									
12. Totals.....	XXX	XXX									
13. Earned Premiums (Sch P-Pt. 1)											XXX



ANNUAL STATEMENT FOR THE YEAR 2024 OF THE AFFILIATED FM INSURANCE COMPANY

SCHEDULE P - PART 6N - REINSURANCE - NONPROPORTIONAL ASSUMED PROPERTY

SECTION 1

Years in Which Premiums Were Earned and Losses Were Incurred	CUMULATIVE PREMIUMS EARNED DIRECT AND ASSUMED AT YEAR END (\$000 OMITTED)										11 Current Year Premiums Earned
	1	2	3	4	5	6	7	8	9	10	
	2015	2016	2017	2018	2019	2020	2021	2022	2023	2024	
1. Prior.....											
2. 2015.....											
3. 2016.....	XXX										
4. 2017.....	XXX	XXX									
5. 2018.....	XXX	XXX									
6. 2019.....	XXX	XXX									
7. 2020.....	XXX	XXX									
8. 2021.....	XXX	XXX									
9. 2022.....	XXX	XXX									
10. 2023.....	XXX	XXX						XXX			
11. 2024.....	XXX	XXX						XXX	XXX		
12. Totals.....	XXX	XXX						XXX	XXX	XXX	
13. Earned Premiums (Sch P-Pt. 1)											XXX

SECTION 2

Years in Which Premiums Were Earned and Losses Were Incurred	CUMULATIVE PREMIUMS EARNED CEDED AT YEAR END (\$000 OMITTED)										11 Current Year Premiums Earned
	1	2	3	4	5	6	7	8	9	10	
	2015	2016	2017	2018	2019	2020	2021	2022	2023	2024	
1. Prior.....	0	0	0	0	0	0	0	0	0	0	0
2. 2015.....	283,463	283,463	283,463	283,463	283,463	283,463	283,463	283,463	283,463	283,463	0
3. 2016.....	XXX	282,941	282,941	282,941	282,941	282,941	282,941	282,941	282,941	282,941	0
4. 2017.....	XXX	XXX	286,725	286,725	286,725	286,725	286,725	286,725	286,725	286,725	0
5. 2018.....	XXX	XXX	XXX	325,021	325,021	325,021	325,021	325,021	325,021	325,021	0
6. 2019.....	XXX	XXX	XXX	XXX	258,612	258,612	258,612	258,612	258,612	258,612	0
7. 2020.....	XXX	XXX	XXX	XXX	XXX	247,593	247,593	247,593	247,593	247,593	0
8. 2021.....	XXX	XXX	XXX	XXX	XXX	XXX	251,757	251,757	251,757	251,757	0
9. 2022.....	XXX	XXX	XXX	XXX	XXX	XXX	XXX	324,267	324,267	324,267	0
10. 2023.....	XXX	XXX	XXX	XXX	XXX	XXX	XXX	XXX	419,820	419,820	0
11. 2024.....	XXX	XXX	XXX	XXX	XXX	XXX	XXX	XXX	XXX	496,708	496,708
12. Totals.....	XXX	XXX	XXX	XXX	XXX	XXX	XXX	XXX	XXX	XXX	496,708
13. Earned Premiums (Sch P-Pt. 1)	283,463	282,941	286,725	325,021	258,612	247,593	251,757	324,267	419,820	496,708	XXX

SCHEDULE P - PART 6O - REINSURANCE - NONPROPORTIONAL ASSUMED LIABILITY

SECTION 1

Years in Which Premiums Were Earned and Losses Were Incurred	CUMULATIVE PREMIUMS EARNED DIRECT AND ASSUMED AT YEAR END (\$000 OMITTED)										11 Current Year Premiums Earned
	1	2	3	4	5	6	7	8	9	10	
	2015	2016	2017	2018	2019	2020	2021	2022	2023	2024	
1. Prior.....	0	0	0	0	0	0	0	0	0	0	0
2. 2015.....	0	0	0	0	0	0	0	0	0	0	0
3. 2016.....	XXX	(1)	(1)	(1)	(1)	(1)	(1)	(1)	(1)	(1)	0
4. 2017.....	XXX	XXX	0	0	0	0	0	0	0	0	0
5. 2018.....	XXX	XXX	XXX	0	0	0	0	0	0	0	0
6. 2019.....	XXX	XXX	XXX	XXX	0	0	0	0	0	0	0
7. 2020.....	XXX	XXX	XXX	XXX	XXX	0	0	0	0	0	0
8. 2021.....	XXX	XXX	XXX	XXX	XXX	XXX	0	0	0	0	0
9. 2022.....	XXX	XXX	XXX	XXX	XXX	XXX	XXX	0	0	0	0
10. 2023.....	XXX	XXX	XXX	XXX	XXX	XXX	XXX	XXX	0	0	0
11. 2024.....	XXX	XXX	XXX	XXX	XXX	XXX	XXX	XXX	XXX	0	0
12. Totals.....	XXX	XXX	XXX	XXX	XXX	XXX	XXX	XXX	XXX	XXX	0
13. Earned Premiums (Sch P-Pt. 1)	0	(1)	0	0	0	0	0	0	0	0	XXX

SECTION 2

Years in Which Premiums Were Earned and Losses Were Incurred	CUMULATIVE PREMIUMS EARNED CEDED AT YEAR END (\$000 OMITTED)										11 Current Year Premiums Earned
	1	2	3	4	5	6	7	8	9	10	
	2015	2016	2017	2018	2019	2020	2021	2022	2023	2024	
1. Prior.....											
2. 2015.....											
3. 2016.....	XXX										
4. 2017.....	XXX	XXX									
5. 2018.....	XXX	XXX									
6. 2019.....	XXX	XXX									
7. 2020.....	XXX	XXX									
8. 2021.....	XXX	XXX									
9. 2022.....	XXX	XXX									
10. 2023.....	XXX	XXX	XXX	XXX	XXX	XXX	XXX	XXX			
11. 2024.....	XXX	XXX	XXX	XXX	XXX	XXX	XXX	XXX	XXX		
12. Totals.....	XXX	XXX	XXX	XXX	XXX	XXX	XXX	XXX	XXX	XXX	
13. Earned Premiums (Sch P-Pt. 1)											XXX

ANNUAL STATEMENT FOR THE YEAR 2024 OF THE AFFILIATED FM INSURANCE COMPANY

**SCHEDULE P - PART 6R - PRODUCTS LIABILITY - OCCURRENCE**

**SECTION 1A**

Years in Which Premiums Were Earned and Losses Were Incurred	CUMULATIVE PREMIUMS EARNED DIRECT AND ASSUMED AT YEAR END (\$000 OMITTED)										11 Current Year Premiums Earned
	1	2	3	4	5	6	7	8	9	10	
	2015	2016	2017	2018	2019	2020	2021	2022	2023	2024	
1. Prior.....											
2. 2015.....											
3. 2016.....	XXX										
4. 2017.....	XXX	XXX									
5. 2018.....	XXX	XXX									
6. 2019.....	XXX	XXX									
7. 2020.....	XXX	XXX									
8. 2021.....	XXX	XXX									
9. 2022.....	XXX	XXX									
10. 2023.....	XXX	XXX									
11. 2024.....	XXX	XXX									
12. Totals.....	XXX	XXX									
13. Earned Premiums (Sch P-Pt. 1)											XXX

**SECTION 2A**

Years in Which Premiums Were Earned and Losses Were Incurred	CUMULATIVE PREMIUMS EARNED CEDED AT YEAR END (\$000 OMITTED)										11 Current Year Premiums Earned
	1	2	3	4	5	6	7	8	9	10	
	2015	2016	2017	2018	2019	2020	2021	2022	2023	2024	
1. Prior.....											
2. 2015.....											
3. 2016.....	XXX										
4. 2017.....	XXX	XXX									
5. 2018.....	XXX	XXX									
6. 2019.....	XXX	XXX									
7. 2020.....	XXX	XXX									
8. 2021.....	XXX	XXX									
9. 2022.....	XXX	XXX									
10. 2023.....	XXX	XXX									
11. 2024.....	XXX	XXX									
12. Totals.....	XXX	XXX									
13. Earned Premiums (Sch P-Pt. 1)											XXX

**SCHEDULE P - PART 6R - PRODUCTS LIABILITY - CLAIMS-MADE**

**SECTION 1B**

Years in Which Premiums Were Earned and Losses Were Incurred	CUMULATIVE PREMIUMS EARNED DIRECT AND ASSUMED AT YEAR END (\$000 OMITTED)										11 Current Year Premiums Earned
	1	2	3	4	5	6	7	8	9	10	
	2015	2016	2017	2018	2019	2020	2021	2022	2023	2024	
1. Prior.....											
2. 2015.....											
3. 2016.....	XXX										
4. 2017.....	XXX	XXX									
5. 2018.....	XXX	XXX									
6. 2019.....	XXX	XXX									
7. 2020.....	XXX	XXX									
8. 2021.....	XXX	XXX									
9. 2022.....	XXX	XXX									
10. 2023.....	XXX	XXX									
11. 2024.....	XXX	XXX									
12. Totals.....	XXX	XXX									
13. Earned Premiums (Sch P-Pt. 1)											XXX

**SECTION 2B**

Years in Which Premiums Were Earned and Losses Were Incurred	CUMULATIVE PREMIUMS EARNED CEDED AT YEAR END (\$000 OMITTED)										11 Current Year Premiums Earned
	1	2	3	4	5	6	7	8	9	10	
	2015	2016	2017	2018	2019	2020	2021	2022	2023	2024	
1. Prior.....											
2. 2015.....											
3. 2016.....	XXX										
4. 2017.....	XXX	XXX									
5. 2018.....	XXX	XXX									
6. 2019.....	XXX	XXX									
7. 2020.....	XXX	XXX									
8. 2021.....	XXX	XXX									
9. 2022.....	XXX	XXX									
10. 2023.....	XXX	XXX									
11. 2024.....	XXX	XXX									
12. Totals.....	XXX	XXX									
13. Earned Premiums (Sch P-Pt. 1)											XXX

ANNUAL STATEMENT FOR THE YEAR 2024 OF THE AFFILIATED FM INSURANCE COMPANY

SCHEDULE P - PART 7A - PRIMARY LOSS SENSITIVE CONTRACTS (\$000 OMITTED)

SECTION 1

Schedule P - Part 1	1 Total Net Losses and Expenses Unpaid	2 Net Losses and Expenses Unpaid on Loss Sensitive Contracts	3 Loss Sensitive as Percentage of Total	4 Total Net Premiums Written	5 Net Premiums Written on Loss Sensitive Contracts	6 Loss Sensitive as Percentage of Total
1. Homeowners/Farmowners .....	184	0	0.0	2,744	0	0.0
2. Private Passenger Auto Liability/ Medical .....	0	0	0.0	0	0	0.0
3. Commercial Auto/Truck Liability/ Medical .....	0	0	0.0	0	0	0.0
4. Workers' Compensation .....	3,575	0	0.0	0	0	0.0
5. Commercial Multiple Peril .....	178	0	0.0	0	0	0.0
6. Medical Professional Liability - Occurrence .....	0	0	0.0	0	0	0.0
7. Medical Professional Liability - Claims - Made .....	0	0	0.0	0	0	0.0
8. Special Liability .....	71,675	0	0.0	109,159	0	0.0
9. Other Liability - Occurrence .....	127,768	0	0.0	0	0	0.0
10. Other Liability - Claims-Made .....	0	0	0.0	0	0	0.0
11. Special Property .....	455,696	0	0.0	1,265,033	0	0.0
12. Auto Physical Damage .....	0	0	0.0	0	0	0.0
13. Fidelity/Surety .....	158	0	0.0	0	0	0.0
14. Other .....	0	0	0.0	0	0	0.0
15. International .....	0	0	0.0	0	0	0.0
16. Reinsurance - Nonproportional Assumed Property .....	XXX	XXX	XXX	XXX	XXX	XXX
17. Reinsurance - Nonproportional Assumed Liability .....	XXX	XXX	XXX	XXX	XXX	XXX
18. Reinsurance - Nonproportional Assumed Financial Lines .....	XXX	XXX	XXX	XXX	XXX	XXX
19. Products Liability - Occurrence .....	13,363	0	0.0	0	0	0.0
20. Products Liability - Claims-Made .....	0	0	0.0	0	0	0.0
21. Financial Guaranty/Mortgage Guaranty .....	0	0	0.0	0	0	0.0
22. Warranty .....	0	0	0.0	0	0	0.0
23. Pet Insurance Plans .....	0	0	0.0	0	0	0.0
24. Totals	672,598	0	0.0	1,376,937	0	0.0

SECTION 2

Years in Which Policies Were Issued	INCURRED LOSSES AND DEFENSE AND COST CONTAINMENT EXPENSES REPORTED AT YEAR END (\$000 OMITTED)									
	1	2	3	4	5	6	7	8	9	10
	2015	2016	2017	2018	2019	2020	2021	2022	2023	2024
1. Prior.....										
2. 2015.....										
3. 2016.....	XXX									
4. 2017.....	XXX	XXX								
5. 2018.....	XXX	XXX	XX							
6. 2019.....	XXX	XXX	XX	XX						
7. 2020.....	XXX	XXX	XX	XXX	XX					
8. 2021.....	XXX	XXX	XXX	XXX	XXX	XXX				
9. 2022.....	XXX	XXX	XXX	XXX	XXX	XXX	XXX			
10. 2023.....	XXX	XXX	XXX	XXX	XXX	XXX	XXX	XXX		
11. 2024	XXX	XXX	XXX	XXX	XXX	XXX	XXX	XXX	XXX	

SECTION 3

Years in Which Policies Were Issued	BULK AND INCURRED BUT NOT REPORTED RESERVES FOR LOSSES AND DEFENSE AND COST CONTAINMENT EXPENSES AT YEAR END (\$000 OMITTED)									
	1	2	3	4	5	6	7	8	9	10
	2015	2016	2017	2018	2019	2020	2021	2022	2023	2024
1. Prior.....										
2. 2015.....										
3. 2016.....	XXX									
4. 2017.....	XXX	XXX								
5. 2018.....	XXX	XXX	XX							
6. 2019.....	XXX	XXX	XX	XX						
7. 2020.....	XXX	XXX	XX	XXX	XX					
8. 2021.....	XXX	XXX	XXX	XXX	XXX	XXX				
9. 2022.....	XXX	XXX	XXX	XXX	XXX	XXX	XXX			
10. 2023.....	XXX	XXX	XXX	XXX	XXX	XXX	XXX	XXX		
11. 2024	XXX	XXX	XXX	XXX	XXX	XXX	XXX	XXX	XXX	

ANNUAL STATEMENT FOR THE YEAR 2024 OF THE AFFILIATED FM INSURANCE COMPANY

**SCHEDULE P - PART 7A - PRIMARY LOSS SENSITIVE CONTRACTS (Continued)**

**SECTION 4**

Years in Which Policies Were Issued	NET EARNED PREMIUMS REPORTED AT YEAR END (\$000 OMITTED)									
	1	2	3	4	5	6	7	8	9	10
	2015	2016	2017	2018	2019	2020	2021	2022	2023	2024
1. Prior.....										
2. 2015.....										
3. 2016.....	XXX									
4. 2017.....	XXX	XXX								
5. 2018.....	XXX	XXX	XX							
6. 2019.....	XXX	XXX	XX	XXX						
7. 2020.....	XXX	XXX	XXX	XXX	XXX					
8. 2021.....	XXX	XXX	XXX	XXX	XXX	XXX				
9. 2022.....	XXX	XXX	XXX	XXX	XXX	XXX	XXX			
10. 2023.....	XXX	XXX	XXX	XXX	XXX	XXX	XXX	XXX		
11. 2024	XXX	XXX	XXX	XXX	XXX	XXX	XXX	XXX	XXX	

**SECTION 5**

Years in Which Policies Were Issued	NET RESERVE FOR PREMIUM ADJUSTMENTS AND ACCRUED RETROSPECTIVE PREMIUMS AT YEAR END (\$000 OMITTED)									
	1	2	3	4	5	6	7	8	9	10
	2015	2016	2017	2018	2019	2020	2021	2022	2023	2024
1. Prior.....										
2. 2015.....										
3. 2016.....	XXX									
4. 2017.....	XXX	XXX								
5. 2018.....	XXX	XXX	XX							
6. 2019.....	XXX	XXX	XX	XXX						
7. 2020.....	XXX	XXX	XXX	XXX	XXX					
8. 2021.....	XXX	XXX	XXX	XXX	XXX	XXX				
9. 2022.....	XXX	XXX	XXX	XXX	XXX	XXX	XXX			
10. 2023.....	XXX	XXX	XXX	XXX	XXX	XXX	XXX	XXX		
11. 2024	XXX	XXX	XXX	XXX	XXX	XXX	XXX	XXX	XXX	

ANNUAL STATEMENT FOR THE YEAR 2024 OF THE AFFILIATED FM INSURANCE COMPANY

SCHEDULE P - PART 7B - REINSURANCE LOSS SENSITIVE CONTRACTS (\$000 OMITTED)

SECTION 1

Schedule P - Part 1	1 Total Net Losses and Expenses Unpaid	2 Net Losses and Expenses Unpaid on Loss Sensitive Contracts	3 Loss Sensitive as Percentage of Total	4 Total Net Premiums Written	5 Net Premiums Written on Loss Sensitive Contracts	6 Loss Sensitive as Percentage of Total
1. Homeowners/Farmowners .....	184	0	0.0	2,744	0	0.0
2. Private Passenger Auto Liability/Medical .....	0	0	0.0	0	0	0.0
3. Commercial Auto/Truck Liability/Medical .....	0	0	0.0	0	0	0.0
4. Workers' Compensation .....	3,575	0	0.0	0	0	0.0
5. Commercial Multiple Peril .....	178	0	0.0	0	0	0.0
6. Medical Professional Liability - Occurrence .....	0	0	0.0	0	0	0.0
7. Medical Professional Liability - Claims - Made .....	0	0	0.0	0	0	0.0
8. Special Liability .....	71,675	0	0.0	109,159	0	0.0
9. Other Liability - Occurrence .....	127,768	0	0.0	0	0	0.0
10. Other Liability - Claims-Made .....	0	0	0.0	0	0	0.0
11. Special Property .....	455,696	0	0.0	1,265,033	0	0.0
12. Auto Physical Damage .....	0	0	0.0	0	0	0.0
13. Fidelity/Surety .....	158	0	0.0	0	0	0.0
14. Other .....	0	0	0.0	0	0	0.0
15. International .....	0	0	0.0	0	0	0.0
16. Reinsurance - Nonproportional Assumed Property .....	0	0	0.0	(496,708)	0	0.0
17. Reinsurance - Nonproportional Assumed Liability .....	1,636	0	0.0	0	0	0.0
18. Reinsurance - Nonproportional Assumed Financial Lines .....	0	0	0.0	0	0	0.0
19. Products Liability - Occurrence .....	13,363	0	0.0	0	0	0.0
20. Products Liability - Claims-Made .....	0	0	0.0	0	0	0.0
21. Financial Guaranty/Mortgage Guaranty .....	0	0	0.0	0	0	0.0
22. Warranty .....	0	0	0.0	0	0	0.0
23. Pet Insurance Plans .....	0	0	0.0	0	0	0.0
24. Totals	674,233	0	0.0	880,229	0	0.0

SECTION 2

Years in Which Policies Were Issued	INCURRED LOSSES AND DEFENSE AND COST CONTAINMENT EXPENSES REPORTED AT YEAR END (\$000 OMITTED)									
	1	2	3	4	5	6	7	8	9	10
	2015	2016	2017	2018	2019	2020	2021	2022	2023	2024
1. Prior.....										
2. 2015.....										
3. 2016.....	XXX									
4. 2017.....	XXX	XXX								
5. 2018.....	XXX	XXX	XX							
6. 2019.....	XXX	XXX	XX	XX						
7. 2020.....	XXX	XXX	XX	XXX	XX					
8. 2021.....	XXX	XXX	XXX	XXX	XXX	XXX				
9. 2022.....	XXX	XXX	XXX	XXX	XXX	XXX	XXX			
10. 2023.....	XXX	XXX	XXX	XXX	XXX	XXX	XXX	XXX		
11. 2024	XXX	XXX	XXX	XXX	XXX	XXX	XXX	XXX	XXX	

SECTION 3

Years in Which Policies Were Issued	BULK AND INCURRED BUT NOT REPORTED RESERVES FOR LOSSES AND DEFENSE AND COST CONTAINMENT EXPENSES AT YEAR END (\$000 OMITTED)									
	1	2	3	4	5	6	7	8	9	10
	2015	2016	2017	2018	2019	2020	2021	2022	2023	2024
1. Prior.....										
2. 2015.....										
3. 2016.....	XXX									
4. 2017.....	XXX	XXX								
5. 2018.....	XXX	XXX	XX							
6. 2019.....	XXX	XXX	XX	XX						
7. 2020.....	XXX	XXX	XX	XXX	XX					
8. 2021.....	XXX	XXX	XXX	XXX	XXX	XXX				
9. 2022.....	XXX	XXX	XXX	XXX	XXX	XXX	XXX			
10. 2023.....	XXX	XXX	XXX	XXX	XXX	XXX	XXX	XXX		
11. 2024	XXX	XXX	XXX	XXX	XXX	XXX	XXX	XXX	XXX	

ANNUAL STATEMENT FOR THE YEAR 2024 OF THE AFFILIATED FM INSURANCE COMPANY

SCHEDULE P - PART 7B - REINSURANCE LOSS SENSITIVE CONTRACTS (Continued)

SECTION 4

Years in Which Policies Were Issued	NET EARNED PREMIUMS REPORTED AT YEAR END (\$000 OMITTED)									
	1	2	3	4	5	6	7	8	9	10
	2015	2016	2017	2018	2019	2020	2021	2022	2023	2024
1. Prior.....										
2. 2015.....										
3. 2016.....	XXX									
4. 2017.....	XXX	XXX								
5. 2018.....	XXX	XXX	XX							
6. 2019.....	XXX	XXX	XX	XX						
7. 2020.....	XXX	XXX	XX	XXX	XX					
8. 2021.....	XXX	XXX	XXX	XXX	XXX	XXX				
9. 2022.....	XXX	XXX	XXX	XXX	XXX	XXX	XXX			
10. 2023.....	XXX	XXX	XXX	XXX	XXX	XXX	XXX	XXX		
11. 2024.....	XXX	XXX	XXX	XXX	XXX	XXX	XXX	XXX	XXX	

SECTION 5

Years in Which Policies Were Issued	NET RESERVE FOR PREMIUM ADJUSTMENTS AND ACCRUED RETROSPECTIVE PREMIUMS AT YEAR END (\$000 OMITTED)									
	1	2	3	4	5	6	7	8	9	10
	2015	2016	2017	2018	2019	2020	2021	2022	2023	2024
1. Prior.....										
2. 2015.....										
3. 2016.....	XXX									
4. 2017.....	XXX	XXX								
5. 2018.....	XXX	XXX	XX							
6. 2019.....	XXX	XXX	XX	XX						
7. 2020.....	XXX	XXX	XX	XXX	XX					
8. 2021.....	XXX	XXX	XXX	XXX	XXX	XXX				
9. 2022.....	XXX	XXX	XXX	XXX	XXX	XXX	XXX			
10. 2023.....	XXX	XXX	XXX	XXX	XXX	XXX	XXX	XXX		
11. 2024.....	XXX	XXX	XXX	XXX	XXX	XXX	XXX	XXX	XXX	

SECTION 6

Years in Which Policies Were Issued	INCURRED ADJUSTABLE COMMISSIONS REPORTED AT YEAR END (\$000 OMITTED)									
	1	2	3	4	5	6	7	8	9	10
	2015	2016	2017	2018	2019	2020	2021	2022	2023	2024
1. Prior.....										
2. 2015.....										
3. 2016.....	XXX									
4. 2017.....	XXX	XXX								
5. 2018.....	XXX	XXX	XX							
6. 2019.....	XXX	XXX	XX	XX						
7. 2020.....	XXX	XXX	XX	XXX	XX					
8. 2021.....	XXX	XXX	XXX	XXX	XXX	XXX				
9. 2022.....	XXX	XXX	XXX	XXX	XXX	XXX	XXX			
10. 2023.....	XXX	XXX	XXX	XXX	XXX	XXX	XXX	XXX		
11. 2024.....	XXX	XXX	XXX	XXX	XXX	XXX	XXX	XXX	XXX	

SECTION 7

Years in Which Policies Were Issued	RESERVES FOR COMMISSION ADJUSTMENTS AT YEAR END (\$000 OMITTED)									
	1	2	3	4	5	6	7	8	9	10
	2015	2016	2017	2018	2019	2020	2021	2022	2023	2024
1. Prior.....										
2. 2015.....										
3. 2016.....	XXX									
4. 2017.....	XXX	XXX								
5. 2018.....	XXX	XXX	XX							
6. 2019.....	XXX	XXX	XX	XX						
7. 2020.....	XXX	XXX	XX	XXX	XX					
8. 2021.....	XXX	XXX	XXX	XXX	XXX	XXX				
9. 2022.....	XXX	XXX	XXX	XXX	XXX	XXX	XXX			
10. 2023.....	XXX	XXX	XXX	XXX	XXX	XXX	XXX	XXX		
11. 2024.....	XXX	XXX	XXX	XXX	XXX	XXX	XXX	XXX	XXX	

SCHEDULE P INTERROGATORIES

1. The following questions relate to yet-to-be-issued Extended Reporting Endorsements (EREs) arising from Death, Disability, or Retirement (DDR) provisions in Medical Professional Liability Claims Made insurance policies. EREs provided for reasons other than DDR are not to be included.
- 1.1 Does the company issue Medical Professional Liability Claims Made insurance policies that provide tail (also known as an extended reporting endorsement, or “ERE”) benefits in the event of Death, Disability, or Retirement (DDR) at a reduced charge or at no additional cost? ..... Yes [    ] No [ ☒ ]  
If the answer to question 1.1 is “no”, leave the following questions blank. If the answer to question 1.1 is “yes”, please answer the following questions:
- 1.2 What is the total amount of the reserve for that provision (DDR Reserve), as reported, explicitly or not, elsewhere in this statement (in dollars)? .....\$ .....0
- 1.3 Does the company report any DDR reserve as Unearned Premium Reserve per SSAP #65? ..... Yes [    ] No [ ☒ ]
- 1.4 Does the company report any DDR reserve as loss or loss adjustment expense reserve? ..... Yes [    ] No [ ☒ ]
- 1.5 If the company reports DDR reserve as Unearned Premium Reserve, does that amount match the figure on the Underwriting and Investment Exhibit, Part 1A - Recapitulation of all Premiums (Page 7) Column 2, Lines 11.1 plus 11.2? ..... Yes [    ] No [    ] N/A [ ☒ ]
- 1.6 If the company reports DDR reserve as loss or loss adjustment expense reserve, please complete the following table corresponding to where these reserves are reported in Schedule P:

Years in Which Premiums Were Earned and Losses Were Incurred	DDR Reserve Included in Schedule P, Part 1F, Medical Professional Liability Column 24: Total Net Losses and Expenses Unpaid	
	1 Section 1: Occurrence	2 Section 2: Claims-Made
1.601 Prior .....	0	0
1.602 2015 .....	0	0
1.603 2016 .....	0	0
1.604 2017 .....	0	0
1.605 2018 .....	0	0
1.606 2019 .....	0	0
1.607 2020 .....	0	0
1.608 2021 .....	0	0
1.609 2022 .....	0	0
1.610 2023 .....	0	0
1.611 2024 .....	0	0
1.612 Totals	0	0

2. The definition of allocated loss adjustment expenses (ALAE) and, therefore, unallocated loss adjustment expenses (ULAE) was changed effective January 1, 1998. This change in definition applies to both paid and unpaid expenses. Are these expenses (now reported as “Defense and Cost Containment” and “Adjusting and Other” ) reported in compliance with these definitions in this statement? ..... Yes [ ☒ ] No [    ]
3. The Adjusting and Other expense payments and reserves should be allocated to the years in which the losses were incurred based on the number of claims reported, closed and outstanding in those years. When allocating Adjusting and Other expense between companies in a group or a pool, the Adjusting and Other expense should be allocated in the same percentage used for the loss amounts and the claim counts. For reinsurers, Adjusting and Other expense assumed should be reported according to the reinsurance contract. For Adjusting and Other expense incurred by reinsurers, or in those situations where suitable claim count information is not available, Adjusting and Other expense should be allocated by a reasonable method determined by the company and described in Interrogatory 7, below. Are they so reported in this Statement? ..... Yes [ ☒ ] No [    ]
4. Do any lines in Schedule P include reserves that are reported gross of any discount to present value of future payments, and that are reported net of such discounts on Page 10? ..... Yes [    ] No [ ☒ ]  
  
If yes, proper disclosure must be made in the Notes to Financial Statements, as specified in the Instructions. Also, the discounts must be reported in Schedule P - Part 1, Columns 32 and 33. Schedule P must be completed gross of non-tabular discounting. Work papers relating to discount calculations must be available for examination upon request.  
Discounting is allowed only if expressly permitted by the state insurance department to which this Annual Statement is being filed.
5. What were the net premiums in force at the end of the year for:  
(in thousands of dollars)

5.1 Fidelity .....0

5.2 Surety .....0
6. Claim count information is reported per claim or per claimant (Indicate which). ..... per claim.....  
If not the same in all years, explain in Interrogatory 7.
- 7.1 The information provided in Schedule P will be used by many persons to estimate the adequacy of the current loss and expense reserves, among other things. Are there any especially significant events, coverage, retention or accounting changes that have occurred that must be considered when making such analyses? ..... Yes [ ☒ ] No [    ]
- 7.2 (An extended statement may be attached.)  
The Company discontinued writing casualty business in 1979. ....

SCHEDULE T - PART 2  
INTERSTATE COMPACT - EXHIBIT OF PREMIUMS WRITTEN

Allocated by States and Territories

			Direct Business Only			
			1	2	3	4
States, Etc.			Life (Group and Individual)	Annuities (Group and Individual)	Disability Income (Group and Individual)	Long-Term Care (Group and Individual)
			5			6
			Deposit-Type Contracts			Totals
1.	Alabama .....	AL				
2.	Alaska .....	AK				
3.	Arizona .....	AZ				
4.	Arkansas .....	AR				
5.	California .....	CA				
6.	Colorado .....	CO				
7.	Connecticut .....	CT				
8.	Delaware .....	DE				
9.	District of Columbia .....	DC				
10.	Florida .....	FL				
11.	Georgia .....	GA				
12.	Hawaii .....	HI				
13.	Idaho .....	ID				
14.	Illinois .....	IL				
15.	Indiana .....	IN				
16.	Iowa .....	IA				
17.	Kansas .....	KS				
18.	Kentucky .....	KY				
19.	Louisiana .....	LA				
20.	Maine .....	ME				
21.	Maryland .....	MD				
22.	Massachusetts .....	MA				
23.	Michigan .....	MI				
24.	Minnesota .....	MN				
25.	Mississippi .....	MS				
26.	Missouri .....	MO				
27.	Montana .....	MT				
28.	Nebraska .....	NE				
29.	Nevada .....	NV				
30.	New Hampshire .....	NH				
31.	New Jersey .....	NJ				
32.	New Mexico .....	NM				
33.	New York .....	NY				
34.	North Carolina .....	NC				
35.	North Dakota .....	ND				
36.	Ohio .....	OH				
37.	Oklahoma .....	OK				
38.	Oregon .....	OR				
39.	Pennsylvania .....	PA				
40.	Rhode Island .....	RI				
41.	South Carolina .....	SC				
42.	South Dakota .....	SD				
43.	Tennessee .....	TN				
44.	Texas .....	TX				
45.	Utah .....	UT				
46.	Vermont .....	VT				
47.	Virginia .....	VA				
48.	Washington .....	WA				
49.	West Virginia .....	WV				
50.	Wisconsin .....	WI				
51.	Wyoming .....	WY				
52.	American Samoa .....	AS				
53.	Guam .....	GU				
54.	Puerto Rico .....	PR				
55.	U.S. Virgin Islands .....	VI				
56.	Northern Mariana Islands .....	MP				
57.	Canada .....	CAN				
58.	Aggregate Other Alien .....	OT				
59.	Total					

NONE



ANNUAL STATEMENT FOR THE YEAR 2024 OF THE AFFILIATED FM INSURANCE COMPANY

SCHEDULE Y

PART 1A - DETAIL OF INSURANCE HOLDING COMPANY SYSTEM

1	2	3	4	5	6	7	8	9	10	11	12	13	14	15	16
Group Code	Group Name	NAIC Company Code	ID Number	Federal RSSD	CIK	Name of Securities Exchange if Publicly Traded (U.S. or International)	Names of Parent, Subsidiaries Or Affiliates	Domi-ciliary Location	Relation-ship to Reporting Entity	Directly Controlled by (Name of Entity/Person)	Type of Control (Ownership, Board, Management, Attorney-in-Fact, Influence, Other)	If Control is Owner-ship Provide Percen-tage	Ultimate Controlling Entity(ies)/Person(s)	Is an SCA Filing Re-quired? (Yes/No)	*
. 0065	Factory Mutual Insurance Company & its Affiliates	21482	05-0316605				Factory Mutual Insurance Company	..RI.....	UIP.....	Policyholders	Ownership.....	100.000	N/A	..NO.....	1
. 0065	Factory Mutual Insurance Company & its Affiliates	10014	05-0254496				Affiliated FM Insurance Company	..RI.....	RE.....	FMIC Holdings, Inc.	Ownership.....	100.000	Factory Mutual Insurance Company	..NO.....	1
. 0065	Factory Mutual Insurance Company & its Affiliates	10316	05-0284861				Appalachian Insurance Company	..RI.....	IA.....	FMIC Holdings, Inc.	Ownership.....	100.000	Factory Mutual Insurance Company	..NO.....	1
. 0000	Factory Mutual Insurance Company & its Affiliates	00000	AA-1120610				FM Insurance Company Limited	..GBR.....	IA.....	Factory Mutual Insurance Company	Ownership.....	100.000	Factory Mutual Insurance Company	..YES.....	
. 0000	Factory Mutual Insurance Company & its Affiliates	00000	98-0131767				Risk Engineering Insurance Company Limited	..BMU.....	IA.....	FMIC Holdings, Inc.	Ownership.....	100.000	Factory Mutual Insurance Company	..NO.....	
. 0000	Factory Mutual Insurance Company & its Affiliates	00000	AA-1370041				FM Insurance Europe S.A.	..LUX.....	IA.....	Factory Mutual Insurance Company	Ownership.....	100.000	Factory Mutual Insurance Company	..YES.....	
. 0000	Factory Mutual Insurance Company & its Affiliates	00000	AA-2730043				FM Global de Mexico S.A. de C.V.	..MEX.....	IA.....	Factory Mutual Insurance Company	Ownership.....	100.000	Factory Mutual Insurance Company	..NO.....	
. 0000	Factory Mutual Insurance Company & its Affiliates	00000	20-2740839				Watch Hill Insurance Company	..VT.....	IA.....	FMIC Holdings, Inc.	Ownership.....	100.000	Factory Mutual Insurance Company	..NO.....	
. 0000	Factory Mutual Insurance Company & its Affiliates	00000	05-0453751				Corporate Insurance Services, Inc.	..RI.....	NIA.....	FMIC Holdings, Inc. Risk Engineering Insurance Company Limited	Ownership.....	100.000	Factory Mutual Insurance Company	..NO.....	
. 0000	Factory Mutual Insurance Company & its Affiliates	00000					New Providence Mutual Limited	..BMU.....	IA.....		Ownership.....	100.000	Factory Mutual Insurance Company	..NO.....	
. 0000	Factory Mutual Insurance Company & its Affiliates	00000					Factory Mutual Insurance Company – Escritorio de Representação No Brasil LTDA.	..BRA.....	IA.....	Factory Mutual Insurance Company	Ownership.....	100.000	Factory Mutual Insurance Company	..NO.....	
. 0000	Factory Mutual Insurance Company & its Affiliates	00000	05-0520189				FM Approvals LLC	..RI.....	NIA.....	Factory Mutual Insurance Company	Ownership.....	100.000	Factory Mutual Insurance Company	..NO.....	
. 0000	Factory Mutual Insurance Company & its Affiliates	00000					FM Engineering International Limited	..GBR.....	NIA.....	FM Insurance Europe S.A.	Ownership.....	100.000	Factory Mutual Insurance Company	..NO.....	
. 0000	Factory Mutual Insurance Company & its Affiliates	00000					FM Engineering Consulting (Shanghai) Co. Ltd	..CHN.....	NIA.....	FM Global Services LLC	Ownership.....	100.000	Factory Mutual Insurance Company	..NO.....	
. 0000	Factory Mutual Insurance Company & its Affiliates	00000					FM Approvals Limited	..GBR.....	NIA.....	FM Approvals LLC	Ownership.....	100.000	Factory Mutual Insurance Company	..NO.....	
. 0000	Factory Mutual Insurance Company & its Affiliates	00000					FM Approvals Assessoria E Representação LTDA.	..BRA.....	NIA.....	FM Approvals LLC	Ownership.....	100.000	Factory Mutual Insurance Company	..NO.....	
. 0000	Factory Mutual Insurance Company & its Affiliates	00000	27-1439297				FMRE Holdings LLC	..DE.....	NIA.....	Factory Mutual Insurance Company	Ownership.....	100.000	Factory Mutual Insurance Company	..NO.....	
. 0000	Factory Mutual Insurance Company & its Affiliates	00000	05-6009095				FMIC Holdings, Inc.	..RI.....	UDP.....	Factory Mutual Insurance Company	Ownership.....	100.000	Factory Mutual Insurance Company	..YES.....	
. 0000	Factory Mutual Insurance Company & its Affiliates	00000					FM Global Servicios, S.de R.L. de C.V.	..MEX.....	NIA.....	FMIC Holdings, Inc.	Ownership.....	100.000	Factory Mutual Insurance Company	..NO.....	
. 0000	Factory Mutual Insurance Company & its Affiliates	00000	27-0433536				FM Global Services LLC	..RI.....	NIA.....	FMIC Holdings, Inc	Ownership.....	100.000	Factory Mutual Insurance Company	..NO.....	
. 0000	Factory Mutual Insurance Company & its Affiliates	00000					FM do Brasil Servicos de Prevencao de Perdas LTDA.	..BRA.....	NIA.....	FM Global Services LLC	Ownership.....	100.000	Factory Mutual Insurance Company	..NO.....	
. 0000	Factory Mutual Insurance Company & its Affiliates	00000	04-3516902				610 Lincoln LLC	..DE.....	NIA.....	FMRE Holdings LLC	Ownership.....	100.000	Factory Mutual Insurance Company	..NO.....	
. 0000	Factory Mutual Insurance Company & its Affiliates	00000	04-3516903				404 Wyman LLC	..DE.....	NIA.....	FMRE Holdings LLC	Ownership.....	100.000	Factory Mutual Insurance Company	..NO.....	
. 0000	Factory Mutual Insurance Company & its Affiliates	00000	04-3516936				275 Wyman LLC	..DE.....	NIA.....	FMRE Holdings LLC	Ownership.....	100.000	Factory Mutual Insurance Company	..NO.....	
. 0000	Factory Mutual Insurance Company & its Affiliates	00000	20-8836334				175 Wyman LLC	..DE.....	NIA.....	FMRE Holdings LLC	Ownership.....	100.000	Factory Mutual Insurance Company	..NO.....	
. 0000	Factory Mutual Insurance Company & its Affiliates	00000	04-3516937				Park Ridge Building LLC	..DE.....	NIA.....	FMRE Holdings LLC	Ownership.....	100.000	Factory Mutual Insurance Company	..NO.....	

ANNUAL STATEMENT FOR THE YEAR 2024 OF THE AFFILIATED FM INSURANCE COMPANY

SCHEDULE Y  
PART 1A - DETAIL OF INSURANCE HOLDING COMPANY SYSTEM

1	2	3	4	5	6	7	8	9	10	11	12	13	14	15	16
Group Code	Group Name	NAIC Company Code	ID Number	Federal RSSD	CIK	Name of Securities Exchange if Publicly Traded (U.S. or International)	Names of Parent, Subsidiaries Or Affiliates	Domi-ciliary Location	Relation-ship to Reporting Entity	Directly Controlled by (Name of Entity/Person)	Type of Control (Ownership, Board, Management, Attorney-in-Fact, Influence, Other)	If Control is Ownership Provide Percen-tage	Ultimate Controlling Entity(ies)/Person(s)	Is an SCA Filing Re-quired? (Yes/No)	*
. 0000	Factory Mutual Insurance Company & its Affiliates	00000	04-3516935				93 Building LLC	.. DE	..... NIA.....	FMRE Holdings LLC	Ownership.....	100.000	Factory Mutual Insurance Company	... NO...	.....
. 0000	Factory Mutual Insurance Company & its Affiliates	00000	20-2775533				265 Winter LLC	.. DE	..... NIA.....	FMRE Holdings LLC	Ownership.....	100.000	Factory Mutual Insurance Company	... NO...	.....
. 0000	Factory Mutual Insurance Company & its Affiliates	00000	27-1169682				245 Winter LLC	.. DE	..... NIA.....	265 Winter LLC	Ownership.....	100.000	Factory Mutual Insurance Company	... NO...	.....
. 0000	Factory Mutual Insurance Company & its Affiliates	00000	04-3516938				Neponset River LLC	.. DE	..... NIA.....	FMRE Holdings LLC	Ownership.....	100.000	Factory Mutual Insurance Company	... NO...	.....
. 0000	Factory Mutual Insurance Company & its Affiliates	00000	04-3516901				601 Edgewater LLC	.. DE	..... NIA.....	FMRE Holdings LLC	Ownership.....	100.000	Factory Mutual Insurance Company	... NO...	.....
. 0000	Factory Mutual Insurance Company & its Affiliates	00000	27-1595571				285 Central Avenue, LLC	.. RI	..... NIA.....	FMRE Holdings LLC	Ownership.....	100.000	Factory Mutual Insurance Company	... NO...	.....
. 0000	Factory Mutual Insurance Company & its Affiliates	00000	04-3516897				Hobbs Brook Real Estate LLC	.. DE	..... NIA.....	FMRE Holdings LLC	Ownership.....	100.000	Factory Mutual Insurance Company	... NO...	.....
. 0000	Factory Mutual Insurance Company & its Affiliates	00000	45-2766487				101 Edgewater LLC	.. DE	..... NIA.....	FMRE Holdings LLC	Ownership.....	100.000	Factory Mutual Insurance Company	... NO...	.....
. 0000	Factory Mutual Insurance Company & its Affiliates	00000	27-1169682				401 Edgewater LLC	.. DE	..... NIA.....	FMRE Holdings LLC	Ownership.....	100.000	Factory Mutual Insurance Company	... NO...	.....
. 0000	Factory Mutual Insurance Company & its Affiliates	00000					FM Global Services Colombia S.A.S	.. COL	..... NIA.....	FM Global Services LLC	Ownership.....	100.000	Factory Mutual Insurance Company	... NO...	.....
. 0000	Factory Mutual Insurance Company & its Affiliates	00000	46-0627887				95 Hayden LLC	.. DE	..... NIA.....	FMRE Holdings LLC	Ownership.....	100.000	Factory Mutual Insurance Company	... NO...	.....
. 0000	Factory Mutual Insurance Company & its Affiliates	00000	46-1609795				3460 Preston Ridge, LLC	.. DE	..... NIA.....	FMRE Holdings LLC	Ownership.....	100.000	Factory Mutual Insurance Company	... NO...	.....
. 0000	Factory Mutual Insurance Company & its Affiliates	00000	46-1737956				1301 Atwood LLC	.. DE	..... NIA.....	FMRE Holdings LLC	Ownership.....	100.000	Factory Mutual Insurance Company	... NO...	.....
. 0000	Factory Mutual Insurance Company & its Affiliates	00000	38-3942900				81 Wyman LLC	.. DE	..... NIA.....	FMRE Holdings LLC	Ownership.....	100.000	Factory Mutual Insurance Company	... NO...	.....
. 0000	Factory Mutual Insurance Company & its Affiliates	00000	30-0871090				Hobbs Solar 1 LLC	.. DE	..... NIA.....	FMRE Holdings LLC	Ownership.....	100.000	Factory Mutual Insurance Company	... NO...	.....
. 0000	Factory Mutual Insurance Company & its Affiliates	00000	38-3982389				Hobbs Solar 2 LLC	.. DE	..... NIA.....	FMRE Holdings LLC	Ownership.....	100.000	Factory Mutual Insurance Company	... NO...	.....
. 0000	Factory Mutual Insurance Company & its Affiliates	00000	32-0486346				Hobbs Solar 3 LLC	.. DE	..... NIA.....	FMRE Holdings LLC	Ownership.....	100.000	Factory Mutual Insurance Company	... NO...	.....
. 0000	Factory Mutual Insurance Company & its Affiliates	00000					FM Asia Holdings Pte. Ltd.	.. SGP	..... NIA.....	FMRE Holdings LLC	Ownership.....	100.000	Factory Mutual Insurance Company	... NO...	.....
. 0000	Factory Mutual Insurance Company & its Affiliates	00000	30-0939299				Green Street Plaza LLC	.. DE	..... NIA.....	FMRE Holdings LLC	Ownership.....	100.000	Factory Mutual Insurance Company	... NO...	.....
. 0000	Factory Mutual Insurance Company & its Affiliates	00000	35-2566166				Hobbs Solar 4 LLC	.. DE	..... NIA.....	FMRE Holdings LLC	Ownership.....	100.000	Factory Mutual Insurance Company	... NO...	.....
. 0000	Factory Mutual Insurance Company & its Affiliates	00000					FM Engineering Egypt LLC	.. EGY	..... NIA.....	FM Engineering International Limited	Ownership.....	100.000	Factory Mutual Insurance Company	... NO...	.....
. 0000	Factory Mutual Insurance Company & its Affiliates	00000	30-0965702				343 Winter Bldg LLC	.. DE	..... NIA.....	FMRE Holdings LLC	Ownership.....	100.000	Factory Mutual Insurance Company	... NO...	.....
. 0000	Factory Mutual Insurance Company & its Affiliates	00000					FM Approvals Europe Limited	.. IRL	..... NIA.....	FM Approvals LLC	Ownership.....	100.000	Factory Mutual Insurance Company	... NO...	.....
. 0000	Factory Mutual Insurance Company & its Affiliates	00000	38-4085564				Hobbs Solar 5 LLC	.. DE	..... NIA.....	FMRE Holdings LLC	Ownership.....	100.000	Factory Mutual Insurance Company	... NO...	.....
. 0000	Factory Mutual Insurance Company & its Affiliates	00000	84-4295769				99 Hayden LLC	.. MA	..... NIA.....	FMRE Holdings LLC	Ownership.....	100.000	Factory Mutual Insurance Company	... NO...	.....
. 0000	Factory Mutual Insurance Company & its Affiliates	00000	85-3705167				Hobbs Solar 6 LLC	.. DE	..... NIA.....	FMRE Holdings LLC	Ownership.....	100.000	Factory Mutual Insurance Company	... NO...	.....

ANNUAL STATEMENT FOR THE YEAR 2024 OF THE AFFILIATED FM INSURANCE COMPANY

SCHEDULE Y

PART 1A - DETAIL OF INSURANCE HOLDING COMPANY SYSTEM

1	2	3	4	5	6	7	8	9	10	11	12	13	14	15	16
Group Code	Group Name	NAIC Company Code	ID Number	Federal RSSD	CIK	Name of Securities Exchange if Publicly Traded (U.S. or International)	Names of Parent, Subsidiaries Or Affiliates	Domi-ciliary Loca-tion	Relation-ship to Reporting Entity	Directly Controlled by (Name of Entity/Person)	Type of Control (Ownership, Board, Management, Attorney-in-Fact, Influence, Other)	If Control is Owner-ship Provide Percen-tage	Ultimate Controlling Entity(ies)/Person(s)	Is an SCA Filing Re-quired? (Yes/No)	*
. 0000	Factory Mutual Insurance Company & its Affiliates	..... 00000	.....	.....	.....	.....	225 Wyman LLC	.. DE.....	..... NIA.....	FMRE Holdings LLC	Ownership.....	100.000	Factory Mutual Insurance Company	.... NO.....	.....
. 0000	Factory Mutual Insurance Company & its Affiliates	..... 00000	.....	.....	.....	.....	303-333 Wyman LLC	.. DE.....	..... NIA.....	FMRE Holdings LLC	Ownership.....	100.000	Factory Mutual Insurance Company	.... NO.....	.....
. 0000	Factory Mutual Insurance Company & its Affiliates	..... 00000	.....	.....	.....	.....	FM Global Science and Technology S.a.r.l.	..LUX.....	..... NIA.....	Factory Mutual Insurance Company	Ownership.....	100.000	Factory Mutual Insurance Company	.... NO.....	.....
. 0000	Factory Mutual Insurance Company & its Affiliates	..... 00000	.....	.....	.....	.....	FME Middle East FZE	..ARE.....	..... NIA.....	FM Engineering International Limited	Ownership.....	100.000	Factory Mutual Insurance Company	.... NO.....	.....
. 0000	Factory Mutual Insurance Company & its Affiliates	..... 00000	92-2437485	.....	.....	.....	FM InnoVentures LLC	.. RI.....	..... NIA.....	FMIC Holdings, Inc.	Ownership.....	100.000	Factory Mutual Insurance Company	.... NO.....	.....
. 0000	Factory Mutual Insurance Company & its Affiliates	..... 00000	.....	.....	.....	.....	FMIC Holding Brasil LTDA.	..BRA.....	..... NIA.....	Factory Mutual Insurance Company	Ownership.....	100.000	Factory Mutual Insurance Company	.... YES.....	.....
. 0000	Factory Mutual Insurance Company & its Affiliates	..... 00000	33-2706144	.....	.....	.....	FMV Holding Company	.. DE.....	..... NIA.....	FMIC Holdings, Inc.	Ownership.....	100.000	Factory Mutual Insurance Company	.... NO.....	.....

Asterisk	Explanation
1 .....	Pool Participants: Factory Mutual Insurance Company (87%), Affiliated FM Insurance Company (12%), and Appalachian Insurance Company (1%).

# ANNUAL STATEMENT FOR THE YEAR 2024 OF THE AFFILIATED FM INSURANCE COMPANY

## SCHEDULE Y

## PART 2 - SUMMARY OF INSURER'S TRANSACTIONS WITH ANY AFFILIATES

[illegible]

\*Pool Participants: Factory Mutual Insurance Company (87%), Affiliated FM Insurance Company (12%), and Appalachian Insurance Company (1%)

## ANNUAL STATEMENT FOR THE YEAR 2024 OF THE AFFILIATED FM INSURANCE COMPANY

## SCHEDULE Y

**PART 3 - ULTIMATE CONTROLLING PARTY AND LISTING OF OTHER U.S. INSURANCE GROUPS OR ENTITIES UNDER THAT ULTIMATE CONTROLLING PARTY'S CONTROL**

[illegible]

ANNUAL STATEMENT FOR THE YEAR 2024 OF THE AFFILIATED FM INSURANCE COMPANY

SUPPLEMENTAL EXHIBITS AND SCHEDULES INTERROGATORIES

REQUIRED FILINGS

The following supplemental reports are required to be filed as part of your statement filing unless specifically waived by the domiciliary state. However, in the event that your domiciliary state waives the filing requirement, your response of **WAIVED** to the specific interrogatory will be accepted in lieu of filing a “NONE” report and a bar code will be printed below. If the supplement is required of your company but is not being filed for whatever reason enter **SEE EXPLANATION** and provide an explanation following the interrogatory questions.





		Responses
MARCH FILING		
1.	Will an actuarial opinion be filed by March 1? .....	YES
2.	Will the Supplemental Compensation Exhibit be filed with the state of domicile by March 1? .....	YES
3.	Will the confidential Risk-based Capital Report be filed with the NAIC by March 1?.....	YES
4.	Will the confidential Risk-based Capital Report be filed with the state of domicile, if required by March 1?.....	YES
APRIL FILING		
5.	Will the Insurance Expense Exhibit be filed with the state of domicile and the NAIC by April 1? .....	YES
6.	Will Management’s Discussion and Analysis be filed by April 1? .....	YES
7.	Will the Supplemental Investment Risk Interrogatories be filed by April 1? .....	YES
MAY FILING		
8.	Will this company be included in a combined annual statement which is filed with the NAIC by May 1? .....	YES
JUNE FILING		
9.	Will an audited financial report be filed by June 1? .....	YES
10.	Will Accountant's Letter of Qualifications be filed with the state of domicile and electronically with the NAIC by June 1? .....	YES

SUPPLEMENTAL FILINGS

The following supplemental reports are required to be filed as part of your annual statement filing **if your company is engaged in the type of business covered by the supplement. However, in the event that your company does not transact the type of business for which the special report must be filed, your response of NO to the specific interrogatory will be accepted in lieu of filing a “NONE” report and a bar code will be printed below.** If the supplement is required of your company but is not being filed for whatever reason enter **SEE EXPLANATION** and provide an explanation following the interrogatory questions.

















MARCH FILING		
11.	Will Schedule SIS (Stockholder Information Supplement) be filed with the state of domicile by March 1? .....	NO
12.	Will the Financial Guaranty Insurance Exhibit be filed by March 1?.....	NO
13.	Will the Medicare Supplement Insurance Experience Exhibit be filed with the state of domicile and the NAIC by March 1?.....	NO
14.	Will Supplement A to Schedule T (Medical Professional Liability Supplement) be filed by March 1? .....	NO
15.	Will the Trusteed Surplus Statement be filed with the state of domicile and the NAIC by March 1? .....	NO
16.	Will the Premiums Attributed to Protected Cells Exhibit be filed by March 1? .....	NO
17.	Will the Reinsurance Summary Supplemental Filing for General Interrogatory 9 be filed with the state of domicile and the NAIC by March 1? ...	NO
18.	Will the Medicare Part D Coverage Supplement be filed with the state of domicile and the NAIC by March 1?.....	NO
19.	Will the confidential Actuarial Opinion Summary be filed with the state of domicile, if required, by March 15 (or the date otherwise specified)?..	YES
20.	Will the Reinsurance Attestation Supplement be filed with the state of domicile and the NAIC by March 1? .....	YES
21.	Will the Exceptions to the Reinsurance Attestation Supplement be filed with the state of domicile by March 1? .....	NO
22.	Will the Bail Bond Supplement be filed with the state of domicile and the NAIC by March 1? .....	NO
23.	Will the Director and Officer Insurance Coverage Supplement be filed with the state of domicile and the NAIC by March 1? .....	NO
24.	Will an approval from the reporting entity’s state of domicile for relief related to the five-year rotation requirement for lead audit partner be filed electronically with the NAIC by March 1? .....	NO
25.	Will an approval from the reporting entity’s state of domicile for relief related to the one-year cooling off period for independent CPA be filed electronically with the NAIC by March 1? .....	NO
26.	Will an approval from the reporting entity’s state of domicile for relief related to the Requirements for Audit Committees be filed electronically with the NAIC by March 1?.....	NO
27.	Will the Supplemental Schedule for Reinsurance Counterparty Reporting Exception - Asbestos and Pollution Contracts be filed with the state of domicile and the NAIC by March 1?.....	NO
28.	Will the Exhibit of Other Liabilities by Lines of Business be filed with the state of domicile and the NAIC by March 1?.....	YES
29.	Will the Market Conduct Annual Statement (MCAS) Premium Exhibit for Year be filed with appropriate jurisdictions and with the NAIC by March 1?.....	YES
APRIL FILING		
30.	Will the Credit Insurance Experience Exhibit be filed with the state of domicile and the NAIC by April 1? .....	NO
31.	Will the Long-term Care Experience Reporting Forms be filed with the state of domicile and the NAIC by April 1? .....	NO
32.	Will the Accident and Health Policy Experience Exhibit be filed by April 1? .....	NO
33.	Will the Supplemental Health Care Exhibit (Parts 1 and 2) be filed with the state of domicile and the NAIC by April 1? .....	NO
34.	Will the Cybersecurity Insurance Coverage Supplement be filed with the state of domicile and the NAIC by April 1? .....	YES
35.	Will the Life, Health & Annuity Guaranty Association Assessable Premium Exhibit - Parts 1 and 2 be filed with the state of domicile and the NAIC by April 1? .....	NO
36.	Will the Private Flood Insurance Supplement be filed with the state of domicile and the NAIC by April 1? .....	NO
37.	Will the Mortgage Guaranty Insurance Exhibit be filed with the state of domicile and the NAIC by April 1? .....	NO
AUGUST FILING		
38.	Will Management’s Report of Internal Control Over Financial Reporting be filed with the state of domicile by August 1? .....	YES
Explanations:		
11.		
12.		
13.		
14.		
15.		
16.		
17.		
18.		
21.		
22.		
23.		
24.		
25.		
26.		
27.		
30.		
31.		
32.		
33.		
35.		
36.		
37.		

Bar Codes:

11.	SIS Stockholder Information Supplement [Document Identifier 420]	
12.	Financial Guaranty Insurance Exhibit [Document Identifier 240]	
13.	Medicare Supplement Insurance Experience Exhibit [Document Identifier 360]	
14.	Supplement A to Schedule T [Document Identifier 455]	
15.	Trusteed Surplus Statement [Document Identifier 490]	
16.	Premiums Attributed to Protected Cells Exhibit [Document Identifier 385]	

ANNUAL STATEMENT FOR THE YEAR 2024 OF THE AFFILIATED FM INSURANCE COMPANY

SUPPLEMENTAL EXHIBITS AND SCHEDULES INTERROGATORIES

17.	Reinsurance Summary Supplemental Filing [Document Identifier 401]	 1 0 0 1 4 2 0 2 4 4 0 1 0 0 0 0 0
18.	Medicare Part D Coverage Supplement [Document Identifier 365]	 1 0 0 1 4 2 0 2 4 3 6 5 0 0 0 0 0
21.	Exceptions to the Reinsurance Attestation Supplement [Document Identifier 400]	 1 0 0 1 4 2 0 2 4 4 0 0 0 0 0 0 0
22.	Bail Bond Supplement [Document Identifier 500]	 1 0 0 1 4 2 0 2 4 5 0 0 0 0 0 0 0
23.	Director and Officer Insurance Coverage Supplement [Document Identifier 505]	 1 0 0 1 4 2 0 2 4 5 0 5 0 0 0 0 0
24.	Relief from the five-year rotation requirement for lead audit partner [Document Identifier 224]	 1 0 0 1 4 2 0 2 4 2 2 4 0 0 0 0 0
25.	Relief from the one-year cooling off period for independent CPA [Document Identifier 225]	 1 0 0 1 4 2 0 2 4 2 2 5 0 0 0 0 0
26.	Relief from the Requirements for Audit Committees [Document Identifier 226]	 1 0 0 1 4 2 0 2 4 2 2 6 0 0 0 0 0
27.	Reinsurance Counterparty Reporting Exception – Asbestos and Pollution Contracts [Document Identifier 555]	 1 0 0 1 4 2 0 2 4 5 5 5 0 0 0 0 0
30.	Credit Insurance Experience Exhibit [Document Identifier 230]	 1 0 0 1 4 2 0 2 4 2 3 0 0 0 0 0 0
31.	Long-Term Care Experience Reporting Forms [Document Identifier 306]	 1 0 0 1 4 2 0 2 4 3 0 6 0 0 0 0 0
32.	Accident and Health Policy Experience Exhibit [Document Identifier 210]	 1 0 0 1 4 2 0 2 4 2 1 0 0 0 0 0 0
33.	Supplemental Health Care Exhibit (Parts 1 and 2) [Document Identifier 216]	 1 0 0 1 4 2 0 2 4 2 1 6 0 0 0 0 0
35.	Life, Health & Annuity Guaranty Association Assessable Premium Exhibit - Parts 1 and 2 [Document Identifier 290]	 1 0 0 1 4 2 0 2 4 2 9 0 0 0 0 0 0
36.	Private Flood Insurance Supplement [Document Identifier 560]	 1 0 0 1 4 2 0 2 4 5 6 0 0 0 0 0 0
37.	Will the Mortgage Guaranty Insurance Exhibit [Document Identifier 565]	 1 0 0 1 4 2 0 2 4 5 6 5 0 0 0 0 0

ANNUAL STATEMENT FOR THE YEAR 2024 OF THE AFFILIATED FM INSURANCE COMPANY

OVERFLOW PAGE FOR WRITE-INS

Additional Write-ins for Assets Line 25

		Current Year			Prior Year
		1	2	3	4
		Assets	Nonadmitted Assets	Net Admitted Assets (Cols. 1 - 2)	Net Admitted Assets
2504.	Miscellaneous receivable .....	955,083	195,000	760,083	2,143,937
2597.	Summary of remaining write-ins for Line 25 from overflow page	955,083	195,000	760,083	2,143,937

Additional Write-ins for Liabilities Line 29

		1	2
		Current Year	Prior Year
2904.	.....	0	0
2997.	Summary of remaining write-ins for Line 29 from overflow page	0	0

Additional Write-ins for Liabilities Line 32

		1	2
		Current Year	Prior Year
3204.	.....	0	0
3297.	Summary of remaining write-ins for Line 32 from overflow page	0	0

Additional Write-ins for Underwriting and Investment Exhibit Part 3 Line 24

		1	2	3	4
		Loss Adjustment Expenses	Other Underwriting Expenses	Investment Expenses	Total
2404.	Intercompany Service .....	0	6,097,828	0	6,097,828
2405.	Engineering Fee Income .....	0	(58,607)	0	(58,607)
2497.	Summary of remaining write-ins for Line 24 from overflow page	0	6,039,221	0	6,039,221

Additional Write-ins for Schedule T Line 58

	1	Gross Premiums, Including Policy and Membership Fees, Less Return Premiums and Premiums on Policies Not Taken		4	5	6	7	8	9
		2	3						
States, Etc.	Active Status	Direct Premiums Written	Direct Premiums Earned	Dividends Paid or Credited to Policyholders on Direct Business	Direct Losses Paid (Deducting Salvage)	Direct Losses Incurred	Direct Losses Unpaid	Finance and Service Charges Not Included in Premiums	Direct Premiums Written for Federal Purchasing Groups (Included in Column 2)
58004. KHM CAMBODIA .....	XXX.	4,512	2,645	0	0	0	0	0	0
58005. TWN CHINA – TAIWAN .....	XXX.	5,000	6,109	0	0	0	0	0	0
58006. CHN CHINA PEOPLES REP .....	XXX.	161,928	162,884	0	0	0	0	0	0
58007. DEU GERMANY .....	XXX.	6,500	6,500	0	0	0	0	0	0
58008. HKG HONG KONG .....	XXX.	2,500	3,080	0	0	0	0	0	0
58009. IND INDIA .....	XXX.	43,108	66,578	0	0	0	0	0	0
58010. IDN INDONESIDA .....	XXX.	9,024	9,753	0	0	0	0	0	0
58011. IRL IRELAND .....	XXX.	150,000	150,000	0	0	0	0	0	0
58012. ITA ITALY .....	XXX.	27,022	15,843	0	0	0	0	0	0
58013. NLD NETHERLANDS .....	XXX.	10,001	5,864	0	0	0	0	0	0
58014. PRT PORTUGAL .....	XXX.	2,500	837	0	0	0	0	0	0
58015. SGP SINGAPORE .....	XXX.	1,826	1,072	0	0	0	0	0	0
58016. CHE SWITZERLAND .....	XXX.	3,603	1,116	0	0	0	0	0	0
58017. THA THAILAND .....	XXX.	3,670	3,467	0	0	0	0	0	0
58018. VNM VIETNAM .....	XXX.	38,051	30,780	0	0	0	0	0	0
58997. Summary of remaining write-ins for Line 58 from overflow page	XXX	469,245	466,528	0	0	0	0	0	0





SUPPLEMENT FOR THE YEAR 2024 OF THE AFFILIATED FM INSURANCE COMPANY

**EXHIBIT OF OTHER LIABILITIES BY LINES OF BUSINESS**

**AS REPORTED ON LINE 17 OF THE EXHIBIT OF PREMIUMS AND LOSSES**

(To Be Filed by March 1)

NAIC Group Code0065

NAIC Company Code10014

	Direct Business Only			
	Prior Year	Current Year		
	1	2	3	4
	Written Premium	Written Premium	Losses Paid (deducting salvage)	Losses Unpaid (Case Base)
1. Completed operations .....	0	0	0	0
2. Errors & omissions (E&O) .....	0	0	0	0
3. Directors & officers (D&O) .....	0	0	0	0
4. Environmental liability .....	0	0	12,280,348	8,970,250
5. Excess workers' compensation .....	0	0	0	0
6. Commercial excess & umbrella .....	0	0	0	0
7. Personal umbrella .....	0	0	0	0
8. Employment liability .....	0	0	0	0
9. Aggregate write-ins for facilities & premises (CGL) .....	0	0	0	0
10. Internet & cyber liability .....	0	0	0	0
11. Aggregate write-ins for other .....	0	0	0	0
12. Total ASL 17 - other liability (sum of lines 1 through 11)	0	0	12,280,348	8,970,250
DETAILS OF WRITE-INS				
0901. ....				
0902. ....				
0903. ....				
0998. Summary of remaining write-ins for Line 9 from overflow page .....	0	0	0	0
0999. Totals (Lines 0901 through 0903 plus 0998)(Line 9 above)	0	0	0	0
1101. ....				
1102. ....				
1103. ....				
1198. Summary of remaining write-ins for Line 11 from overflow page .....	0	0	0	0
1199. Totals (Lines 1101 through 1103 plus 1198)(Line 11 above)	0	0	0	0



SUPPLEMENT FOR THE YEAR 2024 OF THE AFFILIATED FM INSURANCE COMPANY

**MARKET CONDUCT ANNUAL STATEMENT (MCAS) PREMIUM EXHIBIT FOR YEAR**

For The Year Ended December 31, 2024  
(To Be Filed by March 1)

**FOR THE STATE OF: California**

NAIC Group Code0065

NAIC Company Code10014

MCAS LINE OF BUSINESS	MCAS Reportable Premium/Considerations (Yes/No)
1. Disability Income .....	NO
2. Health .....	NO
3. Homeowners .....	YES
4. Individual Annuity .....	NO
5. Individual Life .....	NO
6. Lender-Placed Home and Auto .....	NO
7. Long-Term Care .....	NO
8. Other Health .....	NO
9. Private Flood .....	NO
10. Private Passenger Auto .....	NO
11. Short-Term Limited Duration Health Plans .....	NO
12. Travel	NO



SUPPLEMENT FOR THE YEAR 2024 OF THE AFFILIATED FM INSURANCE COMPANY

**MARKET CONDUCT ANNUAL STATEMENT (MCAS) PREMIUM EXHIBIT FOR YEAR**

For The Year Ended December 31, 2024  
(To Be Filed by March 1)

**FOR THE STATE OF: Connecticut**

NAIC Group Code      0065

NAIC Company Code      10014

MCAS LINE OF BUSINESS	MCAS Reportable Premium/Considerations (Yes/No)
1. Disability Income .....	NO
2. Health .....	NO
3. Homeowners .....	YES
4. Individual Annuity .....	NO
5. Individual Life .....	NO
6. Lender-Placed Home and Auto .....	NO
7. Long-Term Care .....	NO
8. Other Health .....	NO
9. Private Flood .....	NO
10. Private Passenger Auto .....	NO
11. Short-Term Limited Duration Health Plans .....	NO
12. Travel	NO



SUPPLEMENT FOR THE YEAR 2024 OF THE AFFILIATED FM INSURANCE COMPANY

**MARKET CONDUCT ANNUAL STATEMENT (MCAS) PREMIUM EXHIBIT FOR YEAR**

For The Year Ended December 31, 2024  
(To Be Filed by March 1)

**FOR THE STATE OF: Florida**

NAIC Group Code0065

NAIC Company Code10014

MCAS LINE OF BUSINESS	MCAS Reportable Premium/Considerations (Yes/No)
1. Disability Income .....	NO
2. Health .....	NO
3. Homeowners .....	YES
4. Individual Annuity .....	NO
5. Individual Life .....	NO
6. Lender-Placed Home and Auto .....	NO
7. Long-Term Care .....	NO
8. Other Health .....	NO
9. Private Flood .....	NO
10. Private Passenger Auto .....	NO
11. Short-Term Limited Duration Health Plans .....	NO
12. Travel	NO



SUPPLEMENT FOR THE YEAR 2024 OF THE AFFILIATED FM INSURANCE COMPANY

**MARKET CONDUCT ANNUAL STATEMENT (MCAS) PREMIUM EXHIBIT FOR YEAR**

For The Year Ended December 31, 2024  
(To Be Filed by March 1)

**FOR THE STATE OF: Georgia**

NAIC Group Code0065

NAIC Company Code10014

MCAS LINE OF BUSINESS	MCAS Reportable Premium/Considerations (Yes/No)
1. Disability Income .....	NO
2. Health .....	NO
3. Homeowners .....	YES
4. Individual Annuity .....	NO
5. Individual Life .....	NO
6. Lender-Placed Home and Auto .....	NO
7. Long-Term Care .....	NO
8. Other Health .....	NO
9. Private Flood .....	NO
10. Private Passenger Auto .....	NO
11. Short-Term Limited Duration Health Plans .....	NO
12. Travel	NO



SUPPLEMENT FOR THE YEAR 2024 OF THE AFFILIATED FM INSURANCE COMPANY

**MARKET CONDUCT ANNUAL STATEMENT (MCAS) PREMIUM EXHIBIT FOR YEAR**

For The Year Ended December 31, 2024  
(To Be Filed by March 1)

**FOR THE STATE OF: Illinois**

NAIC Group Code      0065      NAIC Company Code      10014

MCAS LINE OF BUSINESS	MCAS Reportable Premium/Considerations (Yes/No)
1. Disability Income .....	NO
2. Health .....	NO
3. Homeowners .....	YES
4. Individual Annuity .....	NO
5. Individual Life .....	NO
6. Lender-Placed Home and Auto .....	NO
7. Long-Term Care .....	NO
8. Other Health .....	NO
9. Private Flood .....	NO
10. Private Passenger Auto .....	NO
11. Short-Term Limited Duration Health Plans .....	NO
12. Travel	NO



SUPPLEMENT FOR THE YEAR 2024 OF THE AFFILIATED FM INSURANCE COMPANY

**MARKET CONDUCT ANNUAL STATEMENT (MCAS) PREMIUM EXHIBIT FOR YEAR**

For The Year Ended December 31, 2024  
(To Be Filed by March 1)

**FOR THE STATE OF: Massachusetts**

NAIC Group Code0065

NAIC Company Code10014

MCAS LINE OF BUSINESS	MCAS Reportable Premium/Considerations (Yes/No)
1. Disability Income .....	NO
2. Health .....	NO
3. Homeowners .....	YES
4. Individual Annuity .....	NO
5. Individual Life .....	NO
6. Lender-Placed Home and Auto .....	NO
7. Long-Term Care .....	NO
8. Other Health .....	NO
9. Private Flood .....	NO
10. Private Passenger Auto .....	NO
11. Short-Term Limited Duration Health Plans .....	NO
12. Travel	NO



SUPPLEMENT FOR THE YEAR 2024 OF THE AFFILIATED FM INSURANCE COMPANY

**MARKET CONDUCT ANNUAL STATEMENT (MCAS) PREMIUM EXHIBIT FOR YEAR**

For The Year Ended December 31, 2024  
(To Be Filed by March 1)

**FOR THE STATE OF: New Jersey**

NAIC Group Code0065

NAIC Company Code10014

MCAS LINE OF BUSINESS	MCAS Reportable Premium/Considerations (Yes/No)
1. Disability Income .....	NO
2. Health .....	NO
3. Homeowners .....	YES
4. Individual Annuity .....	NO
5. Individual Life .....	NO
6. Lender-Placed Home and Auto .....	NO
7. Long-Term Care .....	NO
8. Other Health .....	NO
9. Private Flood .....	NO
10. Private Passenger Auto .....	NO
11. Short-Term Limited Duration Health Plans .....	NO
12. Travel	NO





SUPPLEMENT FOR THE YEAR 2024 OF THE AFFILIATED FM INSURANCE COMPANY

**MARKET CONDUCT ANNUAL STATEMENT (MCAS) PREMIUM EXHIBIT FOR YEAR**

For The Year Ended December 31, 2024  
(To Be Filed by March 1)

FOR THE STATE OF: **Ohio**

NAIC Group Code      0065

NAIC Company Code      10014

MCAS LINE OF BUSINESS	MCAS Reportable Premium/Considerations (Yes/No)
1. Disability Income .....	NO
2. Health .....	NO
3. Homeowners .....	YES
4. Individual Annuity .....	NO
5. Individual Life .....	NO
6. Lender-Placed Home and Auto .....	NO
7. Long-Term Care .....	NO
8. Other Health .....	NO
9. Private Flood .....	NO
10. Private Passenger Auto .....	NO
11. Short-Term Limited Duration Health Plans .....	NO
12. Travel	NO



SUPPLEMENT FOR THE YEAR 2024 OF THE AFFILIATED FM INSURANCE COMPANY

**MARKET CONDUCT ANNUAL STATEMENT (MCAS) PREMIUM EXHIBIT FOR YEAR**

For The Year Ended December 31, 2024  
(To Be Filed by March 1)

**FOR THE STATE OF: Rhode Island**

NAIC Group Code0065

NAIC Company Code10014

MCAS LINE OF BUSINESS	MCAS Reportable Premium/Considerations (Yes/No)
1. Disability Income .....	NO
2. Health .....	NO
3. Homeowners .....	YES
4. Individual Annuity .....	NO
5. Individual Life .....	NO
6. Lender-Placed Home and Auto .....	NO
7. Long-Term Care .....	NO
8. Other Health .....	NO
9. Private Flood .....	NO
10. Private Passenger Auto .....	NO
11. Short-Term Limited Duration Health Plans .....	NO
12. Travel	NO