



PROPERTY AND CASUALTY COMPANIES - ASSOCIATION EDITION

# ANNUAL STATEMENT

FOR THE YEAR ENDED DECEMBER 31, 2024  
OF THE CONDITION AND AFFAIRS OF THE

## FARMERS CASUALTY INSURANCE COMPANY

NAIC Group Code 0069 0069 NAIC Company Code 40169 Employer's ID Number 05-0393243  
(Current) (Prior)

Organized under the Laws of Rhode Island, State of Domicile or Port of Entry RI  
Country of Domicile United States of America

Incorporated/Organized 10/07/1981 Commenced Business 04/01/1982

Statutory Home Office 700 Quaker Lane, Warwick, RI, US 02886-6681  
(Street and Number) (City or Town, State, Country and Zip Code)

Main Administrative Office 6301 Owensmouth Ave  
(Street and Number)  
Woodland Hills, CA, US 91367-2216 818-965-0433  
(City or Town, State, Country and Zip Code) (Area Code) (Telephone Number)

Mail Address 6301 Owensmouth Ave, Woodland Hills, CA, US 91367-2216  
(Street and Number or P.O. Box) (City or Town, State, Country and Zip Code)

Primary Location of Books and Records 6301 Owensmouth Ave  
(Street and Number)  
Woodland Hills, CA, US 91367-2216 818-965-0433  
(City or Town, State, Country and Zip Code) (Area Code) (Telephone Number)

Internet Website Address www.farmers.com

Statutory Statement Contact Maria Eugenia Aguilera, 818-965-0433  
(Name) (Area Code) (Telephone Number)  
mary.aguilera@bristolwest.com, 818-965-1178  
(E-mail Address) (FAX Number)

### OFFICERS

President Shannon Marian Bowes Treasurer, Vice President Huai-An Wang  
Secretary Jennifer Nicole Pryor Actuary, Vice President James Leslie Nutting

### OTHER

Seung Yong Yoo, Vice President

### DIRECTORS OR TRUSTEES

Gisselle Maria Acevedo Kenneth Wayne Bentley Shannon Marian Bowes  
Guy Meade Hanson Ronald Gregory Myhan Denita Annette Willoughby #

State of Illinois  
County of Lake SS:

State of California  
County of Los Angeles SS:

State of California  
County of Los Angeles SS:

The officers of this reporting entity being duly sworn, each depose and say that they are the described officers of said reporting entity, and that on the reporting period stated above, all of the herein described assets were the absolute property of the said reporting entity, free and clear from any liens or claims thereon, except as herein stated, and that this statement, together with related exhibits, schedules and explanations therein contained, annexed or referred to, is a full and true statement of all the assets and liabilities and of the condition and affairs of the said reporting entity as of the reporting period stated above, and of its income and deductions therefrom for the period ended, and have been completed in accordance with the NAIC Annual Statement Instructions and Accounting Practices and Procedures manual except to the extent that: (1) state law may differ; or, (2) that state rules or regulations require differences in reporting not related to accounting practices and procedures, according to the best of their information, knowledge and belief, respectively. Furthermore, the scope of this attestation by the described officers also includes the related corresponding electronic filing with the NAIC, when required, that is an exact copy (except for formatting differences due to electronic filing) of the enclosed statement. The electronic filing may be requested by various regulators in lieu of or in addition to the enclosed statement.

Shannon M. Bowes  
Shannon Marian Bowes  
President

Jennifer Nicole Pryor  
Jennifer Nicole Pryor  
Secretary

Huai-An Wang  
Huai-An Wang  
Vice President & Treasurer

A notary public or other officer completing this certificate verifies only the identity of the individual who signed the document, to which this certificate is attached, and not the truthfulness, accuracy, or validity of that document.

a. Is this an original filing? \_\_\_\_\_ Yes [ X ] No [ ]  
b. If no,  
1. State the amendment number  
2. Date filed  
3. Number of pages attached

Subscribed and sworn to before me on this  
28th day of January 2025 by  
Date Month Year

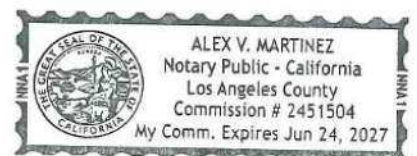
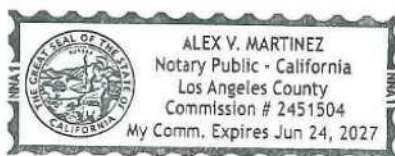
Shannon Marian Bowes  
Name of Signor  
Proved to me on the basis of satisfactory evidence to be  
the person who appeared before me.  
[Signature]  
Signature of Notary Public

Subscribed and sworn to before me on this  
28th day of January 2025 by  
Date Month Year

Jennifer Nicole Pryor  
Name of Signor  
Proved to me on the basis of satisfactory evidence to be  
the person who appeared before me.  
[Signature]  
Signature of Notary Public

Subscribed and sworn to before me on this  
28th day of January 2025 by  
Date Month Year

Huai-An Wang  
Name of Signor  
Proved to me on the basis of satisfactory evidence to be  
the person who appeared before me.  
[Signature]  
Signature of Notary Public





ANNUAL STATEMENT FOR THE YEAR 2024 OF THE FARMERS CASUALTY INSURANCE COMPANY

EXHIBIT OF PREMIUMS AND LOSSES (Statutory Page 14)

NAIC Group Code 0069

BUSINESS IN THE STATE OF Alabama

DURING THE YEAR 2024

NAIC Company Code 40169

Table with 12 columns: Line of Business, Direct Premiums Written, Direct Premiums Earned, Dividends Paid or Credited to Policyholders on Direct Business, Direct Unearned Premium Reserves, Direct Losses Paid (deducting salvage), Direct Losses Incurred, Direct Losses Unpaid, Direct Defense and Cost Containment Expense Paid, Direct Defense and Cost Containment Expense Incurred, Direct Defense and Cost Containment Expense Unpaid, Commissions and Brokerage Expenses, Taxes, Licenses and Fees. Rows include various insurance categories like Fire, Multiple Peril Crop, Federal Flood, etc., ending with a Total (a) row.

(a) Finance and service charges not included in Lines 1 to 35 \$ ..... 60
(b) For health business on indicated lines report: Number of persons insured under PPO managed care products ..... and number of persons insured under indemnity only products .....

19AL



ANNUAL STATEMENT FOR THE YEAR 2024 OF THE FARMERS CASUALTY INSURANCE COMPANY

EXHIBIT OF PREMIUMS AND LOSSES (Statutory Page 14)

NAIC Group Code 0069

BUSINESS IN THE STATE OF Arizona

DURING THE YEAR 2024

NAIC Company Code 40169

Table with 12 columns: Line of Business, Direct Premiums Written, Direct Premiums Earned, Dividends Paid or Credited to Policyholders on Direct Business, Direct Unearned Premium Reserves, Direct Losses Paid (deducting salvage), Direct Losses Incurred, Direct Losses Unpaid, Direct Defense and Cost Containment Expense Paid, Direct Defense and Cost Containment Expense Incurred, Direct Defense and Cost Containment Expense Unpaid, Commissions and Brokerage Expenses, Taxes, Licenses and Fees. Rows include various insurance categories like Fire, Multiple Peril Crop, Federal Flood, etc., and a total row at the bottom.

(a) Finance and service charges not included in Lines 1 to 35 \$ 2,810

(b) For health business on indicated lines report: Number of persons insured under PPO managed care products and number of persons insured under indemnity only products

19AZ



ANNUAL STATEMENT FOR THE YEAR 2024 OF THE FARMERS CASUALTY INSURANCE COMPANY

EXHIBIT OF PREMIUMS AND LOSSES (Statutory Page 14)

NAIC Group Code 0069

BUSINESS IN THE STATE OF Arkansas

DURING THE YEAR 2024

NAIC Company Code 40169

Table with 12 columns: Line of Business, Direct Premiums Written, Direct Premiums Earned, Dividends Paid or Credited to Policyholders on Direct Business, Direct Unearned Premium Reserves, Direct Losses Paid (deducting salvage), Direct Losses Incurred, Direct Losses Unpaid, Direct Defense and Cost Containment Expense Paid, Direct Defense and Cost Containment Expense Incurred, Direct Defense and Cost Containment Expense Unpaid, Commissions and Brokerage Expenses, Taxes, Licenses and Fees. Rows include various insurance categories like Fire, Multiple Peril Crop, Federal Flood, etc., and a total row at the bottom.

19 AR

(a) Finance and service charges not included in Lines 1 to 35 \$ .....4

(b) For health business on indicated lines report: Number of persons insured under PPO managed care products ..... and number of persons insured under indemnity only products .....



**ANNUAL STATEMENT FOR THE YEAR 2024 OF THE FARMERS CASUALTY INSURANCE COMPANY**  
**EXHIBIT OF PREMIUMS AND LOSSES (Statutory Page 14)**

NAIC Group Code 0069

BUSINESS IN THE STATE OF Colorado

DURING THE YEAR 2024

NAIC Company Code 40169

Line of Business	Gross Premiums, Including Policy and Membership Fees, Less Return Premiums and Premiums on Policies not Taken		3 Dividends Paid or Credited to Policyholders on Direct Business	4 Direct Unearned Premium Reserves	5 Direct Losses Paid (deducting salvage)	6 Direct Losses Incurred	7 Direct Losses Unpaid	8 Direct Defense and Cost Containment Expense Paid	9 Direct Defense and Cost Containment Expense Incurred	10 Direct Defense and Cost Containment Expense Unpaid	11 Commissions and Brokerage Expenses	12 Taxes, Licenses and Fees
	1 Direct Premiums Written	2 Direct Premiums Earned										
1. Fire												
2.1 Allied Lines												
2.2 Multiple Peril Crop												
2.3 Federal Flood												
2.4 Private Crop												
2.5 Private Flood												
3. Farmowners Multiple Peril												
4. Homeowners Multiple Peril	4,425,934	4,492,926		2,390,983	2,141,027	2,932,257	1,309,640	9,771	11,451	3,982	525,780	104,451
5.1 Commercial Multiple Peril (Non-Liability Portion)												
5.2 Commercial Multiple Peril (Liability Portion)												
6. Mortgage Guaranty												
8. Ocean Marine												
9.1 Inland Marine	23,962	23,865		12,763	3,675	3,468	788	7	25		2,767	486
9.2 Pet Insurance Plans												
10. Financial Guaranty												
11.1 Medical Professional Liability - Occurrence												
11.2 Medical Professional Liability - Claims-Made												
12. Earthquake	669	579		359							76	14
13.1 Comprehensive (hospital and medical) ind (b)												
13.2 Comprehensive (hospital and medical) group (b)												
14. Credit A&H (Group and Individual)												
15.1 Vision Only (b)												
15.2 Dental Only (b)												
15.3 Disability Income (b)												
15.4 Medicare Supplement (b)												
15.5 Medicaid Title XIX (b)												
15.6 Medicare Title XVIII (b)												
15.7 Long-Term Care (b)												
15.8 Federal Employees Health Benefits Plan (b)												
15.9 Other Health (b)												
16. Workers' Compensation												
17.1 Other Liability - Occurrence												
17.2 Other Liability - Claims-Made												
17.3 Excess Workers' Compensation												
18.1 Products Liability - Occurrence												
18.2 Products Liability - Claims-Made												
19.1 Private Passenger Auto No-Fault (Personal Injury Protection)												
19.2 Other Private Passenger Auto Liability	4,397,625	4,679,070		1,892,065	2,815,383	4,430,818	5,571,826	52,277	192,268	372,046	337,880	91,000
19.3 Commercial Auto No-Fault (Personal Injury Protection)												
19.4 Other Commercial Auto Liability												
21.1 Private Passenger Auto Physical Damage	4,832,538	5,119,489		2,062,587	1,849,379	1,362,924	322,290	1,726	1,726		389,875	100,058
21.2 Commercial Auto Physical Damage												
22. Aircraft (all perils)												
23. Fidelity												
24. Surety												
26. Burglary and Theft												
27. Boiler and Machinery												
28. Credit												
29. International												
30. Warranty												
31. Reins nonproportional assumed property	XXX	XXX	XXX	XXX	XXX	XXX	XXX	XXX	XXX	XXX	XXX	XXX
32. Reins nonproportional assumed liability	XXX	XXX	XXX	XXX	XXX	XXX	XXX	XXX	XXX	XXX	XXX	XXX
33. Reins nonproportional assumed financial lines	XXX	XXX	XXX	XXX	XXX	XXX	XXX	XXX	XXX	XXX	XXX	XXX
34. Aggregate Write-Ins for Other Lines of Business												
35. Total (a)	13,680,728	14,315,929		6,358,757	6,809,464	8,729,467	7,204,543	63,773	205,451	376,053	1,256,377	296,008
<b>DETAILS OF WRITE-INS</b>												
3401.												
3402.												
3403.												
3498. Summary of remaining write-ins for Line 34 from overflow page												
3499. Totals (Lines 3401 through 3403 plus 3498)(Line 34 above)												

(a) Finance and service charges not included in Lines 1 to 35 \$ 10,524

(b) For health business on indicated lines report: Number of persons insured under PPO managed care products ..... and number of persons insured under indemnity only products .....

19 CO



ANNUAL STATEMENT FOR THE YEAR 2024 OF THE FARMERS CASUALTY INSURANCE COMPANY

EXHIBIT OF PREMIUMS AND LOSSES (Statutory Page 14)

NAIC Group Code 0069

BUSINESS IN THE STATE OF Connecticut

DURING THE YEAR 2024

NAIC Company Code 40169

Table with 12 columns: Line of Business, Direct Premiums Written, Direct Premiums Earned, Dividends Paid or Credited to Policyholders on Direct Business, Direct Unearned Premium Reserves, Direct Losses Paid (deducting salvage), Direct Losses Incurred, Direct Losses Unpaid, Direct Defense and Cost Containment Expense Paid, Direct Defense and Cost Containment Expense Incurred, Direct Defense and Cost Containment Expense Unpaid, Commissions and Brokerage Expenses, Taxes, Licenses and Fees. Rows include various insurance categories like Fire, Multiple Peril Crop, Federal Flood, etc., and a total row at the bottom.

(a) Finance and service charges not included in Lines 1 to 35 \$ 34,540

(b) For health business on indicated lines report: Number of persons insured under PPO managed care products and number of persons insured under indemnity only products

19 CT



ANNUAL STATEMENT FOR THE YEAR 2024 OF THE FARMERS CASUALTY INSURANCE COMPANY

EXHIBIT OF PREMIUMS AND LOSSES (Statutory Page 14)

NAIC Group Code 0069

BUSINESS IN THE STATE OF Delaware

DURING THE YEAR 2024

NAIC Company Code 40169

Table with 12 columns: Line of Business, Direct Premiums Written, Direct Premiums Earned, Dividends Paid or Credited to Policyholders on Direct Business, Direct Unearned Premium Reserves, Direct Losses Paid (deducting salvage), Direct Losses Incurred, Direct Losses Unpaid, Direct Defense and Cost Containment Expense Paid, Direct Defense and Cost Containment Expense Incurred, Direct Defense and Cost Containment Expense Unpaid, Commissions and Brokerage Expenses, Taxes, Licenses and Fees. Rows include various insurance categories like Fire, Multiple Peril Crop, Federal Flood, etc., and a total row at the bottom.

(a) Finance and service charges not included in Lines 1 to 35 \$ 325

(b) For health business on indicated lines report: Number of persons insured under PPO managed care products and number of persons insured under indemnity only products

19 DE



ANNUAL STATEMENT FOR THE YEAR 2024 OF THE FARMERS CASUALTY INSURANCE COMPANY

EXHIBIT OF PREMIUMS AND LOSSES (Statutory Page 14)

NAIC Group Code 0069

BUSINESS IN THE STATE OF District of Columbia

DURING THE YEAR 2024

NAIC Company Code 40169

Table with 12 columns: Line of Business, Direct Premiums Written, Direct Premiums Earned, Dividends Paid or Credited to Policyholders on Direct Business, Direct Unearned Premium Reserves, Direct Losses Paid (deducting salvage), Direct Losses Incurred, Direct Losses Unpaid, Direct Defense and Cost Containment Expense Paid, Direct Defense and Cost Containment Expense Incurred, Direct Defense and Cost Containment Expense Unpaid, Commissions and Brokerage Expenses, Taxes, Licenses and Fees. Rows include various insurance categories like Fire, Multiple Peril Crop, Federal Flood, etc., ending with a Total (a) row.

19DC

(a) Finance and service charges not included in Lines 1 to 35 \$ ..... and number of persons insured under indemnity only products .....





**ANNUAL STATEMENT FOR THE YEAR 2024 OF THE FARMERS CASUALTY INSURANCE COMPANY**  
**EXHIBIT OF PREMIUMS AND LOSSES (Statutory Page 14)**

NAIC Group Code 0069

BUSINESS IN THE STATE OF Florida

DURING THE YEAR 2024

NAIC Company Code 40169

Line of Business	Gross Premiums, Including Policy and Membership Fees, Less Return Premiums and Premiums on Policies not Taken		3 Dividends Paid or Credited to Policyholders on Direct Business	4 Direct Unearned Premium Reserves	5 Direct Losses Paid (deducting salvage)	6 Direct Losses Incurred	7 Direct Losses Unpaid	8 Direct Defense and Cost Containment Expense Paid	9 Direct Defense and Cost Containment Expense Incurred	10 Direct Defense and Cost Containment Expense Unpaid	11 Commissions and Brokerage Expenses	12 Taxes, Licenses and Fees
	1 Direct Premiums Written	2 Direct Premiums Earned										
1. Fire												
2.1 Allied Lines												
2.2 Multiple Peril Crop												
2.3 Federal Flood												
2.4 Private Crop												
2.5 Private Flood												
3. Farmowners Multiple Peril												
4. Homeowners Multiple Peril	15,091,376	14,498,802		7,841,343	5,717,898	5,971,927	6,576,743	715,455	714,405	13,632	965,225	334,742
5.1 Commercial Multiple Peril (Non-Liability Portion)												
5.2 Commercial Multiple Peril (Liability Portion)												
6. Mortgage Guaranty												
8. Ocean Marine												
9.1 Inland Marine	157,742	167,003		72,892	32,722	28,564	6,539	(34)	175	10,898	3,489	
9.2 Pet Insurance Plans												
10. Financial Guaranty												
11.1 Medical Professional Liability - Occurrence												
11.2 Medical Professional Liability - Claims-Made												
12. Earthquake	(4,535)	(4,573)		380							28	(99)
13.1 Comprehensive (hospital and medical) ind (b)												
13.2 Comprehensive (hospital and medical) group (b)												
14. Credit A&H (Group and Individual)												
15.1 Vision Only (b)												
15.2 Dental Only (b)												
15.3 Disability Income (b)												
15.4 Medicare Supplement (b)												
15.5 Medicaid Title XIX (b)												
15.6 Medicare Title XVIII (b)												
15.7 Long-Term Care (b)												
15.8 Federal Employees Health Benefits Plan (b)												
15.9 Other Health (b)												
16. Workers' Compensation												
17.1 Other Liability - Occurrence												
17.2 Other Liability - Claims-Made												
17.3 Excess Workers' Compensation												
18.1 Products Liability - Occurrence												
18.2 Products Liability - Claims-Made												
19.1 Private Passenger Auto No-Fault (Personal Injury Protection)	10,407,101	13,484,932		4,313,445	7,970,111	(87,987)	5,667,126	1,287,026	(234,042)	1,069,905	904,999	229,661
19.2 Other Private Passenger Auto Liability	68,395,319	82,665,940		28,376,719	78,540,347	74,940,734	92,435,915	5,420,708	5,386,400	6,320,804	5,823,430	1,508,189
19.3 Commercial Auto No-Fault (Personal Injury Protection)												
19.4 Other Commercial Auto Liability												
21.1 Private Passenger Auto Physical Damage	35,858,030	41,379,494		15,168,223	21,202,226	21,533,726	484,131	100,864	100,864		3,322,782	789,981
21.2 Commercial Auto Physical Damage												
22. Aircraft (all perils)												
23. Fidelity												
24. Surety												
26. Burglary and Theft												
27. Boiler and Machinery												
28. Credit												
29. International												
30. Warranty												
31. Reins nonproportional assumed property	XXX	XXX	XXX	XXX	XXX	XXX	XXX	XXX	XXX	XXX	XXX	XXX
32. Reins nonproportional assumed liability	XXX	XXX	XXX	XXX	XXX	XXX	XXX	XXX	XXX	XXX	XXX	XXX
33. Reins nonproportional assumed financial lines	XXX	XXX	XXX	XXX	XXX	XXX	XXX	XXX	XXX	XXX	XXX	XXX
34. Aggregate Write-Ins for Other Lines of Business												
35. Total (a)	129,905,033	152,191,599		55,773,002	113,463,304	102,386,964	105,170,453	7,524,053	5,967,593	7,404,515	11,027,360	2,865,963
<b>DETAILS OF WRITE-INS</b>												
3401.												
3402.												
3403.												
3498. Summary of remaining write-ins for Line 34 from overflow page												
3499. Totals (Lines 3401 through 3403 plus 3498)(Line 34 above)												

(a) Finance and service charges not included in Lines 1 to 35 \$ 20,741

(b) For health business on indicated lines report: Number of persons insured under PPO managed care products ..... and number of persons insured under indemnity only products .....

19 FL



ANNUAL STATEMENT FOR THE YEAR 2024 OF THE FARMERS CASUALTY INSURANCE COMPANY

EXHIBIT OF PREMIUMS AND LOSSES (Statutory Page 14)

NAIC Group Code 0069

BUSINESS IN THE STATE OF Georgia

DURING THE YEAR 2024

NAIC Company Code 40169

Table with 12 columns: Line of Business, Direct Premiums Written, Direct Premiums Earned, Dividends Paid or Credited to Policyholders on Direct Business, Direct Unearned Premium Reserves, Direct Losses Paid (deducting salvage), Direct Losses Incurred, Direct Losses Unpaid, Direct Defense and Cost Containment Expense Paid, Direct Defense and Cost Containment Expense Incurred, Direct Defense and Cost Containment Expense Unpaid, Commissions and Brokerage Expenses, Taxes, Licenses and Fees. Rows include various insurance categories like Fire, Multiple Peril Crop, Federal Flood, etc., and a total row at the bottom.

(a) Finance and service charges not included in Lines 1 to 35 \$ 7,490

(b) For health business on indicated lines report: Number of persons insured under PPO managed care products and number of persons insured under indemnity only products

19 GA



ANNUAL STATEMENT FOR THE YEAR 2024 OF THE FARMERS CASUALTY INSURANCE COMPANY

EXHIBIT OF PREMIUMS AND LOSSES (Statutory Page 14)

NAIC Group Code 0069

BUSINESS IN THE STATE OF Idaho

DURING THE YEAR 2024

NAIC Company Code 40169

Table with 12 columns: Line of Business, Direct Premiums Written, Direct Premiums Earned, Dividends Paid or Credited to Policyholders on Direct Business, Direct Unearned Premium Reserves, Direct Losses Paid (deducting salvage), Direct Losses Incurred, Direct Losses Unpaid, Direct Defense and Cost Containment Expense Paid, Direct Defense and Cost Containment Expense Incurred, Direct Defense and Cost Containment Expense Unpaid, Commissions and Brokerage Expenses, Taxes, Licenses and Fees. Rows include various insurance categories like Fire, Auto, and Health, ending with a Total (a) row showing 2,500.

(a) Finance and service charges not included in Lines 1 to 35 \$ ..... and number of persons insured under indemnity only products .....

191D



ANNUAL STATEMENT FOR THE YEAR 2024 OF THE FARMERS CASUALTY INSURANCE COMPANY

EXHIBIT OF PREMIUMS AND LOSSES (Statutory Page 14)

NAIC Group Code 0069

BUSINESS IN THE STATE OF Illinois

DURING THE YEAR 2024

NAIC Company Code 40169

Table with 12 columns: Line of Business, Direct Premiums Written, Direct Premiums Earned, Dividends Paid or Credited to Policyholders on Direct Business, Direct Unearned Premium Reserves, Direct Losses Paid (deducting salvage), Direct Losses Incurred, Direct Losses Unpaid, Direct Defense and Cost Containment Expense Paid, Direct Defense and Cost Containment Expense Incurred, Direct Defense and Cost Containment Expense Unpaid, Commissions and Brokerage Expenses, Taxes, Licenses and Fees. Rows include various insurance categories like Fire, Multiple Peril Crop, Federal Flood, etc., and a total row at the bottom.

(a) Finance and service charges not included in Lines 1 to 35 \$ 35,692

(b) For health business on indicated lines report: Number of persons insured under PPO managed care products and number of persons insured under indemnity only products

19.1L



ANNUAL STATEMENT FOR THE YEAR 2024 OF THE FARMERS CASUALTY INSURANCE COMPANY

EXHIBIT OF PREMIUMS AND LOSSES (Statutory Page 14)

NAIC Group Code 0069

BUSINESS IN THE STATE OF Indiana

DURING THE YEAR 2024

NAIC Company Code 40169

Table with 12 columns: Line of Business, Direct Premiums Written, Direct Premiums Earned, Dividends Paid or Credited to Policyholders on Direct Business, Direct Unearned Premium Reserves, Direct Losses Paid (deducting salvage), Direct Losses Incurred, Direct Losses Unpaid, Direct Defense and Cost Containment Expense Paid, Direct Defense and Cost Containment Expense Incurred, Direct Defense and Cost Containment Expense Unpaid, Commissions and Brokerage Expenses, Taxes, Licenses and Fees. Rows include various insurance categories like Fire, Multiple Peril Crop, Federal Flood, etc., ending with a Total (a) row.

(a) Finance and service charges not included in Lines 1 to 35 \$ 155

(b) For health business on indicated lines report: Number of persons insured under PPO managed care products and number of persons insured under indemnity only products

19.IN



ANNUAL STATEMENT FOR THE YEAR 2024 OF THE FARMERS CASUALTY INSURANCE COMPANY

EXHIBIT OF PREMIUMS AND LOSSES (Statutory Page 14)

NAIC Group Code 0069

BUSINESS IN THE STATE OF Iowa

DURING THE YEAR 2024

NAIC Company Code 40169

Table with 12 columns: Line of Business, Direct Premiums Written, Direct Premiums Earned, Dividends Paid or Credited to Policyholders on Direct Business, Direct Unearned Premium Reserves, Direct Losses Paid (deducting salvage), Direct Losses Incurred, Direct Losses Unpaid, Direct Defense and Cost Containment Expense Paid, Direct Defense and Cost Containment Expense Incurred, Direct Defense and Cost Containment Expense Unpaid, Commissions and Brokerage Expenses, Taxes, Licenses and Fees. Rows include various insurance categories like Fire, Multiple Peril Crop, Federal Flood, etc., and a total row at the bottom.

(a) Finance and service charges not included in Lines 1 to 35 \$ ..... 45
(b) For health business on indicated lines report: Number of persons insured under PPO managed care products ..... and number of persons insured under indemnity only products .....

191A



ANNUAL STATEMENT FOR THE YEAR 2024 OF THE FARMERS CASUALTY INSURANCE COMPANY

EXHIBIT OF PREMIUMS AND LOSSES (Statutory Page 14)

NAIC Group Code 0069

BUSINESS IN THE STATE OF Kansas

DURING THE YEAR 2024

NAIC Company Code 40169

Table with 12 columns: Line of Business, Direct Premiums Written, Direct Premiums Earned, Dividends Paid or Credited to Policyholders on Direct Business, Direct Unearned Premium Reserves, Direct Losses Paid (deducting salvage), Direct Losses Incurred, Direct Losses Unpaid, Direct Defense and Cost Containment Expense Paid, Direct Defense and Cost Containment Expense Incurred, Direct Defense and Cost Containment Expense Unpaid, Commissions and Brokerage Expenses, Taxes, Licenses and Fees. Rows include various insurance categories like Fire, Multiple Peril Crop, Federal Flood, etc., and a 'Total (a)' row.

(a) Finance and service charges not included in Lines 1 to 35 \$ ..... and number of persons insured under indemnity only products .....

19 KS



ANNUAL STATEMENT FOR THE YEAR 2024 OF THE FARMERS CASUALTY INSURANCE COMPANY

EXHIBIT OF PREMIUMS AND LOSSES (Statutory Page 14)

NAIC Group Code 0069

BUSINESS IN THE STATE OF Kentucky

DURING THE YEAR 2024

NAIC Company Code 40169

Table with 12 columns: Line of Business, Direct Premiums Written, Direct Premiums Earned, Dividends Paid or Credited to Policyholders on Direct Business, Direct Unearned Premium Reserves, Direct Losses Paid (deducting salvage), Direct Losses Incurred, Direct Losses Unpaid, Direct Defense and Cost Containment Expense Paid, Direct Defense and Cost Containment Expense Incurred, Direct Defense and Cost Containment Expense Unpaid, Commissions and Brokerage Expenses, Taxes, Licenses and Fees. Rows include various insurance categories like Fire, Multiple Peril Crop, Federal Flood, etc., and a total row at the bottom.

(a) Finance and service charges not included in Lines 1 to 35 \$

(b) For health business on indicated lines report: Number of persons insured under PPO managed care products and number of persons insured under indemnity only products

19 KY





ANNUAL STATEMENT FOR THE YEAR 2024 OF THE FARMERS CASUALTY INSURANCE COMPANY

EXHIBIT OF PREMIUMS AND LOSSES (Statutory Page 14)

NAIC Group Code 0069

BUSINESS IN THE STATE OF Louisiana

DURING THE YEAR 2024

NAIC Company Code 40169

Table with 12 columns: Line of Business, Direct Premiums Written, Direct Premiums Earned, Dividends Paid or Credited to Policyholders on Direct Business, Direct Unearned Premium Reserves, Direct Losses Paid (deducting salvage), Direct Losses Incurred, Direct Losses Unpaid, Direct Defense and Cost Containment Expense Paid, Direct Defense and Cost Containment Expense Incurred, Direct Defense and Cost Containment Expense Unpaid, Commissions and Brokerage Expenses, Taxes, Licenses and Fees. Rows include various insurance categories like Fire, Multiple Peril Crop, Federal Flood, etc., and a total row at the bottom.

(a) Finance and service charges not included in Lines 1 to 35 \$ 67

(b) For health business on indicated lines report: Number of persons insured under PPO managed care products and number of persons insured under indemnity only products

191A



ANNUAL STATEMENT FOR THE YEAR 2024 OF THE FARMERS CASUALTY INSURANCE COMPANY  
**EXHIBIT OF PREMIUMS AND LOSSES (Statutory Page 14)**

NAIC Group Code 0069

BUSINESS IN THE STATE OF Maine

DURING THE YEAR 2024

NAIC Company Code 40169

Line of Business	Gross Premiums, Including Policy and Membership Fees, Less Return Premiums and Premiums on Policies not Taken		3 Dividends Paid or Credited to Policyholders on Direct Business	4 Direct Unearned Premium Reserves	5 Direct Losses Paid (deducting salvage)	6 Direct Losses Incurred	7 Direct Losses Unpaid	8 Direct Defense and Cost Containment Expense Paid	9 Direct Defense and Cost Containment Expense Incurred	10 Direct Defense and Cost Containment Expense Unpaid	11 Commissions and Brokerage Expenses	12 Taxes, Licenses and Fees
	1 Direct Premiums Written	2 Direct Premiums Earned										
1. Fire												
2.1 Allied Lines												
2.2 Multiple Peril Crop												
2.3 Federal Flood												
2.4 Private Crop												
2.5 Private Flood												
3. Farmowners Multiple Peril												
4. Homeowners Multiple Peril	4,913,969	4,023,384		2,705,665	1,116,602	904,025	706,443	16,514	18,721	4,392	580,229	128,296
5.1 Commercial Multiple Peril (Non-Liability Portion)												
5.2 Commercial Multiple Peril (Liability Portion)												
6. Mortgage Guaranty												
8. Ocean Marine												
9.1 Inland Marine	44,751	41,179		22,509	14,031	14,314	1,766		22	46	4,379	1,781
9.2 Pet Insurance Plans												
10. Financial Guaranty												
11.1 Medical Professional Liability - Occurrence												
11.2 Medical Professional Liability - Claims-Made												
12. Earthquake	3,093	2,688		1,398							202	76
13.1 Comprehensive (hospital and medical) ind (b)												
13.2 Comprehensive (hospital and medical) group (b)												
14. Credit A&H (Group and Individual)												
15.1 Vision Only (b)												
15.2 Dental Only (b)												
15.3 Disability Income (b)												
15.4 Medicare Supplement (b)												
15.5 Medicaid Title XIX (b)												
15.6 Medicare Title XVIII (b)												
15.7 Long-Term Care (b)												
15.8 Federal Employees Health Benefits Plan (b)												
15.9 Other Health (b)												
16. Workers' Compensation												
17.1 Other Liability - Occurrence												
17.2 Other Liability - Claims-Made												
17.3 Excess Workers' Compensation												
18.1 Products Liability - Occurrence												
18.2 Products Liability - Claims-Made												
19.1 Private Passenger Auto No-Fault (Personal Injury Protection)												
19.2 Other Private Passenger Auto Liability	3,226,542	3,411,731		1,085,934	2,033,666	2,015,537	2,934,174	30,659	44,054	187,788	257,655	85,663
19.3 Commercial Auto No-Fault (Personal Injury Protection)												
19.4 Other Commercial Auto Liability												
21.1 Private Passenger Auto Physical Damage	6,188,408	6,334,435		2,139,165	2,963,113	2,713,751	369,537	1,998	1,998		506,907	163,389
21.2 Commercial Auto Physical Damage												
22. Aircraft (all perils)												
23. Fidelity												
24. Surety												
26. Burglary and Theft												
27. Boiler and Machinery												
28. Credit												
29. International												
30. Warranty												
31. Reins nonproportional assumed property	XXX	XXX	XXX	XXX	XXX	XXX	XXX	XXX	XXX	XXX	XXX	XXX
32. Reins nonproportional assumed liability	XXX	XXX	XXX	XXX	XXX	XXX	XXX	XXX	XXX	XXX	XXX	XXX
33. Reins nonproportional assumed financial lines	XXX	XXX	XXX	XXX	XXX	XXX	XXX	XXX	XXX	XXX	XXX	XXX
34. Aggregate Write-Ins for Other Lines of Business												
35. Total (a)	14,376,764	13,813,417		5,964,670	6,127,412	5,647,626	4,011,921	49,171	64,795	192,227	1,349,371	379,204
<b>DETAILS OF WRITE-INS</b>												
3401.												
3402.												
3403.												
3498. Summary of remaining write-ins for Line 34 from overflow page												
3499. Totals (Lines 3401 through 3403 plus 3498)(Line 34 above)												

(a) Finance and service charges not included in Lines 1 to 35 \$ 14,246

(b) For health business on indicated lines report: Number of persons insured under PPO managed care products ..... and number of persons insured under indemnity only products .....

19 ME



ANNUAL STATEMENT FOR THE YEAR 2024 OF THE FARMERS CASUALTY INSURANCE COMPANY

EXHIBIT OF PREMIUMS AND LOSSES (Statutory Page 14)

NAIC Group Code 0069

BUSINESS IN THE STATE OF Maryland

DURING THE YEAR 2024

NAIC Company Code 40169

Table with 12 columns: Line of Business, Direct Premiums Written, Direct Premiums Earned, Dividends Paid or Credited to Policyholders on Direct Business, Direct Unearned Premium Reserves, Direct Losses Paid (deducting salvage), Direct Losses Incurred, Direct Losses Unpaid, Direct Defense and Cost Containment Expense Paid, Direct Defense and Cost Containment Expense Incurred, Direct Defense and Cost Containment Expense Unpaid, Commissions and Brokerage Expenses, Taxes, Licenses and Fees. Rows include various insurance categories like Fire, Auto, and Commercial, ending with a Total (a) row.

(a) Finance and service charges not included in Lines 1 to 35 \$ 1,104

(b) For health business on indicated lines report: Number of persons insured under PPO managed care products and number of persons insured under indemnity only products

19 MD



ANNUAL STATEMENT FOR THE YEAR 2024 OF THE FARMERS CASUALTY INSURANCE COMPANY

EXHIBIT OF PREMIUMS AND LOSSES (Statutory Page 14)

NAIC Group Code 0069

BUSINESS IN THE STATE OF Massachusetts

DURING THE YEAR 2024

NAIC Company Code 40169

Table with 12 columns: Line of Business, Direct Premiums Written, Direct Premiums Earned, Dividends Paid or Credited to Policyholders on Direct Business, Direct Unearned Premium Reserves, Direct Losses Paid (deducting salvage), Direct Losses Incurred, Direct Losses Unpaid, Direct Defense and Cost Containment Expense Paid, Direct Defense and Cost Containment Expense Incurred, Direct Defense and Cost Containment Expense Unpaid, Commissions and Brokerage Expenses, Taxes, Licenses and Fees. Rows include various insurance categories like Fire, Auto, Life, etc.

(a) Finance and service charges not included in Lines 1 to 35 \$ .....
(b) For health business on indicated lines report: Number of persons insured under PPO managed care products ..... and number of persons insured under indemnity only products .....

19 MA



ANNUAL STATEMENT FOR THE YEAR 2024 OF THE FARMERS CASUALTY INSURANCE COMPANY

EXHIBIT OF PREMIUMS AND LOSSES (Statutory Page 14)

NAIC Group Code 0069

BUSINESS IN THE STATE OF Minnesota

DURING THE YEAR 2024

NAIC Company Code 40169

Table with 12 columns: Line of Business, Direct Premiums Written, Direct Premiums Earned, Dividends Paid or Credited to Policyholders on Direct Business, Direct Unearned Premium Reserves, Direct Losses Paid (deducting salvage), Direct Losses Incurred, Direct Losses Unpaid, Direct Defense and Cost Containment Expense Paid, Direct Defense and Cost Containment Expense Incurred, Direct Defense and Cost Containment Expense Unpaid, Commissions and Brokerage Expenses, Taxes, Licenses and Fees. Rows include various insurance categories like Fire, Multiple Peril Crop, Federal Flood, etc., and a total row at the bottom.

(a) Finance and service charges not included in Lines 1 to 35 \$ 8,200

(b) For health business on indicated lines report: Number of persons insured under PPO managed care products and number of persons insured under indemnity only products

19 MN



ANNUAL STATEMENT FOR THE YEAR 2024 OF THE FARMERS CASUALTY INSURANCE COMPANY

EXHIBIT OF PREMIUMS AND LOSSES (Statutory Page 14)

NAIC Group Code 0069

BUSINESS IN THE STATE OF Mississippi

DURING THE YEAR 2024

NAIC Company Code 40169

Table with 12 columns: Line of Business, Direct Premiums Written, Direct Premiums Earned, Dividends Paid or Credited to Policyholders on Direct Business, Direct Unearned Premium Reserves, Direct Losses Paid (deducting salvage), Direct Losses Incurred, Direct Losses Unpaid, Direct Defense and Cost Containment Expense Paid, Direct Defense and Cost Containment Expense Incurred, Direct Defense and Cost Containment Expense Unpaid, Commissions and Brokerage Expenses, Taxes, Licenses and Fees. Rows include Fire, Multiple Peril Crop, Federal Flood, Private Crop, Farmowners Multiple Peril, Homeowners Multiple Peril, Commercial Multiple Peril (Non-Liability Portion), Commercial Multiple Peril (Liability Portion), Mortgage Guaranty, Ocean Marine, Inland Marine, Pet Insurance Plans, Financial Guaranty, Medical Professional Liability - Occurrence, Medical Professional Liability - Claims-Made, Earthquake, Comprehensive (hospital and medical) ind (b), Comprehensive (hospital and medical) group (b), Credit A&H (Group and Individual), Vision Only (b), Dental Only (b), Disability Income (b), Medicare Supplement (b), Medicaid Title XIX (b), Medicare Title XVIII (b), Long-Term Care (b), Federal Employees Health Benefits Plan (b), Other Health (b), Workers' Compensation, Other Liability - Occurrence, Other Liability - Claims-Made, Excess Workers' Compensation, Products Liability - Occurrence, Products Liability - Claims-Made, Private Passenger Auto No-Fault (Personal Injury Protection), Other Private Passenger Auto Liability, Commercial Auto No-Fault (Personal Injury Protection), Other Commercial Auto Liability, Private Passenger Auto Physical Damage, Commercial Auto Physical Damage, Aircraft (all perils), Fidelity, Surety, Burglary and Theft, Boiler and Machinery, Credit, International, Warranty, Reins nonproportional assumed property, Reins nonproportional assumed liability, Reins nonproportional assumed financial lines, Aggregate Write-Ins for Other Lines of Business, Total (a), and DETAILS OF WRITE-INS (3401-3499).

(a) Finance and service charges not included in Lines 1 to 35 \$ 38,330

(b) For health business on indicated lines report: Number of persons insured under PPO managed care products and number of persons insured under indemnity only products

19 MS



ANNUAL STATEMENT FOR THE YEAR 2024 OF THE FARMERS CASUALTY INSURANCE COMPANY

EXHIBIT OF PREMIUMS AND LOSSES (Statutory Page 14)

NAIC Group Code 0069

BUSINESS IN THE STATE OF Missouri

DURING THE YEAR 2024

NAIC Company Code 40169

Table with 12 columns: Line of Business, Direct Premiums Written, Direct Premiums Earned, Dividends Paid or Credited to Policyholders on Direct Business, Direct Unearned Premium Reserves, Direct Losses Paid (deducting salvage), Direct Losses Incurred, Direct Losses Unpaid, Direct Defense and Cost Containment Expense Paid, Direct Defense and Cost Containment Expense Incurred, Direct Defense and Cost Containment Expense Unpaid, Commissions and Brokerage Expenses, Taxes, Licenses and Fees. Rows include various insurance categories like Fire, Multiple Peril Crop, Federal Flood, etc., and a Total (a) row.

(a) Finance and service charges not included in Lines 1 to 35 \$

(b) For health business on indicated lines report: Number of persons insured under PPO managed care products and number of persons insured under indemnity only products

19 MO



ANNUAL STATEMENT FOR THE YEAR 2024 OF THE FARMERS CASUALTY INSURANCE COMPANY

EXHIBIT OF PREMIUMS AND LOSSES (Statutory Page 14)

NAIC Group Code 0069

BUSINESS IN THE STATE OF Montana

DURING THE YEAR 2024

NAIC Company Code 40169

Table with 12 columns: Line of Business, Direct Premiums Written, Direct Premiums Earned, Dividends Paid or Credited to Policyholders on Direct Business, Direct Unearned Premium Reserves, Direct Losses Paid (deducting salvage), Direct Losses Incurred, Direct Losses Unpaid, Direct Defense and Cost Containment Expense Paid, Direct Defense and Cost Containment Expense Incurred, Direct Defense and Cost Containment Expense Unpaid, Commissions and Brokerage Expenses, Taxes, Licenses and Fees. Rows include various insurance categories like Fire, Multiple Peril Crop, Federal Flood, etc., ending with a Total (a) row showing 1,900.

(a) Finance and service charges not included in Lines 1 to 35 \$ .....
(b) For health business on indicated lines report: Number of persons insured under PPO managed care products ..... and number of persons insured under indemnity only products .....

19 MT





ANNUAL STATEMENT FOR THE YEAR 2024 OF THE FARMERS CASUALTY INSURANCE COMPANY

EXHIBIT OF PREMIUMS AND LOSSES (Statutory Page 14)

NAIC Group Code 0069

BUSINESS IN THE STATE OF Nebraska

DURING THE YEAR 2024

NAIC Company Code 40169

Table with 12 columns: Line of Business, Direct Premiums Written, Direct Premiums Earned, Dividends Paid or Credited to Policyholders on Direct Business, Direct Unearned Premium Reserves, Direct Losses Paid (deducting salvage), Direct Losses Incurred, Direct Losses Unpaid, Direct Defense and Cost Containment Expense Paid, Direct Defense and Cost Containment Expense Incurred, Direct Defense and Cost Containment Expense Unpaid, Commissions and Brokerage Expenses, Taxes, Licenses and Fees. Rows include various insurance categories like Fire, Multiple Peril Crop, Federal Flood, etc., and a total row at the bottom.

(a) Finance and service charges not included in Lines 1 to 35 \$ 893

(b) For health business on indicated lines report: Number of persons insured under PPO managed care products and number of persons insured under indemnity only products

19 NIE



ANNUAL STATEMENT FOR THE YEAR 2024 OF THE FARMERS CASUALTY INSURANCE COMPANY

EXHIBIT OF PREMIUMS AND LOSSES (Statutory Page 14)

NAIC Group Code 0069

BUSINESS IN THE STATE OF New Jersey

DURING THE YEAR 2024

NAIC Company Code 40169

Table with 12 columns: Line of Business, Direct Premiums Written, Direct Premiums Earned, Dividends Paid or Credited to Policyholders on Direct Business, Direct Unearned Premium Reserves, Direct Losses Paid (deducting salvage), Direct Losses Incurred, Direct Losses Unpaid, Direct Defense and Cost Containment Expense Paid, Direct Defense and Cost Containment Expense Incurred, Direct Defense and Cost Containment Expense Unpaid, Commissions and Brokerage Expenses, Taxes, Licenses and Fees. Rows include various insurance categories like Fire, Multiple Peril Crop, Federal Flood, etc., and a total row at the bottom.

(a) Finance and service charges not included in Lines 1 to 35 \$ 39,104

(b) For health business on indicated lines report: Number of persons insured under PPO managed care products and number of persons insured under indemnity only products

19 NJ



ANNUAL STATEMENT FOR THE YEAR 2024 OF THE FARMERS CASUALTY INSURANCE COMPANY

EXHIBIT OF PREMIUMS AND LOSSES (Statutory Page 14)

NAIC Group Code 0069

BUSINESS IN THE STATE OF New York

DURING THE YEAR 2024

NAIC Company Code 40169

Table with 12 columns: Line of Business, Direct Premiums Written, Direct Premiums Earned, Dividends Paid or Credited to Policyholders on Direct Business, Direct Unearned Premium Reserves, Direct Losses Paid (deducting salvage), Direct Losses Incurred, Direct Losses Unpaid, Direct Defense and Cost Containment Expense Paid, Direct Defense and Cost Containment Expense Incurred, Direct Defense and Cost Containment Expense Unpaid, Commissions and Brokerage Expenses, Taxes, Licenses and Fees. Rows include various insurance categories like Fire, Multiple Peril Crop, Federal Flood, etc., and a total row at the bottom.

(a) Finance and service charges not included in Lines 1 to 35 \$ 161,514

(b) For health business on indicated lines report: Number of persons insured under PPO managed care products and number of persons insured under indemnity only products

19.NY



ANNUAL STATEMENT FOR THE YEAR 2024 OF THE FARMERS CASUALTY INSURANCE COMPANY

EXHIBIT OF PREMIUMS AND LOSSES (Statutory Page 14)

NAIC Group Code 0069

BUSINESS IN THE STATE OF North Carolina

DURING THE YEAR 2024

NAIC Company Code 40169

Table with 12 columns: Line of Business, Direct Premiums Written, Direct Premiums Earned, Dividends Paid or Credited to Policyholders on Direct Business, Direct Unearned Premium Reserves, Direct Losses Paid (deducting salvage), Direct Losses Incurred, Direct Losses Unpaid, Direct Defense and Cost Containment Expense Paid, Direct Defense and Cost Containment Expense Incurred, Direct Defense and Cost Containment Expense Unpaid, Commissions and Brokerage Expenses, Taxes, Licenses and Fees. Rows include various insurance categories like Fire, Marine, Health, and Auto.

(a) Finance and service charges not included in Lines 1 to 35 \$ .....
(b) For health business on indicated lines report: Number of persons insured under PPO managed care products ..... and number of persons insured under indemnity only products .....

19 NC



ANNUAL STATEMENT FOR THE YEAR 2024 OF THE FARMERS CASUALTY INSURANCE COMPANY

EXHIBIT OF PREMIUMS AND LOSSES (Statutory Page 14)

NAIC Group Code 0069

BUSINESS IN THE STATE OF North Dakota

DURING THE YEAR 2024

NAIC Company Code 40169

Table with 12 columns: Line of Business, Direct Premiums Written, Direct Premiums Earned, Dividends Paid or Credited to Policyholders on Direct Business, Direct Unearned Premium Reserves, Direct Losses Paid (deducting salvage), Direct Losses Incurred, Direct Losses Unpaid, Direct Defense and Cost Containment Expense Paid, Direct Defense and Cost Containment Expense Incurred, Direct Defense and Cost Containment Expense Unpaid, Commissions and Brokerage Expenses, Taxes, Licenses and Fees. Rows include various insurance categories like Fire, Multiple Peril Crop, Federal Flood, etc., ending with a Total (a) row showing 667.

19 ND

(a) Finance and service charges not included in Lines 1 to 35 \$ ..... (b) For health business on indicated lines report: Number of persons insured under PPO managed care products ..... and number of persons insured under indemnity only products .....



**ANNUAL STATEMENT FOR THE YEAR 2024 OF THE FARMERS CASUALTY INSURANCE COMPANY**  
**EXHIBIT OF PREMIUMS AND LOSSES (Statutory Page 14)**

NAIC Group Code 0069

BUSINESS IN THE STATE OF Ohio

DURING THE YEAR 2024

NAIC Company Code 40169

Line of Business	Gross Premiums, Including Policy and Membership Fees, Less Return Premiums and Premiums on Policies not Taken		3 Dividends Paid or Credited to Policyholders on Direct Business	4 Direct Unearned Premium Reserves	5 Direct Losses Paid (deducting salvage)	6 Direct Losses Incurred	7 Direct Losses Unpaid	8 Direct Defense and Cost Containment Expense Paid	9 Direct Defense and Cost Containment Expense Incurred	10 Direct Defense and Cost Containment Expense Unpaid	11 Commissions and Brokerage Expenses	12 Taxes, Licenses and Fees
	1 Direct Premiums Written	2 Direct Premiums Earned										
1. Fire												
2.1 Allied Lines												
2.2 Multiple Peril Crop												
2.3 Federal Flood												
2.4 Private Crop												
2.5 Private Flood												
3. Farmowners Multiple Peril												
4. Homeowners Multiple Peril	17,584,512	18,287,216		9,327,504	13,129,970	14,290,928	7,005,594	266,638	269,693	21,029	1,905,835	394,820
5.1 Commercial Multiple Peril (Non-Liability Portion)												
5.2 Commercial Multiple Peril (Liability Portion)												
6. Mortgage Guaranty												
8. Ocean Marine												
9.1 Inland Marine	157,342	192,407		80,396	83,485	84,657	16,740	(6)	265	16,141	3,575	
9.2 Pet Insurance Plans												
10. Financial Guaranty												
11.1 Medical Professional Liability - Occurrence												
11.2 Medical Professional Liability - Claims-Made												
12. Earthquake	31,710	30,947		16,560							3,480	727
13.1 Comprehensive (hospital and medical) ind (b)												
13.2 Comprehensive (hospital and medical) group (b)												
14. Credit A&H (Group and Individual)												
15.1 Vision Only (b)												
15.2 Dental Only (b)												
15.3 Disability Income (b)												
15.4 Medicare Supplement (b)												
15.5 Medicaid Title XIX (b)												
15.6 Medicare Title XVIII (b)												
15.7 Long-Term Care (b)												
15.8 Federal Employees Health Benefits Plan (b)												
15.9 Other Health (b)												
16. Workers' Compensation												
17.1 Other Liability - Occurrence												
17.2 Other Liability - Claims-Made												
17.3 Excess Workers' Compensation												
18.1 Products Liability - Occurrence												
18.2 Products Liability - Claims-Made												
19.1 Private Passenger Auto No-Fault (Personal Injury Protection)												
19.2 Other Private Passenger Auto Liability						411	1,421	62	84	96		
19.3 Commercial Auto No-Fault (Personal Injury Protection)												
19.4 Other Commercial Auto Liability												
21.1 Private Passenger Auto Physical Damage						(9)	85					
21.2 Commercial Auto Physical Damage												
22. Aircraft (all perils)												
23. Fidelity												
24. Surety												
26. Burglary and Theft												
27. Boiler and Machinery												
28. Credit												
29. International												
30. Warranty												
31. Reins nonproportional assumed property	XXX	XXX	XXX	XXX	XXX	XXX	XXX	XXX	XXX	XXX	XXX	XXX
32. Reins nonproportional assumed liability	XXX	XXX	XXX	XXX	XXX	XXX	XXX	XXX	XXX	XXX	XXX	XXX
33. Reins nonproportional assumed financial lines	XXX	XXX	XXX	XXX	XXX	XXX	XXX	XXX	XXX	XXX	XXX	XXX
34. Aggregate Write-Ins for Other Lines of Business												
35. Total (a)	17,773,564	18,510,569		9,424,460	13,213,455	14,375,986	7,023,840	266,700	269,771	21,390	1,925,456	399,122
<b>DETAILS OF WRITE-INS</b>												
3401.												
3402.												
3403.												
3498. Summary of remaining write-ins for Line 34 from overflow page												
3499. Totals (Lines 3401 through 3403 plus 3498)(Line 34 above)												

(a) Finance and service charges not included in Lines 1 to 35 \$ 20,788

(b) For health business on indicated lines report: Number of persons insured under PPO managed care products ..... and number of persons insured under indemnity only products .....

19 OH



ANNUAL STATEMENT FOR THE YEAR 2024 OF THE FARMERS CASUALTY INSURANCE COMPANY

EXHIBIT OF PREMIUMS AND LOSSES (Statutory Page 14)

NAIC Group Code 0069

BUSINESS IN THE STATE OF Oklahoma

DURING THE YEAR 2024

NAIC Company Code 40169

Table with 12 columns: Line of Business, Direct Premiums Written, Direct Premiums Earned, Dividends Paid or Credited to Policyholders on Direct Business, Direct Unearned Premium Reserves, Direct Losses Paid (deducting salvage), Direct Losses Incurred, Direct Losses Unpaid, Direct Defense and Cost Containment Expense Paid, Direct Defense and Cost Containment Expense Incurred, Direct Defense and Cost Containment Expense Unpaid, Commissions and Brokerage Expenses, Taxes, Licenses and Fees. Rows include various insurance categories like Fire, Multiple Peril Crop, Federal Flood, etc., and a total row at the bottom.

(a) Finance and service charges not included in Lines 1 to 35 \$ 16,645

(b) For health business on indicated lines report: Number of persons insured under PPO managed care products and number of persons insured under indemnity only products

19 OK



ANNUAL STATEMENT FOR THE YEAR 2024 OF THE FARMERS CASUALTY INSURANCE COMPANY

EXHIBIT OF PREMIUMS AND LOSSES (Statutory Page 14)

NAIC Group Code 0069

BUSINESS IN THE STATE OF Oregon

DURING THE YEAR 2024

NAIC Company Code 40169

Table with 12 columns: Line of Business, Direct Premiums Written, Direct Premiums Earned, Dividends Paid or Credited to Policyholders on Direct Business, Direct Unearned Premium Reserves, Direct Losses Paid (deducting salvage), Direct Losses Incurred, Direct Losses Unpaid, Direct Defense and Cost Containment Expense Paid, Direct Defense and Cost Containment Expense Incurred, Direct Defense and Cost Containment Expense Unpaid, Commissions and Brokerage Expenses, Taxes, Licenses and Fees. Rows include various insurance categories like Fire, Multiple Peril Crop, Federal Flood, etc., and a total row at the bottom.

(a) Finance and service charges not included in Lines 1 to 35 \$ 114

(b) For health business on indicated lines report: Number of persons insured under PPO managed care products and number of persons insured under indemnity only products

19 OR





ANNUAL STATEMENT FOR THE YEAR 2024 OF THE FARMERS CASUALTY INSURANCE COMPANY

EXHIBIT OF PREMIUMS AND LOSSES (Statutory Page 14)

NAIC Group Code 0069

BUSINESS IN THE STATE OF Pennsylvania

DURING THE YEAR 2024

NAIC Company Code 40169

Table with 12 columns: Line of Business, Direct Premiums Written, Direct Premiums Earned, Dividends Paid or Credited to Policyholders on Direct Business, Direct Unearned Premium Reserves, Direct Losses Paid (deducting salvage), Direct Losses Incurred, Direct Losses Unpaid, Direct Defense and Cost Containment Expense Paid, Direct Defense and Cost Containment Expense Incurred, Direct Defense and Cost Containment Expense Unpaid, Commissions and Brokerage Expenses, Taxes, Licenses and Fees. Rows include various insurance categories like Fire, Multiple Peril Crop, Federal Flood, etc., and a total row at the bottom.

(a) Finance and service charges not included in Lines 1 to 35 \$ 5,960

(b) For health business on indicated lines report: Number of persons insured under PPO managed care products and number of persons insured under indemnity only products

19.PA



ANNUAL STATEMENT FOR THE YEAR 2024 OF THE FARMERS CASUALTY INSURANCE COMPANY

EXHIBIT OF PREMIUMS AND LOSSES (Statutory Page 14)

NAIC Group Code 0069

BUSINESS IN THE STATE OF Rhode Island

DURING THE YEAR 2024

NAIC Company Code 40169

Table with 12 columns: Line of Business, Direct Premiums Written, Direct Premiums Earned, Dividends Paid or Credited to Policyholders on Direct Business, Direct Unearned Premium Reserves, Direct Losses Paid (deducting salvage), Direct Losses Incurred, Direct Losses Unpaid, Direct Defense and Cost Containment Expense Paid, Direct Defense and Cost Containment Expense Incurred, Direct Defense and Cost Containment Expense Unpaid, Commissions and Brokerage Expenses, Taxes, Licenses and Fees. Rows include various insurance categories like Fire, Multiple Peril Crop, Federal Flood, etc., and a total row at the bottom.

(a) Finance and service charges not included in Lines 1 to 35 \$ 33,365

(b) For health business on indicated lines report: Number of persons insured under PPO managed care products and number of persons insured under indemnity only products

19.RI



ANNUAL STATEMENT FOR THE YEAR 2024 OF THE FARMERS CASUALTY INSURANCE COMPANY

EXHIBIT OF PREMIUMS AND LOSSES (Statutory Page 14)

NAIC Group Code 0069

BUSINESS IN THE STATE OF South Carolina

DURING THE YEAR 2024

NAIC Company Code 40169

Table with 12 columns: Line of Business, Direct Premiums Written, Direct Premiums Earned, Dividends Paid or Credited to Policyholders on Direct Business, Direct Unearned Premium Reserves, Direct Losses Paid (deducting salvage), Direct Losses Incurred, Direct Losses Unpaid, Direct Defense and Cost Containment Expense Paid, Direct Defense and Cost Containment Expense Incurred, Direct Defense and Cost Containment Expense Unpaid, Commissions and Brokerage Expenses, Taxes, Licenses and Fees. Rows include various insurance lines like Fire, Multiple Peril Crop, Federal Flood, etc., ending with a Total (a) row.

(a) Finance and service charges not included in Lines 1 to 35 \$

(b) For health business on indicated lines report: Number of persons insured under PPO managed care products and number of persons insured under indemnity only products

19 SC



ANNUAL STATEMENT FOR THE YEAR 2024 OF THE FARMERS CASUALTY INSURANCE COMPANY

EXHIBIT OF PREMIUMS AND LOSSES (Statutory Page 14)

NAIC Group Code 0069

BUSINESS IN THE STATE OF South Dakota

DURING THE YEAR 2024

NAIC Company Code 40169

Table with 12 columns: Line of Business, Direct Premiums Written, Direct Premiums Earned, Dividends Paid or Credited to Policyholders on Direct Business, Direct Unearned Premium Reserves, Direct Losses Paid (deducting salvage), Direct Losses Incurred, Direct Losses Unpaid, Direct Defense and Cost Containment Expense Paid, Direct Defense and Cost Containment Expense Incurred, Direct Defense and Cost Containment Expense Unpaid, Commissions and Brokerage Expenses, Taxes, Licenses and Fees. Rows include various insurance categories like Fire, Multiple Peril Crop, Federal Flood, etc., ending with a Total (a) row.

(a) Finance and service charges not included in Lines 1 to 35 \$ 2,098

(b) For health business on indicated lines report: Number of persons insured under PPO managed care products and number of persons insured under indemnity only products

19 SD



ANNUAL STATEMENT FOR THE YEAR 2024 OF THE FARMERS CASUALTY INSURANCE COMPANY  
**EXHIBIT OF PREMIUMS AND LOSSES (Statutory Page 14)**

NAIC Group Code 0069

BUSINESS IN THE STATE OF Tennessee

DURING THE YEAR 2024

NAIC Company Code 40169

Line of Business	Gross Premiums, Including Policy and Membership Fees, Less Return Premiums and Premiums on Policies not Taken		3 Dividends Paid or Credited to Policyholders on Direct Business	4 Direct Unearned Premium Reserves	5 Direct Losses Paid (deducting salvage)	6 Direct Losses Incurred	7 Direct Losses Unpaid	8 Direct Defense and Cost Containment Expense Paid	9 Direct Defense and Cost Containment Expense Incurred	10 Direct Defense and Cost Containment Expense Unpaid	11 Commissions and Brokerage Expenses	12 Taxes, Licenses and Fees
	1 Direct Premiums Written	2 Direct Premiums Earned										
1. Fire												
2.1 Allied Lines												
2.2 Multiple Peril Crop												
2.3 Federal Flood												
2.4 Private Crop												
2.5 Private Flood												
3. Farmowners Multiple Peril												
4. Homeowners Multiple Peril	10,266,058	9,936,315		5,947,898	6,812,828	5,629,587	1,684,501	60,395	61,121	7,748	1,135,846	293,272
5.1 Commercial Multiple Peril (Non-Liability Portion)												
5.2 Commercial Multiple Peril (Liability Portion)												
6. Mortgage Guaranty												
8. Ocean Marine												
9.1 Inland Marine	64,499	76,873		39,127		(1,912)	2,417		(2)	69	6,558	1,600
9.2 Pet Insurance Plans												
10. Financial Guaranty												
11.1 Medical Professional Liability - Occurrence												
11.2 Medical Professional Liability - Claims-Made												
12. Earthquake	34,144	40,336		20,669							3,454	879
13.1 Comprehensive (hospital and medical) ind (b)												
13.2 Comprehensive (hospital and medical) group (b)												
14. Credit A&H (Group and Individual)												
15.1 Vision Only (b)												
15.2 Dental Only (b)												
15.3 Disability Income (b)												
15.4 Medicare Supplement (b)												
15.5 Medicaid Title XIX (b)												
15.6 Medicare Title XVIII (b)												
15.7 Long-Term Care (b)												
15.8 Federal Employees Health Benefits Plan (b)												
15.9 Other Health (b)												
16. Workers' Compensation												
17.1 Other Liability - Occurrence												
17.2 Other Liability - Claims-Made												
17.3 Excess Workers' Compensation												
18.1 Products Liability - Occurrence												
18.2 Products Liability - Claims-Made												
19.1 Private Passenger Auto No-Fault (Personal Injury Protection)												
19.2 Other Private Passenger Auto Liability	3,858,210	4,679,500		1,784,564	3,976,968	3,933,224	3,124,539	103,072	123,811	197,184	402,319	99,718
19.3 Commercial Auto No-Fault (Personal Injury Protection)												
19.4 Other Commercial Auto Liability												
21.1 Private Passenger Auto Physical Damage	3,836,343	4,713,109		1,788,562	1,758,893	1,366,554	116,630	9,039	9,039		462,691	99,574
21.2 Commercial Auto Physical Damage												
22. Aircraft (all perils)												
23. Fidelity												
24. Surety												
26. Burglary and Theft												
27. Boiler and Machinery												
28. Credit												
29. International												
30. Warranty												
31. Reins nonproportional assumed property	XXX	XXX	XXX	XXX	XXX	XXX	XXX	XXX	XXX	XXX	XXX	XXX
32. Reins nonproportional assumed liability	XXX	XXX	XXX	XXX	XXX	XXX	XXX	XXX	XXX	XXX	XXX	XXX
33. Reins nonproportional assumed financial lines	XXX	XXX	XXX	XXX	XXX	XXX	XXX	XXX	XXX	XXX	XXX	XXX
34. Aggregate Write-Ins for Other Lines of Business												
35. Total (a)	18,059,254	19,446,133		9,580,820	12,548,689	10,927,454	4,928,088	172,505	193,968	205,002	2,010,868	495,042
<b>DETAILS OF WRITE-INS</b>												
3401.												
3402.												
3403.												
3498. Summary of remaining write-ins for Line 34 from overflow page												
3499. Totals (Lines 3401 through 3403 plus 3498)(Line 34 above)												

(a) Finance and service charges not included in Lines 1 to 35 \$ 20,632

(b) For health business on indicated lines report: Number of persons insured under PPO managed care products ..... and number of persons insured under indemnity only products .....

19.TN



ANNUAL STATEMENT FOR THE YEAR 2024 OF THE FARMERS CASUALTY INSURANCE COMPANY  
**EXHIBIT OF PREMIUMS AND LOSSES (Statutory Page 14)**

NAIC Group Code 0069

BUSINESS IN THE STATE OF Texas

DURING THE YEAR 2024

NAIC Company Code 40169

Line of Business	Gross Premiums, Including Policy and Membership Fees, Less Return Premiums and Premiums on Policies not Taken		3 Dividends Paid or Credited to Policyholders on Direct Business	4 Direct Unearned Premium Reserves	5 Direct Losses Paid (deducting salvage)	6 Direct Losses Incurred	7 Direct Losses Unpaid	8 Direct Defense and Cost Containment Expense Paid	9 Direct Defense and Cost Containment Expense Incurred	10 Direct Defense and Cost Containment Expense Unpaid	11 Commissions and Brokerage Expenses	12 Taxes, Licenses and Fees
	1 Direct Premiums Written	2 Direct Premiums Earned										
1. Fire												
2.1 Allied Lines												
2.2 Multiple Peril Crop												
2.3 Federal Flood												
2.4 Private Crop												
2.5 Private Flood												
3. Farmowners Multiple Peril												
4. Homeowners Multiple Peril												
5.1 Commercial Multiple Peril (Non-Liability Portion)												
5.2 Commercial Multiple Peril (Liability Portion)												
6. Mortgage Guaranty												
8. Ocean Marine												
9.1 Inland Marine												
9.2 Pet Insurance Plans												
10. Financial Guaranty												
11.1 Medical Professional Liability - Occurrence												
11.2 Medical Professional Liability - Claims-Made												
12. Earthquake												
13.1 Comprehensive (hospital and medical) ind (b)												
13.2 Comprehensive (hospital and medical) group (b)												
14. Credit A&H (Group and Individual)												
15.1 Vision Only (b)												
15.2 Dental Only (b)												
15.3 Disability Income (b)												
15.4 Medicare Supplement (b)												
15.5 Medicaid Title XIX (b)												
15.6 Medicare Title XVIII (b)												
15.7 Long-Term Care (b)												
15.8 Federal Employees Health Benefits Plan (b)												
15.9 Other Health (b)												
16. Workers' Compensation												
17.1 Other Liability - Occurrence												
17.2 Other Liability - Claims-Made												
17.3 Excess Workers' Compensation												
18.1 Products Liability - Occurrence												
18.2 Products Liability - Claims-Made												
19.1 Private Passenger Auto No-Fault (Personal Injury Protection)	19,396	20,818		4,069	10,995	(12,172)	(9,696)		(2,123)	420	1,062	432
19.2 Other Private Passenger Auto Liability	485,195	486,085		104,212	404,224	350,262	393,222	34,540	33,243	25,736	26,608	10,831
19.3 Commercial Auto No-Fault (Personal Injury Protection)												
19.4 Other Commercial Auto Liability												
21.1 Private Passenger Auto Physical Damage	470,218	478,856		101,212	282,722	266,876	42,798	84	84		30,793	10,505
21.2 Commercial Auto Physical Damage												
22. Aircraft (all perils)												
23. Fidelity												
24. Surety												
26. Burglary and Theft												
27. Boiler and Machinery												
28. Credit												
29. International												
30. Warranty												
31. Reins nonproportional assumed property	XXX	XXX	XXX	XXX	XXX	XXX	XXX	XXX	XXX	XXX	XXX	XXX
32. Reins nonproportional assumed liability	XXX	XXX	XXX	XXX	XXX	XXX	XXX	XXX	XXX	XXX	XXX	XXX
33. Reins nonproportional assumed financial lines	XXX	XXX	XXX	XXX	XXX	XXX	XXX	XXX	XXX	XXX	XXX	XXX
34. Aggregate Write-Ins for Other Lines of Business												
35. Total (a)	974,809	985,759		209,494	697,941	604,966	426,323	34,624	31,204	26,156	58,464	21,768
<b>DETAILS OF WRITE-INS</b>												
3401.												
3402.												
3403.												
3498. Summary of remaining write-ins for Line 34 from overflow page												
3499. Totals (Lines 3401 through 3403 plus 3498)(Line 34 above)												

(a) Finance and service charges not included in Lines 1 to 35 \$ 4,745

(b) For health business on indicated lines report: Number of persons insured under PPO managed care products ..... and number of persons insured under indemnity only products .....

19.TX



ANNUAL STATEMENT FOR THE YEAR 2024 OF THE FARMERS CASUALTY INSURANCE COMPANY

EXHIBIT OF PREMIUMS AND LOSSES (Statutory Page 14)

NAIC Group Code 0069

BUSINESS IN THE STATE OF Utah

DURING THE YEAR 2024

NAIC Company Code 40169

Table with 12 columns: Line of Business, Direct Premiums Written, Direct Premiums Earned, Dividends Paid or Credited to Policyholders on Direct Business, Direct Unearned Premium Reserves, Direct Losses Paid (deducting salvage), Direct Losses Incurred, Direct Losses Unpaid, Direct Defense and Cost Containment Expense Paid, Direct Defense and Cost Containment Expense Incurred, Direct Defense and Cost Containment Expense Unpaid, Commissions and Brokerage Expenses, Taxes, Licenses and Fees. Rows include various insurance categories like Fire, Multiple Peril Crop, Federal Flood, etc., and a total row at the bottom.

(a) Finance and service charges not included in Lines 1 to 35 \$ 2,360

(b) For health business on indicated lines report: Number of persons insured under PPO managed care products and number of persons insured under indemnity only products

19 UT



ANNUAL STATEMENT FOR THE YEAR 2024 OF THE FARMERS CASUALTY INSURANCE COMPANY

EXHIBIT OF PREMIUMS AND LOSSES (Statutory Page 14)

NAIC Group Code 0069

BUSINESS IN THE STATE OF Virginia

DURING THE YEAR 2024

NAIC Company Code 40169

Table with 12 columns: Line of Business, Direct Premiums Written, Direct Premiums Earned, Dividends Paid or Credited to Policyholders on Direct Business, Direct Unearned Premium Reserves, Direct Losses Paid (deducting salvage), Direct Losses Incurred, Direct Losses Unpaid, Direct Defense and Cost Containment Expense Paid, Direct Defense and Cost Containment Expense Incurred, Direct Defense and Cost Containment Expense Unpaid, Commissions and Brokerage Expenses, Taxes, Licenses and Fees. Rows include Fire, Multiple Peril Crop, Federal Flood, Private Crop, Farmowners Multiple Peril, Homeowners Multiple Peril, Commercial Multiple Peril (Non-Liability Portion), Commercial Multiple Peril (Liability Portion), Mortgage Guaranty, Ocean Marine, Inland Marine, Pet Insurance Plans, Financial Guaranty, Medical Professional Liability - Occurrence, Medical Professional Liability - Claims-Made, Earthquake, Comprehensive (hospital and medical) ind (b), Comprehensive (hospital and medical) group (b), Credit A&H (Group and Individual), Vision Only (b), Dental Only (b), Disability Income (b), Medicare Supplement (b), Medicaid Title XIX (b), Medicare Title XVIII (b), Long-Term Care (b), Federal Employees Health Benefits Plan (b), Other Health (b), Workers' Compensation, Other Liability - Occurrence, Other Liability - Claims-Made, Excess Workers' Compensation, Products Liability - Occurrence, Products Liability - Claims-Made, Private Passenger Auto No-Fault (Personal Injury Protection), Other Private Passenger Auto Liability, Commercial Auto No-Fault (Personal Injury Protection), Other Commercial Auto Liability, Private Passenger Auto Physical Damage, Commercial Auto Physical Damage, Aircraft (all perils), Fidelity, Surety, Burglary and Theft, Boiler and Machinery, Credit, International, Warranty, Reins nonproportional assumed property, Reins nonproportional assumed liability, Reins nonproportional assumed financial lines, Aggregate Write-Ins for Other Lines of Business, Total (a), and DETAILS OF WRITE-INS (3401-3403, 3498, 3499).

(a) Finance and service charges not included in Lines 1 to 35 \$ 13,736

(b) For health business on indicated lines report: Number of persons insured under PPO managed care products and number of persons insured under indemnity only products

19 VA





ANNUAL STATEMENT FOR THE YEAR 2024 OF THE FARMERS CASUALTY INSURANCE COMPANY

EXHIBIT OF PREMIUMS AND LOSSES (Statutory Page 14)

NAIC Group Code 0069

BUSINESS IN THE STATE OF Washington

DURING THE YEAR 2024

NAIC Company Code 40169

Table with 12 columns: Line of Business, Direct Premiums Written, Direct Premiums Earned, Dividends Paid or Credited to Policyholders on Direct Business, Direct Unearned Premium Reserves, Direct Losses Paid (deducting salvage), Direct Losses Incurred, Direct Losses Unpaid, Direct Defense and Cost Containment Expense Paid, Direct Defense and Cost Containment Expense Incurred, Direct Defense and Cost Containment Expense Unpaid, Commissions and Brokerage Expenses, Taxes, Licenses and Fees. Rows include various insurance categories like Fire, Multiple Peril Crop, Federal Flood, etc., and a total row at the bottom.

(a) Finance and service charges not included in Lines 1 to 35 \$

(b) For health business on indicated lines report: Number of persons insured under PPO managed care products and number of persons insured under indemnity only products

19/WA



ANNUAL STATEMENT FOR THE YEAR 2024 OF THE FARMERS CASUALTY INSURANCE COMPANY

EXHIBIT OF PREMIUMS AND LOSSES (Statutory Page 14)

NAIC Group Code 0069

BUSINESS IN THE STATE OF West Virginia

DURING THE YEAR 2024

NAIC Company Code 40169

Table with 12 columns: Line of Business, Direct Premiums Written, Direct Premiums Earned, Dividends Paid or Credited to Policyholders on Direct Business, Direct Unearned Premium Reserves, Direct Losses Paid (deducting salvage), Direct Losses Incurred, Direct Losses Unpaid, Direct Defense and Cost Containment Expense Paid, Direct Defense and Cost Containment Expense Incurred, Direct Defense and Cost Containment Expense Unpaid, Commissions and Brokerage Expenses, Taxes, Licenses and Fees. Rows include various insurance categories like Fire, Multiple Peril Crop, Federal Flood, etc., ending with a Total (a) row.

(a) Finance and service charges not included in Lines 1 to 35 \$ 402

(b) For health business on indicated lines report: Number of persons insured under PPO managed care products and number of persons insured under indemnity only products

19.WV



ANNUAL STATEMENT FOR THE YEAR 2024 OF THE FARMERS CASUALTY INSURANCE COMPANY

EXHIBIT OF PREMIUMS AND LOSSES (Statutory Page 14)

NAIC Group Code 0069

BUSINESS IN THE STATE OF Wisconsin

DURING THE YEAR 2024

NAIC Company Code 40169

Table with 12 columns: Line of Business, Direct Premiums Written, Direct Premiums Earned, Dividends Paid or Credited to Policyholders on Direct Business, Direct Unearned Premium Reserves, Direct Losses Paid (deducting salvage), Direct Losses Incurred, Direct Losses Unpaid, Direct Defense and Cost Containment Expense Paid, Direct Defense and Cost Containment Expense Incurred, Direct Defense and Cost Containment Expense Unpaid, Commissions and Brokerage Expenses, Taxes, Licenses and Fees. Rows include various insurance categories like Fire, Multiple Peril Crop, Federal Flood, etc., and a total row at the bottom.

19.W1

(a) Finance and service charges not included in Lines 1 to 35 \$ 35

(b) For health business on indicated lines report: Number of persons insured under PPO managed care products and number of persons insured under indemnity only products



ANNUAL STATEMENT FOR THE YEAR 2024 OF THE FARMERS CASUALTY INSURANCE COMPANY

EXHIBIT OF PREMIUMS AND LOSSES (Statutory Page 14)

NAIC Group Code 0069

BUSINESS IN THE STATE OF Grand Total

DURING THE YEAR 2024

NAIC Company Code 40169

Table with 12 columns: Line of Business, Direct Premiums Written, Direct Premiums Earned, Dividends Paid or Credited to Policyholders on Direct Business, Direct Unearned Premium Reserves, Direct Losses Paid (deducting salvage), Direct Losses Incurred, Direct Losses Unpaid, Direct Defense and Cost Containment Expense Paid, Direct Defense and Cost Containment Expense Incurred, Direct Defense and Cost Containment Expense Unpaid, Commissions and Brokerage Expenses, Taxes, Licenses and Fees. Rows include various insurance categories like Fire, Multiple Peril Crop, Federal Flood, etc., and a total row at the bottom.

(a) Finance and service charges not included in Lines 1 to 35 \$ 496,722

(b) For health business on indicated lines report: Number of persons insured under PPO managed care products and number of persons insured under indemnity only products

19 GT

Schedule F - Part 1 - Assumed Reinsurance

**N O N E**

Schedule F - Part 2 - Premium Portfolio Reinsurance Effected or (Canceled)

**N O N E**

ANNUAL STATEMENT FOR THE YEAR 2024 OF THE FARMERS CASUALTY INSURANCE COMPANY

**SCHEDULE F - PART 3**

Ceded Reinsurance as of December 31, Current Year (\$000 Omitted)

1 ID Number	2 NAIC Com- pany Code	3 Name of Reinsurer	4 Domiciliary Jurisdiction	5 Special Code	6 Reinsurance Premiums Ceded	Reinsurance Recoverable On										16 Amount in Dispute included in Column 15	Reinsurance Payable		19 Net Amount Recoverable From Reinsurers Cols. 15 - [17 + 18]	20 Funds Held by Company Under Reinsurance Treaties
						7 Paid Losses	8 Paid LAE	9 Known Case Loss Reserves	10 Known Case LAE Reserves	11 IBNR Loss Reserves	12 IBNR LAE Reserves	13 Unearned Premiums	14 Contingent Commis- sions	15 Columns 7 through 14 Totals	17 Ceded Balances Payable		18 Other Amounts Due to Reinsurers			
13-2725441	26298	FARMERS PROPERTY AND CASUALTY INSURANCE COMPANY	RI		435,947	19,853	4,170	132,393	8,970	135,199	33,613	186,402		520,599		22,187		498,412		
0399999. Total Authorized - Affiliates - U.S. Non-Pool - Other					435,947	19,853	4,170	132,393	8,970	135,199	33,613	186,402		520,599		22,187		498,412		
0499999. Total Authorized - Affiliates - U.S. Non-Pool					435,947	19,853	4,170	132,393	8,970	135,199	33,613	186,402		520,599		22,187		498,412		
0799999. Total Authorized - Affiliates - Other (Non-U.S.)																				
0899999. Total Authorized - Affiliates					435,947	19,853	4,170	132,393	8,970	135,199	33,613	186,402		520,599		22,187		498,412		
1499999. Total Authorized Excluding Protected Cells (Sum of 0899999, 0999999, 1099999, 1199999 and 1299999)					435,947	19,853	4,170	132,393	8,970	135,199	33,613	186,402		520,599		22,187		498,412		
1899999. Total Unauthorized - Affiliates - U.S. Non-Pool																				
2199999. Total Unauthorized - Affiliates - Other (Non-U.S.)																				
2299999. Total Unauthorized - Affiliates																				
2899999. Total Unauthorized Excluding Protected Cells (Sum of 2299999, 2399999, 2499999, 2599999 and 2699999)																				
3299999. Total Certified - Affiliates - U.S. Non-Pool																				
3599999. Total Certified - Affiliates - Other (Non-U.S.)																				
3699999. Total Certified - Affiliates																				
4299999. Total Certified Excluding Protected Cells (Sum of 3699999, 3799999, 3899999, 3999999 and 4099999)																				
4699999. Total Reciprocal Jurisdiction - Affiliates - U.S. Non-Pool																				
4999999. Total Reciprocal Jurisdiction - Affiliates - Other (Non-U.S.)																				
5099999. Total Reciprocal Jurisdiction - Affiliates																				
5699999. Total Reciprocal Jurisdiction Excluding Protected Cells (Sum of 5099999, 5199999, 5299999, 5399999 and 5499999)																				
5799999. Total Authorized, Unauthorized, Reciprocal Jurisdiction and Certified Excluding Protected Cells (Sum of 1499999, 2899999, 4299999 and 5699999)					435,947	19,853	4,170	132,393	8,970	135,199	33,613	186,402		520,599		22,187		498,412		
5899999. Total Protected Cells (Sum of 1399999, 2799999, 4199999 and 5599999)					435,947	19,853	4,170	132,393	8,970	135,199	33,613	186,402		520,599		22,187		498,412		
9999999 Totals					435,947	19,853	4,170	132,393	8,970	135,199	33,613	186,402		520,599		22,187		498,412		

ANNUAL STATEMENT FOR THE YEAR 2024 OF THE FARMERS CASUALTY INSURANCE COMPANY

**SCHEDULE F - PART 3 (Continued)**

Ceded Reinsurance as of December 31, Current Year (\$000 Omitted)  
(Credit Risk)

ID Number From Col. 1	Name of Reinsurer From Col. 3	Collateral				25 Total Funds Held, Payables & Collateral	26 Net Recoverable Net of Funds Held & Collateral	27 Applicable Sch. F Penalty (Col. 78)	Ceded Reinsurance Credit Risk								
		21 Multiple Beneficiary Trusts	22 Letters of Credit	23 Issuing or Confirming Bank Reference Number	24 Single Beneficiary Trusts & Other Allowable Collateral				28 Total Amount Recoverable from Reinsurers Less Penalty (Cols. 15-27)	29 Stressed Recoverable (Col. 28 * 120%)	30 Reinsurance Payable & Funds Held (Cols. 17+18+20; but not in excess of Col. 29)	31 Stressed Net Recoverable (Cols. 29-30)	32 Total Collateral (Cols. 21+22 + 24, not in Excess of Col. 31)	33 Stressed Net Recoverable Net of Collateral Offsets (Cols. 31-32)	34 Reinsurer Designation Equivalent	35 Credit Risk on Collateralized Recoverables (Col. 32 * Factor Applicable to Reinsurer Designation Equivalent in Col. 34)	36 Credit Risk on Un-collateralized Recoverables (Col. 33 * Factor Applicable to Reinsurer Designation Equivalent in Col. 34)
13-2725441	FARMERS PROPERTY AND CASUALTY INSURANCE COMPANY					22,187	498,412		XXX	XXX	XXX	XXX	XXX	XXX	XXX	XXX	XXX
0399999	Total Authorized - Affiliates - U.S. Non-Pool - Other			XXX		22,187	498,412		XXX	XXX	XXX	XXX	XXX	XXX	XXX	XXX	XXX
0499999	Total Authorized - Affiliates - U.S. Non-Pool			XXX		22,187	498,412		XXX	XXX	XXX	XXX	XXX	XXX	XXX	XXX	XXX
0799999	Total Authorized - Affiliates - Other (Non-U.S.)			XXX											XXX		
0899999	Total Authorized - Affiliates			XXX		22,187	498,412								XXX		
1499999	Total Authorized Excluding Protected Cells (Sum of 0899999, 0999999, 1099999, 1199999 and 1299999)			XXX		22,187	498,412								XXX		
1899999	Total Unauthorized - Affiliates - U.S. Non-Pool			XXX					XXX	XXX	XXX	XXX	XXX	XXX	XXX	XXX	XXX
2199999	Total Unauthorized - Affiliates - Other (Non-U.S.)			XXX											XXX		
2299999	Total Unauthorized - Affiliates			XXX											XXX		
2899999	Total Unauthorized Excluding Protected Cells (Sum of 2299999, 2399999, 2499999, 2599999 and 2699999)			XXX											XXX		
3299999	Total Certified - Affiliates - U.S. Non-Pool			XXX					XXX	XXX	XXX	XXX	XXX	XXX	XXX	XXX	XXX
3599999	Total Certified - Affiliates - Other (Non-U.S.)			XXX											XXX		
3699999	Total Certified - Affiliates			XXX											XXX		
4299999	Total Certified Excluding Protected Cells (Sum of 3699999, 3799999, 3899999, 3999999 and 4099999)			XXX											XXX		
4699999	Total Reciprocal Jurisdiction - Affiliates - U.S. Non-Pool			XXX					XXX	XXX	XXX	XXX	XXX	XXX	XXX	XXX	XXX
4999999	Total Reciprocal Jurisdiction - Affiliates - Other (Non-U.S.)			XXX											XXX		
5099999	Total Reciprocal Jurisdiction - Affiliates			XXX											XXX		
5699999	Total Reciprocal Jurisdiction Excluding Protected Cells (Sum of 5099999, 5199999, 5299999, 5399999 and 5499999)			XXX											XXX		
5799999	Total Authorized, Unauthorized, Reciprocal Jurisdiction and Certified Excluding Protected Cells (Sum of 1499999, 2899999, 4299999 and 5699999)			XXX		22,187	498,412								XXX		
5899999	Total Protected Cells (Sum of 1399999, 2799999, 4199999 and 5599999)			XXX					XXX	XXX	XXX	XXX	XXX	XXX	XXX	XXX	XXX
9999999	Totals			XXX		22,187	498,412								XXX		

ANNUAL STATEMENT FOR THE YEAR 2024 OF THE FARMERS CASUALTY INSURANCE COMPANY

**SCHEDULE F - PART 3 (Continued)**

Ceded Reinsurance as of December 31, Current Year (\$000 Omitted)  
(Aging of Ceded Reinsurance)

ID Number From Col. 1	Name of Reinsurer From Col. 3	Reinsurance Recoverable on Paid Losses and Paid Loss Adjustment Expenses							44 Total Recoverable on Paid Losses & LAE Amounts in Dispute Included in Col. 43	45 Recoverable on Paid Losses & LAE Over 90 Days Past Due Amounts in Dispute Included in Cols. 40 & 41	46 Total Recoverable on Paid Losses & LAE Amounts Not in Dispute (Cols 43-44)	47 Recoverable on Paid Losses & LAE Over 90 Days Past Due Amounts Not in Dispute (Cols. 40 + 41 - 45)	48 Amounts Received Prior 90 Days	49 Percentage Overdue Col. 42/Col. 43	50 Percentage of Amounts More Than 90 Days Overdue Not in Dispute (Col. 47/[Cols. 46+48])	51 Percentage More Than 120 Days Overdue (Col. 41/ Col. 43)	52 Is the Amount in Col. 50 Less Than 20%? (Yes or No)	53 Amounts in Col. 47 for Reinsurers with Values Less Than 20% in Col. 50
		37 Current	Overdue					43 Total Due Cols. 37+42 (In total should equal Cols. 7+8)										
			38 1 - 29 Days	39 30 - 90 Days	40 91 - 120 Days	41 Over 120 Days	42 Total Overdue Cols. 38+39 +40+41											
13-2725441 ..	FARMERS PROPERTY AND CASUALTY INSURANCE COMPANY ..	24,023						24,023		24,023								
0399999. Total Authorized - Affiliates - U.S. Non-Pool - Other		24,023						24,023		24,023								XXX
0499999. Total Authorized - Affiliates - U.S. Non-Pool		24,023						24,023		24,023								XXX
0799999. Total Authorized - Affiliates - Other (Non-U.S.)																		XXX
0899999. Total Authorized - Affiliates		24,023						24,023		24,023								XXX
1499999. Total Authorized Excluding Protected Cells (Sum of 0899999, 0999999, 1099999, 1199999 and 1299999)		24,023						24,023		24,023								XXX
1899999. Total Unauthorized - Affiliates - U.S. Non-Pool																		XXX
2199999. Total Unauthorized - Affiliates - Other (Non-U.S.)																		XXX
2299999. Total Unauthorized - Affiliates																		XXX
2899999. Total Unauthorized Excluding Protected Cells (Sum of 2299999, 2399999, 2499999, 2599999 and 2699999)																		XXX
3299999. Total Certified - Affiliates - U.S. Non-Pool																		XXX
3599999. Total Certified - Affiliates - Other (Non-U.S.)																		XXX
3699999. Total Certified - Affiliates																		XXX
4299999. Total Certified Excluding Protected Cells (Sum of 3699999, 3799999, 3899999, 3999999 and 4099999)																		XXX
4699999. Total Reciprocal Jurisdiction - Affiliates - U.S. Non-Pool																		XXX
4999999. Total Reciprocal Jurisdiction - Affiliates - Other (Non-U.S.)																		XXX
5099999. Total Reciprocal Jurisdiction - Affiliates																		XXX
5699999. Total Reciprocal Jurisdiction Excluding Protected Cells (Sum of 5099999, 5199999, 5299999, 5399999 and 5499999)																		XXX
5799999. Total Authorized, Unauthorized, Reciprocal Jurisdiction and Certified Excluding Protected Cells (Sum of 1499999, 2899999, 4299999 and 5699999)		24,023						24,023		24,023								XXX
5899999. Total Protected Cells (Sum of 1399999, 2799999, 4199999 and 5599999)																		XXX
9999999 Totals		24,023						24,023		24,023								XXX



ANNUAL STATEMENT FOR THE YEAR 2024 OF THE FARMERS CASUALTY INSURANCE COMPANY

**SCHEDULE F - PART 3 (Continued)**

Ceded Reinsurance as of December 31, Current Year (\$000 Omitted)  
(Provision for Reinsurance for Certified Reinsurers)

ID Number From Col. 1	Name of Reinsurer From Col. 3	Provision for Certified Reinsurance													Complete if Col. 52 = "No"; Otherwise Enter 0			69 Provision for Overdue Reinsurance Ceded to Certified Reinsurers (Greater of [Col. 62 + Col. 65] or Col.68; not to Exceed Col. 63)
		54	55	56	57	58	59	60	61	62	63	64	65	66	67	68		
		Certified Reinsurer Rating (1 through 6)	Effective Date of Certified Reinsurer Rating	Percent Collateral Required for Full Credit (0% through 100%)	Catastrophe Recoverables Qualifying for Collateral Deferral	Net Recoverables Subject to Collateral Requirements for Full Credit (Col. 19 - Col. 57)	Dollar Amount of Collateral Required (Col. 56 * Col. 58)	Percent of Collateral Provided for Net Recoverables Subject to Collateral Requirements ([Col. 20 + Col. 21 + Col. 22 + Col. 24] / Col. 58)	Percent Credit Allowed on Net Recoverables Subject to Collateral Requirements (Col. 60 / Col. 56, not to exceed 100%)	20% of Recoverable on Paid Losses & LAE Over 90 Days Past Due Amounts in Dispute (Col. 45 * 20%)	Amount of Credit Allowed for Net Recoverables (Col. 57 + [Col. 58 * Col. 61])	Provision for Reinsurance with Certified Reinsurers Due to Collateral Deficiency (Col. 19 - Col. 63)	20% of Recoverable on Paid Losses & LAE Over 90 Days Past Due Amounts Not in Dispute (Col. 47 * 20%)	Total Collateral Provided (Col. 20 + Col. 21 + Col. 24, not to Exceed Col. 63)	Net Unsecured Recoverable for Which Credit is Allowed (Col. 63 - Col. 66)	20% of Amount in Col. 67		
13-2725441	FARMERS PROPERTY AND CASUALTY INSURANCE COMPANY	XXX	XXX	XXX	XXX	XXX	XXX	XXX	XXX	XXX	XXX	XXX	XXX	XXX	XXX	XXX	XXX	
0399999	Total Authorized - Affiliates - U.S. Non-Pool - Other			XXX	XXX	XXX	XXX	XXX	XXX	XXX	XXX	XXX	XXX	XXX	XXX	XXX	XXX	
0499999	Total Authorized - Affiliates - U.S. Non-Pool			XXX	XXX	XXX	XXX	XXX	XXX	XXX	XXX	XXX	XXX	XXX	XXX	XXX	XXX	
0799999	Total Authorized - Affiliates - Other (Non-U.S.)			XXX	XXX	XXX	XXX	XXX	XXX	XXX	XXX	XXX	XXX	XXX	XXX	XXX	XXX	
0899999	Total Authorized - Affiliates			XXX	XXX	XXX	XXX	XXX	XXX	XXX	XXX	XXX	XXX	XXX	XXX	XXX	XXX	
1499999	Total Authorized Excluding Protected Cells (Sum of 0899999, 0999999, 1099999, 1199999 and 1299999)			XXX	XXX	XXX	XXX	XXX	XXX	XXX	XXX	XXX	XXX	XXX	XXX	XXX	XXX	
1899999	Total Unauthorized - Affiliates - U.S. Non-Pool			XXX	XXX	XXX	XXX	XXX	XXX	XXX	XXX	XXX	XXX	XXX	XXX	XXX	XXX	
2199999	Total Unauthorized - Affiliates - Other (Non-U.S.)			XXX	XXX	XXX	XXX	XXX	XXX	XXX	XXX	XXX	XXX	XXX	XXX	XXX	XXX	
2299999	Total Unauthorized - Affiliates			XXX	XXX	XXX	XXX	XXX	XXX	XXX	XXX	XXX	XXX	XXX	XXX	XXX	XXX	
2899999	Total Unauthorized Excluding Protected Cells (Sum of 2299999, 2399999, 2499999, 2599999 and 2699999)			XXX	XXX	XXX	XXX	XXX	XXX	XXX	XXX	XXX	XXX	XXX	XXX	XXX	XXX	
3299999	Total Certified - Affiliates - U.S. Non-Pool			XXX				XXX	XXX									
3599999	Total Certified - Affiliates - Other (Non-U.S.)			XXX				XXX	XXX									
3699999	Total Certified - Affiliates			XXX				XXX	XXX									
4299999	Total Certified Excluding Protected Cells (Sum of 3699999, 3799999, 3899999, 3999999 and 4099999)			XXX				XXX	XXX									
4699999	Total Reciprocal Jurisdiction - Affiliates - U.S. Non-Pool			XXX	XXX	XXX	XXX	XXX	XXX	XXX	XXX	XXX	XXX	XXX	XXX	XXX	XXX	
4999999	Total Reciprocal Jurisdiction - Affiliates - Other (Non-U.S.)			XXX	XXX	XXX	XXX	XXX	XXX	XXX	XXX	XXX	XXX	XXX	XXX	XXX	XXX	
5099999	Total Reciprocal Jurisdiction - Affiliates			XXX	XXX	XXX	XXX	XXX	XXX	XXX	XXX	XXX	XXX	XXX	XXX	XXX	XXX	
5699999	Total Reciprocal Jurisdiction Excluding Protected Cells (Sum of 5099999, 5199999, 5299999, 5399999 and 5499999)			XXX	XXX	XXX	XXX	XXX	XXX	XXX	XXX	XXX	XXX	XXX	XXX	XXX	XXX	
5799999	Total Authorized, Unauthorized, Reciprocal Jurisdiction and Certified Excluding Protected Cells (Sum of 1499999, 2899999, 4299999 and 5699999)			XXX				XXX	XXX									
5899999	Total Protected Cells (Sum of 1399999, 2799999, 4199999 and 5599999)			XXX				XXX	XXX									
9999999	Totals			XXX				XXX	XXX									

ANNUAL STATEMENT FOR THE YEAR 2024 OF THE FARMERS CASUALTY INSURANCE COMPANY

**SCHEDULE F - PART 3 (Continued)**

Ceded Reinsurance as of December 31, Current Year (\$000 Omitted)  
(Total Provision for Reinsurance)

ID Number From Col. 1	Name of Reinsurer From Col. 3	70  20% of Recoverable on Paid Losses & LAE Over 90 Days past Due Amounts Not in Dispute (Col. 47 * 20%)	71 Provision for Unauthorized Reinsurance		73 Provision for Overdue Authorized and Reciprocal Jurisdiction Reinsurance		75 Total Provision for Reinsurance			
			72  Provision for Reinsurance with Unauthorized Reinsurers Due to Collateral Deficiency (Col. 26)	72  Provision for Overdue Reinsurance from Unauthorized Reinsurers and Amounts in Dispute (Col. 70 + 20% of the Amount in Col. 16)	73  Complete if Col. 52 = "Yes"; Otherwise Enter 0  20% of Recoverable on Paid Losses & LAE Over 90 Days Past Due Amounts Not in Dispute + 20% of Amounts in Dispute ([Col. 47 * 20%] + [Col. 45 * 20%])	74  Complete if Col. 52 = "No"; Otherwise Enter 0  Greater of 20% of Net Recoverable Net of Funds Held & Collateral, or 20% of Recoverable on Paid Losses & LAE Over 90 Days Past Due (Greater of Col. 26 * 20% or Cols. [40 + 41] * 20%)	75  Provision for Amounts Ceded to Authorized and Reciprocal Jurisdiction Reinsurers (Cols. 73 + 74)	76  Provision for Amounts Ceded to Unauthorized Reinsurers (Cols. 71 + 72 Not in Excess of Col. 15)	77  Provision for Amounts Ceded to Certified Reinsurers (Cols. 64 + 69)	78  Total Provision for Reinsurance (Cols. 75 + 76 + 77)
13-2725441	FARMERS PROPERTY AND CASUALTY INSURANCE COMPANY		XXX	XXX				XXX	XXX	
0399999	Total Authorized - Affiliates - U.S. Non-Pool - Other		XXX	XXX				XXX	XXX	
0499999	Total Authorized - Affiliates - U.S. Non-Pool		XXX	XXX				XXX	XXX	
0799999	Total Authorized - Affiliates - Other (Non-U.S.)		XXX	XXX				XXX	XXX	
0899999	Total Authorized - Affiliates		XXX	XXX				XXX	XXX	
1499999	Total Authorized Excluding Protected Cells (Sum of 0899999, 0999999, 1099999, 1199999 and 1299999)		XXX	XXX				XXX	XXX	
1899999	Total Unauthorized - Affiliates - U.S. Non-Pool				XXX	XXX	XXX		XXX	
2199999	Total Unauthorized - Affiliates - Other (Non-U.S.)				XXX	XXX	XXX		XXX	
2299999	Total Unauthorized - Affiliates				XXX	XXX	XXX		XXX	
2899999	Total Unauthorized Excluding Protected Cells (Sum of 2299999, 2399999, 2499999, 2599999 and 2699999)				XXX	XXX	XXX		XXX	
3299999	Total Certified - Affiliates - U.S. Non-Pool	XXX	XXX	XXX	XXX	XXX	XXX	XXX	XXX	
3599999	Total Certified - Affiliates - Other (Non-U.S.)	XXX	XXX	XXX	XXX	XXX	XXX	XXX	XXX	
3699999	Total Certified - Affiliates	XXX	XXX	XXX	XXX	XXX	XXX	XXX	XXX	
4299999	Total Certified Excluding Protected Cells (Sum of 3699999, 3799999, 3899999, 3999999 and 4099999)	XXX	XXX	XXX	XXX	XXX	XXX	XXX	XXX	
4699999	Total Reciprocal Jurisdiction - Affiliates - U.S. Non-Pool		XXX	XXX				XXX	XXX	
4999999	Total Reciprocal Jurisdiction - Affiliates - Other (Non-U.S.)		XXX	XXX				XXX	XXX	
5099999	Total Reciprocal Jurisdiction - Affiliates		XXX	XXX				XXX	XXX	
5699999	Total Reciprocal Jurisdiction Excluding Protected Cells (Sum of 5099999, 5199999, 5299999, 5399999 and 5499999)		XXX	XXX				XXX	XXX	
5799999	Total Authorized, Unauthorized, Reciprocal Jurisdiction and Certified Excluding Protected Cells (Sum of 1499999, 2899999, 4299999 and 5699999)									
5899999	Total Protected Cells (Sum of 1399999, 2799999, 4199999 and 5599999)									
9999999	Totals									

ANNUAL STATEMENT FOR THE YEAR 2024 OF THE FARMERS CASUALTY INSURANCE COMPANY

**SCHEDULE F - PART 4**

Issuing or Confirming Banks for Letters of Credit from Schedule F, Part 3 (\$000 Omitted)

1 Issuing or Confirming Bank Reference Number Used in Col. 23 of Sch F Part 3	2 Letters of Credit Code	3 American Bankers Association (ABA) Routing Number	4 Issuing or Confirming Bank Name	5 Letters of Credit Amount
<b>NONE</b>				
<b>Total</b>				

ANNUAL STATEMENT FOR THE YEAR 2024 OF THE FARMERS CASUALTY INSURANCE COMPANY

**SCHEDULE F - PART 5**

Interrogatories for Schedule F, Part 3 (000 Omitted)

A. Report the five largest provisional commission rates included in the cedant's reinsurance treaties. The commission rate to be reported is by contract with ceded premium in excess of \$50,000:

	1 <u>Name of Reinsurer</u>	2 <u>Commission Rate</u>	3 <u>Ceded Premium</u>
1.	.....	.....	.....
2.	.....	.....	.....
3.	.....	.....	.....
4.	.....	.....	.....
5.	.....	.....	.....

B. Report the five largest reinsurance recoverables reported in Schedule F, Part 3, Column 15, due from any one reinsurer (based on the total recoverables, Schedule F, Part 3, Line 9999999, Column 15), the amount of ceded premium, and indicate whether the recoverables are due from an affiliated insurer.

	1 <u>Name of Reinsurer</u>	2 <u>Total Recoverables</u>	3 <u>Ceded Premiums</u>	4 <u>Affiliated</u>
6.	FARMERS PROPERTY AND CASUALTY INSURANCE COMPANY .....	520,599	435,947	Yes [ X ] No [ ]
7.	.....	.....	.....	Yes [ ] No [ ]
8.	.....	.....	.....	Yes [ ] No [ ]
9.	.....	.....	.....	Yes [ ] No [ ]
10.	.....	.....	.....	Yes [ ] No [ ]

NOTE: Disclosure of the five largest provisional commission rates should exclude mandatory pools and joint underwriting associations.

ANNUAL STATEMENT FOR THE YEAR 2024 OF THE FARMERS CASUALTY INSURANCE COMPANY

**SCHEDULE F - PART 6**

Restatement of Balance Sheet to Identify Net Credit for Reinsurance

	1 As Reported (Net of Ceded)	2 Restatement Adjustments	3 Restated (Gross of Ceded)
ASSETS (Page 2, Col. 3)			
1. Cash and invested assets (Line 12) .....	78,733,378		78,733,378
2. Premiums and considerations (Line 15) .....	(4,143,896)		(4,143,896)
3. Reinsurance recoverable on loss and loss adjustment expense payments (Line 16.1) .....	24,022,526	(24,022,526)	
4. Funds held by or deposited with reinsured companies (Line 16.2) .....			
5. Other assets .....	3,302,826		3,302,826
6. Net amount recoverable from reinsurers .....		498,412,286	498,412,286
7. Protected cell assets (Line 27) .....			
8. Totals (Line 28) .....	101,914,835	474,389,759	576,304,594
LIABILITIES (Page 3)			
9. Losses and loss adjustment expenses (Lines 1 through 3) .....		310,174,709	310,174,709
10. Taxes, expenses, and other obligations (Lines 4 through 8) .....			
11. Unearned premiums (Line 9) .....		186,401,988	186,401,988
12. Advance premiums (Line 10) .....			
13. Dividends declared and unpaid (Line 11.1 and 11.2) .....			
14. Ceded reinsurance premiums payable (net of ceding commissions (Line 12) .....	22,186,937	(22,186,937)	
15. Funds held by company under reinsurance treaties (Line 13) .....			
16. Amounts withheld or retained by company for account of others (Line 14) .....	393		393
17. Provision for reinsurance (Line 16) .....			
18. Other liabilities .....	1,420,796		1,420,796
19. Total liabilities excluding protected cell business (Line 26) .....	23,608,126	474,389,759	497,997,885
20. Protected cell liabilities (Line 27) .....			
21. Surplus as regards policyholders (Line 37)	78,306,709	XXX	78,306,709
22. Totals (Line 38)	101,914,835	474,389,759	576,304,594

NOTE: Is the restatement of this exhibit the result of grossing up balances ceded to affiliates under 100 percent reinsurance or pooling arrangements? ..... Yes [ X ] No [ ]

If yes, give full explanation: Effective January 1, 2001, the Company's parent entered into a 100% Restated Quota Share Reinsurance Agreement with its subsidiary companies. The Restated Quota Share Reinsurance Treaty provides that the subsidiary companies obligate themselves to cede, and the parent obligates itself to accept, a 100% interest in each of the subsidiaries' gross net liabilities and its premiums, losses, expenses, payment fees, dividends and direct agents balance .....

Schedule H - Part 1 - Analysis of Underwriting Operations

**NONE**

Schedule H - Part 2 - Reserves and Liabilities

**NONE**

Schedule H - Part 3 - Test of Prior Year's Claim Reserves and Liabilities

**NONE**

Schedule H - Part 4 - Reinsurance

**NONE**

Schedule H - Part 5 - Health Claims

**NONE**

**ANNUAL STATEMENT FOR THE YEAR 2024 OF THE FARMERS CASUALTY INSURANCE COMPANY**  
**SCHEDULE P - PART 1A - HOMEOWNERS/FARMOWNERS**  
(\$000 OMITTED)

Years in Which Premiums Were Earned and Losses Were Incurred	Premiums Earned			Loss and Loss Expense Payments						10 Salvage and Subrogation Received	11 Total Net Paid Cols (4 - 5 + 6 - 7 + 8 - 9)	12 Number of Claims Reported Direct and Assumed
	1 Direct and Assumed	2 Ceded	3 Net (1 - 2)	Loss Payments		Defense and Cost Containment Payments		Adjusting and Other Payments				
				4 Direct and Assumed	5 Ceded	6 Direct and Assumed	7 Ceded	8 Direct and Assumed	9 Ceded			
1. Prior.....	XXX.....	XXX.....	XXX.....	(5).....	(5).....	35.....	35.....	(1).....	(1).....			XXX.....
2. 2015.....	71,385.....	71,385.....		47,790.....	47,790.....	266.....	266.....	1,337.....	1,337.....			13,393.....
3. 2016.....	69,724.....	69,724.....		29,999.....	29,999.....	307.....	307.....	994.....	994.....			4,681.....
4. 2017.....	67,600.....	67,600.....		59,274.....	59,274.....	1,557.....	1,557.....	2,422.....	2,422.....			8,338.....
5. 2018.....	67,945.....	67,945.....		37,464.....	37,464.....	564.....	564.....	1,067.....	1,067.....	30.....		4,662.....
6. 2019.....	70,578.....	70,578.....		48,858.....	48,858.....	493.....	493.....	1,657.....	1,657.....	2.....		5,798.....
7. 2020.....	73,591.....	73,591.....		67,490.....	67,490.....	619.....	619.....	3,185.....	3,185.....	21.....		7,531.....
8. 2021.....	74,728.....	74,728.....		57,451.....	57,451.....	436.....	436.....	4,437.....	4,437.....			4,486.....
9. 2022.....	91,399.....	91,399.....		69,700.....	69,700.....	748.....	748.....	4,960.....	4,960.....			4,724.....
10. 2023.....	108,833.....	108,833.....		101,919.....	101,919.....	597.....	597.....	5,982.....	5,982.....			1,566.....
11. 2024.....	108,279.....	108,279.....		43,387.....	43,387.....	408.....	408.....	3,029.....	3,029.....			5,751.....
12. Totals.....	XXX.....	XXX.....	XXX.....	563,328.....	563,328.....	6,032.....	6,032.....	29,069.....	29,069.....	53.....		XXX.....

	Losses Unpaid				Defense and Cost Containment Unpaid				Adjusting and Other Unpaid		23 Salvage and Subrogation Anticipated	24 Total Net Losses and Expenses Unpaid	25 Number of Claims Outstanding Direct and Assumed
	Case Basis		Bulk + IBNR		Case Basis		Bulk + IBNR						
	13 Direct and Assumed	14 Ceded	15 Direct and Assumed	16 Ceded	17 Direct and Assumed	18 Ceded	19 Direct and Assumed	20 Ceded	21 Direct and Assumed	22 Ceded			
1. Prior.....	60.....	60.....	75.....	75.....									1.....
2. 2015.....			16.....	16.....					3.....	3.....			
3. 2016.....			25.....	25.....					4.....	4.....			
4. 2017.....			30.....	30.....					4.....	4.....			
5. 2018.....			48.....	48.....			1.....	1.....	7.....	7.....			
6. 2019.....	76.....	76.....	84.....	84.....			1.....	1.....	11.....	11.....			2.....
7. 2020.....			27.....	27.....			1.....	1.....	9.....	9.....			
8. 2021.....	30.....	30.....	52.....	52.....			2.....	2.....	16.....	16.....			2.....
9. 2022.....	1,612.....	1,612.....	5,204.....	5,204.....			4.....	4.....	182.....	182.....			18.....
10. 2023.....	1,364.....	1,364.....	2,971.....	2,971.....			46.....	46.....	433.....	433.....			27.....
11. 2024.....	6,822.....	6,822.....	13,957.....	13,957.....			66.....	66.....	1,262.....	1,262.....			218.....
12. Totals.....	9,964.....	9,964.....	22,490.....	22,490.....			123.....	123.....	1,931.....	1,931.....			268.....

	Total Losses and Loss Expenses Incurred			Loss and Loss Expense Percentage (Incurred / Premiums Earned)			Nontabular Discount		34 Inter-Company Pooling Participation Percentage	Net Balance Sheet Reserves After Discount	
	26 Direct and Assumed	27 Ceded	28 Net	29 Direct and Assumed	30 Ceded	31 Net	32 Loss	33 Loss Expense		35 Losses Unpaid	36 Loss Expenses Unpaid
	1. Prior.....	XXX.....	XXX.....	XXX.....	XXX.....	XXX.....	XXX.....				XXX.....
2. 2015.....	49,412.....	49,412.....		69.2.....	69.2.....						
3. 2016.....	31,329.....	31,329.....		44.9.....	44.9.....						
4. 2017.....	63,288.....	63,288.....		93.6.....	93.6.....						
5. 2018.....	39,152.....	39,152.....		57.6.....	57.6.....						
6. 2019.....	51,179.....	51,179.....		72.5.....	72.5.....						
7. 2020.....	71,331.....	71,331.....		96.9.....	96.9.....						
8. 2021.....	62,425.....	62,425.....		83.5.....	83.5.....						
9. 2022.....	82,410.....	82,410.....		90.2.....	90.2.....						
10. 2023.....	113,312.....	113,312.....		104.1.....	104.1.....						
11. 2024.....	68,933.....	68,933.....		63.7.....	63.7.....						
12. Totals.....	XXX.....	XXX.....	XXX.....	XXX.....	XXX.....	XXX.....			XXX.....		

**ANNUAL STATEMENT FOR THE YEAR 2024 OF THE FARMERS CASUALTY INSURANCE COMPANY**  
**SCHEDULE P - PART 1B - PRIVATE PASSENGER AUTO LIABILITY/MEDICAL**  
(\$000 OMITTED)

Years in Which Premiums Were Earned and Losses Were Incurred	Premiums Earned			Loss and Loss Expense Payments						10 Salvage and Subrogation Received	11 Total Net Paid Cols (4 - 5 + 6 - 7 + 8 - 9)	12 Number of Claims Reported Direct and Assumed
	1 Direct and Assumed	2 Ceded	3 Net (1 - 2)	Loss Payments		Defense and Cost Containment Payments		Adjusting and Other Payments				
				4 Direct and Assumed	5 Ceded	6 Direct and Assumed	7 Ceded	8 Direct and Assumed	9 Ceded			
	1. Prior.....	XXX.....	XXX.....	XXX.....	145.....	145.....	13.....	13.....	11.....			
2. 2015.....	303,547	303,547		207,511	207,511	8,422	8,422	3,317	3,317	6	57,131	
3. 2016.....	281,322	281,322		201,364	201,364	8,086	8,086	2,972	2,972	7	34,917	
4. 2017.....	272,976	272,976		182,685	182,685	8,834	8,834	3,052	3,052	12	30,732	
5. 2018.....	275,910	275,910		182,795	182,795	7,739	7,739	3,182	3,182		29,696	
6. 2019.....	272,478	272,478		183,513	183,513	7,932	7,932	4,186	4,186	1	27,839	
7. 2020.....	251,897	251,897		131,696	131,696	5,737	5,737	4,728	4,728		18,438	
8. 2021.....	239,057	239,057		145,034	145,034	5,398	5,398	18,470	18,470		18,495	
9. 2022.....	244,746	244,746		157,641	157,641	7,167	7,167	15,492	15,492		14,454	
10. 2023.....	254,077	254,077		122,715	122,715	3,213	3,213	14,118	14,118		7,440	
11. 2024.....	210,769	210,769		46,525	46,525	681	681	7,687	7,687		13,462	
12. Totals	XXX	XXX	XXX	1,561,623	1,561,623	63,222	63,222	77,216	77,216	26	XXX	

	Losses Unpaid				Defense and Cost Containment Unpaid				Adjusting and Other Unpaid		23 Salvage and Subrogation Anticipated	24 Total Net Losses and Expenses Unpaid	25 Number of Claims Outstanding Direct and Assumed
	Case Basis		Bulk + IBNR		Case Basis		Bulk + IBNR						
	13	14	15	16	17	18	19	20	21	22			
	Direct and Assumed	Ceded	Direct and Assumed	Ceded	Direct and Assumed	Ceded	Direct and Assumed	Ceded	Direct and Assumed	Ceded			
1. Prior.....	421	421	141	141	41	41	18	18	23	23			31
2. 2015.....	45	45	140	140	5	5	16	16	189	189			5
3. 2016.....	430	430	169	169	37	37	14	14	48	48			22
4. 2017.....	1,019	1,019	367	367	81	81	33	33	105	105			21
5. 2018.....	944	944	450	450	84	84	51	51	123	123			52
6. 2019.....	2,144	2,144	1,511	1,511	189	189	146	146	335	335			94
7. 2020.....	3,330	3,330	1,949	1,949	278	278	153	153	433	433			112
8. 2021.....	8,934	8,934	5,193	5,193	708	708	390	390	1,142	1,142			245
9. 2022.....	17,846	17,846	11,791	11,791	1,408	1,408	972	972	2,472	2,472			522
10. 2023.....	35,448	35,448	25,399	25,399	2,680	2,680	1,954	1,954	4,931	4,931			1,128
11. 2024.....	44,699	44,699	66,777	66,777	3,458	3,458	4,631	4,631	11,641	11,641			3,016
12. Totals	115,261	115,261	113,886	113,886	8,970	8,970	8,378	8,378	21,443	21,443			5,248

	Total Losses and Loss Expenses Incurred			Loss and Loss Expense Percentage (Incurred / Premiums Earned)			Nontabular Discount		34 Inter-Company Pooling Participation Percentage	Net Balance Sheet Reserves After Discount	
	26	27	28	29	30	31	32	33		35	36
	Direct and Assumed	Ceded	Net	Direct and Assumed	Ceded	Net	Loss	Loss Expense		Losses Unpaid	Loss Expenses Unpaid
1. Prior.....	XXX	XXX	XXX	XXX	XXX	XXX			XXX		
2. 2015.....	219,646	219,646		72.4	72.4						
3. 2016.....	213,121	213,121		75.8	75.8						
4. 2017.....	196,176	196,176		71.9	71.9						
5. 2018.....	195,368	195,368		70.8	70.8						
6. 2019.....	199,957	199,957		73.4	73.4						
7. 2020.....	148,304	148,304		58.9	58.9						
8. 2021.....	185,269	185,269		77.5	77.5						
9. 2022.....	214,790	214,790		87.8	87.8						
10. 2023.....	210,459	210,459		82.8	82.8						
11. 2024.....	186,099	186,099		88.3	88.3						
12. Totals	XXX	XXX	XXX	XXX	XXX	XXX			XXX		



**ANNUAL STATEMENT FOR THE YEAR 2024 OF THE FARMERS CASUALTY INSURANCE COMPANY**  
**SCHEDULE P - PART 1C - COMMERCIAL AUTO/TRUCK LIABILITY/MEDICAL**  
(\$000 OMITTED)

Years in Which Premiums Were Earned and Losses Were Incurred	Premiums Earned			Loss and Loss Expense Payments						10 Salvage and Subrogation Received	11 Total Net Paid Cols (4 - 5 + 6 - 7 + 8 - 9)	12 Number of Claims Reported Direct and Assumed
	1 Direct and Assumed	2 Ceded	3 Net (1 - 2)	Loss Payments		Defense and Cost Containment Payments		Adjusting and Other Payments				
				4 Direct and Assumed	5 Ceded	6 Direct and Assumed	7 Ceded	8 Direct and Assumed	9 Ceded			
1. Prior.....	XXX	XXX	XXX									XXX
2. 2015.....												
3. 2016.....	73	73		4	4							32
4. 2017.....	445	445		510	510			21	21			365
5. 2018.....	1,400	1,400		1,333	1,333	78	78	69	69			688
6. 2019.....	2,090	2,090		3,325	3,325	201	201	79	79			219
7. 2020.....	1,854	1,854		3,778	3,778	168	168	(6)	(6)			150
8. 2021.....	356	356		187	187	5	5	46	46			27
9. 2022.....								(47)	(47)			4
10. 2023.....								40	40			
11. 2024.....								4	4			
12. Totals	XXX	XXX	XXX	9,136	9,136	452	452	206	206			XXX

	Losses Unpaid				Defense and Cost Containment Unpaid				Adjusting and Other Unpaid		23 Salvage and Subrogation Anticipated	24 Total Net Losses and Expenses Unpaid	25 Number of Claims Outstanding Direct and Assumed
	Case Basis		Bulk + IBNR		Case Basis		Bulk + IBNR						
	13 Direct and Assumed	14 Ceded	15 Direct and Assumed	16 Ceded	17 Direct and Assumed	18 Ceded	19 Direct and Assumed	20 Ceded	21 Direct and Assumed	22 Ceded			
1. Prior.....													
2. 2015.....													
3. 2016.....													
4. 2017.....			20	20			1	1	2	2			
5. 2018.....			62	62			3	3	5	5			
6. 2019.....			78	78			3	3	7	7			
7. 2020.....			64	64			3	3	6	6			1
8. 2021.....			42	42			2	2	4	4			
9. 2022.....													
10. 2023.....													
11. 2024.....													
12. Totals			265	265			13	13	24	24			1

	Total Losses and Loss Expenses Incurred			Loss and Loss Expense Percentage (Incurred / Premiums Earned)			Nontabular Discount		34 Inter-Company Pooling Participation Percentage	Net Balance Sheet Reserves After Discount	
	26 Direct and Assumed	27 Ceded	28 Net	29 Direct and Assumed	30 Ceded	31 Net	32 Loss	33 Loss Expense		35 Losses Unpaid	36 Loss Expenses Unpaid
1. Prior.....	XXX	XXX	XXX	XXX	XXX	XXX			XXX		
2. 2015.....											
3. 2016.....	4	4		5.7	5.7						
4. 2017.....	554	554		124.5	124.5						
5. 2018.....	1,552	1,552		110.8	110.8						
6. 2019.....	3,692	3,692		176.7	176.7						
7. 2020.....	4,013	4,013		216.5	216.5						
8. 2021.....	285	285		80.1	80.1						
9. 2022.....	(47)	(47)									
10. 2023.....	40	40									
11. 2024.....	4	4									
12. Totals	XXX	XXX	XXX	XXX	XXX	XXX			XXX		

ANNUAL STATEMENT FOR THE YEAR 2024 OF THE FARMERS CASUALTY INSURANCE COMPANY

**SCHEDULE P - PART 1D - WORKERS' COMPENSATION  
(EXCLUDING EXCESS WORKERS' COMPENSATION)**

(\$000 OMITTED)

Years in Which Premiums Were Earned and Losses Were Incurred	Premiums Earned			Loss and Loss Expense Payments						10 Salvage and Subrogation Received	11 Total Net Paid Cols (4 - 5 + 6 - 7 + 8 - 9)	12 Number of Claims Reported Direct and Assumed
	1 Direct and Assumed	2 Ceded	3 Net (1 - 2)	Loss Payments		Defense and Cost Containment Payments		Adjusting and Other Payments				
				4 Direct and Assumed	5 Ceded	6 Direct and Assumed	7 Ceded	8 Direct and Assumed	9 Ceded			
1. Prior.....	XXX	XXX	XXX									XXX
2. 2015.....												
3. 2016.....												
4. 2017.....												
5. 2018.....												
6. 2019.....												
7. 2020.....												
8. 2021.....												
9. 2022.....												
10. 2023.....												
11. 2024.....												
12. Totals	XXX	XXX	XXX									XXX

**NONE**

	Losses Unpaid				Defense and Cost Containment Unpaid				Adjusting and Other Unpaid		23 Salvage and Subrogation Anticipated	24 Total Net Losses and Expenses Unpaid	25 Number of Claims Outstanding Direct and Assumed
	Case Basis		Bulk + IBNR		Case Basis		Bulk + IBNR		Adjusting and Other Unpaid				
	13 Direct and Assumed	14 Ceded	15 Direct and Assumed	16 Ceded	17 Direct and Assumed	18 Ceded	19 Direct and Assumed	20 Ceded	21 Direct and Assumed	22 Ceded			
1. Prior.....													
2. 2015.....													
3. 2016.....													
4. 2017.....													
5. 2018.....													
6. 2019.....													
7. 2020.....													
8. 2021.....													
9. 2022.....													
10. 2023.....													
11. 2024.....													
12. Totals													

**NONE**

	Total Losses and Loss Expenses Incurred			Loss and Loss Expense Percentage (Incurred / Premiums Earned)			Nontabular Discount		34 Inter-Company Pooling Participation Percentage	Net Balance Sheet Reserves After Discount	
	26 Direct and Assumed	27 Ceded	28 Net	29 Direct and Assumed	30 Ceded	31 Net	32 Loss	33 Loss Expense		35 Losses Unpaid	36 Loss Expenses Unpaid
	1. Prior.....	XXX	XXX	XXX	XXX	XXX	XXX				XXX
2. 2015.....											
3. 2016.....											
4. 2017.....											
5. 2018.....											
6. 2019.....											
7. 2020.....											
8. 2021.....											
9. 2022.....											
10. 2023.....											
11. 2024.....											
12. Totals	XXX	XXX	XXX	XXX	XXX	XXX			XXX		

**NONE**

**ANNUAL STATEMENT FOR THE YEAR 2024 OF THE FARMERS CASUALTY INSURANCE COMPANY**  
**SCHEDULE P - PART 1E - COMMERCIAL MULTIPLE PERIL**  
(\$000 OMITTED)

Years in Which Premiums Were Earned and Losses Were Incurred	Premiums Earned			Loss and Loss Expense Payments						10 Salvage and Subrogation Received	11 Total Net Paid Cols (4 - 5 + 6 - 7 + 8 - 9)	12 Number of Claims Reported Direct and Assumed
	1 Direct and Assumed	2 Ceded	3 Net (1 - 2)	Loss Payments		Defense and Cost Containment Payments		Adjusting and Other Payments				
				4 Direct and Assumed	5 Ceded	6 Direct and Assumed	7 Ceded	8 Direct and Assumed	9 Ceded			
1. Prior.....	XXX.....	XXX.....	XXX.....									XXX.....
2. 2015.....	65.....	65.....										3.....
3. 2016.....	250.....	250.....		151.....	151.....	97.....	97.....	9.....	9.....			64.....
4. 2017.....	586.....	586.....		1,478.....	1,478.....	163.....	163.....	52.....	52.....			137.....
5. 2018.....	955.....	955.....		235.....	235.....	141.....	141.....	33.....	33.....			91.....
6. 2019.....	1,179.....	1,179.....		693.....	693.....	75.....	75.....	71.....	71.....			48.....
7. 2020.....	1,090.....	1,090.....		1,370.....	1,370.....	20.....	20.....	65.....	65.....			68.....
8. 2021.....	170.....	170.....		39.....	39.....			9.....	9.....			4.....
9. 2022.....								19.....	19.....			1.....
10. 2023.....								2.....	2.....			
11. 2024.....												
12. Totals	XXX	XXX	XXX	3,965	3,965	496	496	259	259			XXX

	Losses Unpaid				Defense and Cost Containment Unpaid				Adjusting and Other Unpaid		23 Salvage and Subrogation Anticipated	24 Total Net Losses and Expenses Unpaid	25 Number of Claims Outstanding Direct and Assumed
	Case Basis		Bulk + IBNR		Case Basis		Bulk + IBNR		Adjusting and Other Unpaid				
	13 Direct and Assumed	14 Ceded	15 Direct and Assumed	16 Ceded	17 Direct and Assumed	18 Ceded	19 Direct and Assumed	20 Ceded	21 Direct and Assumed	22 Ceded			
1. Prior.....													
2. 2015.....			1.....	1.....									
3. 2016.....			2.....	2.....									1.....
4. 2017.....			73.....	73.....					23.....	23.....			1.....
5. 2018.....	200.....	200.....	33.....	33.....					30.....	30.....			1.....
6. 2019.....	217.....	217.....	190.....	190.....					35.....	35.....			
7. 2020.....			5.....	5.....									
8. 2021.....			317.....	317.....					6.....	6.....			
9. 2022.....													
10. 2023.....													
11. 2024.....													
12. Totals	417	417	620	620					95	95			3

	Total Losses and Loss Expenses Incurred			Loss and Loss Expense Percentage (Incurred / Premiums Earned)			Nontabular Discount		34 Inter-Company Pooling Participation Percentage	Net Balance Sheet Reserves After Discount	
	26 Direct and Assumed	27 Ceded	28 Net	29 Direct and Assumed	30 Ceded	31 Net	32 Loss	33 Loss Expense		35 Losses Unpaid	36 Loss Expenses Unpaid
	1. Prior.....	XXX.....	XXX.....	XXX.....	XXX.....	XXX.....	XXX.....				XXX.....
2. 2015.....	1.....	1.....		1.6.....	1.6.....						
3. 2016.....	259.....	259.....		103.6.....	103.6.....						
4. 2017.....	1,789.....	1,789.....		305.3.....	305.3.....						
5. 2018.....	672.....	672.....		70.4.....	70.4.....						
6. 2019.....	1,280.....	1,280.....		108.5.....	108.5.....						
7. 2020.....	1,461.....	1,461.....		134.0.....	134.0.....						
8. 2021.....	370.....	370.....		217.8.....	217.8.....						
9. 2022.....	19.....	19.....									
10. 2023.....	2.....	2.....									
11. 2024.....											
12. Totals	XXX	XXX	XXX	XXX	XXX	XXX			XXX		

Schedule P - Part 1F - Section 1 - Medical Professional Liability - Occurrence

**N O N E**

Schedule P - Part 1F - Section 2 - Medical Professional Liability - Claims-Made

**N O N E**

Schedule P - Part 1G - Special Liability (Ocean Marine, Aircraft (all perils), Boiler and Machinery)

**N O N E**

Schedule P - Part 1H - Section 1 - Other Liability - Occurrence

**N O N E**

Schedule P - Part 1H - Section 2 - Other Liability - Claims-Made

**N O N E**

**ANNUAL STATEMENT FOR THE YEAR 2024 OF THE FARMERS CASUALTY INSURANCE COMPANY**  
**SCHEDULE P - PART 11 - SPECIAL PROPERTY (FIRE, ALLIED LINES, INLAND MARINE,**  
**EARTHQUAKE, BURGLARY AND THEFT)**  
(\$000 OMITTED)

Years in Which Premiums Were Earned and Losses Were Incurred	Premiums Earned			Loss and Loss Expense Payments						10 Salvage and Subrogation Received	11 Total Net Paid Cols (4 - 5 + 6 - 7 + 8 - 9)	12 Number of Claims Reported Direct and Assumed
	1	2	3	Loss Payments		Defense and Cost Containment Payments		Adjusting and Other Payments				
	Direct and Assumed	Ceded	Net (1 - 2)	4 Direct and Assumed	5 Ceded	6 Direct and Assumed	7 Ceded	8 Direct and Assumed	9 Ceded			
1. Prior.....	XXX	XXX	XXX									XXX
2. 2015.....	2,456	2,456		614	614	3	3	2	2			XXX
3. 2016.....	2,418	2,418		449	449	1	1	3	3			XXX
4. 2017.....	2,378	2,378		684	684			2	2			XXX
5. 2018.....	2,392	2,392		511	511	1	1	1	1			XXX
6. 2019.....	2,523	2,523		577	577			3	3			XXX
7. 2020.....	2,649	2,649		371	371			4	4			XXX
8. 2021.....	2,525	2,525		385	385			27	27			XXX
9. 2022.....	2,453	2,453		477	477			47	47			XXX
10. 2023.....	1,902	1,902		339	339			32	32			XXX
11. 2024.....	1,393	1,393		216	216			24	24			XXX
12. Totals	XXX	XXX	XXX	4,624	4,624	6	6	145	145			XXX

	Losses Unpaid				Defense and Cost Containment Unpaid				Adjusting and Other Unpaid		23 Salvage and Subrogation Anticipated	24 Total Net Losses and Expenses Unpaid	25 Number of Claims Outstanding Direct and Assumed
	Case Basis		Bulk + IBNR		Case Basis		Bulk + IBNR		21 Direct and Assumed	22 Ceded			
	13 Direct and Assumed	14 Ceded	15 Direct and Assumed	16 Ceded	17 Direct and Assumed	18 Ceded	19 Direct and Assumed	20 Ceded					
1. Prior.....													
2. 2015.....													
3. 2016.....			1	1									
4. 2017.....			1	1									
5. 2018.....			1	1									
6. 2019.....			1	1									
7. 2020.....			1	1									
8. 2021.....			1	1									
9. 2022.....			2	2									
10. 2023.....			16	16			1	1	3	3			
11. 2024.....	6	6	33	33			1	1	7	7			1
12. Totals	6	6	56	56			2	2	12	12			1

	Total Losses and Loss Expenses Incurred			Loss and Loss Expense Percentage (Incurred /Premiums Earned)			Nontabular Discount		34 Inter-Company Pooling Participation Percentage	Net Balance Sheet Reserves After Discount	
	26	27	28	29	30	31	32	33		35	36
	Direct and Assumed	Ceded	Net	Direct and Assumed	Ceded	Net	Loss	Loss Expense		Losses Unpaid	Loss Expenses Unpaid
1. Prior.....	XXX	XXX	XXX	XXX	XXX	XXX			XXX		
2. 2015.....	619	619		25.2	25.2						
3. 2016.....	453	453		18.7	18.7						
4. 2017.....	688	688		28.9	28.9						
5. 2018.....	514	514		21.5	21.5						
6. 2019.....	581	581		23.0	23.0						
7. 2020.....	376	376		14.2	14.2						
8. 2021.....	413	413		16.3	16.3						
9. 2022.....	527	527		21.5	21.5						
10. 2023.....	391	391		20.6	20.6						
11. 2024.....	287	287		20.6	20.6						
12. Totals	XXX	XXX	XXX	XXX	XXX	XXX			XXX		

**ANNUAL STATEMENT FOR THE YEAR 2024 OF THE FARMERS CASUALTY INSURANCE COMPANY**  
**SCHEDULE P - PART 1J - AUTO PHYSICAL DAMAGE**  
(\$000 OMITTED)

Years in Which Premiums Were Earned and Losses Were Incurred	Premiums Earned			Loss and Loss Expense Payments						12 Number of Claims Reported Direct and Assumed		
	1 Direct and Assumed	2 Ceded	3 Net (1 - 2)	Loss Payments		Defense and Cost Containment Payments		Adjusting and Other Payments			10 Salvage and Subrogation Received	11 Total Net Paid Cols (4 - 5 + 6 - 7 + 8 - 9)
				4 Direct and Assumed	5 Ceded	6 Direct and Assumed	7 Ceded	8 Direct and Assumed	9 Ceded			
1. Prior.....	XXX.....	XXX.....	XXX.....	(36).....	(36).....			1.....	1.....			XXX.....
2. 2015.....	171,640.....	171,640.....		97,123.....	97,123.....	454.....	454.....	1,545.....	1,545.....			52,712.....
3. 2016.....	165,976.....	165,976.....		94,287.....	94,287.....	402.....	402.....	1,270.....	1,270.....	2.....		5.....
4. 2017.....	162,581.....	162,581.....		95,334.....	95,334.....	339.....	339.....	1,470.....	1,470.....			7.....
5. 2018.....	165,958.....	165,958.....		94,732.....	94,732.....	671.....	671.....	1,730.....	1,730.....	6.....		
6. 2019.....	167,618.....	167,618.....		91,847.....	91,847.....	289.....	289.....	1,811.....	1,811.....	3.....		24.....
7. 2020.....	159,379.....	159,379.....		73,173.....	73,173.....	181.....	181.....	1,461.....	1,461.....	3.....		79.....
8. 2021.....	154,259.....	154,259.....		86,392.....	86,392.....	259.....	259.....	11,366.....	11,366.....	2.....		52,030.....
9. 2022.....	152,309.....	152,309.....		122,857.....	122,857.....	320.....	320.....	16,694.....	16,694.....			50,396.....
10. 2023.....	164,933.....	164,933.....		107,695.....	107,695.....	132.....	132.....	14,590.....	14,590.....			5,280.....
11. 2024.....	151,504.....	151,504.....		68,115.....	68,115.....	23.....	23.....	6,443.....	6,443.....			35,238.....
12. Totals	XXX.....	XXX.....	XXX.....	931,518.....	931,518.....	3,070.....	3,070.....	58,382.....	58,382.....	17.....		XXX.....

	Losses Unpaid				Defense and Cost Containment Unpaid				Adjusting and Other Unpaid		23 Salvage and Subrogation Anticipated	24 Total Net Losses and Expenses Unpaid	25 Number of Claims Outstanding Direct and Assumed
	Case Basis		Bulk + IBNR		Case Basis		Bulk + IBNR						
	13	14	15	16	17	18	19	20	21	22			
	Direct and Assumed	Ceded	Direct and Assumed	Ceded	Direct and Assumed	Ceded	Direct and Assumed	Ceded	Direct and Assumed	Ceded			
1. Prior.....													
2. 2015.....			10.....	10.....					6.....	6.....			
3. 2016.....			15.....	15.....					1.....	1.....			
4. 2017.....			39.....	39.....					2.....	2.....			
5. 2018.....	7.....	7.....	24.....	24.....					2.....	2.....			1.....
6. 2019.....			7.....	7.....					1.....	1.....			
7. 2020.....			101.....	101.....					6.....	6.....			
8. 2021.....	52.....	52.....	47.....	47.....					10.....	10.....			1.....
9. 2022.....	54.....	54.....	(46).....	(46).....					19.....	19.....			7.....
10. 2023.....	130.....	130.....	(462).....	(462).....					40.....	40.....			41.....
11. 2024.....	6,503.....	6,503.....	(1,853).....	(1,853).....					1,506.....	1,506.....			1,872.....
12. Totals	6,746.....	6,746.....	(2,119).....	(2,119).....					1,592.....	1,592.....			1,922.....

	Total Losses and Loss Expenses Incurred			Loss and Loss Expense Percentage (Incurred / Premiums Earned)			Nontabular Discount		34 Inter-Company Pooling Participation Percentage	Net Balance Sheet Reserves After Discount	
	26	27	28	29	30	31	32	33		35	36
	Direct and Assumed	Ceded	Net	Direct and Assumed	Ceded	Net	Loss	Loss Expense		Losses Unpaid	Loss Expenses Unpaid
1. Prior.....	XXX.....	XXX.....	XXX.....	XXX.....	XXX.....	XXX.....			XXX.....		
2. 2015.....	99,137.....	99,137.....		57.8.....	57.8.....						
3. 2016.....	95,974.....	95,974.....		57.8.....	57.8.....						
4. 2017.....	97,183.....	97,183.....		59.8.....	59.8.....						
5. 2018.....	97,166.....	97,166.....		58.5.....	58.5.....						
6. 2019.....	93,955.....	93,955.....		56.1.....	56.1.....						
7. 2020.....	74,922.....	74,922.....		47.0.....	47.0.....						
8. 2021.....	98,127.....	98,127.....		63.6.....	63.6.....						
9. 2022.....	139,897.....	139,897.....		91.9.....	91.9.....						
10. 2023.....	122,124.....	122,124.....		74.0.....	74.0.....						
11. 2024.....	80,737.....	80,737.....		53.3.....	53.3.....						
12. Totals	XXX.....	XXX.....	XXX.....	XXX.....	XXX.....	XXX.....			XXX.....		

Schedule P - Part 1K - Fidelity/Surety

**NONE**

Schedule P - Part 1L - Other (Including Credit, Accident and Health)

**NONE**

Schedule P - Part 1M - International

**NONE**

Schedule P - Part 1N - Reinsurance - Nonproportional Assumed Property

**NONE**

Schedule P - Part 1O - Reinsurance - Nonproportional Assumed Liability

**NONE**

Schedule P - Part 1P - Reinsurance - Nonproportional Assumed Financial Lines

**NONE**

Schedule P - Part 1R - Section 1 - Products Liability - Occurrence

**NONE**

Schedule P - Part 1R - Section 2 - Products Liability - Claims-Made

**NONE**

Schedule P - Part 1S - Financial Guaranty/Mortgage Guaranty

**NONE**

Schedule P - Part 1T - Warranty

**NONE**

Schedule P - Part 1U - Pet Insurance Plans

**NONE**

ANNUAL STATEMENT FOR THE YEAR 2024 OF THE FARMERS CASUALTY INSURANCE COMPANY

**SCHEDULE P - PART 2A - HOMEOWNERS/FAROWNERS**

Years in Which Losses Were Incurred	INCURRED NET LOSSES AND DEFENSE AND COST CONTAINMENT EXPENSES REPORTED AT YEAR END (\$000 OMITTED)										DEVELOPMENT	
	1 2015	2 2016	3 2017	4 2018	5 2019	6 2020	7 2021	8 2022	9 2023	10 2024	11 One Year	12 Two Year
1. Prior.....												
2. 2015.....												
3. 2016.....	XXX											
4. 2017.....	XXX	XXX										
5. 2018.....	XXX	XXX	XXX									
6. 2019.....	XXX	XXX	XXX	XXX								
7. 2020.....	XXX	XXX	XXX	XXX	XXX							
8. 2021.....	XXX	XXX	XXX	XXX	XXX	XXX						
9. 2022.....	XXX	XXX	XXX	XXX	XXX	XXX	XXX					
10. 2023.....	XXX	XXX	XXX	XXX	XXX	XXX	XXX	XXX				XXX
11. 2024.....	XXX	XXX	XXX	XXX	XXX	XXX	XXX	XXX	XXX		XXX	XXX
12. Totals												

**SCHEDULE P - PART 2B - PRIVATE PASSENGER AUTO LIABILITY/MEDICAL**

1. Prior.....												
2. 2015.....												
3. 2016.....	XXX											
4. 2017.....	XXX	XXX										
5. 2018.....	XXX	XXX	XXX									
6. 2019.....	XXX	XXX	XXX	XXX								
7. 2020.....	XXX	XXX	XXX	XXX	XXX							
8. 2021.....	XXX	XXX	XXX	XXX	XXX	XXX						
9. 2022.....	XXX	XXX	XXX	XXX	XXX	XXX	XXX					
10. 2023.....	XXX	XXX	XXX	XXX	XXX	XXX	XXX	XXX				XXX
11. 2024.....	XXX	XXX	XXX	XXX	XXX	XXX	XXX	XXX	XXX		XXX	XXX
12. Totals												

**SCHEDULE P - PART 2C - COMMERCIAL AUTO/TRUCK LIABILITY/MEDICAL**

1. Prior.....												
2. 2015.....												
3. 2016.....	XXX											
4. 2017.....	XXX	XXX										
5. 2018.....	XXX	XXX	XXX									
6. 2019.....	XXX	XXX	XXX	XXX								
7. 2020.....	XXX	XXX	XXX	XXX	XXX							
8. 2021.....	XXX	XXX	XXX	XXX	XXX	XXX						
9. 2022.....	XXX	XXX	XXX	XXX	XXX	XXX	XXX					
10. 2023.....	XXX	XXX	XXX	XXX	XXX	XXX	XXX	XXX				XXX
11. 2024.....	XXX	XXX	XXX	XXX	XXX	XXX	XXX	XXX	XXX		XXX	XXX
12. Totals												

**SCHEDULE P - PART 2D - WORKERS' COMPENSATION  
(EXCLUDING EXCESS WORKERS' COMPENSATION)**

1. Prior.....												
2. 2015.....												
3. 2016.....	XXX											
4. 2017.....	XXX	XXX										
5. 2018.....	XXX	XXX	XXX									
6. 2019.....	XXX	XXX	XXX	XXX								
7. 2020.....	XXX	XXX	XXX	XXX	XXX							
8. 2021.....	XXX	XXX	XXX	XXX	XXX	XXX						
9. 2022.....	XXX	XXX	XXX	XXX	XXX	XXX	XXX					
10. 2023.....	XXX	XXX	XXX	XXX	XXX	XXX	XXX	XXX				XXX
11. 2024.....	XXX	XXX	XXX	XXX	XXX	XXX	XXX	XXX	XXX		XXX	XXX
12. Totals												

**SCHEDULE P - PART 2E - COMMERCIAL MULTIPLE PERIL**

1. Prior.....												
2. 2015.....												
3. 2016.....	XXX											
4. 2017.....	XXX	XXX										
5. 2018.....	XXX	XXX	XXX									
6. 2019.....	XXX	XXX	XXX	XXX								
7. 2020.....	XXX	XXX	XXX	XXX	XXX							
8. 2021.....	XXX	XXX	XXX	XXX	XXX	XXX						
9. 2022.....	XXX	XXX	XXX	XXX	XXX	XXX	XXX					
10. 2023.....	XXX	XXX	XXX	XXX	XXX	XXX	XXX	XXX				XXX
11. 2024.....	XXX	XXX	XXX	XXX	XXX	XXX	XXX	XXX	XXX		XXX	XXX
12. Totals												



Schedule P - Part 2F - Section 1 - Medical Professional Liability - Occurrence

**N O N E**

Schedule P - Part 2F - Section 2 - Medical Professional Liability - Claims-Made

**N O N E**

Schedule P - Part 2G - Special Liability (Ocean Marine, Aircraft (all perils), Boiler and Machinery)

**N O N E**

Schedule P - Part 2H - Section 1 - Other Liability - Occurrence

**N O N E**

Schedule P - Part 2H - Section 2- Other Liability - Claims-Made

**N O N E**

Schedule P - Part 2I - Special Property

**N O N E**

Schedule P - Part 2J - Auto Physical Damage

**N O N E**

Schedule P - Part 2K - Fidelity/Surety

**N O N E**

Schedule P - Part 2L - Other (Including Credit, Accident and Health)

**N O N E**

Schedule P - Part 2M - International

**N O N E**

Schedule P - Part 2N - Reinsurance - Nonproportional Assumed Property

**N O N E**

Schedule P - Part 2O - Reinsurance - Nonproportional Assumed Liability

**N O N E**

Schedule P - Part 2P - Reinsurance - Nonproportional Assumed Financial Lines

**N O N E**

Schedule P - Part 2R - Section 1 - Products Liability - Occurrence

**N O N E**

Schedule P - Part 2R - Section 2 - Products Liability - Claims-Made

**N O N E**

Schedule P - Part 2S - Financial Guaranty/Mortgage Guaranty

**N O N E**

Schedule P - Part 2T - Warranty

**N O N E**

Schedule P - Part 2U - Pet Insurance Plans

**N O N E**

ANNUAL STATEMENT FOR THE YEAR 2024 OF THE FARMERS CASUALTY INSURANCE COMPANY

**SCHEDULE P - PART 3A - HOMEOWNERS/FAROWNERS**

Years in Which Losses Were Incurred	CUMULATIVE PAID NET LOSSES AND DEFENSE AND COST CONTAINMENT EXPENSES REPORTED AT YEAR END (\$000 OMITTED)										11 Number of Claims Closed With Loss Payment	12 Number of Claims Closed Without Loss Payment	
	1	2	3	4	5	6	7	8	9	10			
	2015	2016	2017	2018	2019	2020	2021	2022	2023	2024			
1. Prior.....	000											75	
2. 2015.....												10,337	3,056
3. 2016.....	XXX											3,554	1,127
4. 2017.....	XXX	XXX										6,145	2,193
5. 2018.....	XXX	XXX	XXX									3,551	1,111
6. 2019.....	XXX	XXX	XXX	XXX								4,444	1,352
7. 2020.....	XXX	XXX	XXX	XXX	XXX							5,914	1,617
8. 2021.....	XXX	XXX	XXX	XXX	XXX	XXX						3,374	1,110
9. 2022.....	XXX	XXX	XXX	XXX	XXX	XXX	XXX					3,366	1,340
10. 2023.....	XXX	XXX	XXX	XXX	XXX	XXX	XXX	XXX				1,119	420
11. 2024.....	XXX	XXX	XXX	XXX	XXX	XXX	XXX	XXX	XXX	XXX		3,028	2,505

**SCHEDULE P - PART 3B - PRIVATE PASSENGER AUTO LIABILITY/MEDICAL**

1. Prior.....	000											3,052	
2. 2015.....												41,748	15,378
3. 2016.....	XXX											26,426	8,469
4. 2017.....	XXX	XXX										23,727	6,984
5. 2018.....	XXX	XXX	XXX									22,717	6,927
6. 2019.....	XXX	XXX	XXX	XXX								20,880	6,865
7. 2020.....	XXX	XXX	XXX	XXX	XXX							13,491	4,835
8. 2021.....	XXX	XXX	XXX	XXX	XXX	XXX						13,031	5,219
9. 2022.....	XXX	XXX	XXX	XXX	XXX	XXX	XXX					9,447	4,485
10. 2023.....	XXX	XXX	XXX	XXX	XXX	XXX	XXX	XXX				4,817	1,495
11. 2024.....	XXX	XXX	XXX	XXX	XXX	XXX	XXX	XXX	XXX	XXX		6,662	3,784

**SCHEDULE P - PART 3C - COMMERCIAL AUTO/TRUCK LIABILITY/MEDICAL**

1. Prior.....	000												
2. 2015.....													
3. 2016.....	XXX												32
4. 2017.....	XXX	XXX										6	359
5. 2018.....	XXX	XXX	XXX									26	662
6. 2019.....	XXX	XXX	XXX	XXX								34	185
7. 2020.....	XXX	XXX	XXX	XXX	XXX							54	95
8. 2021.....	XXX	XXX	XXX	XXX	XXX	XXX						22	5
9. 2022.....	XXX	XXX	XXX	XXX	XXX	XXX	XXX					2	2
10. 2023.....	XXX	XXX	XXX	XXX	XXX	XXX	XXX	XXX					
11. 2024.....	XXX	XXX	XXX	XXX	XXX	XXX	XXX	XXX	XXX	XXX			

**SCHEDULE P - PART 3D - WORKERS' COMPENSATION  
(EXCLUDING EXCESS WORKERS' COMPENSATION)**

1. Prior.....	000												
2. 2015.....													
3. 2016.....	XXX												
4. 2017.....	XXX	XXX											
5. 2018.....	XXX	XXX	XXX										
6. 2019.....	XXX	XXX	XXX	XXX									
7. 2020.....	XXX	XXX	XXX	XXX	XXX								
8. 2021.....	XXX	XXX	XXX	XXX	XXX	XXX							
9. 2022.....	XXX	XXX	XXX	XXX	XXX	XXX	XXX						
10. 2023.....	XXX	XXX	XXX	XXX	XXX	XXX	XXX	XXX					
11. 2024.....	XXX	XXX	XXX	XXX	XXX	XXX	XXX	XXX	XXX	XXX			

**NONE**

**SCHEDULE P - PART 3E - COMMERCIAL MULTIPLE PERIL**

1. Prior.....	000												
2. 2015.....													3
3. 2016.....	XXX											15	48
4. 2017.....	XXX	XXX										12	124
5. 2018.....	XXX	XXX	XXX									24	66
6. 2019.....	XXX	XXX	XXX	XXX								10	38
7. 2020.....	XXX	XXX	XXX	XXX	XXX							7	61
8. 2021.....	XXX	XXX	XXX	XXX	XXX	XXX							4
9. 2022.....	XXX	XXX	XXX	XXX	XXX	XXX	XXX						1
10. 2023.....	XXX	XXX	XXX	XXX	XXX	XXX	XXX	XXX					
11. 2024.....	XXX	XXX	XXX	XXX	XXX	XXX	XXX	XXX	XXX	XXX			

ANNUAL STATEMENT FOR THE YEAR 2024 OF THE FARMERS CASUALTY INSURANCE COMPANY

**SCHEDULE P - PART 3F - SECTION 1 - MEDICAL PROFESSIONAL LIABILITY - OCCURRENCE**

Years in Which Losses Were Incurred	CUMULATIVE PAID NET LOSSES AND DEFENSE AND COST CONTAINMENT EXPENSES REPORTED AT YEAR END (\$000 OMITTED)										11 Number of Claims Closed With Loss Payment	12 Number of Claims Closed Without Loss Payment	
	1	2	3	4	5	6	7	8	9	10			
	2015	2016	2017	2018	2019	2020	2021	2022	2023	2024			
1. Prior.....	000.....												
2. 2015.....													
3. 2016.....	XXX.....												
4. 2017.....	XXX.....	XXX.....											
5. 2018.....	XXX.....	XXX.....	XXX.....										
6. 2019.....	XXX.....	XXX.....	XXX.....	XXX.....									
7. 2020.....	XXX.....	XXX.....	XXX.....	XXX.....	XXX.....								
8. 2021.....	XXX.....	XXX.....	XXX.....	XXX.....	XXX.....	XXX.....							
9. 2022.....	XXX.....	XXX.....	XXX.....	XXX.....	XXX.....	XXX.....	XXX.....						
10. 2023.....	XXX.....	XXX.....	XXX.....	XXX.....	XXX.....	XXX.....	XXX.....	XXX.....					
11. 2024.....	XXX.....	XXX.....	XXX.....	XXX.....	XXX.....	XXX.....	XXX.....	XXX.....	XXX.....				

**NONE**

**SCHEDULE P - PART 3F - SECTION 2 - MEDICAL PROFESSIONAL LIABILITY - CLAIMS-MADE**

1. Prior.....	000.....												
2. 2015.....													
3. 2016.....	XXX.....												
4. 2017.....	XXX.....	XXX.....											
5. 2018.....	XXX.....	XXX.....	XXX.....										
6. 2019.....	XXX.....	XXX.....	XXX.....	XXX.....									
7. 2020.....	XXX.....	XXX.....	XXX.....	XXX.....	XXX.....								
8. 2021.....	XXX.....	XXX.....	XXX.....	XXX.....	XXX.....	XXX.....							
9. 2022.....	XXX.....	XXX.....	XXX.....	XXX.....	XXX.....	XXX.....	XXX.....						
10. 2023.....	XXX.....	XXX.....	XXX.....	XXX.....	XXX.....	XXX.....	XXX.....	XXX.....					
11. 2024.....	XXX.....	XXX.....	XXX.....	XXX.....	XXX.....	XXX.....	XXX.....	XXX.....	XXX.....				

**NONE**

**SCHEDULE P - PART 3G - SPECIAL LIABILITY (OCEAN MARINE, AIRCRAFT (ALL PERILS), BOILER AND MACHINERY)**

1. Prior.....	000.....											XXX.....	XXX.....
2. 2015.....												XXX.....	XXX.....
3. 2016.....	XXX.....											XXX.....	XXX.....
4. 2017.....	XXX.....	XXX.....										XXX.....	XXX.....
5. 2018.....	XXX.....	XXX.....	XXX.....									XXX.....	XXX.....
6. 2019.....	XXX.....	XXX.....	XXX.....	XXX.....								XXX.....	XXX.....
7. 2020.....	XXX.....	XXX.....	XXX.....	XXX.....	XXX.....							XXX.....	XXX.....
8. 2021.....	XXX.....	XXX.....	XXX.....	XXX.....	XXX.....	XXX.....						XXX.....	XXX.....
9. 2022.....	XXX.....	XXX.....	XXX.....	XXX.....	XXX.....	XXX.....	XXX.....					XXX.....	XXX.....
10. 2023.....	XXX.....	XXX.....	XXX.....	XXX.....	XXX.....	XXX.....	XXX.....	XXX.....				XXX.....	XXX.....
11. 2024.....	XXX.....	XXX.....	XXX.....	XXX.....	XXX.....	XXX.....	XXX.....	XXX.....	XXX.....	XXX.....		XXX.....	XXX.....

**NONE**

**SCHEDULE P - PART 3H - SECTION 1 - OTHER LIABILITY - OCCURRENCE**

1. Prior.....	000.....												
2. 2015.....													
3. 2016.....	XXX.....												
4. 2017.....	XXX.....	XXX.....											
5. 2018.....	XXX.....	XXX.....	XXX.....										
6. 2019.....	XXX.....	XXX.....	XXX.....	XXX.....									
7. 2020.....	XXX.....	XXX.....	XXX.....	XXX.....	XXX.....								
8. 2021.....	XXX.....	XXX.....	XXX.....	XXX.....	XXX.....	XXX.....							
9. 2022.....	XXX.....	XXX.....	XXX.....	XXX.....	XXX.....	XXX.....	XXX.....						
10. 2023.....	XXX.....	XXX.....	XXX.....	XXX.....	XXX.....	XXX.....	XXX.....	XXX.....					
11. 2024.....	XXX.....	XXX.....	XXX.....	XXX.....	XXX.....	XXX.....	XXX.....	XXX.....	XXX.....				

**NONE**

**SCHEDULE P - PART 3H - SECTION 2 - OTHER LIABILITY - CLAIMS-MADE**

1. Prior.....	000.....												
2. 2015.....													
3. 2016.....	XXX.....												
4. 2017.....	XXX.....	XXX.....											
5. 2018.....	XXX.....	XXX.....	XXX.....										
6. 2019.....	XXX.....	XXX.....	XXX.....	XXX.....									
7. 2020.....	XXX.....	XXX.....	XXX.....	XXX.....	XXX.....								
8. 2021.....	XXX.....	XXX.....	XXX.....	XXX.....	XXX.....	XXX.....							
9. 2022.....	XXX.....	XXX.....	XXX.....	XXX.....	XXX.....	XXX.....	XXX.....						
10. 2023.....	XXX.....	XXX.....	XXX.....	XXX.....	XXX.....	XXX.....	XXX.....	XXX.....					
11. 2024.....	XXX.....	XXX.....	XXX.....	XXX.....	XXX.....	XXX.....	XXX.....	XXX.....	XXX.....				

**NONE**

**ANNUAL STATEMENT FOR THE YEAR 2024 OF THE FARMERS CASUALTY INSURANCE COMPANY**  
**SCHEDULE P - PART 3I - SPECIAL PROPERTY (FIRE, ALLIED LINES, INLAND MARINE, EARTHQUAKE, BURGLARY, AND THEFT)**

Years in Which Losses Were Incurred	CUMULATIVE PAID NET LOSSES AND DEFENSE AND COST CONTAINMENT EXPENSES REPORTED AT YEAR END (\$000 OMITTED)										11 Number of Claims Closed With Loss Payment	12 Number of Claims Closed Without Loss Payment	
	1 2015	2 2016	3 2017	4 2018	5 2019	6 2020	7 2021	8 2022	9 2023	10 2024			
1. Prior.....	000											XXX	XXX
2. 2015.....												XXX	XXX
3. 2016.....	XXX											XXX	XXX
4. 2017.....	XXX	XXX										XXX	XXX
5. 2018.....	XXX	XXX	XXX									XXX	XXX
6. 2019.....	XXX	XXX	XXX	XXX								XXX	XXX
7. 2020.....	XXX	XXX	XXX	XXX	XXX							XXX	XXX
8. 2021.....	XXX	XXX	XXX	XXX	XXX	XXX						XXX	XXX
9. 2022.....	XXX	XXX	XXX	XXX	XXX	XXX	XXX					XXX	XXX
10. 2023.....	XXX	XXX	XXX	XXX	XXX	XXX	XXX	XXX				XXX	XXX
11. 2024.....	XXX	XXX	XXX	XXX	XXX	XXX	XXX	XXX	XXX	XXX		XXX	XXX

**NONE**

**SCHEDULE P - PART 3J - AUTO PHYSICAL DAMAGE**

1. Prior.....	000												
2. 2015.....												44,690	8,022
3. 2016.....	XXX												5
4. 2017.....	XXX	XXX										5	2
5. 2018.....	XXX	XXX	XXX									(1)	
6. 2019.....	XXX	XXX	XXX	XXX								16	8
7. 2020.....	XXX	XXX	XXX	XXX	XXX							63	16
8. 2021.....	XXX	XXX	XXX	XXX	XXX	XXX						46,582	5,447
9. 2022.....	XXX	XXX	XXX	XXX	XXX	XXX	XXX					44,161	6,228
10. 2023.....	XXX	XXX	XXX	XXX	XXX	XXX	XXX	XXX				3,966	1,273
11. 2024.....	XXX	XXX	XXX	XXX	XXX	XXX	XXX	XXX	XXX	XXX		26,897	6,469

**SCHEDULE P - PART 3K - FIDELITY/SURETY**

1. Prior.....	000											XXX	XXX
2. 2015.....												XXX	XXX
3. 2016.....	XXX											XXX	XXX
4. 2017.....	XXX	XXX										XXX	XXX
5. 2018.....	XXX	XXX	XXX									XXX	XXX
6. 2019.....	XXX	XXX	XXX	XXX								XXX	XXX
7. 2020.....	XXX	XXX	XXX	XXX	XXX							XXX	XXX
8. 2021.....	XXX	XXX	XXX	XXX	XXX	XXX						XXX	XXX
9. 2022.....	XXX	XXX	XXX	XXX	XXX	XXX	XXX					XXX	XXX
10. 2023.....	XXX	XXX	XXX	XXX	XXX	XXX	XXX	XXX				XXX	XXX
11. 2024.....	XXX	XXX	XXX	XXX	XXX	XXX	XXX	XXX	XXX	XXX		XXX	XXX

**NONE**

**SCHEDULE P - PART 3L - OTHER (INCLUDING CREDIT, ACCIDENT AND HEALTH)**

1. Prior.....	000											XXX	XXX
2. 2015.....												XXX	XXX
3. 2016.....	XXX											XXX	XXX
4. 2017.....	XXX	XXX										XXX	XXX
5. 2018.....	XXX	XXX	XXX									XXX	XXX
6. 2019.....	XXX	XXX	XXX	XXX								XXX	XXX
7. 2020.....	XXX	XXX	XXX	XXX	XXX							XXX	XXX
8. 2021.....	XXX	XXX	XXX	XXX	XXX	XXX						XXX	XXX
9. 2022.....	XXX	XXX	XXX	XXX	XXX	XXX	XXX					XXX	XXX
10. 2023.....	XXX	XXX	XXX	XXX	XXX	XXX	XXX	XXX				XXX	XXX
11. 2024.....	XXX	XXX	XXX	XXX	XXX	XXX	XXX	XXX	XXX	XXX		XXX	XXX

**NONE**

**SCHEDULE P - PART 3M - INTERNATIONAL**

1. Prior.....	000											XXX	XXX
2. 2015.....												XXX	XXX
3. 2016.....	XXX											XXX	XXX
4. 2017.....	XXX	XXX										XXX	XXX
5. 2018.....	XXX	XXX	XXX									XXX	XXX
6. 2019.....	XXX	XXX	XXX	XXX								XXX	XXX
7. 2020.....	XXX	XXX	XXX	XXX	XXX							XXX	XXX
8. 2021.....	XXX	XXX	XXX	XXX	XXX	XXX						XXX	XXX
9. 2022.....	XXX	XXX	XXX	XXX	XXX	XXX	XXX					XXX	XXX
10. 2023.....	XXX	XXX	XXX	XXX	XXX	XXX	XXX	XXX				XXX	XXX
11. 2024.....	XXX	XXX	XXX	XXX	XXX	XXX	XXX	XXX	XXX	XXX		XXX	XXX

**NONE**

Schedule P - Part 3N - Reinsurance - Nonproportional Assumed Property

**N O N E**

Schedule P - Part 3O - Reinsurance - Nonproportional Assumed Liability

**N O N E**

Schedule P - Part 3P - Reinsurance - Nonproportional Assumed Financial Lines

**N O N E**

Schedule P - Part 3R - Section 1 - Product Liability - Occurrence

**N O N E**

Schedule P - Part 3R - Section 2 - Product Liability - Claims-Made

**N O N E**

Schedule P - Part 3S - Financial Guaranty/Mortgage Guaranty

**N O N E**

Schedule P - Part 3T - Warranty

**N O N E**

Schedule P - Part 3U - Pet Insurance Plans

**N O N E**

ANNUAL STATEMENT FOR THE YEAR 2024 OF THE FARMERS CASUALTY INSURANCE COMPANY

**SCHEDULE P - PART 4A - HOMEOWNERS/FAROWNERS**

Years in Which Losses Were Incurred	BULK AND IBNR RESERVES ON NET LOSSES AND DEFENSE AND COST CONTAINMENT EXPENSES REPORTED AT YEAR END (\$000 OMITTED)									
	1	2	3	4	5	6	7	8	9	10
	2015	2016	2017	2018	2019	2020	2021	2022	2023	2024
1. Prior.....										
2. 2015.....										
3. 2016.....	XXX									
4. 2017.....	XXX	XXX								
5. 2018.....	XXX	XXX	XX							
6. 2019.....	XXX	XXX	XX	XX						
7. 2020.....	XXX	XXX	XX	XXX	XXX					
8. 2021.....	XXX	XXX	XXX	XXX	XXX	XXX				
9. 2022.....	XXX	XXX	XXX	XXX	XXX	XXX	XXX			
10. 2023.....	XXX	XXX	XXX	XXX	XXX	XXX	XXX	XXX		
11. 2024.....	XXX	XXX	XXX	XXX	XXX	XXX	XXX	XXX	XXX	

**SCHEDULE P - PART 4B - PRIVATE PASSENGER AUTO LIABILITY/MEDICAL**

1. Prior.....										
2. 2015.....										
3. 2016.....	XXX									
4. 2017.....	XXX	XXX								
5. 2018.....	XXX	XXX	XXX							
6. 2019.....	XXX	XXX	XXX	XXX						
7. 2020.....	XXX	XXX	XXX	XXX	XXX					
8. 2021.....	XXX	XXX	XXX	XXX	XXX	XXX				
9. 2022.....	XXX	XXX	XXX	XXX	XXX	XXX	XXX			
10. 2023.....	XXX	XXX	XXX	XXX	XXX	XXX	XXX	XXX		
11. 2024.....	XXX	XXX	XXX	XXX	XXX	XXX	XXX	XXX	XXX	

**SCHEDULE P - PART 4C - COMMERCIAL AUTO/TRUCK LIABILITY/MEDICAL**

1. Prior.....										
2. 2015.....										
3. 2016.....	XXX									
4. 2017.....	XXX	XXX								
5. 2018.....	XXX	XXX	XXX							
6. 2019.....	XXX	XXX	XX	XX						
7. 2020.....	XXX	XXX	XX	XX	XX					
8. 2021.....	XXX	XXX	XX	XX	XX	XX				
9. 2022.....	XXX	XXX	XX	XXX	XXX	XX	XXX			
10. 2023.....	XXX	XXX	XXX	XXX	XXX	XXX	XXX	XXX		
11. 2024.....	XXX	XXX	XXX	XXX	XXX	XXX	XXX	XXX	XXX	

**SCHEDULE P - PART 4D - WORKERS' COMPENSATION  
(EXCLUDING EXCESS WORKERS' COMPENSATION)**

1. Prior.....										
2. 2015.....										
3. 2016.....	XXX									
4. 2017.....	XXX	XXX								
5. 2018.....	XXX	XXX	XXX							
6. 2019.....	XXX	XXX	XX	XX						
7. 2020.....	XXX	XXX	XX	XX	XX					
8. 2021.....	XXX	XXX	XX	XX	XX	XX				
9. 2022.....	XXX	XXX	XX	XXX	XXX	XX	XXX			
10. 2023.....	XXX	XXX	XXX	XXX	XXX	XXX	XXX	XXX		
11. 2024.....	XXX	XXX	XXX	XXX	XXX	XXX	XXX	XXX	XXX	

**SCHEDULE P - PART 4E - COMMERCIAL MULTIPLE PERIL**

1. Prior.....										
2. 2015.....										
3. 2016.....	XXX									
4. 2017.....	XXX	XXX								
5. 2018.....	XXX	XXX	XXX							
6. 2019.....	XXX	XXX	XX	XX						
7. 2020.....	XXX	XXX	XX	XX	XX					
8. 2021.....	XXX	XXX	XX	XX	XX	XX				
9. 2022.....	XXX	XXX	XX	XXX	XXX	XX	XXX			
10. 2023.....	XXX	XXX	XXX	XXX	XXX	XXX	XXX	XXX		
11. 2024.....	XXX	XXX	XXX	XXX	XXX	XXX	XXX	XXX	XXX	

Schedule P - Part 4F - Section 1 - Medical Professional Liability - Occurrence

**NONE**

Schedule P - Part 4F - Section 2 - Medical Professional Liability - Claims-Made

**NONE**

Schedule P - Part 4G - Special Liability

**NONE**

Schedule P - Part 4H - Section 1 - Other Liability - Occurrence

**NONE**

Schedule P - Part 4H - Section 2 - Other Liability - Claims-Made

**NONE**

Schedule P - Part 4I - Special Property

**NONE**

Schedule P - Part 4J - Auto Physical Damage

**NONE**

Schedule P - Part 4K - Fidelity/Surety

**NONE**

Schedule P - Part 4L - Other (Including Credit, Accident and Health)

**NONE**

Schedule P - Part 4M - International

**NONE**

Schedule P - Part 4N - Reinsurance - Nonproportional Assumed Property

**NONE**

Schedule P - Part 4O - Reinsurance - Nonproportional Assumed Liability

**NONE**

Schedule P - Part 4P - Reinsurance - Nonproportional Assumed Financial Lines

**NONE**

Schedule P - Part 4R - Section 1 - Products Liability - Occurrence

**NONE**



Schedule P - Part 4R - Section 2 - Products Liability - Claims-Made

**N O N E**

Schedule P - Part 4S - Financial Guaranty/Mortgage Guaranty

**N O N E**

Schedule P - Part 4T - Warranty

**N O N E**

Schedule P - Part 4U - Pet Insurance Plans

**N O N E**

**ANNUAL STATEMENT FOR THE YEAR 2024 OF THE FARMERS CASUALTY INSURANCE COMPANY**  
**SCHEDULE P - PART 5A - HOMEOWNERS/FARMOWNERS**  
**SECTION 1**

Years in Which Premiums Were Earned and Losses Were Incurred	CUMULATIVE NUMBER OF CLAIMS CLOSED WITH LOSS PAYMENT DIRECT AND ASSUMED AT YEAR END									
	1	2	3	4	5	6	7	8	9	10
	2015	2016	2017	2018	2019	2020	2021	2022	2023	2024
1. Prior.....	587	38	13	12	3		3	6		
2. 2015.....	3,563	4,232	4,262	4,266	4,268	4,269	4,269	4,269	10,337	10,337
3. 2016.....	XXX	3,099	3,523	3,544	3,549	3,553	3,553	3,554	3,554	3,554
4. 2017.....	XXX	XXX	5,108	5,990	6,062	6,101	6,139	6,145	6,145	6,145
5. 2018.....	XXX	XXX	XXX	3,022	3,493	3,527	3,541	3,549	3,550	3,551
6. 2019.....	XXX	XXX	XXX	XXX	3,646	4,384	4,426	4,433	4,443	4,444
7. 2020.....	XXX	XXX	XXX	XXX	XXX	4,822	5,864	5,904	5,908	5,914
8. 2021.....	XXX	XXX	XXX	XXX	XXX	XXX	2,732	3,362	3,366	3,374
9. 2022.....	XXX	XXX	XXX	XXX	XXX	XXX	XXX	3,265	3,276	3,366
10. 2023.....	XXX	XXX	XXX	XXX	XXX	XXX	XXX	XXX	55	1,119
11. 2024	XXX	XXX	XXX	XXX	XXX	XXX	XXX	XXX	XXX	3,028

**SECTION 2**

Years in Which Premiums Were Earned and Losses Were Incurred	NUMBER OF CLAIMS OUTSTANDING DIRECT AND ASSUMED AT YEAR END									
	1	2	3	4	5	6	7	8	9	10
	2015	2016	2017	2018	2019	2020	2021	2022	2023	2024
1. Prior.....	69	41	22	14	9	10	6	6	2	1
2. 2015.....	342	26	4	6	3	2		1	739	
3. 2016.....	XXX	228	23	10	3	6	2	3	1	
4. 2017.....	XXX	XXX	291	66	50	44	14	9		
5. 2018.....	XXX	XXX	XXX	209	56	31	15	9	2	
6. 2019.....	XXX	XXX	XXX	XXX	462	51	20	12	1	2
7. 2020.....	XXX	XXX	XXX	XXX	XXX	398	52	23	2	
8. 2021.....	XXX	XXX	XXX	XXX	XXX	XXX	371	81	8	2
9. 2022.....	XXX	XXX	XXX	XXX	XXX	XXX	XXX	771	8	18
10. 2023.....	XXX	XXX	XXX	XXX	XXX	XXX	XXX	XXX	15	27
11. 2024	XXX	XXX	XXX	XXX	XXX	XXX	XXX	XXX	XXX	218

**SECTION 3**

Years in Which Premiums Were Earned and Losses Were Incurred	CUMULATIVE NUMBER OF CLAIMS REPORTED DIRECT AND ASSUMED AT YEAR END									
	1	2	3	4	5	6	7	8	9	10
	2015	2016	2017	2018	2019	2020	2021	2022	2023	2024
1. Prior.....	476	25	9	6	2	2	(3)	1	(3)	(1)
2. 2015.....	4,780	5,319	5,329	5,334	5,334	5,335	5,334	5,335	14,132	13,393
3. 2016.....	XXX	4,322	4,665	4,682	4,679	4,683	4,683	4,684	4,682	4,681
4. 2017.....	XXX	XXX	7,334	8,246	8,327	8,370	8,351	8,347	8,338	8,338
5. 2018.....	XXX	XXX	XXX	4,186	4,663	4,674	4,669	4,667	4,662	4,662
6. 2019.....	XXX	XXX	XXX	XXX	5,306	5,792	5,799	5,796	5,792	5,798
7. 2020.....	XXX	XXX	XXX	XXX	XXX	6,589	7,527	7,541	7,525	7,531
8. 2021.....	XXX	XXX	XXX	XXX	XXX	XXX	4,042	4,550	4,480	4,486
9. 2022.....	XXX	XXX	XXX	XXX	XXX	XXX	XXX	5,372	4,616	4,724
10. 2023.....	XXX	XXX	XXX	XXX	XXX	XXX	XXX	XXX	77	1,566
11. 2024	XXX	XXX	XXX	XXX	XXX	XXX	XXX	XXX	XXX	5,751

**ANNUAL STATEMENT FOR THE YEAR 2024 OF THE FARMERS CASUALTY INSURANCE COMPANY**  
**SCHEDULE P - PART 5B - PRIVATE PASSENGER AUTO LIABILITY/MEDICAL**  
**SECTION 1**

Years in Which Premiums Were Earned and Losses Were Incurred	CUMULATIVE NUMBER OF CLAIMS CLOSED WITH LOSS PAYMENT DIRECT AND ASSUMED AT YEAR END									
	1	2	3	4	5	6	7	8	9	10
	2015	2016	2017	2018	2019	2020	2021	2022	2023	2024
1. Prior.....	9,686	1,706	633	384	191	58	25	29	13	13
2. 2015.....	20,259	27,097	28,097	28,444	28,607	28,667	28,687	28,704	41,744	41,748
3. 2016.....	XXX	18,698	24,899	25,856	26,218	26,336	26,377	26,413	26,417	26,426
4. 2017.....	XXX	XXX	16,220	22,230	23,146	23,479	23,633	23,702	23,711	23,727
5. 2018.....	XXX	XXX	XXX	15,469	21,438	22,246	22,545	22,684	22,702	22,717
6. 2019.....	XXX	XXX	XXX	XXX	14,706	19,700	20,449	20,760	20,793	20,880
7. 2020.....	XXX	XXX	XXX	XXX	XXX	9,595	12,741	13,301	13,371	13,491
8. 2021.....	XXX	XXX	XXX	XXX	XXX	XXX	8,683	12,574	12,713	13,031
9. 2022.....	XXX	XXX	XXX	XXX	XXX	XXX	XXX	8,343	8,576	9,447
10. 2023.....	XXX	XXX	XXX	XXX	XXX	XXX	XXX	XXX	691	4,817
11. 2024	XXX	XXX	XXX	XXX	XXX	XXX	XXX	XXX	XXX	6,662

**SECTION 2**

Years in Which Premiums Were Earned and Losses Were Incurred	NUMBER OF CLAIMS OUTSTANDING DIRECT AND ASSUMED AT YEAR END									
	1	2	3	4	5	6	7	8	9	10
	2015	2016	2017	2018	2019	2020	2021	2022	2023	2024
1. Prior.....	3,558	1,961	1,293	906	699	182	139	89	26	31
2. 2015.....	8,030	1,651	688	384	219	169	126	32	6,029	5
3. 2016.....	XXX	7,209	1,551	659	350	234	314	90	13	22
4. 2017.....	XXX	XXX	6,880	1,418	673	415	289	201	9	21
5. 2018.....	XXX	XXX	XXX	6,621	1,220	619	447	265	31	52
6. 2019.....	XXX	XXX	XXX	XXX	5,638	1,294	743	419	72	94
7. 2020.....	XXX	XXX	XXX	XXX	XXX	4,018	1,024	533	125	112
8. 2021.....	XXX	XXX	XXX	XXX	XXX	XXX	4,777	1,228	218	245
9. 2022.....	XXX	XXX	XXX	XXX	XXX	XXX	XXX	5,565	268	522
10. 2023.....	XXX	XXX	XXX	XXX	XXX	XXX	XXX	XXX	578	1,128
11. 2024	XXX	XXX	XXX	XXX	XXX	XXX	XXX	XXX	XXX	3,016

**SECTION 3**

Years in Which Premiums Were Earned and Losses Were Incurred	CUMULATIVE NUMBER OF CLAIMS REPORTED DIRECT AND ASSUMED AT YEAR END									
	1	2	3	4	5	6	7	8	9	10
	2015	2016	2017	2018	2019	2020	2021	2022	2023	2024
1. Prior.....	2,521	309	72	43	27	(115)	(16)	(27)	(47)	35
2. 2015.....	36,232	38,265	38,418	38,493	38,515	38,525	38,507	38,432	63,148	57,131
3. 2016.....	XXX	32,899	34,799	34,949	35,012	35,023	35,144	34,964	34,892	34,917
4. 2017.....	XXX	XXX	28,543	30,577	30,792	30,860	30,891	30,876	30,695	30,732
5. 2018.....	XXX	XXX	XXX	27,624	29,565	29,761	29,883	29,851	29,636	29,696
6. 2019.....	XXX	XXX	XXX	XXX	25,984	27,767	27,993	28,001	27,688	27,839
7. 2020.....	XXX	XXX	XXX	XXX	XXX	17,545	18,549	18,626	18,285	18,438
8. 2021.....	XXX	XXX	XXX	XXX	XXX	XXX	17,404	18,887	18,024	18,495
9. 2022.....	XXX	XXX	XXX	XXX	XXX	XXX	XXX	18,065	13,013	14,454
10. 2023.....	XXX	XXX	XXX	XXX	XXX	XXX	XXX	XXX	1,275	7,440
11. 2024	XXX	XXX	XXX	XXX	XXX	XXX	XXX	XXX	XXX	13,462

**ANNUAL STATEMENT FOR THE YEAR 2024 OF THE FARMERS CASUALTY INSURANCE COMPANY**  
**SCHEDULE P - PART 5C - COMMERCIAL AUTO/TRUCK LIABILITY/MEDICAL**  
**SECTION 1**

Years in Which Premiums Were Earned and Losses Were Incurred	CUMULATIVE NUMBER OF CLAIMS CLOSED WITH LOSS PAYMENT DIRECT AND ASSUMED AT YEAR END									
	1	2	3	4	5	6	7	8	9	10
	2015	2016	2017	2018	2019	2020	2021	2022	2023	2024
1. Prior.....										
2. 2015.....										
3. 2016.....	XXX									
4. 2017.....	XXX	XXX	2	5	6	6	6	6	6	6
5. 2018.....	XXX	XXX	XXX		4	17	16	25	25	26
6. 2019.....	XXX	XXX	XXX	XXX	8	13	28	34	34	34
7. 2020.....	XXX	XXX	XXX	XXX	XXX		42	51	51	54
8. 2021.....	XXX	XXX	XXX	XXX	XXX	XXX	18	22	22	22
9. 2022.....	XXX	XXX	XXX	XXX	XXX	XXX	XXX		2	2
10. 2023.....	XXX	XXX	XXX	XXX	XXX	XXX	XXX	XXX		
11. 2024	XXX	XXX	XXX	XXX	XXX	XXX	XXX	XXX	XXX	

**SECTION 2**

Years in Which Premiums Were Earned and Losses Were Incurred	NUMBER OF CLAIMS OUTSTANDING DIRECT AND ASSUMED AT YEAR END									
	1	2	3	4	5	6	7	8	9	10
	2015	2016	2017	2018	2019	2020	2021	2022	2023	2024
1. Prior.....										
2. 2015.....										
3. 2016.....	XXX		1	1						
4. 2017.....	XXX	XXX	28	10	5					
5. 2018.....	XXX	XXX	XXX	97	13	6	9			
6. 2019.....	XXX	XXX	XXX	XXX	77	23	9	3		
7. 2020.....	XXX	XXX	XXX	XXX	XXX	57	16	7		1
8. 2021.....	XXX	XXX	XXX	XXX	XXX	XXX	4	1		
9. 2022.....	XXX	XXX	XXX	XXX	XXX	XXX	XXX		3	
10. 2023.....	XXX	XXX	XXX	XXX	XXX	XXX	XXX	XXX		
11. 2024	XXX	XXX	XXX	XXX	XXX	XXX	XXX	XXX	XXX	

**SECTION 3**

Years in Which Premiums Were Earned and Losses Were Incurred	CUMULATIVE NUMBER OF CLAIMS REPORTED DIRECT AND ASSUMED AT YEAR END									
	1	2	3	4	5	6	7	8	9	10
	2015	2016	2017	2018	2019	2020	2021	2022	2023	2024
1. Prior.....										
2. 2015.....										
3. 2016.....	XXX	2	3	22	32	32	32	32	32	32
4. 2017.....	XXX	XXX	78	261	369	365	365	365	365	365
5. 2018.....	XXX	XXX	XXX	220	669	683	687	687	687	688
6. 2019.....	XXX	XXX	XXX	XXX	195	219	222	222	219	219
7. 2020.....	XXX	XXX	XXX	XXX	XXX	135	146	146	144	150
8. 2021.....	XXX	XXX	XXX	XXX	XXX	XXX	25	26	27	27
9. 2022.....	XXX	XXX	XXX	XXX	XXX	XXX	XXX		7	4
10. 2023.....	XXX	XXX	XXX	XXX	XXX	XXX	XXX	XXX		
11. 2024	XXX	XXX	XXX	XXX	XXX	XXX	XXX	XXX	XXX	

ANNUAL STATEMENT FOR THE YEAR 2024 OF THE FARMERS CASUALTY INSURANCE COMPANY

**SCHEDULE P - PART 5D - WORKERS' COMPENSATION  
(EXCLUDING EXCESS WORKERS' COMPENSATION)**

**SECTION 1**

Years in Which Premiums Were Earned and Losses Were Incurred	CUMULATIVE NUMBER OF CLAIMS CLOSED WITH LOSS PAYMENT DIRECT AND ASSUMED AT YEAR END									
	1	2	3	4	5	6	7	8	9	10
	2015	2016	2017	2018	2019	2020	2021	2022	2023	2024
1. Prior.....										
2. 2015.....										
3. 2016.....	XXX									
4. 2017.....	XXX	XXX								
5. 2018.....	XXX	XXX	XXX							
6. 2019.....	XXX	XXX	XXX	XXX						
7. 2020.....	XXX	XXX	XXX	XXX	XXX					
8. 2021.....	XXX	XXX	XXX	XXX	XXX	XXX				
9. 2022.....	XXX	XXX	XXX	XXX	XXX	XXX	XXX			
10. 2023.....	XXX	XXX	XXX	XXX	XXX	XXX	XXX	XXX		
11. 2024.....	XXX	XXX	XXX	XXX	XXX	XXX	XXX	XXX	XXX	

**SECTION 2**

Years in Which Premiums Were Earned and Losses Were Incurred	NUMBER OF CLAIMS OUTSTANDING DIRECT AND ASSUMED AT YEAR END									
	1	2	3	4	5	6	7	8	9	10
	2015	2016	2017	2018	2019	2020	2021	2022	2023	2024
1. Prior.....										
2. 2015.....										
3. 2016.....	XXX									
4. 2017.....	XXX	XXX								
5. 2018.....	XXX	XXX	XXX							
6. 2019.....	XXX	XXX	XXX	XXX						
7. 2020.....	XXX	XXX	XXX	XXX	XXX					
8. 2021.....	XXX	XXX	XXX	XXX	XXX	XXX				
9. 2022.....	XXX	XXX	XXX	XXX	XXX	XXX	XXX			
10. 2023.....	XXX	XXX	XXX	XXX	XXX	XXX	XXX	XXX		
11. 2024.....	XXX	XXX	XXX	XXX	XXX	XXX	XXX	XXX	XXX	

**SECTION 3**

Years in Which Premiums Were Earned and Losses Were Incurred	CUMULATIVE NUMBER OF CLAIMS REPORTED DIRECT AND ASSUMED AT YEAR END									
	1	2	3	4	5	6	7	8	9	10
	2015	2016	2017	2018	2019	2020	2021	2022	2023	2024
1. Prior.....										
2. 2015.....										
3. 2016.....	XXX									
4. 2017.....	XXX	XXX								
5. 2018.....	XXX	XXX	XXX							
6. 2019.....	XXX	XXX	XXX	XXX						
7. 2020.....	XXX	XXX	XXX	XXX	XXX					
8. 2021.....	XXX	XXX	XXX	XXX	XXX	XXX				
9. 2022.....	XXX	XXX	XXX	XXX	XXX	XXX	XXX			
10. 2023.....	XXX	XXX	XXX	XXX	XXX	XXX	XXX	XXX		
11. 2024.....	XXX	XXX	XXX	XXX	XXX	XXX	XXX	XXX	XXX	

**ANNUAL STATEMENT FOR THE YEAR 2024 OF THE FARMERS CASUALTY INSURANCE COMPANY**  
**SCHEDULE P - PART 5E - COMMERCIAL MULTIPLE PERIL**  
**SECTION 1**

Years in Which Premiums Were Earned and Losses Were Incurred	CUMULATIVE NUMBER OF CLAIMS CLOSED WITH LOSS PAYMENT DIRECT AND ASSUMED AT YEAR END									
	1	2	3	4	5	6	7	8	9	10
	2015	2016	2017	2018	2019	2020	2021	2022	2023	2024
1. Prior.....										
2. 2015.....										
3. 2016.....	XXX	2	2	4	4	5	14	15	15	15
4. 2017.....	XXX	XXX		1	1	3	12	12	12	12
5. 2018.....	XXX	XXX	XXX		3	3	19	24	24	24
6. 2019.....	XXX	XXX	XXX	XXX		1	5	10	10	10
7. 2020.....	XXX	XXX	XXX	XXX	XXX	3	3	7	7	7
8. 2021.....	XXX	XXX	XXX	XXX	XXX	XXX				
9. 2022.....	XXX	XXX	XXX	XXX	XXX	XXX	XXX			
10. 2023.....	XXX	XXX	XXX	XXX	XXX	XXX	XXX	XXX		
11. 2024.....	XXX	XXX	XXX	XXX	XXX	XXX	XXX	XXX	XXX	

**SECTION 2**

Years in Which Premiums Were Earned and Losses Were Incurred	NUMBER OF CLAIMS OUTSTANDING DIRECT AND ASSUMED AT YEAR END									
	1	2	3	4	5	6	7	8	9	10
	2015	2016	2017	2018	2019	2020	2021	2022	2023	2024
1. Prior.....										
2. 2015.....										
3. 2016.....	XXX	5	4	4	2	2	1			1
4. 2017.....	XXX	XXX	13	3	2	2				1
5. 2018.....	XXX	XXX	XXX	8	8	3	5	2		1
6. 2019.....	XXX	XXX	XXX	XXX	17	4	8	4	1	
7. 2020.....	XXX	XXX	XXX	XXX	XXX	14	6	4	1	
8. 2021.....	XXX	XXX	XXX	XXX	XXX	XXX			1	
9. 2022.....	XXX	XXX	XXX	XXX	XXX	XXX	XXX			
10. 2023.....	XXX	XXX	XXX	XXX	XXX	XXX	XXX	XXX		
11. 2024.....	XXX	XXX	XXX	XXX	XXX	XXX	XXX	XXX	XXX	

**SECTION 3**

Years in Which Premiums Were Earned and Losses Were Incurred	CUMULATIVE NUMBER OF CLAIMS REPORTED DIRECT AND ASSUMED AT YEAR END									
	1	2	3	4	5	6	7	8	9	10
	2015	2016	2017	2018	2019	2020	2021	2022	2023	2024
1. Prior.....										
2. 2015.....					3	3	3	3	3	3
3. 2016.....	XXX	8	9	19	54	54	63	63	63	64
4. 2017.....	XXX	XXX	27	58	127	128	135	135	135	137
5. 2018.....	XXX	XXX	XXX	23	72	71	90	92	90	91
6. 2019.....	XXX	XXX	XXX	XXX	28	40	51	52	49	48
7. 2020.....	XXX	XXX	XXX	XXX	XXX	72	68	70	68	68
8. 2021.....	XXX	XXX	XXX	XXX	XXX	XXX	2	2	5	4
9. 2022.....	XXX	XXX	XXX	XXX	XXX	XXX	XXX		1	1
10. 2023.....	XXX	XXX	XXX	XXX	XXX	XXX	XXX	XXX		
11. 2024.....	XXX	XXX	XXX	XXX	XXX	XXX	XXX	XXX	XXX	

Schedule P - Part 5F - Medical Professional Liability - Occurrence - Section 1A

**N O N E**

Schedule P - Part 5F - Medical Professional Liability - Occurrence - Section 2A

**N O N E**

Schedule P - Part 5F - Medical Professional Liability - Occurrence - Section 3A

**N O N E**

Schedule P - Part 5F - Medical Professional Liability - Claims-Made - Section 1B

**N O N E**

Schedule P - Part 5F - Medical Professional Liability - Claims-Made - Section 2B

**N O N E**

Schedule P - Part 5F - Medical Professional Liability - Claims-Made - Section 3B

**N O N E**

Schedule P - Part 5H - Other Liability - Occurrence - Section 1A

**N O N E**

Schedule P - Part 5H - Other Liability - Occurrence - Section 2A

**N O N E**

Schedule P - Part 5H - Other Liability - Occurrence - Section 3A

**N O N E**

Schedule P - Part 5H - Other Liability - Claims-Made - Section 1B

**N O N E**

Schedule P - Part 5H - Other Liability - Claims-Made - Section 2B

**N O N E**

Schedule P - Part 5H - Other Liability - Claims-Made - Section 3B

**N O N E**

Schedule P - Part 5R - Products Liability - Occurrence - Section 1A

**N O N E**

Schedule P - Part 5R - Products Liability - Occurrence - Section 2A

**N O N E**

Schedule P - Part 5R - Products Liability - Occurrence - Section 3A

**NONE**

Schedule P - Part 5R - Products Liability - Claims-Made - Section 1B

**NONE**

Schedule P - Part 5R - Products Liability - Claims-Made - Section 2B

**NONE**

Schedule P - Part 5R - Products Liability - Claims-Made - Section 3B

**NONE**

Schedule P - Part 5T - Warranty - Section 1

**NONE**

Schedule P - Part 5T - Warranty - Section 2

**NONE**

Schedule P - Part 5T - Warranty - Section 3

**NONE**



**ANNUAL STATEMENT FOR THE YEAR 2024 OF THE FARMERS CASUALTY INSURANCE COMPANY**  
**SCHEDULE P - PART 6C - COMMERCIAL AUTO/TRUCK LIABILITY/MEDICAL**  
**SECTION 1**

Years in Which Premiums Were Earned and Losses Were Incurred	CUMULATIVE PREMIUMS EARNED DIRECT AND ASSUMED AT YEAR END (\$000 OMITTED)										11 Current Year Premiums Earned
	1 2015	2 2016	3 2017	4 2018	5 2019	6 2020	7 2021	8 2022	9 2023	10 2024	
1. Prior.....											
2. 2015.....		2	3	3	3	3	3	3	3	3	
3. 2016.....	XXX	71	153	154	154	155	156	156	156	156	
4. 2017.....	XXX	XXX	363	766	866	866	866	866	866	866	
5. 2018.....	XXX	XXX	XXX	995	1,887	1,887	1,908	1,908	1,908	1,908	
6. 2019.....	XXX	XXX	XXX	XXX	1,099	2,177	2,164	2,164	2,164	2,164	
7. 2020.....	XXX	XXX	XXX	XXX	XXX	775	1,159	1,159	1,159	1,159	
8. 2021.....	XXX	XXX	XXX	XXX	XXX	XXX	(38)	(38)	(38)	(38)	
9. 2022.....	XXX	XXX	XXX	XXX	XXX	XXX	XXX				
10. 2023.....	XXX	XXX	XXX	XXX	XXX	XXX	XXX	XXX			
11. 2024.....	XXX	XXX	XXX	XXX	XXX	XXX	XXX	XXX	XXX		
12. Totals.....	XXX	XXX	XXX	XXX	XXX	XXX	XXX	XXX	XXX	XXX	
13. Earned Premiums (Sch P-Pt. 1)		73	445	1,400	2,090	1,854	356				XXX

**SECTION 2**

Years in Which Premiums Were Earned and Losses Were Incurred	CUMULATIVE PREMIUMS EARNED CEDED AT YEAR END (\$000 OMITTED)										11 Current Year Premiums Earned
	1 2015	2 2016	3 2017	4 2018	5 2019	6 2020	7 2021	8 2022	9 2023	10 2024	
1. Prior.....											
2. 2015.....		2	2	2	2	2	2	2	2	2	
3. 2016.....	XXX	71	153	154	154	155	156	156	156	156	
4. 2017.....	XXX	XXX	363	766	866	866	866	866	866	866	
5. 2018.....	XXX	XXX	XXX	995	1,887	1,887	1,908	1,908	1,908	1,908	
6. 2019.....	XXX	XXX	XXX	XXX	1,099	2,177	2,164	2,164	2,164	2,164	
7. 2020.....	XXX	XXX	XXX	XXX	XXX	775	1,159	1,159	1,159	1,159	
8. 2021.....	XXX	XXX	XXX	XXX	XXX	XXX	(38)	(38)	(38)	(38)	
9. 2022.....	XXX	XXX	XXX	XXX	XXX	XXX	XXX				
10. 2023.....	XXX	XXX	XXX	XXX	XXX	XXX	XXX	XXX			
11. 2024.....	XXX	XXX	XXX	XXX	XXX	XXX	XXX	XXX	XXX		
12. Totals.....	XXX	XXX	XXX	XXX	XXX	XXX	XXX	XXX	XXX	XXX	
13. Earned Premiums (Sch P-Pt. 1)		73	445	1,400	2,090	1,854	356				XXX

**SCHEDULE P - PART 6D - WORKERS' COMPENSATION**  
**(EXCLUDING EXCESS WORKERS' COMPENSATION)**  
**SECTION 1**

Years in Which Premiums Were Earned and Losses Were Incurred	CUMULATIVE PREMIUMS EARNED DIRECT AND ASSUMED AT YEAR END (\$000 OMITTED)										11 Current Year Premiums Earned
	1 2015	2 2016	3 2017	4 2018	5 2019	6 2020	7 2021	8 2022	9 2023	10 2024	
1. Prior.....											
2. 2015.....											
3. 2016.....	XXX										
4. 2017.....	XXX	XXX									
5. 2018.....	XXX	XXX									
6. 2019.....	XXX	XXX									
7. 2020.....	XXX	XXX									
8. 2021.....	XXX	XXX									
9. 2022.....	XXX	XXX									
10. 2023.....	XXX	XXX									
11. 2024.....	XXX	XXX									
12. Totals.....	XXX	XXX									
13. Earned Premiums (Sch P-Pt. 1)											XXX

**SECTION 2**

Years in Which Premiums Were Earned and Losses Were Incurred	CUMULATIVE PREMIUMS EARNED CEDED AT YEAR END (\$000 OMITTED)										11 Current Year Premiums Earned
	1 2015	2 2016	3 2017	4 2018	5 2019	6 2020	7 2021	8 2022	9 2023	10 2024	
1. Prior.....											
2. 2015.....											
3. 2016.....	XXX										
4. 2017.....	XXX	XXX									
5. 2018.....	XXX	XXX									
6. 2019.....	XXX	XXX									
7. 2020.....	XXX	XXX									
8. 2021.....	XXX	XXX									
9. 2022.....	XXX	XXX									
10. 2023.....	XXX	XXX									
11. 2024.....	XXX	XXX									
12. Totals.....	XXX	XXX									
13. Earned Premiums (Sch P-Pt. 1)											XXX

**ANNUAL STATEMENT FOR THE YEAR 2024 OF THE FARMERS CASUALTY INSURANCE COMPANY**  
**SCHEDULE P - PART 6E - COMMERCIAL MULTIPLE PERIL**  
**SECTION 1**

Years in Which Premiums Were Earned and Losses Were Incurred	CUMULATIVE PREMIUMS EARNED DIRECT AND ASSUMED AT YEAR END (\$000 OMITTED)										11 Current Year Premiums Earned
	1	2	3	4	5	6	7	8	9	10	
	2015	2016	2017	2018	2019	2020	2021	2022	2023	2024	
1. Prior.....	3	1	(1)								
2. 2015.....	62	129	129	129	129	129	131	131	131	131	
3. 2016.....	XXX	182	361	360	361	365	363	363	363	363	
4. 2017.....	XXX	XXX	408	771	769	769	768	768	768	768	
5. 2018.....	XXX	XXX	XXX	591	1,145	1,143	1,113	1,113	1,113	1,113	
6. 2019.....	XXX	XXX	XXX	XXX	627	1,242	1,219	1,219	1,219	1,219	
7. 2020.....	XXX	XXX	XXX	XXX	XXX	472	705	705	705	705	
8. 2021.....	XXX	XXX	XXX	XXX	XXX	XXX	(10)	(10)	(10)	(10)	
9. 2022.....	XXX	XXX	XXX	XXX	XXX	XXX	XXX				
10. 2023.....	XXX	XXX	XXX	XXX	XXX	XXX	XXX	XXX			
11. 2024.....	XXX	XXX	XXX	XXX	XXX	XXX	XXX	XXX	XXX		
12. Totals.....	XXX	XXX	XXX	XXX	XXX	XXX	XXX	XXX	XXX	XXX	
13. Earned Premiums (Sch P-Pt. 1)	65	250	586	955	1,179	1,090	170				XXX

**SECTION 2**

Years in Which Premiums Were Earned and Losses Were Incurred	CUMULATIVE PREMIUMS EARNED CEDED AT YEAR END (\$000 OMITTED)										11 Current Year Premiums Earned
	1	2	3	4	5	6	7	8	9	10	
	2015	2016	2017	2018	2019	2020	2021	2022	2023	2024	
1. Prior.....		1	(1)								
2. 2015.....		67	67	67	67	67	70	70	70	70	
3. 2016.....	XXX	182	361	360	361	365	363	363	363	363	
4. 2017.....	XXX	XXX	408	771	769	769	768	768	768	768	
5. 2018.....	XXX	XXX	XXX	591	1,145	1,143	1,113	1,113	1,113	1,113	
6. 2019.....	XXX	XXX	XXX	XXX	627	1,242	1,219	1,219	1,219	1,219	
7. 2020.....	XXX	XXX	XXX	XXX	XXX	472	705	705	705	705	
8. 2021.....	XXX	XXX	XXX	XXX	XXX	XXX	(10)	(10)	(10)	(10)	
9. 2022.....	XXX	XXX	XXX	XXX	XXX	XXX	XXX				
10. 2023.....	XXX	XXX	XXX	XXX	XXX	XXX	XXX	XXX			
11. 2024.....	XXX	XXX	XXX	XXX	XXX	XXX	XXX	XXX	XXX		
12. Totals.....	XXX	XXX	XXX	XXX	XXX	XXX	XXX	XXX	XXX	XXX	
13. Earned Premiums (Sch P-Pt. 1)	65	250	586	955	1,179	1,090	170				XXX

**SCHEDULE P - PART 6H - OTHER LIABILITY - OCCURRENCE**  
**SECTION 1A**

Years in Which Premiums Were Earned and Losses Were Incurred	CUMULATIVE PREMIUMS EARNED DIRECT AND ASSUMED AT YEAR END (\$000 OMITTED)										11 Current Year Premiums Earned
	1	2	3	4	5	6	7	8	9	10	
	2015	2016	2017	2018	2019	2020	2021	2022	2023	2024	
1. Prior.....											
2. 2015.....											
3. 2016.....	XXX										
4. 2017.....	XXX	XXX									
5. 2018.....	XXX	XXX									
6. 2019.....	XXX	XXX									
7. 2020.....	XXX	XXX									
8. 2021.....	XXX	XXX									
9. 2022.....	XXX	XXX									
10. 2023.....	XXX	XXX	XXX	XXX	XXX	XXX	XXX	XXX			
11. 2024.....	XXX	XXX	XXX	XXX	XXX	XXX	XXX	XXX	XXX		
12. Totals.....	XXX	XXX	XXX	XXX	XXX	XXX	XXX	XXX	XXX	XXX	
13. Earned Premiums (Sch P-Pt. 1)											XXX

**SECTION 2A**

Years in Which Premiums Were Earned and Losses Were Incurred	CUMULATIVE PREMIUMS EARNED CEDED AT YEAR END (\$000 OMITTED)										11 Current Year Premiums Earned
	1	2	3	4	5	6	7	8	9	10	
	2015	2016	2017	2018	2019	2020	2021	2022	2023	2024	
1. Prior.....											
2. 2015.....											
3. 2016.....	XXX										
4. 2017.....	XXX	XXX									
5. 2018.....	XXX	XXX									
6. 2019.....	XXX	XXX									
7. 2020.....	XXX	XXX									
8. 2021.....	XXX	XXX									
9. 2022.....	XXX	XXX									
10. 2023.....	XXX	XXX	XXX	XXX	XXX	XXX	XXX	XXX			
11. 2024.....	XXX	XXX	XXX	XXX	XXX	XXX	XXX	XXX	XXX		
12. Totals.....	XXX	XXX	XXX	XXX	XXX	XXX	XXX	XXX	XXX	XXX	
13. Earned Premiums (Sch P-Pt. 1)											XXX

Schedule P - Part 6H - Other Liability - Claims-Made - Section 1B

**N O N E**

Schedule P - Part 6H - Other Liability - Claims-Made - Section 2B

**N O N E**

Schedule P - Part 6M - International - Section 1

**N O N E**

Schedule P - Part 6M - International - Section 2

**N O N E**

Schedule P - Part 6N- Reinsurance A - Nonproportional Assumed Property - Section 1

**N O N E**

Schedule P - Part 6N- Reinsurance A - Nonproportional Assumed Property - Section 2

**N O N E**

Schedule P - Part 6O - Reinsurance B - Nonproportional Liability - Section 1

**N O N E**

Schedule P - Part 6O - Reinsurance B - Nonproportional Assumed Liability - Section 2

**N O N E**

Schedule P - Part 6R - Products Liability - Occurrence - Section 1A

**N O N E**

Schedule P - Part 6R - Products Liability - Occurrence - Section 2A

**N O N E**

Schedule P - Part 6R - Products Liability - Claims-Made - Section 1B

**N O N E**

Schedule P - Part 6R - Products Liability - Claims-Made - Section 2B

**N O N E**

**ANNUAL STATEMENT FOR THE YEAR 2024 OF THE FARMERS CASUALTY INSURANCE COMPANY  
SCHEDULE P - PART 7A - PRIMARY LOSS SENSITIVE CONTRACTS (\$000 OMITTED)  
SECTION 1**

Schedule P - Part 1	1 Total Net Losses and Expenses Unpaid	2 Net Losses and Expenses Unpaid on Loss Sensitive Contracts	3 Loss Sensitive as Percentage of Total	4 Total Net Premiums Written	5 Net Premiums Written on Loss Sensitive Contracts	6 Loss Sensitive as Percentage of Total
1. Homeowners/Farmowners .....						
2. Private Passenger Auto Liability/ Medical .....						
3. Commercial Auto/Truck Liability/ Medical .....						
4. Workers' Compensation .....						
5. Commercial Multiple Peril .....						
6. Medical Professional Liability - Occurrence .....						
7. Medical Professional Liability - Claims - Made .....						
8. Special Liability .....						
9. Other Liability - Occurrence .....						
10. Other Liability - Claims-Made .....						
11. Special Property .....						
12. Auto Physical Damage .....						
13. Fidelity/Surety .....						
14. Other .....						
15. International .....						
16. Reinsurance - Nonproportional Assumed Property .....	XXX	XXX	XXX	XXX	XXX	XXX
17. Reinsurance - Nonproportional Assumed Liability .....	XXX	XXX	XXX	XXX	XXX	XXX
18. Reinsurance - Nonproportional Assumed Financial Lines .....	XXX	XXX	XXX	XXX	XXX	XXX
19. Products Liability - Occurrence .....						
20. Products Liability - Claims-Made .....						
21. Financial Guaranty/Mortgage Guaranty .....						
22. Warranty .....						
23. Pet Insurance Plans .....						
24. Totals						

**SECTION 2**

Years in Which Policies Were Issued	INCURRED LOSSES AND DEFENSE AND COST CONTAINMENT EXPENSES REPORTED AT YEAR END (\$000 OMITTED)									
	1	2	3	4	5	6	7	8	9	10
	2015	2016	2017	2018	2019	2020	2021	2022	2023	2024
1. Prior.....										
2. 2015.....										
3. 2016.....	XXX									
4. 2017.....	XXX	XXX								
5. 2018.....	XXX	XXX	XX							
6. 2019.....	XXX	XXX	XX	XX						
7. 2020.....	XXX	XXX	XX	XXX	XX					
8. 2021.....	XXX	XXX	XXX	XXX	XXX	XXX				
9. 2022.....	XXX	XXX	XXX	XXX	XXX	XXX	XXX			
10. 2023.....	XXX	XXX	XXX	XXX	XXX	XXX	XXX	XXX		
11. 2024	XXX	XXX	XXX	XXX	XXX	XXX	XXX	XXX	XXX	

**SECTION 3**

Years in Which Policies Were Issued	BULK AND INCURRED BUT NOT REPORTED RESERVES FOR LOSSES AND DEFENSE AND COST CONTAINMENT EXPENSES AT YEAR END (\$000 OMITTED)									
	1	2	3	4	5	6	7	8	9	10
	2015	2016	2017	2018	2019	2020	2021	2022	2023	2024
1. Prior.....										
2. 2015.....										
3. 2016.....	XXX									
4. 2017.....	XXX	XXX								
5. 2018.....	XXX	XXX	XX							
6. 2019.....	XXX	XXX	XX	XX						
7. 2020.....	XXX	XXX	XX	XXX	XX					
8. 2021.....	XXX	XXX	XXX	XXX	XXX	XXX				
9. 2022.....	XXX	XXX	XXX	XXX	XXX	XXX	XXX			
10. 2023.....	XXX	XXX	XXX	XXX	XXX	XXX	XXX	XXX		
11. 2024	XXX	XXX	XXX	XXX	XXX	XXX	XXX	XXX	XXX	

ANNUAL STATEMENT FOR THE YEAR 2024 OF THE FARMERS CASUALTY INSURANCE COMPANY  
**SCHEDULE P - PART 7A - PRIMARY LOSS SENSITIVE CONTRACTS (Continued)**

**SECTION 4**

Years in Which Policies Were Issued	NET EARNED PREMIUMS REPORTED AT YEAR END (\$000 OMITTED)									
	1	2	3	4	5	6	7	8	9	10
	2015	2016	2017	2018	2019	2020	2021	2022	2023	2024
1. Prior.....										
2. 2015.....										
3. 2016.....	XXX									
4. 2017.....	XXX	XXX								
5. 2018.....	XXX	XXX	XX							
6. 2019.....	XXX	XXX	XX	XXX						
7. 2020.....	XXX	XXX	XXX	XXX	XXX					
8. 2021.....	XXX	XXX	XXX	XXX	XXX	XXX				
9. 2022.....	XXX	XXX	XXX	XXX	XXX	XXX	XXX			
10. 2023.....	XXX	XXX	XXX	XXX	XXX	XXX	XXX	XXX		
11. 2024.....	XXX	XXX	XXX	XXX	XXX	XXX	XXX	XXX	XXX	

**SECTION 5**

Years in Which Policies Were Issued	NET RESERVE FOR PREMIUM ADJUSTMENTS AND ACCRUED RETROSPECTIVE PREMIUMS AT YEAR END (\$000 OMITTED)									
	1	2	3	4	5	6	7	8	9	10
	2015	2016	2017	2018	2019	2020	2021	2022	2023	2024
1. Prior.....										
2. 2015.....										
3. 2016.....	XXX									
4. 2017.....	XXX	XXX								
5. 2018.....	XXX	XXX	XX							
6. 2019.....	XXX	XXX	XX	XXX						
7. 2020.....	XXX	XXX	XXX	XXX	XXX					
8. 2021.....	XXX	XXX	XXX	XXX	XXX	XXX				
9. 2022.....	XXX	XXX	XXX	XXX	XXX	XXX	XXX			
10. 2023.....	XXX	XXX	XXX	XXX	XXX	XXX	XXX	XXX		
11. 2024.....	XXX	XXX	XXX	XXX	XXX	XXX	XXX	XXX	XXX	

**ANNUAL STATEMENT FOR THE YEAR 2024 OF THE FARMERS CASUALTY INSURANCE COMPANY  
SCHEDULE P - PART 7B - REINSURANCE LOSS SENSITIVE CONTRACTS (\$000 OMITTED)**

**SECTION 1**

Schedule P - Part 1	1 Total Net Losses and Expenses Unpaid	2 Net Losses and Expenses Unpaid on Loss Sensitive Contracts	3 Loss Sensitive as Percentage of Total	4 Total Net Premiums Written	5 Net Premiums Written on Loss Sensitive Contracts	6 Loss Sensitive as Percentage of Total
1. Homeowners/Farmowners .....						
2. Private Passenger Auto Liability/Medical .....						
3. Commercial Auto/Truck Liability/Medical .....						
4. Workers' Compensation .....						
5. Commercial Multiple Peril .....						
6. Medical Professional Liability - Occurrence .....						
7. Medical Professional Liability - Claims - Made .....						
8. Special Liability .....						
9. Other Liability - Occurrence .....						
10. Other Liability - Claims-Made .....						
11. Special Property .....						
12. Auto Physical Damage .....						
13. Fidelity/Surety .....						
14. Other .....						
15. International .....						
16. Reinsurance - Nonproportional Assumed Property .....						
17. Reinsurance - Nonproportional Assumed Liability .....						
18. Reinsurance - Nonproportional Assumed Financial Lines .....						
19. Products Liability - Occurrence .....						
20. Products Liability - Claims-Made .....						
21. Financial Guaranty/Mortgage Guaranty .....						
22. Warranty .....						
23. Pet Insurance Plans .....						
24. Totals						

**SECTION 2**

Years in Which Policies Were Issued	INCURRED LOSSES AND DEFENSE AND COST CONTAINMENT EXPENSES REPORTED AT YEAR END (\$000 OMITTED)									
	1 2015	2 2016	3 2017	4 2018	5 2019	6 2020	7 2021	8 2022	9 2023	10 2024
1. Prior.....										
2. 2015.....										
3. 2016.....	XXX									
4. 2017.....	XXX	XXX								
5. 2018.....	XXX	XXX	XX							
6. 2019.....	XXX	XXX	XX	XX						
7. 2020.....	XXX	XXX	XX	XXX	XX					
8. 2021.....	XXX	XXX	XXX	XXX	XXX	XXX				
9. 2022.....	XXX	XXX	XXX	XXX	XXX	XXX	XXX			
10. 2023.....	XXX	XXX	XXX	XXX	XXX	XXX	XXX	XXX		
11. 2024	XXX	XXX	XXX	XXX	XXX	XXX	XXX	XXX	XXX	

**SECTION 3**

Years in Which Policies Were Issued	BULK AND INCURRED BUT NOT REPORTED RESERVES FOR LOSSES AND DEFENSE AND COST CONTAINMENT EXPENSES AT YEAR END (\$000 OMITTED)									
	1 2015	2 2016	3 2017	4 2018	5 2019	6 2020	7 2021	8 2022	9 2023	10 2024
1. Prior.....										
2. 2015.....										
3. 2016.....	XXX									
4. 2017.....	XXX	XXX								
5. 2018.....	XXX	XXX	XX							
6. 2019.....	XXX	XXX	XX	XX						
7. 2020.....	XXX	XXX	XX	XXX	XX					
8. 2021.....	XXX	XXX	XXX	XXX	XXX	XXX				
9. 2022.....	XXX	XXX	XXX	XXX	XXX	XXX	XXX			
10. 2023.....	XXX	XXX	XXX	XXX	XXX	XXX	XXX	XXX		
11. 2024	XXX	XXX	XXX	XXX	XXX	XXX	XXX	XXX	XXX	

ANNUAL STATEMENT FOR THE YEAR 2024 OF THE FARMERS CASUALTY INSURANCE COMPANY  
**SCHEDULE P - PART 7B - REINSURANCE LOSS SENSITIVE CONTRACTS (Continued)**  
**SECTION 4**

Years in Which Policies Were Issued	NET EARNED PREMIUMS REPORTED AT YEAR END (\$000 OMITTED)									
	1 2015	2 2016	3 2017	4 2018	5 2019	6 2020	7 2021	8 2022	9 2023	10 2024
1. Prior.....										
2. 2015.....										
3. 2016.....	XXX									
4. 2017.....	XXX	XXX								
5. 2018.....	XXX	XXX	XX							
6. 2019.....	XXX	XXX	XX	XX						
7. 2020.....	XXX	XXX	XX	XXX	XX					
8. 2021.....	XXX	XXX	XXX	XXX	XXX	XXX				
9. 2022.....	XXX	XXX	XXX	XXX	XXX	XXX	XXX			
10. 2023.....	XXX	XXX	XXX	XXX	XXX	XXX	XXX	XXX		
11. 2024.....	XXX	XXX	XXX	XXX	XXX	XXX	XXX	XXX	XXX	

**SECTION 5**

Years in Which Policies Were Issued	NET RESERVE FOR PREMIUM ADJUSTMENTS AND ACCRUED RETROSPECTIVE PREMIUMS AT YEAR END (\$000 OMITTED)									
	1 2015	2 2016	3 2017	4 2018	5 2019	6 2020	7 2021	8 2022	9 2023	10 2024
1. Prior.....										
2. 2015.....										
3. 2016.....	XXX									
4. 2017.....	XXX	XXX								
5. 2018.....	XXX	XXX	XX							
6. 2019.....	XXX	XXX	XX	XX						
7. 2020.....	XXX	XXX	XX	XXX	XX					
8. 2021.....	XXX	XXX	XXX	XXX	XXX	XXX				
9. 2022.....	XXX	XXX	XXX	XXX	XXX	XXX	XXX			
10. 2023.....	XXX	XXX	XXX	XXX	XXX	XXX	XXX	XXX		
11. 2024.....	XXX	XXX	XXX	XXX	XXX	XXX	XXX	XXX	XXX	

**SECTION 6**

Years in Which Policies Were Issued	INCURRED ADJUSTABLE COMMISSIONS REPORTED AT YEAR END (\$000 OMITTED)									
	1 2015	2 2016	3 2017	4 2018	5 2019	6 2020	7 2021	8 2022	9 2023	10 2024
1. Prior.....										
2. 2015.....										
3. 2016.....	XXX									
4. 2017.....	XXX	XXX								
5. 2018.....	XXX	XXX	XX							
6. 2019.....	XXX	XXX	XX	XX						
7. 2020.....	XXX	XXX	XX	XXX	XX					
8. 2021.....	XXX	XXX	XXX	XXX	XXX	XXX				
9. 2022.....	XXX	XXX	XXX	XXX	XXX	XXX	XXX			
10. 2023.....	XXX	XXX	XXX	XXX	XXX	XXX	XXX	XXX		
11. 2024.....	XXX	XXX	XXX	XXX	XXX	XXX	XXX	XXX	XXX	

**SECTION 7**

Years in Which Policies Were Issued	RESERVES FOR COMMISSION ADJUSTMENTS AT YEAR END (\$000 OMITTED)									
	1 2015	2 2016	3 2017	4 2018	5 2019	6 2020	7 2021	8 2022	9 2023	10 2024
1. Prior.....										
2. 2015.....										
3. 2016.....	XXX									
4. 2017.....	XXX	XXX								
5. 2018.....	XXX	XXX	XX							
6. 2019.....	XXX	XXX	XX	XX						
7. 2020.....	XXX	XXX	XX	XXX	XX					
8. 2021.....	XXX	XXX	XXX	XXX	XXX	XXX				
9. 2022.....	XXX	XXX	XXX	XXX	XXX	XXX	XXX			
10. 2023.....	XXX	XXX	XXX	XXX	XXX	XXX	XXX	XXX		
11. 2024.....	XXX	XXX	XXX	XXX	XXX	XXX	XXX	XXX	XXX	

ANNUAL STATEMENT FOR THE YEAR 2024 OF THE FARMERS CASUALTY INSURANCE COMPANY

**SCHEDULE P INTERROGATORIES**

- 1. The following questions relate to yet-to-be-issued Extended Reporting Endorsements (EREs) arising from Death, Disability, or Retirement (DDR) provisions in Medical Professional Liability Claims Made insurance policies. EREs provided for reasons other than DDR are not to be included.
- 1.1 Does the company issue Medical Professional Liability Claims Made insurance policies that provide tail (also known as an extended reporting endorsement, or "ERE") benefits in the event of Death, Disability, or Retirement (DDR) at a reduced charge or at no additional cost? ..... Yes [ ] No [ X ]  
If the answer to question 1.1 is "no", leave the following questions blank. If the answer to question 1.1 is "yes", please answer the following questions:
- 1.2 What is the total amount of the reserve for that provision (DDR Reserve), as reported, explicitly or not, elsewhere in this statement (in dollars)? ..... \$ .....
- 1.3 Does the company report any DDR reserve as Unearned Premium Reserve per SSAP #65? ..... Yes [ ] No [ ]
- 1.4 Does the company report any DDR reserve as loss or loss adjustment expense reserve? ..... Yes [ ] No [ ]
- 1.5 If the company reports DDR reserve as Unearned Premium Reserve, does that amount match the figure on the Underwriting and Investment Exhibit, Part 1A - Recapitulation of all Premiums (Page 7) Column 2, Lines 11.1 plus 11.2? ..... Yes [ ] No [ ] N/A [ ]
- 1.6 If the company reports DDR reserve as loss or loss adjustment expense reserve, please complete the following table corresponding to where these reserves are reported in Schedule P:

Years in Which Premiums Were Earned and Losses Were Incurred		DDR Reserve Included in Schedule P, Part 1F, Medical Professional Liability Column 24: Total Net Losses and Expenses Unpaid	
		1 Section 1: Occurrence	2 Section 2: Claims-Made
1.601	Prior .....		
1.602	2015 .....		
1.603	2016 .....		
1.604	2017 .....		
1.605	2018 .....		
1.606	2019 .....		
1.607	2020 .....		
1.608	2021 .....		
1.609	2022 .....		
1.610	2023 .....		
1.611	2024 .....		
1.612	Totals		

- 2. The definition of allocated loss adjustment expenses (ALAE) and, therefore, unallocated loss adjustment expenses (ULAE) was changed effective January 1, 1998. This change in definition applies to both paid and unpaid expenses. Are these expenses (now reported as "Defense and Cost Containment" and "Adjusting and Other") reported in compliance with these definitions in this statement? ..... Yes [ X ] No [ ]
- 3. The Adjusting and Other expense payments and reserves should be allocated to the years in which the losses were incurred based on the number of claims reported, closed and outstanding in those years. When allocating Adjusting and Other expense between companies in a group or a pool, the Adjusting and Other expense should be allocated in the same percentage used for the loss amounts and the claim counts. For reinsurers, Adjusting and Other expense assumed should be reported according to the reinsurance contract. For Adjusting and Other expense incurred by reinsurers, or in those situations where suitable claim count information is not available, Adjusting and Other expense should be allocated by a reasonable method determined by the company and described in Interrogatory 7, below. Are they so reported in this Statement? ..... Yes [ X ] No [ ]
- 4. Do any lines in Schedule P include reserves that are reported gross of any discount to present value of future payments, and that are reported net of such discounts on Page 10? ..... Yes [ ] No [ X ]

If yes, proper disclosure must be made in the Notes to Financial Statements, as specified in the Instructions. Also, the discounts must be reported in Schedule P - Part 1, Columns 32 and 33. Schedule P must be completed gross of non-tabular discounting. Work papers relating to discount calculations must be available for examination upon request.  
Discounting is allowed only if expressly permitted by the state insurance department to which this Annual Statement is being filed.

- 5. What were the net premiums in force at the end of the year for:  
(in thousands of dollars)
  - 5.1 Fidelity .....
  - 5.2 Surety .....

- 6. Claim count information is reported per claim or per claimant (Indicate which) ..... per claimant.....  
If not the same in all years, explain in Interrogatory 7.
- 7.1 The information provided in Schedule P will be used by many persons to estimate the adequacy of the current loss and expense reserves, among other things. Are there any especially significant events, coverage, retention or accounting changes that have occurred that must be considered when making such analyses? ..... Yes [ X ] No [ ]

7.2 (An extended statement may be attached.)  
Effective April 1, 2021, the company was purchased by Farmers. The company and its subsidiaries, except Metropolitan General Insurance Company (MetGen), became part of the Farmers Insurance family of companies. MetGen remained with MetLife. Effective April 1, 2021, the auto and home products in MetGen continue to be 100% ceded to Farmers Property and Casualty Company (the new name for the company). In addition, the legal plan products (mainly part of the accident and health line) in the company were 100% ceded to MetGen. Also effective April 1, 2021, the company 100% ceded premium and losses to the Farmers Insurance Exchange. What remains in the company are the loss and loss expense reserves for the claims with accident dates March 31, 2021 and prior, for the company and its subsidiaries. Effective January 1, 2001, the company entered into a 100% Restated Quota Share Reinsurance Agreement with its parent company. The company cedes to its parent 100% interest in gross net liabilities and its premiums, losses, expenses, payment fees, dividends and direct agents balance. ....



**SCHEDULE T - PART 2**  
**INTERSTATE COMPACT - EXHIBIT OF PREMIUMS WRITTEN**

Allocated by States and Territories

States, Etc.		Direct Business Only					6 Totals
		1 Life (Group and Individual)	2 Annuities (Group and Individual)	3 Disability Income (Group and Individual)	4 Long-Term Care (Group and Individual)	5 Deposit-Type Contracts	
1. Alabama	AL						
2. Alaska	AK						
3. Arizona	AZ						
4. Arkansas	AR						
5. California	CA						
6. Colorado	CO						
7. Connecticut	CT						
8. Delaware	DE						
9. District of Columbia	DC						
10. Florida	FL						
11. Georgia	GA						
12. Hawaii	HI						
13. Idaho	ID						
14. Illinois	IL						
15. Indiana	IN						
16. Iowa	IA						
17. Kansas	KS						
18. Kentucky	KY						
19. Louisiana	LA						
20. Maine	ME						
21. Maryland	MD						
22. Massachusetts	MA						
23. Michigan	MI						
24. Minnesota	MN						
25. Mississippi	MS						
26. Missouri	MO						
27. Montana	MT						
28. Nebraska	NE						
29. Nevada	NV						
30. New Hampshire	NH						
31. New Jersey	NJ						
32. New Mexico	NM						
33. New York	NY						
34. North Carolina	NC						
35. North Dakota	ND						
36. Ohio	OH						
37. Oklahoma	OK						
38. Oregon	OR						
39. Pennsylvania	PA						
40. Rhode Island	RI						
41. South Carolina	SC						
42. South Dakota	SD						
43. Tennessee	TN						
44. Texas	TX						
45. Utah	UT						
46. Vermont	VT						
47. Virginia	VA						
48. Washington	WA						
49. West Virginia	WV						
50. Wisconsin	WI						
51. Wyoming	WY						
52. American Samoa	AS						
53. Guam	GU						
54. Puerto Rico	PR						
55. U.S. Virgin Islands	VI						
56. Northern Mariana Islands	MP						
57. Canada	CAN						
58. Aggregate Other Alien	OT						
59. Total							

**NONE**

ANNUAL STATEMENT FOR THE YEAR 2024 OF THE FARMERS CASUALTY INSURANCE COMPANY

SCHEDULE Y

PART 1A - DETAIL OF INSURANCE HOLDING COMPANY SYSTEM

1	2	3	4	5	6	7	8	9	10	11	12	13	14	15	16
Group Code	Group Name	NAIC Company Code	ID Number	Federal RSSD	CIK	Name of Securities Exchange if Publicly Traded (U.S. or International)	Names of Parent, Subsidiaries Or Affiliates	Domiciliary Location	Relationship to Reporting Entity	Directly Controlled by (Name of Entity/Person)	Type of Control (Ownership, Board, Management, Attorney-in-Fact, Influence, Other)	If Control is Ownership Provide Percentage	Ultimate Controlling Entity(ies)/Person(s)	Is an SCA Filing Required? (Yes/No)	*
		00000	83-0877980				10433 Ella Blvd, LLC	DE	NIA	Mid-Century Insurance Company	Ownership	100.000	Farmers Insurance Exchange	NO	
		00000	82-3606914				11930 Narcoossee Road, LLC	DE	NIA	Mid-Century Insurance Company	Ownership	100.000	Farmers Insurance Exchange	NO	
		00000	86-3957205				12225 NE 60th Way, LLC	DE	NIA	Truck Insurance Exchange	Ownership	100.000	Farmers Insurance Exchange	NO	
		00000	81-4674724				145 Great Road, LLC	DE	NIA	Mid-Century Insurance Company	Ownership	100.000	Farmers Insurance Exchange	NO	
		00000	47-3820947				17885 Von Karman, LLC	CA	NIA	Farmers Insurance Exchange	Ownership	100.000	Farmers Insurance Exchange	NO	
		00000	82-2860816				201 Railroad Ave, LLC	DE	NIA	Farmers Insurance Exchange	Ownership	100.000	Farmers Insurance Exchange	NO	
0069	Farmers Insurance Group	36404	95-4136306				21st Century Casualty Company	CA	IA	21st Century Insurance Group	Ownership	100.000	Farmers Insurance Exchange	NO	
0069	Farmers Insurance Group	34789	23-2044095				21st Century Centennial Insurance Company	PA	IA	Mid-Century Insurance Company	Ownership	100.000	Farmers Insurance Exchange	NO	
		00000	51-0283170				21st Century Insurance and Financial Services, Inc.	DE	NIA	Mid-Century Insurance Company	Ownership	100.000	Farmers Insurance Exchange	YES	
0069	Farmers Insurance Group	12963	95-2565072				21st Century Insurance Company	CA	IA	21st Century Insurance Group	Ownership	100.000	Farmers Insurance Exchange	NO	
		00000	95-1935264				21st Century Insurance Group	DE	NIA	Mid-Century Insurance Company	Ownership	100.000	Farmers Insurance Exchange	YES	
0069	Farmers Insurance Group	32220	13-3333609				21st Century North America Insurance Company	NY	IA	Mid-Century Insurance Company	Ownership	100.000	Farmers Insurance Exchange	NO	
0069	Farmers Insurance Group	10710	13-3922232				21st Century Pinnacle Insurance Company	NJ	IA	21st Century North America Insurance Company	Ownership	100.000	Farmers Insurance Exchange	NO	
0069	Farmers Insurance Group	20796	22-1721971				21st Century Premier Insurance Company	PA	IA	21st Century Centennial Insurance Company	Ownership	100.000	Farmers Insurance Exchange	NO	
		00000	92-1475501				2475 Mill Center Parkway, LLC	DE	NIA	Farmers Insurance Exchange	Ownership	100.000	Farmers Insurance Exchange	NO	
		00000	92-1508649				280 Riverside Parkway, LLC	DE	NIA	Farmers Insurance Exchange	Ownership	100.000	Farmers Insurance Exchange	NO	
		00000	88-4349711				3049 East Washburn Road, LLC	DE	NIA	Farmers Insurance Exchange	Ownership	100.000	Farmers Insurance Exchange	NO	
		00000	92-1207495				3195 East Washburn Road, LLC	DE	NIA	Farmers Insurance Exchange	Ownership	100.000	Farmers Insurance Exchange	NO	
		00000	81-0741455				384 Santa Trinita Ave, LLC	DE	NIA	Fire Insurance Exchange	Ownership	100.000	Farmers Insurance Exchange	NO	
		00000	92-1554532				4345 Hamilton Mill Road, LLC	DE	NIA	Farmers Insurance Exchange	Ownership	100.000	Farmers Insurance Exchange	NO	
		00000	92-1590378				475 Riverside Parkway, LLC	DE	NIA	Mid-Century Insurance Company	Ownership	100.000	Farmers Insurance Exchange	NO	
		00000	82-4386531				6671-6675 North Macarthur Blvd, LLC	DE	NIA	Mid-Century Insurance Company	Ownership	100.000	Farmers Insurance Exchange	NO	
0069	Farmers Insurance Group	10245	86-0812982				American Federation Insurance Company	TX	IA	21st Century Insurance Group	Ownership	100.000	Farmers Insurance Exchange	NO	
0069	Farmers Insurance Group	10805	13-3953213				American Pacific Insurance Company, Inc.	HI	IA	Farmers Insurance Hawaii, Inc.	Ownership	100.000	Farmers Insurance Exchange	NO	
0069	Farmers Insurance Group	11034	34-1893500				Bristol West Casualty Insurance Company	OH	IA	Coast National Insurance Company	Ownership	100.000	Farmers Insurance Exchange	NO	
		00000	13-3994449				Bristol West Holdings, Inc.	DE	NIA	Farmers Insurance Exchange	Ownership	42.000	Farmers Insurance Exchange	YES	
		00000	13-3994449				Bristol West Holdings, Inc.	DE	NIA	Fire Insurance Exchange	Ownership	3.750	Farmers Insurance Exchange	YES	
		00000	13-3994449				Bristol West Holdings, Inc.	DE	NIA	Truck Insurance Exchange	Ownership	6.750	Farmers Insurance Exchange	YES	
		00000	13-3994449				Bristol West Holdings, Inc.	DE	NIA	Mid-Century Insurance Company	Ownership	47.500	Farmers Insurance Exchange	YES	
0069	Farmers Insurance Group	19658	38-1865162				Bristol West Insurance Company	OH	IA	Coast National Insurance Company	Ownership	100.000	Farmers Insurance Exchange	NO	
		00000	65-0880876				Bristol West Insurance Services of California, Inc.	CA	NIA	Bristol West Holdings, Inc.	Ownership	100.000	Farmers Insurance Exchange	NO	
		00000	65-0616769				Bristol West Insurance Services, Inc. of Florida	FL	NIA	Bristol West Holdings, Inc.	Ownership	100.000	Farmers Insurance Exchange	NO	
0069	Farmers Insurance Group	12774	86-1174452				Bristol West Preferred Insurance Company	MI	IA	Bristol West Holdings, Inc.	Ownership	100.000	Farmers Insurance Exchange	NO	
		00000	65-1142050				BW GP, LLC	DE	NIA	Bristol West Holdings, Inc.	Ownership	100.000	Farmers Insurance Exchange	NO	
		00000	65-0919338				BWIS of Nevada, Inc.	NV	NIA	Bristol West Holdings, Inc.	Ownership	100.000	Farmers Insurance Exchange	NO	
0069	Farmers Insurance Group	10315	95-4528269				Civic Property and Casualty Company	CA	IA	Fire Insurance Exchange	Ownership	80.000	Fire Insurance Exchange	NO	
0069	Farmers Insurance Group	10315	95-4528269				Civic Property and Casualty Company	CA	IA	Truck Insurance Exchange	Ownership	20.000	Fire Insurance Exchange	NO	
		00000	76-0543593				Coast National General Agency, Inc.	TX	NIA	Bristol West Holdings, Inc.	Ownership	100.000	Farmers Insurance Exchange	NO	
		00000	33-0246699				Coast National Holding Company	CA	NIA	Bristol West Holdings, Inc.	Ownership	100.000	Farmers Insurance Exchange	NO	
0069	Farmers Insurance Group	25089	33-0246701				Coast National Insurance Company	CA	IA	Coast National Holding Company	Ownership	100.000	Farmers Insurance Exchange	NO	
		00000	36-1022580				Economy Fire & Casualty Company	IL	IA	Farmers Property and Casualty Insurance Company	Ownership	100.000	Farmers Insurance Exchange	NO	
0069	Farmers Insurance Group	38067	36-3027848				Economy Preferred Insurance Company	IL	IA	Economy Fire & Casualty Company	Ownership	100.000	Farmers Insurance Exchange	NO	
0069	Farmers Insurance Group	40649	36-3105737				Economy Premier Assurance Company	IL	IA	Economy Fire & Casualty Company	Ownership	100.000	Farmers Insurance Exchange	NO	
0069	Farmers Insurance Group	10318	95-4528266				Exact Property and Casualty Company	CA	IA	Fire Insurance Exchange	Ownership	80.000	Fire Insurance Exchange	NO	

ANNUAL STATEMENT FOR THE YEAR 2024 OF THE FARMERS CASUALTY INSURANCE COMPANY

SCHEDULE Y

PART 1A - DETAIL OF INSURANCE HOLDING COMPANY SYSTEM

1	2	3	4	5	6	7	8	9	10	11	12	13	14	15	16
Group Code	Group Name	NAIC Company Code	ID Number	Federal RSSD	CIK	Name of Securities Exchange if Publicly Traded (U.S. or International)	Names of Parent, Subsidiaries Or Affiliates	Domi-ciliary Location	Relation-ship to Reporting Entity	Directly Controlled by (Name of Entity/Person)	Type of Control (Ownership, Board, Management, Attorney-in-Fact, Influence, Other)	If Control is Ownership Provide Percentage	Ultimate Controlling Entity(ies)/Person(s)	Is an SCA Filing Re-quired? (Yes/No)	*
.0069	Farmers Insurance Group	10318	95-4528266				Exact Property and Casualty Company	CA	IA	Truck Insurance Exchange	Ownership	20.000	Fire Insurance Exchange	NO	
.0069	Farmers Insurance Group	40169	05-0393243				Farmers Casualty Insurance Company	RI	RE	Farmers Property and Casualty Insurance Company	Ownership	100.000	Farmers Insurance Exchange	NO	
.0069	Farmers Insurance Group	25321	23-1903575				Farmers Direct Property and Casualty Insurance Company	RI	IA	Farmers Property and Casualty Insurance Company	Ownership	100.000	Farmers Insurance Exchange	NO	
		00000	77-0530616				Farmers Financial Solutions, LLC	NW	NIA	FFS Holding, LLC	Ownership	100.000	Farmers Insurance Exchange	NO	
							Farmers Group Property and Casualty Insurance Company	RI	IA	Farmers Property and Casualty Insurance Company	Ownership	100.000	Farmers Insurance Exchange	NO	
.0069	Farmers Insurance Group	34339	13-2915260				Farmers Insurance Company of Arizona	AZ	IA	Farmers Insurance Exchange	Ownership	70.000	Farmers Insurance Exchange	NO	
.0069	Farmers Insurance Group	21598	95-2626387				Farmers Insurance Company of Arizona	AZ	IA	Truck Insurance Exchange	Ownership	20.000	Farmers Insurance Exchange	NO	
.0069	Farmers Insurance Group	21598	95-2626387				Farmers Insurance Company of Arizona	AZ	IA	Fire Insurance Exchange	Ownership	10.000	Farmers Insurance Exchange	NO	
.0069	Farmers Insurance Group	21601	95-2626385				Farmers Insurance Company of Idaho	ID	IA	Farmers Insurance Exchange	Ownership	80.000	Farmers Insurance Exchange	NO	
.0069	Farmers Insurance Group	21601	95-2626385				Farmers Insurance Company of Idaho	ID	IA	Fire Insurance Exchange	Ownership	6.700	Farmers Insurance Exchange	NO	
.0069	Farmers Insurance Group	21601	95-2626385				Farmers Insurance Company of Idaho	ID	IA	Truck Insurance Exchange	Ownership	13.300	Farmers Insurance Exchange	NO	
.0069	Farmers Insurance Group	21636	95-2655893				Farmers Insurance Company of Oregon	OR	IA	Farmers Insurance Exchange	Ownership	80.000	Farmers Insurance Exchange	NO	
.0069	Farmers Insurance Group	21636	95-2655893				Farmers Insurance Company of Oregon	OR	IA	Truck Insurance Exchange	Ownership	20.000	Farmers Insurance Exchange	NO	
.0069	Farmers Insurance Group	21644	95-2655894				Farmers Insurance Company of Washington	WA	IA	Fire Insurance Exchange	Ownership	80.000	Fire Insurance Exchange	NO	
.0069	Farmers Insurance Group	21644	95-2655894				Farmers Insurance Company of Washington	WA	IA	Truck Insurance Exchange	Ownership	20.000	Fire Insurance Exchange	NO	
.0069	Farmers Insurance Group	21628	48-0609012				Farmers Insurance Company, Inc.	KS	IA	Farmers Insurance Exchange	Ownership	90.000	Farmers Insurance Exchange	NO	
.0069	Farmers Insurance Group	21628	48-0609012				Farmers Insurance Company, Inc.	KS	IA	Fire Insurance Exchange	Ownership	10.000	Farmers Insurance Exchange	NO	
.0069	Farmers Insurance Group	21652	95-2575893				Farmers Insurance Exchange	CA	UIP	See Note 1	Other			NO	
.0069	Farmers Insurance Group	28487	22-2640040				Farmers Insurance Hawaii, Inc.	HI	IA	Mid-Century Insurance Company	Ownership	100.000	Farmers Insurance Exchange	NO	
.0069	Farmers Insurance Group	36889	31-0956373				Farmers Insurance of Columbus, Inc.	OH	IA	Farmers Insurance Exchange	Ownership	100.000	Farmers Insurance Exchange	NO	
							Farmers Property and Casualty Insurance Company								
		00000	05-0476998				Farmers Lloyds, Inc.	TX	NIA		Ownership	100.000	Farmers Insurance Exchange	NO	
.0069	Farmers Insurance Group	13938	75-2483187				Farmers Lloyds Insurance Company of Texas	TX	IA	See Note 12	Attorney In Fact		Farmers Insurance Exchange	YES	
.0069	Farmers Insurance Group	10806	36-4165395				Farmers New Century Insurance Company	IL	IA	Illinois Farmers Insurance Company	Ownership	100.000	Farmers Insurance Exchange	NO	
							Farmers Property and Casualty Insurance Company								
.0069	Farmers Insurance Group	26298	13-2725441				Farmers Property and Casualty Insurance Company	RI	UDP	Farmers Insurance Exchange	Ownership	80.000	Farmers Insurance Exchange	NO	
							Farmers Property and Casualty Insurance Company								
.0069	Farmers Insurance Group	26298	13-2725441				Farmers Property and Casualty Insurance Company	RI	UDP	Truck Insurance Exchange	Ownership	10.000	Farmers Insurance Exchange	NO	
							Farmers Property and Casualty Insurance Company								
.0069	Farmers Insurance Group	26298	13-2725441				Farmers Property and Casualty Insurance Company	RI	UDP	Fire Insurance Exchange	Ownership	10.000	Farmers Insurance Exchange	NO	
							Farmers Services Insurance Agency	CA	NIA	Truck Insurance Exchange	Ownership	100.000	Truck Insurance Exchange	NO	
		00000	95-6048990				Farmers Services Insurance Agency								
.0069	Farmers Insurance Group	43699	59-2326047				Farmers Specialty Insurance Company	MI	IA	Foremost Insurance Company Grand Rapids, Michigan	Ownership	100.000	Farmers Insurance Exchange	NO	
.0069	Farmers Insurance Group	24392	74-1067657				Farmers Texas County Mutual Insurance Company	TX	IA	See Note 2	Management		Farmers Insurance Exchange	NO	
							Foremost Insurance Company Grand Rapids, Michigan								
		00000	27-0342907				FCOA, LLC	DE	NIA	Michigan	Ownership	100.000	Farmers Insurance Exchange	YES	
		00000	77-0530617				FFS Holding, LLC	NW	NIA	Mid-Century Insurance Company	Ownership	100.000	Farmers Insurance Exchange	YES	
.0069	Farmers Insurance Group	21660	95-6235715				Fire Insurance Exchange	CA	IA	See Note 3	Other			NO	
.0069	Farmers Insurance Group	29254	38-1721730				Foremost County Mutual Insurance Company	TX	IA	See Note 4	Management		Farmers Insurance Exchange	NO	
							Foremost Insurance Company Grand Rapids, Michigan								
.0069	Farmers Insurance Group	11185	38-1407533				Foremost Insurance Company Grand Rapids, Michigan	MI	IA	Farmers Insurance Exchange	Ownership	80.000	Farmers Insurance Exchange	NO	
							Foremost Insurance Company Grand Rapids, Michigan								
.0069	Farmers Insurance Group	11185	38-1407533				Foremost Insurance Company Grand Rapids, Michigan	MI	IA	Fire Insurance Exchange	Ownership	10.000	Farmers Insurance Exchange	NO	
							Foremost Insurance Company Grand Rapids, Michigan								
.0069	Farmers Insurance Group	11185	38-1407533				Foremost Insurance Company Grand Rapids, Michigan	MI	IA	Truck Insurance Exchange	Ownership	10.000	Farmers Insurance Exchange	NO	
.0069	Farmers Insurance Group	41688	75-1779175				Foremost Lloyds of Texas	TX	IA	See Note 5	Management		Farmers Insurance Exchange	NO	

ANNUAL STATEMENT FOR THE YEAR 2024 OF THE FARMERS CASUALTY INSURANCE COMPANY

SCHEDULE Y

PART 1A - DETAIL OF INSURANCE HOLDING COMPANY SYSTEM

1	2	3	4	5	6	7	8	9	10	11	12	13	14	15	16
Group Code	Group Name	NAIC Company Code	ID Number	Federal RSSD	CIK	Name of Securities Exchange if Publicly Traded (U.S. or International)	Names of Parent, Subsidiaries Or Affiliates	Domiciliary Location	Relationship to Reporting Entity	Directly Controlled by (Name of Entity/Person)	Type of Control (Ownership, Board, Management, Attorney-in-Fact, Influence, Other)	If Control is Ownership Provide Percentage	Ultimate Controlling Entity(ies)/Person(s)	Is an SCA Filing Required? (Yes/No)	*
.0069	Farmers Insurance Group	11800	35-1604635				Foremost Property and Casualty Insurance Company	..MI.....	..IA.....	Foremost Insurance Company Grand Rapids, Michigan	Ownership.....	100.000	Farmers Insurance Exchange	..NO.....	
.0069	Farmers Insurance Group	41513	38-2430150				Foremost Signature Insurance Company	..MI.....	..IA.....	Foremost Insurance Company Grand Rapids, Michigan	Ownership.....	100.000	Farmers Insurance Exchange	..NO.....	
.0069	Farmers Insurance Group	00000	99-0083322				Hawaii Insurance Consultants, Ltd.	..HI.....	..NIA.....	Mid-Century Insurance Company	Ownership.....	100.000	Farmers Insurance Exchange	..YES.....	
.0069	Farmers Insurance Group	21679	36-2661515				Illinois Farmers Insurance Company	..IL.....	..IA.....	Farmers Insurance Exchange	Ownership.....	100.000	Farmers Insurance Exchange	..NO.....	
		00000	65-0881673				Insurance Data Systems, G.P.	..FL.....	..NIA.....	Bristol West Holdings, Inc.	Ownership.....	99.900	Farmers Insurance Exchange	..NO.....	
		00000	65-0881673				Insurance Data Systems, G.P.	..FL.....	..NIA.....	BW GP, LLC	Ownership.....	0.100	Farmers Insurance Exchange	..NO.....	
		00000	85-2377860				MC Maple Tree, LLC	..DE.....	..NIA.....	Mid-Century Insurance Company	Ownership.....	1.000	Farmers Insurance Exchange	..NO.....	
.0069	Farmers Insurance Group	21687	95-6016640				Mid-Century Insurance Company	..CA.....	..IA.....	Farmers Insurance Exchange	Ownership.....	80.000	Farmers Insurance Exchange	..NO.....	
.0069	Farmers Insurance Group	21687	95-6016640				Mid-Century Insurance Company	..CA.....	..IA.....	Fire Insurance Exchange	Ownership.....	10.000	Farmers Insurance Exchange	..NO.....	
.0069	Farmers Insurance Group	21687	95-6016640				Mid-Century Insurance Company	..CA.....	..IA.....	Truck Insurance Exchange	Ownership.....	10.000	Farmers Insurance Exchange	..NO.....	
.0069	Farmers Insurance Group	28673	74-2448744				Mid-Century Insurance Company of Texas	..TX.....	..IA.....	Farmers Insurance Exchange	Ownership.....	100.000	Farmers Insurance Exchange	..NO.....	
.0069	Farmers Insurance Group	10317	95-4528264				Neighborhood Spirit Property and Casualty Company	..CA.....	..IA.....	Fire Insurance Exchange	Ownership.....	80.000	Fire Insurance Exchange	..NO.....	
.0069	Farmers Insurance Group	10317	95-4528264				Neighborhood Spirit Property and Casualty Company	..CA.....	..IA.....	Truck Insurance Exchange	Ownership.....	20.000	Fire Insurance Exchange	..NO.....	
		00000	93-3089898				Northwest Distribution Center Apopka Road, LLC	..DE.....	..NIA.....	Farmers Insurance Exchange	Ownership.....	100.000	Farmers Insurance Exchange	..NO.....	
.0069	Farmers Insurance Group	33120	65-0109120				Security National Insurance Company	..FL.....	..IA.....	Bristol West Holdings, Inc.	Ownership.....	100.000	Farmers Insurance Exchange	..NO.....	
.0069	Farmers Insurance Group	21695	94-1663548				Texas Farmers Insurance Company	..TX.....	..IA.....	Farmers Insurance Exchange	Ownership.....	86.280	Farmers Insurance Exchange	..NO.....	
.0069	Farmers Insurance Group	21695	94-1663548				Texas Farmers Insurance Company	..TX.....	..IA.....	Mid Century Insurance Company	Ownership.....	13.720	Farmers Insurance Exchange	..NO.....	
.0069	Farmers Insurance Group	44245	13-3551577				Toggle Insurance Company	..DE.....	..IA.....	Mid-Century Insurance Company	Ownership.....	100.000	Farmers Insurance Exchange	..NO.....	
		00000	83-3256280				Toggle Services, LLC	..DE.....	..NIA.....	Toggle Insurance Company	Ownership.....	100.000	Farmers Insurance Exchange	..NO.....	
.0069	Farmers Insurance Group	21709	95-2575892				Truck Insurance Exchange	..CA.....	..IA.....	See Note 6	Other.....			..NO.....	
	***THE FOLLOWING ARE ZURICH INSURANCE GROUP ENTITIES WITHIN NAIC GROUP CODE 0212 AND ARE NOT INCLUDED IN FARMERS INSURANCE GROUP WITHIN NAIC GROUP CODE 0069						***			***			***		
		00000	88-2246655				3PZ Holdings, LLC	..DE.....	..OTH.....	ZSF/Dallas Tower LLC	Ownership.....	63.770	Zurich Insurance Group Ltd.	..NO.....	11
		00000					Access Franchise Management Limited	..GBR.....	..OTH.....	Zurich Assurance Ltd	Ownership.....	100.000	Zurich Insurance Group Ltd.	..NO.....	11
		00000					ACN 000 141 051 Ltd.	..AUS.....	..OTH.....	Zurich Financial Services Australia Limited	Ownership.....	100.000	Zurich Insurance Group Ltd.	..NO.....	11
		00000					Afterland Limited	..GBR.....	..OTH.....	Zurich Assurance Ltd	Ownership.....	100.000	Zurich Insurance Group Ltd.	..NO.....	11
		00000					AG Haus der Wirtschaft	..CHE.....	..OTH.....	Zurich Versicherungs-Gesellschaft AG	Ownership.....	8.163	Zurich Insurance Group Ltd.	..NO.....	11
		00000					AIG Travel Asia Pacific Pte. Ltd.	..SGP.....	..OTH.....	Zurich Cover-More Global Travel, Inc.	Ownership.....	100.000	Zurich Insurance Group Ltd.	..NO.....	11
		00000					AIG Travel Assist Consulting (Shanghai) Co., Ltd.	..CHN.....	..OTH.....	Zurich Cover-More Global Travel, Inc.	Ownership.....	100.000	Zurich Insurance Group Ltd.	..NO.....	11
		00000					AIG Travel Assist Malaysia Sdn. Bhd.	..MYS.....	..OTH.....	Zurich Cover-More Global Travel, Inc.	Ownership.....	100.000	Zurich Insurance Group Ltd.	..NO.....	11
		00000					Allied Dunbar Assurance plc	..GBR.....	..OTH.....	Zurich Financial Services (UKISA) Nominees Limited	Ownership.....	100.000	Zurich Insurance Group Ltd.	..NO.....	11
		00000					Allied Dunbar Financial Services Limited	..GBR.....	..OTH.....	Allied Dunbar Assurance plc	Ownership.....	100.000	Zurich Insurance Group Ltd.	..NO.....	11
		00000					Allied Dunbar Provident plc	..GBR.....	..OTH.....	Allied Dunbar Assurance plc	Ownership.....	100.000	Zurich Insurance Group Ltd.	..NO.....	11
		00000					Allied Zurich Holdings Limited	..JEY.....	..OTH.....	Zurich Versicherungs-Gesellschaft AG	Ownership.....	100.000	Zurich Insurance Group Ltd.	..NO.....	11
		00000					Allied Zurich Limited	..GBR.....	..OTH.....	Zurich Insurance Group Ltd.	Ownership.....	100.000	Zurich Insurance Group Ltd.	..NO.....	11
.0212	Zurich U.S. Insurance Pool Group	26247	36-6071400				American Guarantee and Liability Insurance Company	..NY.....	..OTH.....	Zurich American Insurance Company	Ownership.....	100.000	Zurich Insurance Group Ltd.	..YES.....	11
.0212	Zurich U.S. Insurance Pool Group	40142	36-3141762				American Zurich Insurance Company	..IL.....	..OTH.....	Steadfast Insurance Company	Ownership.....	100.000	Zurich Insurance Group Ltd.	..YES.....	11

ANNUAL STATEMENT FOR THE YEAR 2024 OF THE FARMERS CASUALTY INSURANCE COMPANY

SCHEDULE Y

PART 1A - DETAIL OF INSURANCE HOLDING COMPANY SYSTEM

1	2	3	4	5	6	7	8	9	10	11	12	13	14	15	16
Group Code	Group Name	NAIC Company Code	ID Number	Federal RSSD	CIK	Name of Securities Exchange if Publicly Traded (U.S. or International)	Names of Parent, Subsidiaries Or Affiliates	Domiciliary Location	Relationship to Reporting Entity	Directly Controlled by (Name of Entity/Person)	Type of Control (Ownership, Board, Management, Attorney-in-Fact, Influence, Other)	If Control is Ownership Provide Percentage	Ultimate Controlling Entity(ies)/Person(s)	Is an SCA Filing Required? (Yes/No)	*
		00000					Applyhere Pty Ltd	.AUS	OTH	Davidson Trahaire Holding Pty Ltd	Ownership	100.000	Zurich Insurance Group Ltd.	NO	11
		00000					Ashdale Land and Property Company Limited	.GBR	OTH	Zurich Insurance plc	Ownership	100.000	Zurich Insurance Group Ltd.	NO	11
		00000					Asistbras S/A Assist ncia ao Viajante	.BRA	OTH	Travel Ace Internacional de Servicios S.A.	Ownership	65.000	Zurich Insurance Group Ltd.	NO	11
		00000					Assistancee Online HK Ltd	.HKG	OTH	Assistancee Online HK Ltd	Ownership	0.000	Zurich Insurance Group Ltd.	NO	11
		00000					Assistancee Online HK Ltd	.HKG	OTH	Assistancee Online Pte. Ltd	Ownership	100.000	Zurich Insurance Group Ltd.	NO	11
		00000					Assistancee Online Pte. Ltd	.SGP	OTH	Customer Care Assistance Pty Ltd	Ownership	100.000	Zurich Insurance Group Ltd.	NO	11
		00000					ASTIS Holdings Limited	.AUS	OTH	Cover-More Finance Pty Limited	Ownership	100.000	Zurich Insurance Group Ltd.	NO	11
		00000	36-4851720				Aust Office 1, LLC	.DE	OTH	Zurich American Insurance Company	Ownership	100.000	Zurich Insurance Group Ltd.	NO	11
		00000					autoSense AG	.CHE	OTH	Zürich Versicherungs-Gesellschaft AG	Ownership	33.330	Zurich Insurance Group Ltd.	NO	11
		00000					Ballykilliane Holdings Limited	.IRL	OTH	Zurich Insurance plc	Ownership	100.000	Zurich Insurance Group Ltd.	NO	11
		00000					Bansabadell Pensiones, E.G.F.P, S.A.	.ESP	OTH	Zurich Vida, Compañia de Seguros y Reaseguros, S.A. - Sociad	Ownership	50.000	Zurich Insurance Group Ltd.	NO	11
		00000					Bansabadell Seguros Generales, S.A. de Seguros y Reaseguros	.ESP	OTH	Zurich Versicherungs-Gesellschaft AG	Ownership	50.000	Zurich Insurance Group Ltd.	NO	11
		00000					Bansabadell Servicios Auxiliares De Seguros, S.L.	.ESP	OTH	Bansabadell Seguros Generales, S.A. de Seguros y Reaseguros	Ownership	100.000	Zurich Insurance Group Ltd.	NO	11
		00000					Bansabadell Vida S.A. de Seguros y Reaseguros	.ESP	OTH	Zurich Vida, Compañia de Seguros y Reaseguros, S.A. - Sociad	Ownership	50.000	Zurich Insurance Group Ltd.	NO	11
		00000					Benefit Finance Partners, L.L.C.	.DE	OTH	Zurich Benefit Finance LLC	Ownership	50.000	Zurich Insurance Group Ltd.	NO	11
		00000	13-4097988				BFP Securities LLC	.DE	OTH	Benefit Finance Partners, L.L.C.	Ownership	100.000	Zurich Insurance Group Ltd.	NO	11
		00000					Bloomington Office LP	.DE	OTH	Zurich Structured Finance, Inc.	Ownership	99.000	Zurich Insurance Group Ltd.	NO	11
		00000					Bloomington Office MGP Manager, Inc	.DE	OTH	Zurich Structured Finance, Inc.	Ownership	100.000	Zurich Insurance Group Ltd.	NO	11
		00000					Bloomington Office MGP, LLC	.DE	OTH	Bloomington Office MGP Manager, Inc	Ownership	1.000	Zurich Insurance Group Ltd.	NO	11
		00000					Bloomington Office MGP, LLC	.DE	OTH	Zurich Structured Finance, Inc.	Ownership	99.000	Zurich Insurance Group Ltd.	NO	11
		00000					Blue Insurance Australia Pty Ltd	.AUS	OTH	Blue Insurance Limited	Ownership	100.000	Zurich Insurance Group Ltd.	NO	11
		00000					Blue Insurance Limited	.IRL	OTH	Cover-More Australia Pty Ltd	Ownership	97.610	Zurich Insurance Group Ltd.	NO	11
		00000					Blue Marble Micro Limited	.GBR	OTH	Zürich Versicherungs-Gesellschaft AG	Ownership	100.000	Zurich Insurance Group Ltd.	NO	11
		00000					Blue Marble Microinsurance, Inc.	.DE	OTH	Blue Marble Micro Limited	Ownership	100.000	Zurich Insurance Group Ltd.	NO	11
		00000					Bonus Pensionskassen Aktiengesellschaft	.AUT	OTH	Zurich Versicherungs-Aktiengesellschaft	Ownership	87.500	Zurich Insurance Group Ltd.	NO	11
		00000					BONUS Vorsorgekasse AG	.AUT	OTH	Zurich Versicherungs-Aktiengesellschaft	Ownership	50.000	Zurich Insurance Group Ltd.	NO	11
		00000	47-2289489				BOS Apt 1, LLC	.DE	OTH	Zurich American Insurance Company	Ownership	100.000	Zurich Insurance Group Ltd.	NO	11
		00000	47-2445859				BOS Apt 2, LLC	.DE	OTH	Zurich American Insurance Company	Ownership	100.000	Zurich Insurance Group Ltd.	NO	11
		00000	47-2483669				BOS Office 3, LLC	.DE	OTH	Farmers New World Life Insurance Company	Ownership	100.000	Zurich Insurance Group Ltd.	NO	11
		00000	37-1849541				BOS Office 4, LLC	.DE	OTH	Zurich American Insurance Company	Ownership	100.000	Zurich Insurance Group Ltd.	NO	11
		00000	47-4684158				BOS Retail 1, LLC	.DE	OTH	Zurich American Insurance Company	Ownership	100.000	Zurich Insurance Group Ltd.	NO	11
		00000					Boxx Cyber Services Middle East Ltd	.ARE	OTH	Boxx Insurance Inc.	Ownership	100.000	Zurich Insurance Group Ltd.	NO	11
		00000					Boxx Insurance Inc.	.CAN	OTH	Zürich Versicherungs-Gesellschaft AG	Ownership	33.333	Zurich Insurance Group Ltd.	NO	11
		00000	87-3332812				Boxx Insurance LLC	.FL	OTH	Boxx Insurance Inc.	Ownership	100.000	Zurich Insurance Group Ltd.	NO	11
		00000					Boxx Services PTE Limited	.SGP	OTH	Boxx Insurance Inc.	Ownership	100.000	Zurich Insurance Group Ltd.	NO	11
		00000					Boxx Solutions LLC	.FL	OTH	Boxx Insurance LLC	Ownership	100.000	Zurich Insurance Group Ltd.	NO	11
		00000					Bristlecourt Limited	.GBR	OTH	Zurich Assurance Ltd	Ownership	100.000	Zurich Insurance Group Ltd.	NO	10
		00000					brokerbusiness.ch AG	.CHE	OTH	Zürich Versicherungs-Gesellschaft AG	Ownership	25.000	Zurich Insurance Group Ltd.	NO	11
		00000					Cayley Aviation Ltd.	.BMU	OTH	Branch	Ownership	100.000	Zurich Insurance Group Ltd.	NO	11
		00000					Celta Assistance SL	.ESP	OTH	Universal Assistance S.A.	Ownership	100.000	Zurich Insurance Group Ltd.	NO	11
		00000	13-4038482				Centre Group Holdings (U.S.) Limited	.DE	OTH	Zurich Structured Finance, Inc.	Ownership	100.000	Zurich Insurance Group Ltd.	NO	11
.0212	Zurich Ins Group	34649	13-2653231				Centre Insurance Company	.DE	OTH	Centre Solutions (U.S.) Limited	Ownership	100.000	Zurich Insurance Group Ltd.	NO	11
.0212	Zurich Ins Group	80896	04-1589940				Centre Life Insurance Company	.MA	OTH	Centre Solutions (U.S.) Limited	Ownership	100.000	Zurich Insurance Group Ltd.	NO	11
		00000	AA-3190673				Centre Reinsurance (U.S.) Limited	.BMU	OTH	Centre Group Holdings (U.S.) Limited	Ownership	100.000	Zurich Insurance Group Ltd.	NO	11

983

ANNUAL STATEMENT FOR THE YEAR 2024 OF THE FARMERS CASUALTY INSURANCE COMPANY

SCHEDULE Y

PART 1A - DETAIL OF INSURANCE HOLDING COMPANY SYSTEM

1	2	3	4	5	6	7	8	9	10	11	12	13	14	15	16
Group Code	Group Name	NAIC Company Code	ID Number	Federal RSSD	CIK	Name of Securities Exchange if Publicly Traded (U.S. or International)	Names of Parent, Subsidiaries Or Affiliates	Domi-ciliary Location	Relation-ship to Reporting Entity	Directly Controlled by (Name of Entity/Person)	Type of Control (Ownership, Board, Management, Attorney-in-Fact, Influence, Other)	If Control is Ownership Provide Percentage	Ultimate Controlling Entity(ies)/Person(s)	Is an SCA Filing Re-quired? (Yes/No)	*
		00000					Centre Solutions (Bermuda) Limited	.BMU	OTH	Zurich Finance Company Ltd	Ownership	100.000	Zurich Insurance Group Ltd	NO	11
		00000	AA-3190822				Centre Solutions (U.S.) Limited	.BMU	OTH	Centre Group Holdings (U.S.) Limited	Ownership	100.000	Zurich Insurance Group Ltd	NO	11
		00000	88-0601732				Charlotte Industrial 3, LLC	.DE	OTH	Farmers New World Life Insurance Company	Ownership	100.000	Zurich Insurance Group Ltd	NO	11
		00000	30-1113235				Charlotte Office 1, LLC	.DE	OTH	Zurich American Insurance Company	Ownership	100.000	Zurich Insurance Group Ltd	NO	11
		00000	38-3988749				CHI APT 1, LLC	.DE	OTH	Zurich American Insurance Company	Ownership	100.000	Zurich Insurance Group Ltd	NO	11
		00000	47-4429730				CHI IND 1, LLC	.DE	OTH	Farmers New World Life Insurance Company	Ownership	100.000	Zurich Insurance Group Ltd	NO	10
		00000	87-2430690				CHI IND 6, LLC	.DE	OTH	Farmers New World Life Insurance Company	Ownership	100.000	Zurich Insurance Group Ltd	NO	11
		00000					Chilena Consolidada Seguros de Vida S.A.	.CHL	OTH	Inversiones Suizo Chilena S.A.	Ownership	98.977	Zurich Insurance Group Ltd	NO	10
		00000	AA-2280100		196453	Bolsa de Comercio de Santiago	Chilena Consolidada Seguros Generales S.A.	.CHL	OTH	Chilena Consolidada Seguros de Vida S.A.	Ownership	7.405	Zurich Insurance Group Ltd	NO	10
		00000	AA-2280100		196453	Bolsa de Comercio de Santiago	Chilena Consolidada Seguros Generales S.A.	.CHL	OTH	Inversiones Suizo Chilena S.A.	Ownership	82.732	Zurich Insurance Group Ltd	NO	10
		00000			0000034431	Second Marche part of EURONEXT PARIS stock exchange since 1987	COFITEM-COFIMUR	.FRA	OTH	Zurich Versicherungs-Gesellschaft AG	Ownership	12.405	Zurich Insurance Group Ltd	NO	11
		00000					Collective Benefits Ltd	.GBR	OTH	Travel Guard Assist, Inc.	Ownership	100.000	Zurich Insurance Group Ltd	NO	11
		00000					Collective Denmark ApS	.DNK	OTH	AIG Travel Asia Pacific Pte. Ltd.	Ownership	100.000	Zurich Insurance Group Ltd	NO	11
		00000					Collective Europe Holdings B.V.	.NLD	OTH	Travel Guard Assist, Inc.	Ownership	100.000	Zurich Insurance Group Ltd	NO	11
		00000					Collective Netherlands B.V.	.NLD	OTH	AIG Travel Asia Pacific Pte. Ltd.	Ownership	100.000	Zurich Insurance Group Ltd	NO	11
		00000					Collective Society Ltd	.GBR	OTH	Travel Guard Assist, Inc.	Ownership	100.000	Zurich Insurance Group Ltd	NO	11
.0212	Zurich U.S. Insurance Pool Group	34347	52-1096670				Colonial American Casualty and Surety Company	.IL	OTH	Fidelity and Deposit Company of Maryland	Ownership	100.000	Zurich Insurance Group Ltd	NO	11
		00000					Concisa Vorsorgeberatung und Management AG	.AUT	OTH	Bonus Pensionskassen Aktiengesellschaft	Ownership	100.000	Zurich Insurance Group Ltd	NO	11
		00000					Cover-More (NZ) Limited	.NZL	OTH	Cover-More Australia Pty Ltd	Ownership	100.000	Zurich Insurance Group Ltd	NO	11
		00000					Cover-More Asia Pte. Ltd	.SGP	OTH	Travel Assist Pty Limited	Ownership	100.000	Zurich Insurance Group Ltd	NO	11
		00000					Cover-More Australia Pty Ltd	.AUS	OTH	Cover-More Holdings Pty Ltd	Ownership	100.000	Zurich Insurance Group Ltd	NO	11
		00000					Cover-More Finance Pty Limited	.AUS	OTH	Cover-More Group Limited	Ownership	100.000	Zurich Insurance Group Ltd	NO	11
		00000					Cover-More Group Limited	.AUS	OTH	Zurich Travel Solutions Pty Limited	Ownership	100.000	Zurich Insurance Group Ltd	NO	11
		00000					Cover-More Holdings Pty Ltd	.AUS	OTH	Travel Assist Pty Limited	Ownership	100.000	Zurich Insurance Group Ltd	NO	11
		00000					Cover-More Holdings USA Inc.	.DE	OTH	Travel Assist Pty Limited	Ownership	100.000	Zurich Insurance Group Ltd	NO	11
		00000					Cover-More Inc.	.DE	OTH	Cover-More Holdings USA Inc.	Ownership	100.000	Zurich Insurance Group Ltd	NO	11
		00000					Cover-More Insurance Services Limited	.GBR	OTH	Cover-More Australia Pty Ltd	Ownership	100.000	Zurich Insurance Group Ltd	NO	11
		00000					Cover-More Insurance Services Pty Ltd	.AUS	OTH	Travel Assist Pty Limited	Ownership	100.000	Zurich Insurance Group Ltd	NO	11
		00000					Cowbell Cyber India Private Limited	.IND	OTH	Cowbell Cyber, Inc.	Ownership	100.000	Zurich Insurance Group Ltd	NO	11
		00000					Cowbell Cyber Limited	.GBR	OTH	Cowbell Cyber, Inc.	Ownership	100.000	Zurich Insurance Group Ltd	NO	11
		00000					Cowbell Cyber Technologies ULC	.CAN	OTH	Cowbell Cyber, Inc.	Ownership	100.000	Zurich Insurance Group Ltd	NO	11
		00000					Cowbell Insurance Agency Inc.	.CAN	OTH	Cowbell Cyber, Inc.	Ownership	100.000	Zurich Insurance Group Ltd	NO	11
		00000					Cowbell Insurance Agency, LLC	.CA	OTH	Cowbell Cyber, Inc.	Ownership	100.000	Zurich Insurance Group Ltd	NO	11
		00000					Cowbell Managing General Agency Limited	.GBR	OTH	Cowbell Cyber, Inc.	Ownership	100.000	Zurich Insurance Group Ltd	NO	11
		00000					Cowbell Reinsurance Company	.VT	OTH	Cowbell Cyber, Inc.	Ownership	100.000	Zurich Insurance Group Ltd	NO	11
		00000					Cowbell Specialty Insurance Company	.NE	OTH	Cowbell Cyber, Inc.	Ownership	100.000	Zurich Insurance Group Ltd	NO	11
		00000					Cowbell, Inc.	.DE	OTH	Cowbell Cyber, Inc.	Ownership	100.000	Zurich Insurance Group Ltd	NO	11
		00000					CREC (Bloomington) Lender, LLC	.DE	OTH	Zurich Structured Finance, Inc.	Ownership	0.000	Zurich Insurance Group Ltd	NO	11
		00000	87-4778868				CREC (Dallas) Lender, LLC	.DE	OTH	Zurich Structured Finance, Inc.	Ownership	100.000	Zurich Insurance Group Ltd	NO	11
		00000					CREC (Florence), LLC	.DE	OTH	ZSF/KY Annex LLC	Ownership	50.000	Zurich Insurance Group Ltd	NO	11
		00000					CREC (Florence), LLC	.DE	OTH	ZSF/Office KY, LLC	Ownership	50.000	Zurich Insurance Group Ltd	NO	11
		00000					CREC (Las Vegas), LLC	.DE	OTH	Zurich Structured Finance, Inc.	Ownership	100.000	Zurich Insurance Group Ltd	NO	11
		00000					CREC (Sioux Falls) Lender, LLC	.DE	OTH	Zurich Structured Finance, Inc.	Ownership	100.000	Zurich Insurance Group Ltd	NO	11
		00000					CREC (Sioux Falls) Owner, LLC	.DE	OTH	Zurich Structured Finance, Inc.	Ownership	100.000	Zurich Insurance Group Ltd	NO	11
		00000					CREC (Sioux Falls), LLC	.DE	OTH	Zurich Structured Finance, Inc.	Ownership	100.000	Zurich Insurance Group Ltd	NO	11

ANNUAL STATEMENT FOR THE YEAR 2024 OF THE FARMERS CASUALTY INSURANCE COMPANY

SCHEDULE Y

PART 1A - DETAIL OF INSURANCE HOLDING COMPANY SYSTEM

1	2	3	4	5	6	7	8	9	10	11	12	13	14	15	16
Group Code	Group Name	NAIC Company Code	ID Number	Federal RSSD	CIK	Name of Securities Exchange if Publicly Traded (U.S. or International)	Names of Parent, Subsidiaries Or Affiliates	Domiciliary Location	Relationship to Reporting Entity	Directly Controlled by (Name of Entity/Person)	Type of Control (Ownership, Board, Management, Attorney-in-Fact, Influence, Other)	If Control is Ownership Provide Percentage	Ultimate Controlling Entity(ies)/Person(s)	Is an SCA Filing Required? (Yes/No)	*
		00000					Customer Care Assistance Pty Ltd	.AUS	OTH	Customer Care Holdings Pty Ltd	Ownership	100.000	Zurich Insurance Group Ltd	NO	11
		00000					Customer Care Holdings Pty Ltd	.AUS	OTH	Travel Assist Pty Limited	Ownership	100.000	Zurich Insurance Group Ltd	NO	11
		00000					Customer Care Pty Ltd	.AUS	OTH	Customer Care Holdings Pty Ltd	Ownership	100.000	Zurich Insurance Group Ltd	NO	11
		00000					DA Deutsche Allgemeine Versicherung Aktiengesellschaft	.DEU	OTH	Zürich Beteiligungs-Aktiengesellschaft (Deutschland)	Ownership	100.000	Zurich Insurance Group Ltd	NO	11
		00000					Dallas Office MGP Manager, Inc.	.DE	OTH	Zurich Structured Finance, Inc.	Ownership	100.000	Zurich Insurance Group Ltd	NO	11
		00000					Dallas Office MGP, LLC	.DE	OTH	Dallas Office MGP Manager, Inc.	Ownership	1.000	Zurich Insurance Group Ltd	NO	11
		00000					Dallas Office MGP, LLC	.DE	OTH	Zurich Structured Finance, Inc.	Ownership	99.000	Zurich Insurance Group Ltd	NO	11
		00000					Dallas Tower LP	.DE	OTH	Zurich Structured Finance, Inc.	Ownership	99.000	Zurich Insurance Group Ltd	NO	11
		00000					Davidson Trahaire Corpsych (Singapore) Pte. Limited	.SGP	OTH	DTC Bidco Pty Ltd	Ownership	100.000	Zurich Insurance Group Ltd	NO	11
		00000					Davidson Trahaire Corpsych Pty Ltd	.AUS	OTH	Applyhere Pty Ltd	Ownership	35.000	Zurich Insurance Group Ltd	NO	11
		00000					Davidson Trahaire Corpsych Pty Ltd	.AUS	OTH	Davidson Trahaire Holding Pty Ltd	Ownership	65.000	Zurich Insurance Group Ltd	NO	11
		00000					Davidson Trahaire Holding Pty Ltd	.AUS	OTH	DTC Australia Pty Ltd	Ownership	100.000	Zurich Insurance Group Ltd	NO	11
		00000					DB Vita S.A.	.LUX	OTH	Deutscher Herold Aktiengesellschaft	Ownership	25.000	Zurich Insurance Group Ltd	NO	11
		00000					DEN Industrial 2, LLC	.DE	OTH	Zurich American Insurance Company	Ownership	100.000	Zurich Insurance Group Ltd	NO	11
		00000					Dentolo Deutschland GmbH	.DEU	OTH	Zürich Beteiligungs-Aktiengesellschaft (Deutschland)	Ownership	100.000	Zurich Insurance Group Ltd	NO	11
		00000					Deutsche Zurich Pensiones, Entidad Gestora de Fondos de Pens	.ESP	OTH	Zurich Vida, Compania de Seguros y Reaseguros, S.A. - Sociad	Ownership	50.000	Zurich Insurance Group Ltd	NO	11
		00000					Deutscher Herold Aktiengesellschaft	.DEU	OTH	Zurich Beteiligungs-Aktiengesellschaft (Deutschland)	Ownership	79.826	Zurich Insurance Group Ltd	NO	11
		00000					Deutscher Pensionsfonds Aktiengesellschaft	.DEU	OTH	Deutscher Herold Aktiengesellschaft	Ownership	74.900	Zurich Insurance Group Ltd	NO	11
		00000					Deutsches Institut für Altersvorsorge GmbH	.DEU	OTH	Deutscher Herold Aktiengesellschaft	Ownership	22.000	Zurich Insurance Group Ltd	NO	11
		00000					DIG GmbH	.DEU	OTH	Digital Insurance Group B.V.	Ownership	100.000	Zurich Insurance Group Ltd	NO	11
		00000					DTC Australia Pty Ltd	.AUS	OTH	DTC Bidco Pty Ltd	Ownership	100.000	Zurich Insurance Group Ltd	NO	11
		00000					DTC Bidco Pty Ltd	.AUS	OTH	DTC Holdco Pty Ltd	Ownership	100.000	Zurich Insurance Group Ltd	NO	11
		00000					DTC Holdco Pty Ltd	.AUS	OTH	ASTIS Holdings Limited	Ownership	100.000	Zurich Insurance Group Ltd	NO	11
		00000					DTC NZ Bidco Limited	.NZL	OTH	DTC Bidco Pty Ltd	Ownership	100.000	Zurich Insurance Group Ltd	NO	11
		00000					Dunbar Assets Ireland	.IRL	OTH	ZCM Asset Holding Company (Bermuda) Limited	Ownership	0.000	Zurich Insurance Group Ltd	NO	11
		00000					Dunbar Assets Ireland	.IRL	OTH	Zurich Finance Company Ltd	Ownership	0.037	Zurich Insurance Group Ltd	NO	11
		00000					Dusfal S.A.	.URY	OTH	Zürich Versicherungs-Gesellschaft AG	Ownership	100.000	Zurich Insurance Group Ltd	NO	11
		00000					Eagle Star (Leasing) Limited	.GBR	OTH	Zurich Assurance Ltd	Ownership	100.000	Zurich Insurance Group Ltd	NO	11
		00000					Eagle Star European Life Assurance Company Limited	.IRL	OTH	Zurich Life Assurance plc	Ownership	100.000	Zurich Insurance Group Ltd	NO	11
		00000					Eagle Star Group Services Limited	.GBR	OTH	Eagle Star Holdings Limited	Ownership	100.000	Zurich Insurance Group Ltd	NO	11
		00000					Eagle Star Holding Company of Ireland	.IRL	OTH	Zurich Assurance Ltd	Ownership	0.001	Zurich Insurance Group Ltd	NO	11
		00000					Eagle Star Holding Company of Ireland	.IRL	OTH	Zurich Assurance Ltd	Ownership	99.999	Zurich Insurance Group Ltd	NO	11
		00000					Eagle Star Holdings Limited	.GBR	OTH	Zurich Financial Services (UKISA) Limited	Ownership	100.000	Zurich Insurance Group Ltd	YES	11
		00000					EcoHub AG	.CHE	OTH	Zürich Versicherungs-Gesellschaft AG	Ownership	6.164	Zurich Insurance Group Ltd	NO	11
		00000					Edilspettacolo SRL	.ITA	OTH	Zurich Insurance Company Ltd - Rappresentanza Generale per I	Ownership	35.712	Zurich Insurance Group Ltd	NO	11
.0212	Zurich U.S. Insurance Pool Group	21326	47-6022701				Empire Fire and Marine Insurance Company	.IL	OTH	Zurich American Insurance Company	Ownership	100.000	Zurich Insurance Group Ltd	NO	11
.0212	Zurich U.S. Insurance Pool Group	21334	73-6091717				Empire Indemnity Insurance Company	.OK	OTH	Zurich American Insurance Company	Ownership	100.000	Zurich Insurance Group Ltd	NO	11
		00000					Employee Services Limited	.GBR	OTH	Allied Dunbar Financial Services Limited	Ownership	100.000	Zurich Insurance Group Ltd	NO	11
		00000					Endsleigh Financial Services Limited	.GBR	OTH	Zurich Holdings (UK) Limited	Ownership	100.000	Zurich Insurance Group Ltd	NO	11
		00000					Endsleigh Pension Trustee Limited	.GBR	OTH	Zurich Holdings (UK) Limited	Ownership	100.000	Zurich Insurance Group Ltd	NO	11
		00000					ES Plympton Nominee 1 Limited	.GBR	OTH	Zurich Assurance Ltd	Ownership	100.000	Zurich Insurance Group Ltd	NO	11
		00000					ES Plympton Nominee 2 Limited	.GBR	OTH	Zurich Assurance Ltd	Ownership	100.000	Zurich Insurance Group Ltd	NO	11

ANNUAL STATEMENT FOR THE YEAR 2024 OF THE FARMERS CASUALTY INSURANCE COMPANY

SCHEDULE Y

PART 1A - DETAIL OF INSURANCE HOLDING COMPANY SYSTEM

1	2	3	4	5	6	7	8	9	10	11	12	13	14	15	16
Group Code	Group Name	NAIC Company Code	ID Number	Federal RSSD	CIK	Name of Securities Exchange if Publicly Traded (U.S. or International)	Names of Parent, Subsidiaries Or Affiliates	Domiciliary Location	Relationship to Reporting Entity	Directly Controlled by (Name of Entity/Person)	Type of Control (Ownership, Board, Management, Attorney-in-Fact, Influence, Other)	If Control is Ownership Provide Percentage	Ultimate Controlling Entity(ies)/Person(s)	Is an SCA Filing Required? (Yes/No)	*
		00000					Euclid KY Annex, LP	DE	OTH	Zurich Structured Finance, Inc.	Ownership	99.000	Zurich Insurance Group Ltd.	NO	10
		00000					Euclid Office LP	DE	OTH	Zurich Structured Finance, Inc.	Ownership	99.000	Zurich Insurance Group Ltd.	NO	10
		00000					Euclid Warehouses LP	DE	OTH	Zurich Structured Finance, Inc.	Ownership	99.000	Zurich Insurance Group Ltd.	NO	11
		00000					Euroamérica Administradora General de Fondos S.A.	CHL	OTH	Chilena Consolidada Seguros de Vida S.A.	Ownership	100.000	Zurich Insurance Group Ltd.	NO	11
		00000					Extremus Versicherung-Aktiengesellschaft	DEU	OTH	Zurich Insurance plc Niederlassung fur Deutschland	Ownership	5.000	Zurich Insurance Group Ltd.	NO	11
		00000	45-3561769				Farmers Family Fund	CA	OTH	Farmers Group, Inc.	Ownership	100.000	Zurich Insurance Group Ltd.	NO	10
		00000	95-3003951				Farmers General Insurance Agency, Inc.	RI	OTH	FIG Leasing Co., Inc.	Ownership	100.000	Zurich Insurance Group Ltd.	NO	10
		00000	95-0725935				Farmers Group, Inc.	NV	OTH	Zurich Insurance Group Ltd.	Ownership	12.100	Zurich Insurance Group Ltd.	NO	10
		00000	95-0725935				Farmers Group, Inc.	NV	OTH	Zurich Versicherungs-Gesellschaft AG	Ownership	87.900	Zurich Insurance Group Ltd.	NO	10
.0212	Zurich Ins Group	00000	46-4261000				Farmers Life Insurance Company of New York	NY	OTH	Farmers New World Life Insurance Company	Ownership	100.000	Zurich Insurance Group Ltd.	NO	11
.0212	Zurich Ins Group	63177	91-0335750				Farmers New World Life Insurance Company	WA	OTH	Farmers Group, Inc.	Ownership	100.000	Zurich Insurance Group Ltd.	NO	10
.0212	Zurich Ins Group	10873	95-4650862				Farmers Reinsurance Company	CA	OTH	Farmers Group, Inc.	Ownership	100.000	Zurich Insurance Group Ltd.	NO	10
		00000					Farmers Services Corporation	NV	OTH	Farmers Group, Inc.	Ownership	100.000	Zurich Insurance Group Ltd.	NO	11
		00000					Farmers Underwriters Association	CA	OTH	Farmers Group, Inc.	Ownership	100.000	Zurich Insurance Group Ltd.	NO	11
.0212	Zurich U.S. Insurance Pool Group	39306	13-3046577				Fidelity and Deposit Company of Maryland	IL	OTH	Zurich American Insurance Company	Ownership	100.000	Zurich Insurance Group Ltd.	NO	11
		00000					FIG Holding Company	CA	OTH	Farmers Group, Inc.	Ownership	100.000	Zurich Insurance Group Ltd.	NO	11
		00000					FIG Leasing Co., Inc.	CA	OTH	Farmers Group, Inc.	Ownership	100.000	Zurich Insurance Group Ltd.	NO	10
		00000	95-2670247				Fire Underwriters Association	CA	OTH	Farmers Group, Inc.	Ownership	100.000	Zurich Insurance Group Ltd.	NO	10
		00000					FitSense Insurance Services Pty Ltd	AUS	OTH	Travel Assist Pty Limited	Ownership	100.000	Zurich Insurance Group Ltd.	NO	10
		00000					Futuro de Bolivia S.A. Administradora de Fondos de Pensiones	BOL	OTH	Zurich Boliviana Seguros Personales S.A.	Ownership	8.422	Zurich Insurance Group Ltd.	NO	11
		00000					Futuro de Bolivia S.A. Administradora de Fondos de Pensiones	BOL	OTH	Zurich South America Invest AB	Ownership	71.578	Zurich Insurance Group Ltd.	NO	11
		00000	83-1572480				FX Insurance Agency Hawaii, LLC	HI	OTH	FIG Leasing Co., Inc.	Ownership	100.000	Zurich Insurance Group Ltd.	NO	10
		00000	35-2281892				FX Insurance Agency, LLC	DE	OTH	FIG Leasing Co., Inc.	Ownership	100.000	Zurich Insurance Group Ltd.	NO	11
		00000					General Surety & Guarantee Co Limited	GBR	OTH	Zurich Insurance Company (U.K.) Limited	Ownership	100.000	Zurich Insurance Group Ltd.	NO	11
		00000					Groveswood Property Holdings Limited	GBR	OTH	Eagle Star Holdings Limited	Ownership	100.000	Zurich Insurance Group Ltd.	NO	11
		00000					H4B Humboldthafen Einheitsgesellschaft GmbH&Co.KG	DEU	OTH	REX-ZDHL S.C.S. SICAV-SIF	Ownership	94.900	Zurich Insurance Group Ltd.	NO	11
		00000					Halo Holdco Limited	GBR	OTH	Cover-More Australia Pty Ltd	Ownership	100.000	Zurich Insurance Group Ltd.	NO	10
		00000					Halo Holdco Limited	GBR	OTH	Zürich Versicherungs-Gesellschaft AG	Ownership	0.000	Zurich Insurance Group Ltd.	NO	11
		00000					Halo Insurance Services Limited	GBR	OTH	Halo Holdco Limited	Ownership	100.000	Zurich Insurance Group Ltd.	NO	11
		00000					Halo Insurance Services Pty Ltd	AUS	OTH	Halo Insurance Services Limited	Ownership	100.000	Zurich Insurance Group Ltd.	NO	11
		00000					Hawkcentral Limited	GBR	OTH	Zurich Assurance Ltd	Ownership	100.000	Zurich Insurance Group Ltd.	NO	11
		00000					Healthinsite Proprietary Limited	ZAF	OTH	Zürich Versicherungs-Gesellschaft AG	Ownership	100.000	Zurich Insurance Group Ltd.	NO	11
		00000					Healthlogix Pty Ltd	AUS	OTH	Insite Holdings Pty Ltd	Ownership	100.000	Zurich Insurance Group Ltd.	NO	11
		00000					Healthlogix Tecnologia Eireli	BRA	OTH	Healthlogix Pty Ltd	Ownership	100.000	Zurich Insurance Group Ltd.	NO	11
		00000					Herengracht Investments B.V.	DEU	OTH	RE Curve Holding B.V.	Ownership	100.000	Zurich Insurance Group Ltd.	NO	11
		00000	46-2975161				HOU IND 1, LLC	DE	OTH	Zurich American Insurance Company	Ownership	100.000	Zurich Insurance Group Ltd.	NO	11
		00000	46-2984834				HOU IND 2, LLC	DE	OTH	Zurich American Insurance Company	Ownership	100.000	Zurich Insurance Group Ltd.	NO	11
		00000					HOU IND 3, LLC	DE	OTH	Zurich American Insurance Company	Ownership	100.000	Zurich Insurance Group Ltd.	NO	10
		00000					Independence Center Realty L.P.	DE	OTH	Philadelphia Investor, LLC	Ownership	89.000	Zurich Insurance Group Ltd.	NO	11
		00000					INNATE, Inc.	DC	OTH	Cover-More Holdings USA Inc.	Ownership	100.000	Zurich Insurance Group Ltd.	NO	11
		00000					Insite Holdings Pty Ltd	AUS	OTH	Zürich Versicherungs-Gesellschaft AG	Ownership	100.000	Zurich Insurance Group Ltd.	NO	11
		00000					INTEGRA Versicherungsdienst GmbH	AUT	OTH	Zurich Versicherungs-Aktiengesellschaft	Ownership	100.000	Zurich Insurance Group Ltd.	NO	11
		00000					Intelligent Technologies OÜ	EST	OTH	Zürich Versicherungs-Gesellschaft AG	Ownership	100.000	Zurich Insurance Group Ltd.	NO	11
		00000					International Travel Assistance S.A.	PAN	OTH	Zürich Versicherungs-Gesellschaft AG	Ownership	55.000	Zurich Insurance Group Ltd.	NO	11
		00000					Inversiones Suizo Chilena S.A.	CHL	OTH	Inversiones Suizo-Argentina S.A.	Ownership	0.001	Zurich Insurance Group Ltd.	NO	11



ANNUAL STATEMENT FOR THE YEAR 2024 OF THE FARMERS CASUALTY INSURANCE COMPANY

SCHEDULE Y

PART 1A - DETAIL OF INSURANCE HOLDING COMPANY SYSTEM

1	2	3	4	5	6	7	8	9	10	11	12	13	14	15	16
Group Code	Group Name	NAIC Company Code	ID Number	Federal RSSD	CIK	Name of Securities Exchange if Publicly Traded (U.S. or International)	Names of Parent, Subsidiaries Or Affiliates	Domiciliary Location	Relationship to Reporting Entity	Directly Controlled by (Name of Entity/Person)	Type of Control (Ownership, Board, Management, Attorney-in-Fact, Influence, Other)	If Control is Ownership Provide Percentage	Ultimate Controlling Entity(ies)/Person(s)	Is an SCA Filing Required? (Yes/No)	*
		00000					Inversiones Suizo Chilena S.A.	.CHL	OTH	Zurich Versicherungs-Gesellschaft AG Zurich Lebensversicherungs-Gesellschaft AG	Ownership	99.999	Zurich Insurance Group Ltd.	NO	11
		00000					Inversiones Suizo-Argentina S.A.	.ARG	OTH	Zurich Versicherungs-Gesellschaft AG	Ownership	5.004	Zurich Insurance Group Ltd.	NO	11
		00000					Inversiones Suizo-Argentina S.A.	.ARG	OTH	Zurich Versicherungs-Gesellschaft AG	Ownership	94.996	Zurich Insurance Group Ltd.	NO	11
		00000					Inversiones ZS America Dos Limitada	.CHL	OTH	Inversiones ZS America SpA	Ownership	100.000	Zurich Insurance Group Ltd.	NO	11
		00000					Inversiones ZS America SpA	.CHL	OTH	Zurich Santander Insurance America, S.L.	Ownership	100.000	Zurich Insurance Group Ltd.	NO	11
		00000					Inversiones ZS America Tres Spa	.CHL	OTH	Zurich Santander Insurance America, S.L.	Ownership	100.000	Zurich Insurance Group Ltd.	NO	11
		00000					Irish National Insurance Company p.l.c.	.IRL	OTH	Zurich Insurance plc	Ownership	100.000	Zurich Insurance Group Ltd.	NO	11
		00000					Isis S.A.	.ARG	OTH	Inversiones Suizo-Argentina S.A.	Ownership	60.501	Zurich Insurance Group Ltd.	NO	11
		00000					Isis S.A.	.ARG	OTH	Zurich Versicherungs-Gesellschaft AG	Ownership	39.499	Zurich Insurance Group Ltd.	NO	11
		00000					Karvat Cover-More Assist. Pvt Ltd.	.IND	OTH	Cover-More Asia Pte. Ltd	Ownership	100.000	Zurich Insurance Group Ltd.	NO	11
		00000					Kennet Road 1 UK Limited	.GBR	OTH	Zurich Assurance Ltd	Ownership	100.000	Zurich Insurance Group Ltd.	NO	11
		00000					Kennet Road 2 UK Limited	.GBR	OTH	Zurich Assurance Ltd	Ownership	100.000	Zurich Insurance Group Ltd.	NO	11
		00000					Klare Corredora de Seguros S.A.	.CHL	OTH	Zurich Insurance Mobile Solutions AG	Ownership	49.900	Zurich Insurance Group Ltd.	NO	11
		00000					Komparu B.V.	.MLD	OTH	Digital Insurance Group B.V.	Ownership	100.000	Zurich Insurance Group Ltd.	NO	11
		00000					Kono Insurance Limited	.HKG	OTH	Zurich Versicherungs-Gesellschaft AG	Ownership	100.000	Zurich Insurance Group Ltd.	NO	11
		00000	38-2336672				Kraft Lake Insurance Agency, Inc.	.MI	OTH	FIG Leasing Co, Inc.	Ownership	100.000	Zurich Insurance Group Ltd.	NO	10
		00000	88-1615240				LA Apt. 1, LLC	.DE	OTH	Zurich American Insurance Company	Ownership	100.000	Zurich Insurance Group Ltd.	NO	11
		00000	36-4877375				LA Industrial 1, LLC	.DE	OTH	Zurich American Insurance Company	Ownership	100.000	Zurich Insurance Group Ltd.	NO	11
		00000	88-3063378				LA Industrial 4, LLC	.DE	OTH	Zurich American Insurance Company	Ownership	100.000	Zurich Insurance Group Ltd.	NO	11
		00000	47-1325180				LA Retail 1 LLC	.DE	OTH	Zurich American Insurance Company	Ownership	100.000	Zurich Insurance Group Ltd.	NO	11
		00000					Livetravel Inc.	.WI	OTH	Zurich Cover-More Global Travel, Inc.	Ownership	100.000	Zurich Insurance Group Ltd.	NO	11
		00000					Manon Vision Co., Ltd.	.THA	OTH	Centre Solutions (Bermuda) Limited	Ownership	0.001	Zurich Insurance Group Ltd.	NO	11
		00000					Manon Vision Co., Ltd.	.THA	OTH	Zurich Finance Company Ltd	Ownership	0.001	Zurich Insurance Group Ltd.	NO	11
		00000					Manon Vision Co., Ltd.	.THA	OTH	Zurich Versicherungs-Gesellschaft AG	Ownership	99.999	Zurich Insurance Group Ltd.	NO	11
		00000					Mapfre Ya?am Sigorta A.?	.TUR	OTH	Zurich Sigorta A.S.	Ownership	99.778	Zurich Insurance Group Ltd.	NO	11
		00000					MEATPACKING B.V.	.MLD	OTH	Rock Inne Vastgoed B.V.	Ownership	100.000	Zurich Insurance Group Ltd.	NO	11
		00000					Medidata AG	.CHE	OTH	Zurich Versicherungs-Gesellschaft AG	Ownership	8.852	Zurich Insurance Group Ltd.	NO	11
		00000					MI Administrators, LLC	.DE	OTH	FIG Leasing Co., Inc.	Ownership	100.000	Zurich Insurance Group Ltd.	NO	11
		00000	30-0947450				MIAMI INDUSTRIAL 1, LLC	.DE	OTH	Zurich American Insurance Company	Ownership	100.000	Zurich Insurance Group Ltd.	NO	11
		00000	38-4002060				Miami Office 2, LLC	.DE	OTH	Zurich American Insurance Company	Ownership	100.000	Zurich Insurance Group Ltd.	NO	10
		00000	35-2567170				MIAMI OFFICE 3, LLC	.DE	OTH	Zurich American Insurance Company	Ownership	100.000	Zurich Insurance Group Ltd.	NO	10
		00000	61-1852255				Miami Retail 1, LLC	.DE	OTH	Zurich American Insurance Company	Ownership	100.000	Zurich Insurance Group Ltd.	NO	10
		00000					Minas Brasil Promotora de Servicos S/A	.BRA	OTH	Zurich Minas Brasil Seguros S.A.	Ownership	100.000	Zurich Insurance Group Ltd.	NO	11
		00000	30-1003542				MSP APT 1, LLC	.DE	OTH	Zurich American Insurance Company	Ownership	100.000	Zurich Insurance Group Ltd.	NO	10
		00000	87-1630047				Nashville Apt. 1, LLC	.DE	OTH	Zurich American Insurance Company	Ownership	0.000	Zurich Insurance Group Ltd.	NO	11
		00000	30-1004249				Nashville Office 1, LLC	.DE	OTH	Zurich American Insurance Company	Ownership	100.000	Zurich Insurance Group Ltd.	NO	10
		00000					Navigators and General Insurance Company Limited	.GBR	OTH	Zurich Insurance plc	Ownership	100.000	Zurich Insurance Group Ltd.	NO	11
		00000					Nearheath Limited	.GBR	OTH	Zurich Assurance Ltd	Ownership	100.000	Zurich Insurance Group Ltd.	NO	11
		00000	30-1071415				NY Industrial 1, LLC	.DE	OTH	Zurich American Insurance Company	Ownership	100.000	Zurich Insurance Group Ltd.	NO	11
		00000					Oak Underwriting plc	.GBR	OTH	Zurich Holdings (UK) Limited	Ownership	100.000	Zurich Insurance Group Ltd.	NO	11
		00000					OnePath General Insurance Pty Limited	.AUS	OTH	Zurich Financial Services Australia Limited	Ownership	100.000	Zurich Insurance Group Ltd.	NO	11
		00000					OnePath Life Australia Holdings Pty Ltd	.AUS	OTH	Zurich Financial Services Australia Limited	Ownership	100.000	Zurich Insurance Group Ltd.	NO	11
		00000					OnePath Life Limited	.AUS	OTH	OnePath Life Australia Holdings Pty Ltd	Ownership	100.000	Zurich Insurance Group Ltd.	NO	11
		00000					Orange Stone Company	.IRL	OTH	Zurich Finance Company AG	Ownership	100.000	Zurich Insurance Group Ltd.	NO	11
		00000					Orion Rechtsschutz-Versicherung AG	.CHE	OTH	Zurich Versicherungs-Gesellschaft AG	Ownership	78.000	Zurich Insurance Group Ltd.	NO	11

ANNUAL STATEMENT FOR THE YEAR 2024 OF THE FARMERS CASUALTY INSURANCE COMPANY

SCHEDULE Y

PART 1A - DETAIL OF INSURANCE HOLDING COMPANY SYSTEM

1	2	3	4	5	6	7	8	9	10	11	12	13	14	15	16
Group Code	Group Name	NAIC Company Code	ID Number	Federal RSSD	CIK	Name of Securities Exchange if Publicly Traded (U.S. or International)	Names of Parent, Subsidiaries Or Affiliates	Domi-ciliary Location	Relation-ship to Reporting Entity	Directly Controlled by (Name of Entity/Person)	Type of Control (Ownership, Board, Management, Attorney-in-Fact, Influence, Other)	If Control is Ownership Provide Percentage	Ultimate Controlling Entity(ies)/Person(s)	Is an SCA Filing Re-quired? (Yes/No)	*
		00000					Parcelgate Limited	.GBR	OTH	Zurich Assurance Ltd	Ownership	100.000	Zurich Insurance Group Ltd	NO	11
		00000					Perils AG	.CHE	OTH	Zurich Versicherungs-Gesellschaft AG	Ownership	11.111	Zurich Insurance Group Ltd	NO	11
		00000					Perunsel S.A.	.URY	OTH	Zürich Versicherungs-Gesellschaft AG	Ownership	60.000	Zurich Insurance Group Ltd	NO	11
		00000					PFS Pension Fund Services AG	.CHE	OTH	Zürich Versicherungs-Gesellschaft AG	Ownership	18.433	Zurich Insurance Group Ltd	NO	11
		00000	35-2553880				Philly Office 1, LLC	.DE	OTH	Zurich American Insurance Company	Ownership	100.000	Zurich Insurance Group Ltd	NO	11
		00000	87-1553300				Philly Office Land, LLC	.DE	OTH	Zurich American Insurance Company	Ownership	100.000	Zurich Insurance Group Ltd	NO	11
		00000	47-1392591				POR Apt 1, LLC	.DE	OTH	Zurich American Insurance Company	Ownership	100.000	Zurich Insurance Group Ltd	NO	11
		00000	47-4067157				POR Apt 2, LLC	.DE	OTH	Zurich American Insurance Company	Ownership	100.000	Zurich Insurance Group Ltd	NO	11
		00000					Prime Corporate Psychology Pty Ltd	.AUS	OTH	DTC Bidco Pty Ltd	Ownership	100.000	Zurich Insurance Group Ltd	NO	11
		00000					Protektor Lebensversicherungs-AG	.DEU	OTH	Zurich Deutscher Herold Lebensversicherung Aktiengesellschaft	Ownership	5.158	Zurich Insurance Group Ltd	NO	11
		00000					PT Asuransi Adira Dinamika Tbk	.IDN	OTH	Zürich Rückversicherungs-Gesellschaft AG	Ownership	98.488	Zurich Insurance Group Ltd	NO	11
		00000	AA-5360007				PT Zurich Insurance Indonesia	.IDN	OTH	Zürich Rückversicherungs-Gesellschaft AG	Ownership	1.569	Zurich Insurance Group Ltd	NO	11
		00000	AA-5360007				PT Zurich Insurance Indonesia	.IDN	OTH	Zürich Versicherungs-Gesellschaft AG	Ownership	97.091	Zurich Insurance Group Ltd	NO	11
		00000					PT Zurich Topas Life	.IDN	OTH	Zürich Versicherungs-Gesellschaft AG	Ownership	80.000	Zurich Insurance Group Ltd	NO	11
		00000					Qover	.BEL	OTH	Zürich Versicherungs-Gesellschaft AG	Ownership	21.260	Zurich Insurance Group Ltd	NO	11
		00000	88-3031830				Raleigh Office 2, LLC	.DE	OTH	Farmers New World Life Insurance Company	Ownership	100.000	Zurich Insurance Group Ltd	NO	11
		00000					RE Curve Holding B.V.	.DEU	OTH	Zurich Deutscher Herold Lebensversicherung Aktiengesellschaft	Ownership	100.000	Zurich Insurance Group Ltd	NO	11
		00000					Real Garant Espana S.L.	.ESP	OTH	Real Garant GmbH Garantiesysteme	Ownership	100.000	Zurich Insurance Group Ltd	NO	11
		00000					Real Garant GmbH Garantiesysteme	.DEU	OTH	Real Garant Versicherung Aktiengesellschaft	Ownership	100.000	Zurich Insurance Group Ltd	NO	11
		00000					Real Garant Versicherung Aktiengesellschaft	.DEU	OTH	Zurich Beteiligungs-Aktiengesellschaft (Deutschland)	Ownership	100.000	Zurich Insurance Group Ltd	NO	11
		00000					REX Baume S.C.I	.FRA	OTH	REX Holding France	Ownership	100.000	Zurich Insurance Group Ltd	NO	11
		00000					REX Holding France	.FRA	OTH	REX OPPCI Fonds	Ownership	100.000	Zurich Insurance Group Ltd	NO	11
		00000					REX Holding S.a.r.l	.LUX	OTH	REX-ZDHL S.C.S. SICAV-SIF	Ownership	100.000	Zurich Insurance Group Ltd	NO	11
		00000					REX Mauchamps	.FRA	OTH	REX Holding France	Ownership	100.000	Zurich Insurance Group Ltd	NO	11
		00000					REX Vilette	.FRA	OTH	REX Holding France	Ownership	0.000	Zurich Insurance Group Ltd	NO	11
		00000					REX-Aurea-ZDHL S.C.S	.LUX	OTH	REX-ZDHL GP S.à r.l.	Ownership	100.000	Zurich Insurance Group Ltd	NO	11
		00000					REX-De Baak B.V.	.NLD	OTH	REX Holding S.à r.l.	Ownership	100.000	Zurich Insurance Group Ltd	NO	11
		00000					REX-Germany-ZDHL S.C.S	.LUX	OTH	REX-ZDHL S.C.S. SICAV-SIF	Ownership	95.240	Zurich Insurance Group Ltd	NO	11
		00000					REX-Humboldthafen Verwaltungs GmbH	.DEU	OTH	REX-ZDHL S.C.S. SICAV-SIF	Ownership	100.000	Zurich Insurance Group Ltd	NO	11
		00000					REX-Spain-ZDHL S.L.	.ESP	OTH	Zurich Deutscher Herold Lebensversicherung Aktiengesellschaft	Ownership	100.000	Zurich Insurance Group Ltd	NO	11
		00000					REX-The East S.à r.l	.LUX	OTH	REX-ZDHL S.C.S. SICAV-SIF	Ownership	94.800	Zurich Insurance Group Ltd	NO	11
		00000					REX-ZDHL GP S.a.r.l.	.LUX	OTH	Zurich Deutscher Herold Lebensversicherung Aktiengesellschaft	Ownership	100.000	Zurich Insurance Group Ltd	NO	11
		00000					REX-ZDHL S.C.S. SICAV-SIF	.LUX	OTH	Zurich Deutscher Herold Lebensversicherung Aktiengesellschaft	Ownership	100.000	Zurich Insurance Group Ltd	NO	11
		00000					Rock Inne Vastgoed B.V.	.NLD	OTH	REX Holding S.à r.l.	Ownership	100.000	Zurich Insurance Group Ltd	YES	11
		00000					Rokin 21 B.V.	.NLD	OTH	Roxana Vastgoed B.V.	Ownership	100.000	Zurich Insurance Group Ltd	NO	11
		00000					Rokin 49 B.V.	.NLD	OTH	Rock Inne Vastgoed B.V.	Ownership	100.000	Zurich Insurance Group Ltd	NO	11
		00000					Roxana Vastgoed B.V.	.NLD	OTH	REX Holding S.à r.l.	Ownership	100.000	Zurich Insurance Group Ltd	NO	11
.0212	Zurich Ins Group	39039	41-1375004				Rural Community Insurance Company	.MN	OTH	Zurich American Insurance Company	Ownership	100.000	Zurich Insurance Group Ltd	NO	11
		00000	61-1791237				San Diego Retail 1, LLC	.DE	OTH	Zurich American Insurance Company	Ownership	100.000	Zurich Insurance Group Ltd	NO	11
		00000					Santander Rio Seguros S.A.	.ARG	OTH	Inversiones ZS America SpA	Ownership	4.000	Zurich Insurance Group Ltd	NO	11
		00000					Santander Rio Seguros S.A.	.ARG	OTH	Zurich Santander Insurance America, S.L.	Ownership	96.000	Zurich Insurance Group Ltd	NO	11
		00000					Santander Seguros Sociedad Anónima	.URY	OTH	Zurich Santander Insurance America, S.L.	Ownership	100.000	Zurich Insurance Group Ltd	NO	11

ANNUAL STATEMENT FOR THE YEAR 2024 OF THE FARMERS CASUALTY INSURANCE COMPANY

SCHEDULE Y

PART 1A - DETAIL OF INSURANCE HOLDING COMPANY SYSTEM

1	2	3	4	5	6	7	8	9	10	11	12	13	14	15	16
Group Code	Group Name	NAIC Company Code	ID Number	Federal RSSD	CIK	Name of Securities Exchange if Publicly Traded (U.S. or International)	Names of Parent, Subsidiaries Or Affiliates	Domi-ciliary Location	Relation-ship to Reporting Entity	Directly Controlled by (Name of Entity/Person)	Type of Control (Ownership, Board, Management, Attorney-in-Fact, Influence, Other)	If Control is Ownership Provide Percentage	Ultimate Controlling Entity(ies)/Person(s)	Is an SCA Filing Re-quired? (Yes/No)	*
		00000					Saudi National Insurance Company	.BHR	OTH	Zurich Insurance Company Ltd (Bahrain Branch)	Ownership	5.000	Zurich Insurance Group Ltd.	NO	11
		00000	46-3060914				SEA APARTMENT 2, LLC	.DE	OTH	Zurich American Insurance Company	Ownership	100.000	Zurich Insurance Group Ltd.	NO	11
		00000					Serviaide, S.A. - Sociedad Unipersonal	.ESP	OTH	AIDE Asistencia Seguros y Reaseguros, S.A. - Sociedad Uniper	Ownership	100.000	Zurich Insurance Group Ltd.	NO	11
		00000					Servizurich S.A. - Sociedad Unipersonal	.ESP	OTH	Zurich Insurance plc, Sucursal en Espana	Ownership	100.000	Zurich Insurance Group Ltd.	NO	11
		00000	47-1153493				SF Apt 1, LLC	.DE	OTH	Zurich American Insurance Company	Ownership	100.000	Zurich Insurance Group Ltd.	NO	11
		00000	45-1302494				SpearTip, LLC	.IL	OTH	Zurich Holding Company of America, Inc.	Ownership	100.000	Zurich Insurance Group Ltd.	NO	11
		00000	75-2195089				Special Insurance Services, Inc.	.IL	OTH	Zurich American Insurance Company	Ownership	100.000	Zurich Insurance Group Ltd.	NO	11
		00000					Speigelhof Vastgoed B.V.	.DEU	OTH	RE Curve Holding B.V.	Ownership	100.000	Zurich Insurance Group Ltd.	NO	11
		00000					Springboard Health and Performance Pty Ltd	.AUS	OTH	DTC Bidco Pty Ltd	Ownership	100.000	Zurich Insurance Group Ltd.	NO	11
		00000					Springworks International AB	.SWE	OTH	autoSense AG	Ownership	50.000	Zurich Insurance Group Ltd.	NO	11
.0212	Zurich U.S. Insurance Pool Group	26387	52-0981481				Steadfast Insurance Company	.IL	OTH	Zurich American Insurance Company	Ownership	100.000	Zurich Insurance Group Ltd.	NO	11
		00000					Stratos Limited	.NZL	OTH	DTC NZ Bidco Limited	Ownership	100.000	Zurich Insurance Group Ltd.	NO	11
		00000					Swiss Insurance Management (Hong Kong) Limited	.HKG	OTH	Zurich Services (Hong Kong) Limited	Ownership	0.495	Zurich Insurance Group Ltd.	NO	11
		00000					Swiss Insurance Management (Hong Kong) Limited	.HKG	OTH	Zurich Insurance Holdings (Hong Kong) Limited	Ownership	99.505	Zurich Insurance Group Ltd.	NO	11
		00000					TDG Tele Dienste GmbH	.DEU	OTH	Zurich Beteiligungs-Aktiengesellschaft (Deutschland)	Ownership	100.000	Zurich Insurance Group Ltd.	NO	11
		00000					Tennyson Insurance Limited	.GBR	OTH	Zurich Holdings (UK) Limited	Ownership	100.000	Zurich Insurance Group Ltd.	NO	11
		00000					TGG Real Estate Holdings LLC	.DE	OTH	Zurich Cover-More Global Travel, Inc.	Ownership	100.000	Zurich Insurance Group Ltd.	NO	11
		00000					The Liverpool Reversionary Company Limited	.GBR	OTH	Zurich Legacy Solutions Services (UK) Limited	Ownership	100.000	Zurich Insurance Group Ltd.	NO	11
		00000	36-3839542				The Zurich Services Corporation	.IL	OTH	Zurich Holding Company of America, Inc.	Ownership	100.000	Zurich Insurance Group Ltd.	NO	11
		00000					TopReport Schadenbesichtigungs GmbH	.AUT	OTH	Zurich Versicherungs-Aktiengesellschaft	Ownership	14.286	Zurich Insurance Group Ltd.	NO	11
		00000					Travel Ace Chile S.A.	.CHL	OTH	Travel Ace Internacional de Servicios S.A.	Ownership	1.000	Zurich Insurance Group Ltd.	NO	11
		00000					Travel Ace Chile S.A.	.CHL	OTH	Zürich Versicherungs-Gesellschaft AG	Ownership	99.000	Zurich Insurance Group Ltd.	NO	11
		00000					Travel Ace Internacional de Servicios S.A.	.URY	OTH	Zürich Versicherungs-Gesellschaft AG	Ownership	100.000	Zurich Insurance Group Ltd.	NO	10
		00000					Travel Assist Pty Limited	.AUS	OTH	ASTIS Holdings Limited	Ownership	100.000	Zurich Insurance Group Ltd.	NO	11
		00000					Travel Guard Americas LLC	.WI	OTH	Zurich Cover-More Global Travel, Inc.	Ownership	100.000	Zurich Insurance Group Ltd.	NO	11
		00000					Travel Guard Assist, Inc.	.DE	OTH	Zurich Cover-More Global Travel, Inc.	Ownership	100.000	Zurich Insurance Group Ltd.	NO	11
		00000					Travel Guard EMEA Limited	.GBR	OTH	Zurich Cover-More Global Travel, Inc.	Ownership	100.000	Zurich Insurance Group Ltd.	NO	11
		00000					Travel Guard Group Canada, Inc.	.CAN	OTH	Zurich Cover-More Global Travel, Inc.	Ownership	100.000	Zurich Insurance Group Ltd.	NO	11
		00000					Travel Guard Group, Inc.	.WI	OTH	Zurich Cover-More Global Travel, Inc.	Ownership	100.000	Zurich Insurance Group Ltd.	NO	11
		00000					Travel Insurance Partners Pty Ltd	.AUS	OTH	Travel Assist Pty Limited	Ownership	100.000	Zurich Insurance Group Ltd.	NO	11
		00000					Travel Insurance Services Canada Inc.	.CAN	OTH	World Travel Protection Canada Inc.	Ownership	100.000	Zurich Insurance Group Ltd.	NO	11
		00000					Travellex Insurance Services Limited	.DE	OTH	Cover-More Holdings USA Inc.	Ownership	100.000	Zurich Insurance Group Ltd.	NO	11
		00000	95-2670330				Truck Underwriters Association	.CA	OTH	Farmers Group, Inc.	Ownership	100.000	Zurich Insurance Group Ltd.	NO	11
		00000					Turegum Immobilien AG	.CHE	OTH	Zurich Versicherungs-Gesellschaft AG	Ownership	100.000	Zurich Insurance Group Ltd.	NO	11
		00000					UA Assistance S.A. de C.V.	.MEX	OTH	Travel Ace Internacional de Servicios S.A.	Ownership	0.000	Zurich Insurance Group Ltd.	NO	11
		00000					UA Assistance S.A. de C.V.	.MEX	OTH	Zürich Versicherungs-Gesellschaft AG	Ownership	100.000	Zurich Insurance Group Ltd.	NO	11
		00000					Universal Assistance S.A.	.ARG	OTH	World Wide Assistance S.A.	Ownership	92.710	Zurich Insurance Group Ltd.	YES	11
		00000					Universal Assistance S.A.	.ARG	OTH	Zürich Versicherungs-Gesellschaft AG	Ownership	7.290	Zurich Insurance Group Ltd.	YES	11
		00000					Universal Assistance S.A.	.URY	OTH	Zürich Versicherungs-Gesellschaft AG	Ownership	100.000	Zurich Insurance Group Ltd.	NO	11
		00000					Universal Travel Assistance S.A.S.	.COL	OTH	Zürich Versicherungs-Gesellschaft AG	Ownership	100.000	Zurich Insurance Group Ltd.	NO	11
.0212	Zurich U.S. Insurance Pool Group	41181	43-1249228				Universal Underwriters Insurance Company	.IL	OTH	Zurich American Insurance Company	Ownership	100.000	Zurich Insurance Group Ltd.	NO	11

ANNUAL STATEMENT FOR THE YEAR 2024 OF THE FARMERS CASUALTY INSURANCE COMPANY

SCHEDULE Y

PART 1A - DETAIL OF INSURANCE HOLDING COMPANY SYSTEM

1	2	3	4	5	6	7	8	9	10	11	12	13	14	15	16
Group Code	Group Name	NAIC Company Code	ID Number	Federal RSSD	CIK	Name of Securities Exchange if Publicly Traded (U.S. or International)	Names of Parent, Subsidiaries Or Affiliates	Domi-ciliary Location	Relation-ship to Reporting Entity	Directly Controlled by (Name of Entity/Person)	Type of Control (Ownership, Board, Management, Attorney-in-Fact, Influence, Other)	If Control is Ownership Provide Percentage	Ultimate Controlling Entity(ies)/Person(s)	Is an SCA Filing Re-quired? (Yes/No)	*
.0212	Zurich U.S. Insurance Pool Group	40843	36-3139101				Universal Underwriters of Texas Insurance Company	IL	OTH	Universal Underwriters Insurance Company	Ownership	100.000	Zurich Insurance Group Ltd.	NO	10
		00000	43-1269296				Universal Underwriters Service Corporation	MO	OTH	Zurich Holding Company of America, Inc.	Ownership	100.000	Zurich Insurance Group Ltd.	NO	11
		00000					Univversal Assistance Inc.	FL	OTH	Universal Assistance S.A.	Ownership	0.000	Zurich Insurance Group Ltd.	NO	11
		00000	26-1282208				Vehicle Dealer Solutions, Inc.	FL	OTH	Zurich Holding Company of America, Inc.	Ownership	100.000	Zurich Insurance Group Ltd.	NO	11
		00000	74-1593853				Western Star Insurance Services, Inc.	TX	OTH	FIG Leasing Co, Inc.	Ownership	100.000	Zurich Insurance Group Ltd.	NO	10
		00000					Wohnen H3B Humboldtthafen GmbH&Co.KG	DEU	OTH	REX-ZDHL S.C.S. SICAV-SIF	Ownership	94.900	Zurich Insurance Group Ltd.	NO	11
		00000					World Travel Protection Canada Inc.	CAN	OTH	Zurich Canadian Holdings Limited	Ownership	100.000	Zurich Insurance Group Ltd.	NO	11
		00000					World Wide Assistance S.A.	ARG	OTH	Zürich Versicherungs-Gesellschaft AG	Ownership	100.000	Zurich Insurance Group Ltd.	NO	11
		00000					Z flex Gesellschaft fur Personaldienstleistungen mbH	DEU	OTH	Zurich Beteiligungs-Aktiengesellschaft (Deutschland)	Ownership	100.000	Zurich Insurance Group Ltd.	NO	11
		00000					ZCM (U.S.) Limited	DE	OTH	Zurich Finance Company Ltd	Ownership	100.000	Zurich Insurance Group Ltd.	NO	11
		00000					ZCM Asset Holding Company (Bermuda) Limited	BMU	OTH	Zurich Finance Company Ltd	Ownership	100.000	Zurich Insurance Group Ltd.	NO	11
		00000	20-5900744				ZFUS Services, LLC	DE	OTH	Zurich Holding Company of America, Inc.	Ownership	100.000	Zurich Insurance Group Ltd.	NO	11
		00000					ZGEE14 Limited	GBR	OTH	Zurich Legacy Solutions Services (UK) Limited	Ownership	100.000	Zurich Insurance Group Ltd.	NO	11
		00000					ZLS Aseguradora de Colombia S.A	COL	OTH	Zürich Lebensversicherungs-Gesellschaft AG	Ownership	4.430	Zurich Insurance Group Ltd.	NO	11
		00000					ZLS Aseguradora de Colombia S.A	COL	OTH	Zürich Versicherungs-Gesellschaft AG	Ownership	95.000	Zurich Insurance Group Ltd.	NO	11
		00000	02-0802795				ZNA Services, LLC	DE	OTH	ZFUS Services, LLC	Ownership	100.000	Zurich Insurance Group Ltd.	NO	11
		00000					ZPC Capital Limited	GBR	OTH	Zurich Holdings (UK) Limited	Ownership	100.000	Zurich Insurance Group Ltd.	NO	11
		00000					ZSF / Office KY, LLC	DE	OTH	Euclid Office LP	Ownership	100.000	Zurich Insurance Group Ltd.	NO	11
		00000					ZSF / Office NV, LLC	DE	OTH	Euclid Office LP	Ownership	100.000	Zurich Insurance Group Ltd.	NO	11
		00000					ZSF KY Annex, LLC	DE	OTH	Euclid KY Annex, LP	Ownership	100.000	Zurich Insurance Group Ltd.	NO	11
		00000					ZSF/Bloomington, LLC	DE	OTH	Bloomington Office LP	Ownership	100.000	Zurich Insurance Group Ltd.	NO	11
		00000					ZSF/C1 MGP Manager, Inc	DE	OTH	Zurich Structured Finance, Inc.	Ownership	100.000	Zurich Insurance Group Ltd.	NO	11
		00000					ZSF/C1 MGP, LLC	DE	OTH	ZSF/C1 MGP Manager, Inc	Ownership	1.000	Zurich Insurance Group Ltd.	NO	11
		00000					ZSF/C1 MGP, LLC	DE	OTH	Zurich Structured Finance, Inc.	Ownership	99.000	Zurich Insurance Group Ltd.	NO	11
		00000					ZSF/C2 MGP Manager, Inc	DE	OTH	Zurich Structured Finance, Inc.	Ownership	100.000	Zurich Insurance Group Ltd.	NO	11
		00000					ZSF/C2 MGP, LLC	DE	OTH	ZSF/CF2 MGP Manager, Inc	Ownership	1.000	Zurich Insurance Group Ltd.	NO	11
		00000					ZSF/C2 MGP, LLC	DE	OTH	Zurich Structured Finance, Inc.	Ownership	99.000	Zurich Insurance Group Ltd.	NO	11
		00000					ZSF/Dallas Tower, LLC	DE	OTH	Dallas Tower LP	Ownership	100.000	Zurich Insurance Group Ltd.	NO	11
		00000					ZSF/WD Hammond, LLC	DE	OTH	Euclid Warehouses LP	Ownership	100.000	Zurich Insurance Group Ltd.	NO	11
		00000					ZSF/WD Jacksonville, LLC	DE	OTH	Euclid Warehouses LP	Ownership	100.000	Zurich Insurance Group Ltd.	NO	11
		00000					ZSG Kfz-Zulassungsservice GmbH	AUT	OTH	Zurich Versicherungs-Aktiengesellschaft	Ownership	33.333	Zurich Insurance Group Ltd.	NO	11
		00000					Zurich - Companhia de Seguros Vida S.A.	PRT	OTH	Zurich Finanz-Gesellschaft AG	Ownership	0.001	Zurich Insurance Group Ltd.	NO	11
		00000					Zurich - Companhia de Seguros Vida S.A.	PRT	OTH	Zurich Investments Life S.p.A.	Ownership	0.001	Zurich Insurance Group Ltd.	NO	11
		00000					Zurich - Companhia de Seguros Vida S.A.	PRT	OTH	Zurich Lebensversicherungs-Gesellschaft AG	Ownership	99.996	Zurich Insurance Group Ltd.	NO	11
		00000					Zurich - Companhia de Seguros Vida S.A.	PRT	OTH	Zurich Versicherungs-Gesellschaft AG	Ownership	0.001	Zurich Insurance Group Ltd.	NO	11
		00000					Zurich - Companhia de Seguros Vida S.A.	PRT	OTH	Reaseguros, S.A. - Socied	Ownership	0.001	Zurich Insurance Group Ltd.	NO	11
		00000					Zurich (Scotland) Limited Partnership	GBR	OTH	Zurich General Partner (Scotland) Ltd	Ownership	100.000	Zurich Insurance Group Ltd.	NO	11
		00000					Zurich Advice Network Limited	GBR	OTH	Allied Dunbar Assurance plc	Ownership	100.000	Zurich Insurance Group Ltd.	NO	11
		00000					Zurich AFIN Mexico, S.A. DE C.V.	MEX	OTH	Zurich Compania de Sefuros, S.A.	Ownership	0.002	Zurich Insurance Group Ltd.	NO	11
		00000					Zurich AFIN Mexico, S.A. DE C.V.	MEX	OTH	Zurich Versicherungs-Gesellschaft AG	Ownership	99.998	Zurich Insurance Group Ltd.	NO	11
		00000	04-3126497				Zurich Agency Services Inc.	MA	OTH	Zurich Holding Company of America, Inc.	Ownership	100.000	Zurich Insurance Group Ltd.	NO	11
		00000	86-1164252				Zurich Alternative Asset Management, LLC	DE	OTH	Zurich Holding Company of America, Inc.	Ownership	100.000	Zurich Insurance Group Ltd.	NO	11
		00000					Zurich America Latina Serviços Brasil Ltda.	BRA	OTH	Zurich Lebensversicherungs-Gesellschaft AG	Ownership	0.010	Zurich Insurance Group Ltd.	YES	11

98.10

ANNUAL STATEMENT FOR THE YEAR 2024 OF THE FARMERS CASUALTY INSURANCE COMPANY

SCHEDULE Y

PART 1A - DETAIL OF INSURANCE HOLDING COMPANY SYSTEM

1	2	3	4	5	6	7	8	9	10	11	12	13	14	15	16
Group Code	Group Name	NAIC Company Code	ID Number	Federal RSSD	CIK	Name of Securities Exchange if Publicly Traded (U.S. or International)	Names of Parent, Subsidiaries Or Affiliates	Domiciliary Location	Relationship to Reporting Entity	Directly Controlled by (Name of Entity/Person)	Type of Control (Ownership, Board, Management, Attorney-in-Fact, Influence, Other)	If Control is Ownership Provide Percentage	Ultimate Controlling Entity(ies)/Person(s)	Is an SCA Filing Required? (Yes/No)	*
		00000					Zurich America Latina Serviços Brasil Ltda.	.BRA	OTH	Zurich Versicherungs-Gesellschaft AG	Ownership	99.990	Zurich Insurance Group Ltd.	NO	11
.0212	Zurich U.S. Insurance Pool Group	16535	36-4233459				Zurich American Insurance Company	.NY	OTH	Zurich Holding Company of America, Inc.	Ownership	100.000	Zurich Insurance Group Ltd.	NO	11
							Zurich American Insurance Company of Illinois	.IL	OTH	American Zurich Insurance Company	Ownership	100.000	Zurich Insurance Group Ltd.	NO	11
.0212	Zurich U.S. Insurance Pool Group	27855	36-2781080				Zurich American Life Insurance Company	.IL	OTH	Zurich Holding Company of America, Inc.	Ownership	100.000	Zurich Insurance Group Ltd.	NO	11
.0212	Zurich Ins Group	90557	36-3050975				Zurich American Life Insurance Company of New York	.NY	OTH	Zurich American Life Insurance Company	Ownership	100.000	Zurich Insurance Group Ltd.	NO	11
		00000					Zurich Argentina Cia. de Seguros S.A.	.ARG	OTH	Inversiones Suizo-Argentina S.A.	Ownership	55.461	Zurich Insurance Group Ltd.	NO	11
		00000	AA-2130022				Zurich Argentina Cia. de Seguros S.A.	.ARG	OTH	Zurich Versicherungs-Gesellschaft AG	Ownership	44.536	Zurich Insurance Group Ltd.	NO	11
		00000	AA-2130022				Zurich Argentina Compañía de Seguros de Retiro S.A.	.ARG	OTH	Zurich Argentina Cia. de Seguros S.A.	Ownership	46.642	Zurich Insurance Group Ltd.	NO	11
		00000					Zurich Argentina Compañía de Seguros de Retiro S.A.	.ARG	OTH	Zurich Versicherungs-Gesellschaft AG	Ownership	53.358	Zurich Insurance Group Ltd.	NO	11
		00000					Zurich Aseguradora Argentina S.A.	.ARG	OTH	Zürich Versicherungs-Gesellschaft AG	Ownership	99.900	Zurich Insurance Group Ltd.	NO	11
		00000					Zurich Aseguradora Mexicana, S.A. de C.V.	.MEX	OTH	Zürich Lebensversicherungs-Gesellschaft AG	Ownership	0.000	Zurich Insurance Group Ltd.	NO	11
		00000					Zurich Aseguradora Mexicana, S.A. de C.V.	.MEX	OTH	Zürich Versicherungs-Gesellschaft AG	Ownership	100.000	Zurich Insurance Group Ltd.	NO	11
		00000					Zurich Asset Management Gerente de Fondos Comunes de Inversi	.ARG	OTH	Inversiones Suizo-Argentina S.A.	Ownership	90.000	Zurich Insurance Group Ltd.	NO	11
		00000					Zurich Asset Management Gerente de Fondos Comunes de Inversi	.ARG	OTH	Isis S.A.	Ownership	10.000	Zurich Insurance Group Ltd.	NO	11
		00000					Zurich Assurance Ltd	.GBR	OTH	Eagle Star Holdings Limited	Ownership	100.000	Zurich Insurance Group Ltd.	NO	11
		00000					Zurich Assure Australia Pty Limited	.AUS	OTH	Zurich Financial Services Australia Limited	Ownership	100.000	Zurich Insurance Group Ltd.	NO	11
		00000					Zurich Australia Limited	.AUS	OTH	Zurich Financial Services Australia Limited	Ownership	100.000	Zurich Insurance Group Ltd.	NO	11
		00000	AA-1930995				Zurich Australian Insurance Limited	.AUS	OTH	Zurich Financial Services Australia Limited	Ownership	100.000	Zurich Insurance Group Ltd.	NO	11
		00000					Zurich Australian Insurance Properties Pty Limited	.AUS	OTH	Zurich Australia Limited	Ownership	40.000	Zurich Insurance Group Ltd.	NO	11
		00000					Zurich Australian Insurance Properties Pty Limited	.AUS	OTH	Zurich Australian Insurance Limited	Ownership	60.000	Zurich Insurance Group Ltd.	NO	11
		00000					Zurich Australian Property Holdings Pty Ltd	.AUS	OTH	Zürich Versicherungs-Gesellschaft AG	Ownership	100.000	Zurich Insurance Group Ltd.	NO	11
		00000					Zurich Bank International Limited	.GBR	OTH	Dunbar Assets Ireland	Ownership	100.000	Zurich Insurance Group Ltd.	NO	11
		00000	13-4186554				Zurich Benefit Finance LLC	.DE	OTH	Zurich Holding Company of America, Inc.	Ownership	100.000	Zurich Insurance Group Ltd.	NO	11
		00000					Zurich Beteiligungs-Aktiengesellschaft (Deutschland)	.DEU	OTH	Zurich IT Service AG Niederlassung fur Deutschland	Ownership	82.617	Zurich Insurance Group Ltd.	NO	11
		00000					Zurich Beteiligungs-Aktiengesellschaft (Deutschland)	.DEU	OTH	Zurich Leben Service AG Niederlassung fur Deutschland	Ownership	17.383	Zurich Insurance Group Ltd.	NO	11
		00000					Zurich Brand and Experience Studio Spain, S.L.	.ESP	OTH	Zürich Versicherungs-Gesellschaft AG	Ownership	100.000	Zurich Insurance Group Ltd.	NO	11
		00000					Zurich Brasil Capitalizacao S.A	.BRA	OTH	Zurich Versicherungs-Gesellschaft AG	Ownership	100.000	Zurich Insurance Group Ltd.	NO	11
		00000					Zurich Brasil Companhia de Seguros	.BRA	OTH	Zurich Minas Brasil Seguros S.A.	Ownership	100.000	Zurich Insurance Group Ltd.	NO	11
		00000					Zurich Building Control Services Limited	.GBR	OTH	Zurich Holdings (UK) Limited	Ownership	100.000	Zurich Insurance Group Ltd.	NO	11
		00000					Zurich Canadian Holdings Limited	.CAN	OTH	Zurich Insurance Company Ltd, Canadian Branch	Ownership	68.819	Zurich Insurance Group Ltd.	NO	11
		00000					Zurich Canadian Holdings Limited	.CAN	OTH	Zurich Versicherungs-Gesellschaft AG	Ownership	31.181	Zurich Insurance Group Ltd.	NO	11
		00000					Zurich Commercial Services (Europe) GmbH	.DEU	OTH	Zürich Beteiligungs-Aktiengesellschaft (Deutschland)	Ownership	100.000	Zurich Insurance Group Ltd.	NO	11
		00000					Zurich Community Trust (UK) Limited	.GBR	OTH	Zurich Financial Services (UKISA) Limited	Ownership	50.000	Zurich Insurance Group Ltd.	NO	11

98.11

ANNUAL STATEMENT FOR THE YEAR 2024 OF THE FARMERS CASUALTY INSURANCE COMPANY

SCHEDULE Y

PART 1A - DETAIL OF INSURANCE HOLDING COMPANY SYSTEM

1	2	3	4	5	6	7	8	9	10	11	12	13	14	15	16
Group Code	Group Name	NAIC Company Code	ID Number	Federal RSSD	CIK	Name of Securities Exchange if Publicly Traded (U.S. or International)	Names of Parent, Subsidiaries Or Affiliates	Domi-ciliary Location	Relation-ship to Reporting Entity	Directly Controlled by (Name of Entity/Person)	Type of Control (Ownership, Board, Management, Attorney-in-Fact, Influence, Other)	If Control is Ownership Provide Percentage	Ultimate Controlling Entity(ies)/Person(s)	Is an SCA Filing Re-quired? (Yes/No)	*
		00000					Zurich Community Trust (UK) Limited Zurich Compania de Reaseguros Argentina S.A.	GBR	OTH	Zurich Financial Services (UKISA) Nominees Limited	Ownership	50.000	Zurich Insurance Group Ltd.	NO	11
		00000					Zurich Compania de Reaseguros Argentina S.A.	ARG	OTH	Inversiones Suizo-Argentina S.A.	Ownership	95.000	Zurich Insurance Group Ltd.	NO	11
		00000					Zurich Compania de Seguros, S.A.	ARG	OTH	Zurich Versicherungs-Gesellschaft AG	Ownership	5.000	Zurich Insurance Group Ltd.	NO	11
		00000					Zurich Corredora de Bolsa S.A.	MEX	OTH	Zurich Versicherungs-Gesellschaft AG	Ownership	99.883	Zurich Insurance Group Ltd.	NO	11
		00000					Zurich Corredora de Bolsa S.A.	CHL	OTH	Inversiones Suizo Chilena S.A.	Ownership	99.000	Zurich Insurance Group Ltd.	NO	11
		00000					Zurich Cover-More Global Travel, Inc.	CHL	OTH	Zurich Investments Chile S.A.	Ownership	1.000	Zurich Insurance Group Ltd.	NO	11
		00000					Zurich Customer Active Management, d.o.o.	DE	OTH	Zurich Holding Company of America, Inc.	Ownership	100.000	Zurich Insurance Group Ltd.	NO	11
		00000	36-4412924				Zurich CZI Management Holding Ltd.	SVN	OTH	Zürich Versicherungs-Gesellschaft AG	Ownership	100.000	Zurich Insurance Group Ltd.	YES	11
		00000					Zurich Deutscher Herold Lebensversicherung Aktiengesellschaft	DE	OTH	Zurich Global Investment Management Inc.	Ownership	100.000	Zurich Insurance Group Ltd.	NO	11
		00000					Zurich Deutscher Herold Lebensversicherung Aktiengesellschaft	DEU	OTH	Deutscher Herold Aktiengesellschaft	Ownership	67.540	Zurich Insurance Group Ltd.	NO	11
		00000	95-4773780				Zurich E&S Insurance Brokerage, Inc.	DEU	OTH	Zurich Beteiligungs-Aktiengesellschaft (Deutschland)	Ownership	32.460	Zurich Insurance Group Ltd.	NO	11
		00000					Zurich Employment Services Limited	CA	OTH	Zurich American Insurance Company	Ownership	100.000	Zurich Insurance Group Ltd.	NO	11
		00000					Zurich Engineering Inspection Services Ireland Limited	GBR	OTH	Zurich Financial Services (UKISA) Limited	Ownership	100.000	Zurich Insurance Group Ltd.	NO	11
		00000					Zurich Eurolife S.A.	IRL	OTH	Zurich Insurance plc	Ownership	100.000	Zurich Insurance Group Ltd.	NO	11
		00000					Zurich Eurolife S.A.	LUX	OTH	Zurich Lebensversicherungs-Gesellschaft AG	Ownership	90.000	Zurich Insurance Group Ltd.	NO	11
		00000	AA-0053640				Zurich F&I Reinsurance T&C Limited	LUX	OTH	Zurich Versicherungs-Gesellschaft AG	Ownership	10.000	Zurich Insurance Group Ltd.	NO	11
		00000	AA-0053640				Zurich F&I Reinsurance T&C Limited	TCA	OTH	Universal Underwriters Service Corporation	Ownership	100.000	Zurich Insurance Group Ltd.	NO	11
		00000					Zurich Fianzas Mexico, S.A.DE C.V.	TCA	OTH	Zurich Agency Services Inc.	Ownership	0.001	Zurich Insurance Group Ltd.	NO	11
		00000					Zurich Finance (Australia) Limited	MEX	OTH	Zurich Versicherungs-Gesellschaft AG	Ownership	100.000	Zurich Insurance Group Ltd.	NO	11
		00000					Zurich Finance (Ireland) DAC	AUS	OTH	Zürich Versicherungs-Gesellschaft AG	Ownership	100.000	Zurich Insurance Group Ltd.	NO	11
		00000					Zurich Finance (Ireland) II DAC	IRL	OTH	Zürich Versicherungs-Gesellschaft AG	Ownership	100.000	Zurich Insurance Group Ltd.	NO	11
		00000					Zurich Finance (UK) plc	IRL	OTH	Zürich Versicherungs-Gesellschaft AG	Ownership	100.000	Zurich Insurance Group Ltd.	NO	11
		00000					Zurich Finance (UK) plc	GBR	OTH	Zurich Financial Services (UKISA) Limited	Ownership	99.998	Zurich Insurance Group Ltd.	NO	11
		00000					Zurich Finance Company Ltd	GBR	OTH	Zurich Financial Services (UKISA) Nominees Limited	Ownership	0.002	Zurich Insurance Group Ltd.	NO	11
		00000					Zurich Financial Services (Isle of Man) Group Services Limit	CHE	OTH	Zurich Versicherungs-Gesellschaft AG	Ownership	100.000	Zurich Insurance Group Ltd.	NO	11
		00000					Zurich Financial Services (Isle of Man) Holdings Limited	GBR	OTH	Zurich Versicherungs-Gesellschaft AG	Ownership	100.000	Zurich Insurance Group Ltd.	NO	11
		00000					Zurich Financial Services (Isle of Man) Insurance Manager Lt	GBR	OTH	Zurich Versicherungs-Gesellschaft AG	Ownership	100.000	Zurich Insurance Group Ltd.	NO	11
		00000					Zurich Financial Services (UKISA) Limited	GBR	OTH	Zurich Versicherungs-Gesellschaft AG	Ownership	100.000	Zurich Insurance Group Ltd.	NO	11
		00000					Zurich Financial Services (UKISA) Limited	GBR	OTH	Allied Zurich Holdings Limited	Ownership	90.316	Zurich Insurance Group Ltd.	NO	11
		00000					Zurich Financial Services (UKISA) Nominees Limited	GBR	OTH	Zurich Insurance plc	Ownership	9.684	Zurich Insurance Group Ltd.	NO	11
		00000	AA-1930995				Zurich Financial Services Australia Limited	GBR	OTH	Zurich Financial Services (UKISA) Limited	Ownership	100.000	Zurich Insurance Group Ltd.	NO	11
		00000					Zurich Financial Services EUB Holdings Limited	AUS	OTH	Zurich Versicherungs-Gesellschaft AG	Ownership	100.000	Zurich Insurance Group Ltd.	NO	11
		00000					Zurich Financial Services EUB Holdings Limited	IRL	OTH	Zurich Ins Group	Ownership	0.083	Zurich Insurance Group Ltd.	NO	11
		00000					Zurich Financial Services UK Pension Trustee Limited	IRL	OTH	Zurich Insurance Group Ltd.	Ownership	99.917	Zurich Insurance Group Ltd.	NO	11
		00000					Zurich Financial Services UK Pension Trustee Limited	GBR	OTH	Zurich Financial Services (UKISA) Limited	Ownership	99.000	Zurich Insurance Group Ltd.	NO	11

ANNUAL STATEMENT FOR THE YEAR 2024 OF THE FARMERS CASUALTY INSURANCE COMPANY

SCHEDULE Y

PART 1A - DETAIL OF INSURANCE HOLDING COMPANY SYSTEM

1	2	3	4	5	6	7	8	9	10	11	12	13	14	15	16
Group Code	Group Name	NAIC Company Code	ID Number	Federal RSSD	CIK	Name of Securities Exchange if Publicly Traded (U.S. or International)	Names of Parent, Subsidiaries Or Affiliates	Domi-ciliary Location	Relation-ship to Reporting Entity	Directly Controlled by (Name of Entity/Person)	Type of Control (Ownership, Board, Management, Attorney-in-Fact, Influence, Other)	If Control is Ownership Provide Percentage	Ultimate Controlling Entity(ies)/Person(s)	Is an SCA Filing Re-quired? (Yes/No)	*
		00000					Zurich Finanz-Gesellschaft AG	.CHE	OTH	Zurich Versicherungs-Gesellschaft AG	Ownership	100.000	Zurich Insurance Group Ltd.	NO	11
		00000					Zurich General Insurance (Hong Kong) Limited	.HKG	OTH	Zurich Insurance Company Ltd, Hong Kong Branch	Ownership	100.000	Zurich Insurance Group Ltd.	NO	11
		00000					Zurich General Insurance Company (China) Limited	.CHN	OTH	Zurich Versicherungs-Gesellschaft AG	Ownership	100.000	Zurich Insurance Group Ltd.	NO	11
		00000					Zurich General Insurance Malaysia Berhad	.MYS	OTH	Zürich Versicherungs-Gesellschaft AG	Ownership	100.000	Zurich Insurance Group Ltd.	NO	11
		00000					Zurich General Partner (Scotland) Ltd	.GBR	OTH	Allied Zurich Holdings Limited	Ownership	100.000	Zurich Insurance Group Ltd.	NO	11
		00000					Zurich General Takaful Malaysia Berhad	.MYS	OTH	Zurich Holdings Malaysia Berhad	Ownership	100.000	Zurich Insurance Group Ltd.	NO	11
		00000					Zurich GL Servicios Mexico, S.A. de C.V.	.MEX	OTH	Zurich Compania de Seguros, S.A.	Ownership	5.000	Zurich Insurance Group Ltd.	NO	11
		00000					Zurich GL Servicios Mexico, S.A. de C.V.	.MEX	OTH	Zurich Vida, Compañia de Seguros, S.A.	Ownership	95.000	Zurich Insurance Group Ltd.	NO	11
		00000					Zurich Global Corporate UK Limited	.GBR	OTH	Zurich Holdings (UK) Limited	Ownership	100.000	Zurich Insurance Group Ltd.	NO	11
		00000	04-3729755				Zurich Global Investment Management Inc.	.DE	OTH	Zurich Holding Company of America, Inc.	Ownership	100.000	Zurich Insurance Group Ltd.	NO	11
		00000	AA-3190947				Zurich Global Ventures MGA Solutions (SA)	.BEL	OTH	Zürich Versicherungs-Gesellschaft AG	Ownership	100.000	Zurich Insurance Group Ltd.	NO	11
		00000					Zurich Global, Ltd.	.BMU	OTH	Zurich Holding Company of America, Inc.	Ownership	100.000	Zurich Insurance Group Ltd.	NO	11
		00000					Zurich Group Pension Services (UK) Ltd	.GBR	OTH	Zurich Assurance Ltd	Ownership	100.000	Zurich Insurance Group Ltd.	NO	11
		00000					Zurich GSG Limited	.GBR	OTH	Zurich GSH Limited	Ownership	100.000	Zurich Insurance Group Ltd.	NO	11
		00000					Zurich GSH Limited	.GBR	OTH	Zurich Holdings (UK) Limited	Ownership	100.000	Zurich Insurance Group Ltd.	NO	11
		00000	36-3096373				Zurich Holding Company of America, Inc.	.DE	OTH	Zurich Versicherungs-Gesellschaft AG	Ownership	100.000	Zurich Insurance Group Ltd.	NO	11
		00000					Zurich Holding Ireland Limited	.IRL	OTH	Zurich Versicherungs-Gesellschaft AG	Ownership	100.000	Zurich Insurance Group Ltd.	NO	11
		00000					Zurich Holdings (UK) Limited	.GBR	OTH	Zurich Versicherungs-Gesellschaft AG	Ownership	100.000	Zurich Insurance Group Ltd.	NO	11
		00000					Zurich Immobilien (Deutschland) AG & Co. KG	.DEU	OTH	Zurich Immobilien-treuhand (Deutschland) GmbH	Ownership	0.000	Zurich Insurance Group Ltd.	NO	11
		00000					Zurich Immobilien Liegenschaftsverwaltungs-GesmbH	.AUT	OTH	Zurich Versicherungs-Gesellschaft AG	Ownership	100.000	Zurich Insurance Group Ltd.	NO	11
		00000					Zurich Immobilien-treuhand (Deutschland) GmbH	.DEU	OTH	Zurich Deutscher Herold Lebensversicherung Aktiengesellschaf	Ownership	100.000	Zurich Insurance Group Ltd.	NO	11
		00000					Zurich Insurance Company (U.K.) Limited	.GBR	OTH	Zurich Versicherungs-Gesellschaft AG	Ownership	100.000	Zurich Insurance Group Ltd.	NO	7
		00000					Zurich Insurance Company Escritorio de Representacao no Bras	.BRA	OTH	Zurich Versicherungs-Gesellschaft AG	Ownership	100.000	Zurich Insurance Group Ltd.	NO	7
		00000					Zurich Insurance Company Ltd., Representative Office Buenos Aires	.ARG	OTH	Zurich Versicherungs-Gesellschaft AG	Ownership	100.000	Zurich Insurance Group Ltd.	NO	11
		00000			0001127799	SIX Swiss Exchange	Zurich Insurance Group Ltd.	.CHE	OTH	Board of Directors	Board		Shareholders	NO	11
		00000					Zurich Insurance Holdings (Hong Kong) Limited	.HKG	OTH	Zurich Versicherungs-Gesellschaft AG	Ownership	100.000	Zurich Insurance Group Ltd.	NO	11
		00000					Zurich Insurance Malaysia Berhad	.MYS	OTH	Zurich Versicherungs-Gesellschaft AG	Ownership	100.000	Zurich Insurance Group Ltd.	NO	11
		00000	AA-1780059				Zurich Insurance plc	.IRL	OTH	Zurich Beteiligungs-Aktiengesellschaft (Deutschland)	Ownership	25.074	Zurich Insurance Group Ltd.	NO	11
		00000	AA-1780059				Zurich Insurance plc	.IRL	OTH	Zurich Holding Ireland Limited	Ownership	70.405	Zurich Insurance Group Ltd.	NO	11
		00000	AA-1780059				Zurich Insurance plc	.IRL	OTH	Zurich Insurance Company Ltd - Rappresentanza Generale per I	Ownership	4.521	Zurich Insurance Group Ltd.	NO	11
		00000					Zurich Insurance plc, Representative Office Buenos Aires	.ARG	OTH	Zurich Insurance plc	Ownership	100.000	Zurich Insurance Group Ltd.	NO	11
		00000					Zurich Intermediary Group Limited	.GBR	OTH	Zurich Financial Services (UKISA) Limited	Ownership	99.999	Zurich Insurance Group Ltd.	NO	11
		00000					Zurich Intermediary Group Limited	.GBR	OTH	Zurich Financial Services (UKISA) Nominees Limited	Ownership	0.001	Zurich Insurance Group Ltd.	NO	11
		00000	AA-1120018				Zurich International (UK) Limited	.GBR	OTH	Zurich Holdings (UK) Limited	Ownership	100.000	Zurich Insurance Group Ltd.	NO	11
		00000					Zurich International Life Limited	.GBR	OTH	Zurich Versicherungs-Gesellschaft AG	Ownership	100.000	Zurich Insurance Group Ltd.	NO	11
		00000					Zurich International Pensions Administration Limited	.IMN	OTH	Zurich International Life Limited	Ownership	100.000	Zurich Insurance Group Ltd.	NO	11
		00000					Zurich Invest AG	.CHE	OTH	Zurich Versicherungs-Gesellschaft AG	Ownership	100.000	Zurich Insurance Group Ltd.	NO	11
		00000					Zurich Investment Management Limited	.AUS	OTH	Zurich Australia Limited	Ownership	100.000	Zurich Insurance Group Ltd.	NO	11

ANNUAL STATEMENT FOR THE YEAR 2024 OF THE FARMERS CASUALTY INSURANCE COMPANY

SCHEDULE Y

PART 1A - DETAIL OF INSURANCE HOLDING COMPANY SYSTEM

1	2	3	4	5	6	7	8	9	10	11	12	13	14	15	16
Group Code	Group Name	NAIC Company Code	ID Number	Federal RSSD	CIK	Name of Securities Exchange if Publicly Traded (U.S. or International)	Names of Parent, Subsidiaries Or Affiliates	Domi-ciliary Location	Relation-ship to Reporting Entity	Directly Controlled by (Name of Entity/Person)	Type of Control (Ownership, Board, Management, Attorney-in-Fact, Influence, Other)	If Control is Ownership Provide Percentage	Ultimate Controlling Entity(ies)/Person(s)	Is an SCA Filing Re-quired? (Yes/No)	*
		00000					Zurich Investment Services Limited	.BMU	OTH	Zurich Finance Company Ltd	Ownership	100.000	Zurich Insurance Group Ltd	NO	11
		00000					Zurich Investments Life S.p.A.	.ITA	OTH	Zurich Insurance Company Ltd - Rappresentanza Generale per l	Ownership	100.000	Zurich Insurance Group Ltd	NO	11
		00000					ZURICH IRELAND MASTER TRUSTEE DESIGNATED ACTIVITY COMPANY	.IRL	OTH	Zurich Life Assurance plc	Ownership	100.000	Zurich Insurance Group Ltd	NO	11
		00000					Zurich Italy S.p.A.	.ITA	OTH	Zürich Versicherungs-Gesellschaft AG	Ownership	100.000	Zurich Insurance Group Ltd	NO	11
		00000					Zurich JVCompany Servicios Mexico, S.A. DE C.V.	.MEX	OTH	Zurich Santander Seguros Mexico, S.A.	Ownership	99.998	Zurich Insurance Group Ltd	NO	11
		00000					Zurich JVCompany Servicios Mexico, S.A. DE C.V.	.MEX	OTH	Zurich Vida, Compania de Seguros, S.A.	Ownership	0.002	Zurich Insurance Group Ltd	NO	11
		00000					Zurich Kotak General Insurance Company (India) Limited	.IND	OTH	Zurich Shared Services Malaysia Sdn Bhd	Ownership	0.000	Zurich Insurance Group Ltd	NO	11
		00000					Zurich Kotak General Insurance Company (India) Limited	.IND	OTH	Zürich Versicherungs-Gesellschaft AG	Ownership	70.000	Zurich Insurance Group Ltd	NO	11
		00000					Zurich Kotak General Insurance Company (India) Limited	.IND	OTH	Zurich Finance Company AG	Ownership	0.000	Zurich Insurance Group Ltd	NO	11
		00000					Zurich Kotak General Insurance Company (India) Limited	.IND	OTH	Zurich Services Malaysia Sdn Bhd	Ownership	0.000	Zurich Insurance Group Ltd	NO	11
		00000					Zurich Kotak General Insurance Company (India) Limited	.IND	OTH	Zurich Australian Insurance Properties Pty Limited	Ownership	0.000	Zurich Insurance Group Ltd	NO	11
		00000					Zurich Kotak General Insurance Company (India) Limited	.IND	OTH	Zurich Insurance Mobile Solutions AG	Ownership	0.000	Zurich Insurance Group Ltd	NO	11
		00000					Zurich Kunden Center GmbH	.DEU	OTH	Zurich Beteiligungs-Aktiengesellschaft (Deutschland)	Ownership	100.000	Zurich Insurance Group Ltd	NO	11
		00000	26-0530367				Zurich Latin America Corporation	.FL	OTH	Zurich Holding Company of America, Inc.	Ownership	100.000	Zurich Insurance Group Ltd	NO	11
		00000					Zurich Latin America Holding S.L. - Sociedad Unipersonal	.ESP	OTH	Zurich Lebensversicherungs-Gesellschaft AG	Ownership	100.000	Zurich Insurance Group Ltd	NO	11
		00000					Zurich Latin American Services S.A.	.ARG	OTH	Inversiones Suizo-Argentina S.A.	Ownership	6.320	Zurich Insurance Group Ltd	NO	11
		00000					Zurich Latin American Services S.A.	.ARG	OTH	Zurich Versicherungs-Gesellschaft AG	Ownership	93.680	Zurich Insurance Group Ltd	NO	11
		00000					Zurich Lebensversicherungs-Gesellschaft AG	.CHE	OTH	Zurich Versicherungs-Gesellschaft AG	Ownership	100.000	Zurich Insurance Group Ltd	NO	11
		00000					Zurich Legacy Solutions Services (UK) Limited	.GBR	OTH	Zurich Versicherungs-Gesellschaft AG	Ownership	100.000	Zurich Insurance Group Ltd	YES	11
		00000					Zurich Life Assurance plc	.IRL	OTH	Zurich Holding Ireland Limited	Ownership	100.000	Zurich Insurance Group Ltd	NO	11
		00000					Zurich Life Insurance (Hong Kong) Limited	.HKG	OTH	Zürich Versicherungs-Gesellschaft AG	Ownership	100.000	Zurich Insurance Group Ltd	NO	11
		00000					Zurich Life Insurance Company Ltd., Representative office Buenos Aires	.ARG	OTH	Zurich Lebensversicherungs-Gesellschaft AG	Ownership	100.000	Zurich Insurance Group Ltd	NO	11
		00000					Zurich Life Preparatory Japan Co. Ltd.	.JPN	OTH	Zürich Lebensversicherungs-Gesellschaft AG	Ownership	100.000	Zurich Insurance Group Ltd	NO	11
		00000					Zurich LivellWell Services and Solutions AG	.CHE	OTH	Zürich Versicherungs-Gesellschaft AG	Ownership	100.000	Zurich Insurance Group Ltd	NO	11
		00000					Zurich Management (Bermuda) Ltd	.BMU	OTH	Zurich Versicherungs-Gesellschaft AG	Ownership	100.000	Zurich Insurance Group Ltd	NO	11
		00000					Zurich Management Services Limited	.GBR	OTH	Zurich Holdings (UK) Limited	Ownership	100.000	Zurich Insurance Group Ltd	NO	11
		00000					Zurich Medical Analytics Pty Ltd	.AUS	OTH	Zürich Versicherungs-Gesellschaft AG	Ownership	100.000	Zurich Insurance Group Ltd	NO	11
		00000					Zurich Minas Brasil Seguros S.A.	.BRA	OTH	Zurich Versicherungs-Gesellschaft AG	Ownership	100.000	Zurich Insurance Group Ltd	NO	11
		00000					Zurich Pension Trustees Ireland Limited	.IRL	OTH	Zurich Insurance plc	Ownership	50.000	Zurich Insurance Group Ltd	NO	11
		00000					Zurich Pension Trustees Ireland Limited	.IRL	OTH	Zurich Trustee Services Limited	Ownership	50.000	Zurich Insurance Group Ltd	NO	11
		00000					Zurich Pension Trustees Limited	.GBR	OTH	Zurich Assurance Ltd	Ownership	100.000	Zurich Insurance Group Ltd	NO	11
		00000					Zurich Pensions Management Limited	.GBR	OTH	Allied Dunbar Assurance plc	Ownership	100.000	Zurich Insurance Group Ltd	NO	11
		00000					Zurich Pensionskassen-Beratung AG	.CHE	OTH	Zurich Lebensversicherungs-Gesellschaft AG	Ownership	100.000	Zurich Insurance Group Ltd	NO	11
		00000					Zurich Professional Limited	.GBR	OTH	Zurich Holdings (UK) Limited	Ownership	100.000	Zurich Insurance Group Ltd	NO	11
		00000					Zurich Project Finance (UK) Limited	.GBR	OTH	Zürich Versicherungs-Gesellschaft AG	Ownership	100.000	Zurich Insurance Group Ltd	NO	11



ANNUAL STATEMENT FOR THE YEAR 2024 OF THE FARMERS CASUALTY INSURANCE COMPANY

**SCHEDULE Y**

**PART 1A - DETAIL OF INSURANCE HOLDING COMPANY SYSTEM**

1	2	3	4	5	6	7	8	9	10	11	12	13	14	15	16
Group Code	Group Name	NAIC Company Code	ID Number	Federal RSSD	CIK	Name of Securities Exchange if Publicly Traded (U.S. or International)	Names of Parent, Subsidiaries Or Affiliates	Domiciliary Location	Relationship to Reporting Entity	Directly Controlled by (Name of Entity/Person)	Type of Control (Ownership, Board, Management, Attorney-in-Fact, Influence, Other)	If Control is Ownership Provide Percentage	Ultimate Controlling Entity(ies)/Person(s)	Is an SCA Filing Required? (Yes/No)	*
		00000					Zurich Properties Pty Limited	.AUS	OTH	Zurich Australia Limited	Ownership	40.001	Zurich Insurance Group Ltd.	NO	11
		00000					Zurich Properties Pty Limited	.AUS	OTH	Zurich Australian Insurance Limited	Ownership	59.999	Zurich Insurance Group Ltd.	NO	11
		00000					Zurich Property Services Malaysia Sdn Bhd	.MYS	OTH	Zurich Versicherungs-Gesellschaft AG	Ownership	100.000	Zurich Insurance Group Ltd.	NO	11
		00000	30-0165071				Zurich Realty, Inc.	.MD	OTH	Zurich Holding Company of America, Inc. Zurich Beteiligungs-Aktiengesellschaft (Deutschland)	Ownership	100.000	Zurich Insurance Group Ltd.	NO	11
		00000					Zurich Rechtsschutz-Schadenservice GmbH	.DEU	OTH	Zurich Lebensversicherungs-Gesellschaft AG	Ownership	100.000	Zurich Insurance Group Ltd.	NO	11
		00000					Zurich Resseguradora Brasil S.A.	.BRA	OTH		Ownership	0.001	Zurich Insurance Group Ltd.	NO	11
		00000					Zurich Resseguradora Brasil S.A.	.BRA	OTH	Zurich Versicherungs-Gesellschaft AG	Ownership	99.999	Zurich Insurance Group Ltd.	NO	11
		00000					Zurich Risk Management Services (India) Private Limited	.IND	OTH	Zürich Rückversicherungs-Gesellschaft AG	Ownership	1.000	Zurich Insurance Group Ltd.	NO	11
		00000					Zurich Risk Management Services (India) Private Limited	.IND	OTH	Zurich Versicherungs-Gesellschaft AG	Ownership	99.000	Zurich Insurance Group Ltd.	NO	11
		00000					Zurich Rückversicherungs-Gesellschaft AG	.CHE	OTH	Zurich Versicherungs-Gesellschaft AG	Ownership	100.000	Zurich Insurance Group Ltd.	NO	11
		00000					Zurich Sander Vermögensverwaltungs AG (Deutschland)	.DEU	OTH	Zürich Beteiligungs-Aktiengesellschaft (Deutschland)	Ownership	32.460	Zurich Insurance Group Ltd.	NO	11
		00000					Zurich Sander Vermögensverwaltungs AG (Deutschland)	.DEU	OTH	Deutscher Herold Aktiengesellschaft Zurich Santander Brasil Seguros e Previd ncia S.A.	Ownership	67.540	Zurich Insurance Group Ltd.	NO	11
		00000					Zurich Santander Brasil Odonto LTDA.	.BRA	OTH	Previd ncia S.A.	Ownership	99.000	Zurich Insurance Group Ltd.	NO	11
		00000					Zurich Santander Brasil Odonto LTDA.	.BRA	OTH	Zurich Santander Brasil Seguros S.A.	Ownership	1.000	Zurich Insurance Group Ltd.	NO	11
		00000					Zurich Santander Brasil Seguros e Previd ncia S.A.	.BRA	OTH	Zurich Latin America Holding S.L. - Sociedad Unipersonal	Ownership	0.220	Zurich Insurance Group Ltd.	NO	11
		00000					Zurich Santander Brasil Seguros e Previd ncia S.A.	.BRA	OTH	Zurich Santander Holding (Spain), S.L. Zurich Santander Brasil Seguros e Previd ncia S.A.	Ownership	99.568	Zurich Insurance Group Ltd.	NO	11
		00000					Zurich Santander Brasil Seguros S.A.	.BRA	OTH	Previd ncia S.A.	Ownership	100.000	Zurich Insurance Group Ltd.	NO	11
		00000					Zurich Santander Holding (Spain), S.L.	.ESP	OTH	Zurich Santander Insurance America, S.L.	Ownership	100.000	Zurich Insurance Group Ltd.	NO	11
		00000					Zurich Santander Holding Dos (Spain), S.L.	.ESP	OTH	Zurich Santander Insurance America, S.L. Zurich Latin America Holding S.L. - Sociedad Unipersonal	Ownership	100.000	Zurich Insurance Group Ltd.	NO	11
		00000					Zurich Santander Insurance America, S.L.	.ESP	OTH	Inversiones ZS America SpA	Ownership	51.000	Zurich Insurance Group Ltd.	NO	11
		00000					Zurich Santander Seguros Argentina S.A.	.ARG	OTH	Zurich Santander Insurance America, S.L.	Ownership	4.000	Zurich Insurance Group Ltd.	NO	11
		00000					Zurich Santander Seguros Argentina S.A.	.ARG	OTH	Zurich Santander Insurance America, S.L.	Ownership	96.000	Zurich Insurance Group Ltd.	NO	11
		00000					Zurich Santander Seguros de Vida Chile S.A.	.CHL	OTH	Inversiones ZS America Dos Limitada	Ownership	99.782	Zurich Insurance Group Ltd.	NO	11
		00000					Zurich Santander Seguros de Vida Chile S.A.	.CHL	OTH	Inversiones ZS America SpA	Ownership	0.218	Zurich Insurance Group Ltd.	NO	11
		00000					Zurich Santander Seguros Generales Chile S.A.	.CHL	OTH	Inversiones ZS America Dos Limitada	Ownership	99.505	Zurich Insurance Group Ltd.	NO	11
		00000					Zurich Santander Seguros Generales Chile S.A.	.CHL	OTH	Inversiones ZS America SpA	Ownership	0.495	Zurich Insurance Group Ltd.	NO	11
		00000					Zurich Santander Seguros Mexico, S.A.	.MEX	OTH	Inversiones ZS America SpA	Ownership	0.001	Zurich Insurance Group Ltd.	NO	11
		00000					Zurich Santander Seguros Mexico, S.A.	.MEX	OTH	Zurich Santander Insurance America, S.L.	Ownership	99.999	Zurich Insurance Group Ltd.	NO	11
		00000					Zurich Schweiz Services AG	.CHE	OTH	Zürich Versicherungs-Gesellschaft AG	Ownership	100.000	Zurich Insurance Group Ltd.	NO	11
		00000					Zurich Seguros Ecuador, S.A.	.ECU	OTH	Zürich Versicherungs-Gesellschaft AG	Ownership	100.000	Zurich Insurance Group Ltd.	NO	11
		00000					Zurich Seguros Rentas Vitalicias Chile S.A.	.CHL	OTH	Zurich Servicios e Inversiones S.A.	Ownership	0.010	Zurich Insurance Group Ltd.	NO	11
		00000					Zurich Service GmbH	.DEU	OTH	Zurich Versicherungs-Aktiengesellschaft Zurich Financial Services Australia Limited	Ownership	100.000	Zurich Insurance Group Ltd.	NO	11
		00000					Zurich Services (Australia) Pty Limited	.AUS	OTH	Zurich Insurance Holdings (Hong Kong) Limited	Ownership	99.997	Zurich Insurance Group Ltd.	NO	11
		00000					Zurich Services (Hong Kong) Limited	.HKG	OTH	Zürich Versicherungs-Gesellschaft AG	Ownership	0.003	Zurich Insurance Group Ltd.	NO	11
		00000					Zurich Services (Hong Kong) Limited	.HKG	OTH		Ownership		Zurich Insurance Group Ltd.	NO	11

ANNUAL STATEMENT FOR THE YEAR 2024 OF THE FARMERS CASUALTY INSURANCE COMPANY

SCHEDULE Y

PART 1A - DETAIL OF INSURANCE HOLDING COMPANY SYSTEM

1	2	3	4	5	6	7	8	9	10	11	12	13	14	15	16
Group Code	Group Name	NAIC Company Code	ID Number	Federal RSSD	CIK	Name of Securities Exchange if Publicly Traded (U.S. or International)	Names of Parent, Subsidiaries Or Affiliates	Domi-ciliary Location	Relation-ship to Reporting Entity	Directly Controlled by (Name of Entity/Person)	Type of Control (Ownership, Board, Management, Attorney-in-Fact, Influence, Other)	If Control is Ownership Provide Percentage	Ultimate Controlling Entity(ies)/Person(s)	Is an SCA Filing Re-quired? (Yes/No)	*
		00000				Zurich Services A.I.E.	Zurich Services A.I.E.	.ESP	OTH	AIDE Asistencia Seguros y Reaseguros, S.A. - Sociedad Uniper	Ownership	0.001	Zurich Insurance Group Ltd.	NO	11
		00000				Zurich Services A.I.E.	Zurich Services A.I.E.	.ESP	OTH	Bansabadell Pensiones, E.G.F.P, S.A.	Ownership	0.001	Zurich Insurance Group Ltd.	NO	11
		00000				Zurich Services A.I.E.	Zurich Services A.I.E.	.ESP	OTH	Bansabadell Seguros Generales, S.A. de Seguros y Reaseguros	Ownership	0.001	Zurich Insurance Group Ltd.	NO	11
		00000				Zurich Services A.I.E.	Zurich Services A.I.E.	.ESP	OTH	Bansabadell Vida S.A. de Seguros y Reaseguros	Ownership	0.001	Zurich Insurance Group Ltd.	NO	11
		00000				Zurich Services A.I.E.	Zurich Services A.I.E.	.ESP	OTH	Zurich Insurance plc, Sucursal en Espana	Ownership	97.180	Zurich Insurance Group Ltd.	NO	11
		00000				Zurich Services A.I.E.	Zurich Services A.I.E.	.ESP	OTH	Zurich Vida, Compania de Seguros y Reaseguros, S.A. - Sociad	Ownership	2.816	Zurich Insurance Group Ltd.	NO	11
		00000				Zurich Services Company (Pty) Ltd	Zurich Services Company (Pty) Ltd	.AUS	OTH	Zürich Versicherungs-Gesellschaft AG	Ownership	100.000	Zurich Insurance Group Ltd.	NO	11
		00000	35-2546417			Zurich Services US. LLC	Zurich Services US. LLC	.DE	OTH	Farmers Group, Inc.	Ownership	50.000	Zurich Insurance Group Ltd.	NO	11
		00000	35-2546417			Zurich Services US. LLC	Zurich Services US. LLC	.DE	OTH	Zurich Holding Company of America, Inc.	Ownership	50.000	Zurich Insurance Group Ltd.	NO	11
		00000				Zurich Servicios de Mexico, S.A. de C.V.	Zurich Servicios de Mexico, S.A. de C.V.	.MEX	OTH	Zurich Vida, Compania de Seguros, S.A.	Ownership	90.000	Zurich Insurance Group Ltd.	NO	11
		00000				Zurich Servicios de Mexico, S.A. de C.V.	Zurich Servicios de Mexico, S.A. de C.V.	.MEX	OTH	Zurich, Compania de Seguros, S.A.	Ownership	10.000	Zurich Insurance Group Ltd.	NO	11
		00000				ZURICH SERVICIOS DIRECTO ESPAÑA, S.L.	ZURICH SERVICIOS DIRECTO ESPAÑA, S.L.	.ESP	OTH	Zurich Insurance Mobile Solutions AG	Ownership	100.000	Zurich Insurance Group Ltd.	NO	11
		00000				Zurich Servicios y Soporte México, S.A. de C.V.	Zurich Servicios y Soporte México, S.A. de C.V.	.MEX	OTH	Zürich Lebensversicherungs-Gesellschaft AG	Ownership	0.020	Zurich Insurance Group Ltd.	NO	11
		00000				Zurich Servicios y Soporte México, S.A. de C.V.	Zurich Servicios y Soporte México, S.A. de C.V.	.MEX	OTH	Zürich Versicherungs-Gesellschaft AG	Ownership	99.980	Zurich Insurance Group Ltd.	NO	11
		00000				Zurich Shared Services S.A.	Zurich Shared Services S.A.	.CHL	OTH	Inversiones Suizo Chilena S.A.	Ownership	99.987	Zurich Insurance Group Ltd.	NO	11
		00000				Zurich Shared Services S.A.	Zurich Shared Services S.A.	.CHL	OTH	Zurich Investments Chile S.A.	Ownership	0.013	Zurich Insurance Group Ltd.	NO	11
		00000				Zurich Sigorta A.S.	Zurich Sigorta A.S.	.TUR	OTH	Zurich Versicherungs-Gesellschaft AG	Ownership	100.000	Zurich Insurance Group Ltd.	NO	8
		00000				Zurich Small Amount and Short Term Insurance Ltd	Zurich Small Amount and Short Term Insurance Ltd	.JPN	OTH	Zürich Versicherungs-Gesellschaft AG	Ownership	100.000	Zurich Insurance Group Ltd.	NO	9
		00000				Zurich South America Invest AB	Zurich South America Invest AB	.SWE	OTH	Zurich Versicherungs-Gesellschaft AG	Ownership	100.000	Zurich Insurance Group Ltd.	NO	11
		00000				Zurich Specialties London Limited	Zurich Specialties London Limited	.GBR	OTH	Zurich Holdings (UK) Limited	Ownership	100.000	Zurich Insurance Group Ltd.	NO	11
		00000				Zurich Structured Finance, Inc.	Zurich Structured Finance, Inc.	.DE	OTH	Zurich Finance Company Ltd	Ownership	100.000	Zurich Insurance Group Ltd.	NO	11
		00000				Zurich Takaful Malaysia Berhad (ZTMB)	Zurich Takaful Malaysia Berhad (ZTMB)	.MYS	OTH	Zurich Versicherungs-Gesellschaft AG	Ownership	100.000	Zurich Insurance Group Ltd.	NO	11
		00000				Zurich Technical and Consulting Services (Beijing) Co. Ltd.	Zurich Technical and Consulting Services (Beijing) Co. Ltd.	.CHN	OTH	Zurich Insurance Holdings (Hong Kong) Limited	Ownership	100.000	Zurich Insurance Group Ltd.	NO	11
		00000				Zurich Technical Development (China) Limited	Zurich Technical Development (China) Limited	.CHN	OTH	Zurich Insurance Holdings (Hong Kong) Limited	Ownership	100.000	Zurich Insurance Group Ltd.	NO	11
		00000				Zurich Technology Malaysia Sdn Bhd	Zurich Technology Malaysia Sdn Bhd	.MYS	OTH	Zurich Technology Services Malaysia Sdn Bhd	Ownership	100.000	Zurich Insurance Group Ltd.	NO	11
		00000				Zurich Technology Services Malaysia Sdn Bhd	Zurich Technology Services Malaysia Sdn Bhd	.MYS	OTH	Zurich Versicherungs-Gesellschaft AG	Ownership	100.000	Zurich Insurance Group Ltd.	NO	11
		00000				Zurich Transitional Services Limited	Zurich Transitional Services Limited	.GBR	OTH	Zurich Holdings (UK) Limited	Ownership	100.000	Zurich Insurance Group Ltd.	NO	11
		00000				Zurich Travel Solutions Pty Limited	Zurich Travel Solutions Pty Limited	.AUS	OTH	Zürich Versicherungs-Gesellschaft AG	Ownership	100.000	Zurich Insurance Group Ltd.	NO	11
		00000				Zurich Treasury Services Limited	Zurich Treasury Services Limited	.IRL	OTH	Zurich Financial Services EUB Holdings Limited	Ownership	100.000	Zurich Insurance Group Ltd.	NO	11
		00000				Zurich Trustee Services Limited	Zurich Trustee Services Limited	.IRL	OTH	Zurich Life Assurance plc	Ownership	100.000	Zurich Insurance Group Ltd.	NO	11
		00000				Zurich UK General Employee Services Limited	Zurich UK General Employee Services Limited	.GBR	OTH	Zurich UK General Services Limited	Ownership	100.000	Zurich Insurance Group Ltd.	NO	11
		00000				Zurich UK General Services Limited	Zurich UK General Services Limited	.GBR	OTH	Zurich Holdings (UK) Limited	Ownership	100.000	Zurich Insurance Group Ltd.	NO	11
		00000	AA-1220080			Zurich Versicherungs-Aktiengesellschaft	Zurich Versicherungs-Aktiengesellschaft	.AUT	OTH	Zurich Versicherungs-Gesellschaft AG	Ownership	99.981	Zurich Insurance Group Ltd.	NO	11
		00000	AA-1460190			Zurich Versicherungs-Gesellschaft AG	Zurich Versicherungs-Gesellschaft AG	.CHE	OTH	Zurich Insurance Group Ltd.	Ownership	100.000	Zurich Insurance Group Ltd.	YES	11
		00000				Zurich Vida e Previdencia S.A.	Zurich Vida e Previdencia S.A.	.BRA	OTH	Zurich Minas Brasil Seguros S.A.	Ownership	100.000	Zurich Insurance Group Ltd.	NO	11
		00000	AA-1840022			Zurich Vida, Compania de Seguros y Reaseguros, S.A. - Sociad	Zurich Vida, Compania de Seguros y Reaseguros, S.A. - Sociad	.ESP	OTH	Zurich Lebensversicherungs-Gesellschaft AG	Ownership	100.000	Zurich Insurance Group Ltd.	NO	11
		00000	AA-2734111			Zurich Vida, Compania de Seguros, S.A.	Zurich Vida, Compania de Seguros, S.A.	.MEX	OTH	Zurich Versicherungs-Gesellschaft AG	Ownership	100.000	Zurich Insurance Group Ltd.	NO	11

ANNUAL STATEMENT FOR THE YEAR 2024 OF THE FARMERS CASUALTY INSURANCE COMPANY

**SCHEDULE Y**

**PART 1A - DETAIL OF INSURANCE HOLDING COMPANY SYSTEM**

1	2	3	4	5	6	7	8	9	10	11	12	13	14	15	16
Group Code	Group Name	NAIC Company Code	ID Number	Federal RSSD	CIK	Name of Securities Exchange if Publicly Traded (U.S. or International)	Names of Parent, Subsidiaries Or Affiliates	Domi-ciliary Loca-tion	Relation-ship to Reporting Entity	Directly Controlled by (Name of Entity/Person)	Type of Control (Ownership, Board, Management, Attorney-in-Fact, Influence, Other)	If Control is Ownership Provide Percentage	Ultimate Controlling Entity(ies)/Person(s)	Is an SCA Filing Re-quired? (Yes/No)	*
.....	.....	.....00000.....	.....	.....	.....	.....	Zurich Vorsorge-Beratungs und Vertriebs GmbH (Deutschland) .....	..DEU.....	.....OTH.....	Zürich Beteiligungs-Aktiengesellschaft (Deutschland) .....	Ownership.....	..100.000.....	Zurich Insurance Group Ltd. ....	....NO.....	.....11.....
.....	.....	.....00000.....	.....	.....	.....	.....	Zurich Workplace Solutions (Middle East) Limited .....	..ARE.....	.....OTH.....	Zurich International Life Limited .....	Ownership.....	..100.000.....	Zurich Insurance Group Ltd. ....	....NO.....	.....11.....

Asterisk	Explanation
.....	Note 1: Farmers Insurance Exchange is a California interinsurance exchange owned by its policyholders. Its attorney-in-fact is Farmers Group, Inc, dba Farmers Underwriters Association, which is a subsidiary of Zurich Insurance Group Ltd. ....
.....	Note 2: Farmers Group Inc, as attorney-in-fact for Farmers Insurance Exchange, provides management services to Farmers Texas County Mutual Insurance Company. ....
.....	Note 3: Fire Insurance Exchange is a California interinsurance exchange owned by its policyholders. Its attorney-in-fact is Fire Underwriters Association, which is a subsidiary of Zurich Insurance Group Ltd. ....
.....	Note 4: Foremost County Mutual Insurance Company is a Texas County mutual insurance company managed by Foremost Insurance Company Grand Rapids, Michigan. ....
.....	Note 5: Foremost Lloyds of Texas is a Texas company managed by Foremost Insurance Company Grand Rapids, Michigan. ....
.....	Note 6: Truck Insurance Exchange is a California interinsurance exchange owned by its policyholders. Its attorney-in-fact is Truck Underwriters Association, which is a subsidiary of Zurich Insurance Group Ltd. ....
.....	Note 7: Zurich Insurance Plc operates branches in the following countries: Italy (AA-1364106), Portugal (AA-1820001), Spain (AA-1840150), and United Kingdom (AA-1780059). ....
.....	Note 8: Zurich Versicherungs-Aktiengesellschaft operates a branch in Germany (AA-1340017) .....
.....	Note 9: Zurich Versicherungs-Gesellschaft AG also known as Zurich Insurance Company, Ltd operates branches in the following countries: Bermuda (AA-3190825), Canada (AA-1560999), Hong Kong (AA-5324112), Ireland (AA-1780042), Japan (AA-1584115), and Singapore (AA-5760036). It also operates a management entity Alpina International (AA-1460010) in Switzerland. ....
.....	Note 10: An affiliate entity is the attorney-in-fact of Farmers Insurance Exchange, Fire Insurance Exchange and Truck Insurance Exchange (collectively Exchanges). The reporting entity's relationship to the Exchanges, their subsidiaries, and the affiliates that they manage is classified as OTHER. ....
.....	Note 11: This company is a subsidiary of Zurich Insurance Group Ltd., and is an affiliate of Farmers Group, Inc. ....
.....	Note 12: Farmers Lloyds Insurance Company of Texas is a Texas company managed by Farmers Lloyds, Inc. ....

ANNUAL STATEMENT FOR THE YEAR 2024 OF THE FARMERS CASUALTY INSURANCE COMPANY

**SCHEDULE Y**

**PART 2 - SUMMARY OF INSURER'S TRANSACTIONS WITH ANY AFFILIATES**

1	2	3	4	5	6	7	8	9	10	11	12	13
NAIC Company Code	ID Number	Names of Insurers and Parent, Subsidiaries or Affiliates	Shareholder Dividends	Capital Contributions	Purchases, Sales or Exchanges of Loans, Securities, Real Estate, Mortgage Loans or Other Investments	Income/ (Disbursements) Incurred in Connection with Guarantees or Undertakings for the Benefit of any Affiliate(s)	Management Agreements and Service Contracts	Income/ (Disbursements) Incurred Under Reinsurance Agreements	*	Any Other Material Activity Not in the Ordinary Course of the Insurer's Business	Totals	Reinsurance Recoverable/ (Payable) on Losses and/or Reserve Credit Taken/(Liability)
36404	95-4136306	21st Century Casualty Company										281,359,485
34789	23-2044095	21st Century Centennial Insurance Company										88,379,880
	51-0283170	21st Century Insurance and Financial Services, Inc.										137,151,222
12963	95-2565072	21st Century Insurance Company										
	95-1935264	21st Century Insurance Group										
32220	13-3333609	21st Century North America Insurance Company										14,245,833
10710	13-3922232	21st Century Pinnacle Insurance Company										
20796	22-1721971	21st Century Premier Insurance Company										663,284
10245	86-0812982	American Federation Insurance Company										11,187,742
10805	13-3953213	American Pacific Insurance Company, Inc.										33,070
11034	34-1893500	Bristol West Casualty Insurance Company										25,940,331
	13-3994449	Bristol West Holdings, Inc.										
19658	38-1865162	Bristol West Insurance Company										368,765,223
	65-0880876	Bristol West Insurance Services of California, Inc.										
	65-0616769	Bristol West Insurance Services, Inc. of Florida										
12774	86-1174452	Bristol West Preferred Insurance Company										73,340,672
	65-0919338	BWIS of Nevada, Inc.										
10315	95-4528269	Civic Property and Casualty Company							*			(199,629,264)
	76-0543593	Coast National General Agency										
	33-0246699	Coast National Holding Company										
25089	33-0246701	Coast National Insurance Company										461,237,321
22926	36-1022580	Economy Fire & Casualty Company										203,289,619
38067	36-3027848	Economy Preferred Insurance Company										302,995,877
40649	36-3105737	Economy Premier Assurance Company										365,531,751
10318	95-4528266	Exact Property and Casualty Company							*			(200,655,955)
40169	05-0393243	Farmers Casualty Insurance Company										520,599,223
25321	23-1903575	Farmers Direct Property and Casualty Insurance Company										216,897,184
	77-0530616	Farmers Financial Solutions, LLC										
34339	13-2915260	Farmers Group Property and Casualty Insurance Company										792,461,368
21598	95-2626387	Farmers Insurance Company of Arizona										400,504,684
21601	95-2626385	Farmers Insurance Company of Idaho							*			(66,440,610)
21636	95-2655893	Farmers Insurance Company of Oregon					(256,505,173)		*	(256,505,173)		(1,188,175,166)
21644	95-2655894	Farmers Insurance Company of Washington							*			(160,249,744)
21628	48-0609012	Farmers Insurance Company, Inc.						(190,705,617)	*	(190,705,617)		453,581,090
21652	95-2575893	Farmers Insurance Exchange					(2,262,742,059)	(155,101,663)	*	(2,417,843,722)		(10,370,030,219)
28487	22-2640040	Farmers Insurance Hawaii, Inc.										6,414,713
36889	31-0956373	Farmers Insurance of Columbus Inc.							*			(124,444,651)

ANNUAL STATEMENT FOR THE YEAR 2024 OF THE FARMERS CASUALTY INSURANCE COMPANY

**SCHEDULE Y**

**PART 2 - SUMMARY OF INSURER'S TRANSACTIONS WITH ANY AFFILIATES**

1	2	3	4	5	6	7	8	9	10	11	12	13
NAIC Company Code	ID Number	Names of Insurers and Parent, Subsidiaries or Affiliates	Shareholder Dividends	Capital Contributions	Purchases, Sales or Exchanges of Loans, Securities, Real Estate, Mortgage Loans or Other Investments	Income/ (Disbursements) Incurred in Connection with Guarantees or Undertakings for the Benefit of any Affiliate(s)	Management Agreements and Service Contracts	Income/ (Disbursements) Incurred Under Reinsurance Agreements	*	Any Other Material Activity Not in the Ordinary Course of the Insurer's Business	Totals	Reinsurance Recoverable/ (Payable) on Losses and/or Reserve Credit Taken/(Liability)
13938	05-0476998 75-2483187	Farmers Lloyds, Inc. Farmers Lloyds Insurance Company of Texas										85,763,440
10806	36-4165395	Farmers New Century Insurance Company							*			(60,837,026)
26298	13-2725441	Farmers Property and Casualty Insurance Company										1,360,885,107
43699	59-2326047	Farmers Specialty Insurance Company										152,381
24392	74-1067657	Farmers Texas County Mutual Insurance Company										1,017,487,359
	27-0342907	FCOA, LLC	(6,000,000)								(6,000,000)	
	77-0530617	FFS Holdings, LLC										
21660	95-6235715	Fire Insurance Exchange					(274,826,971)	897,291,752	*		622,464,782	(4,516,166)
29254	38-1721730	Foremost County Mutual Insurance Company										390,594,967
11185	38-1407533	Foremost Insurance Company Grand Rapids, Michigan	6,000,000					(240,425,494)			(234,425,494)	3,575,599,147
41688	75-1779175	Foremost Lloyds of Texas										174,887,388
11800	35-1604635	Foremost Property and Casualty Insurance Company										141,178,304
41513	38-2430150	Foremost Signature Insurance Company										57,812,662
	99-0083322	Hawaii Insurance Consultants, Ltd.	(3,250,000)								(3,250,000)	
21679	36-2661515	Illinois Farmers Insurance Company							*			122,964,902
	65-0881673	Insurance Data Systems, G.P.										
21687	95-6016640	Mid-Century Insurance Company	3,250,000				(586,297,538)	(334,592,352)	*		(917,639,889)	12,099,624
28673	74-2448744	Mid-Century Insurance Company of Texas										453,226,132
10317	95-4528264	Neighborhood Spirit Property and Casualty Company							*			(196,871,771)
33120	65-0109120	Security National Insurance Company						(127,634,038)			(127,634,038)	406,552,646
21695	94-1663548	Texas Farmers Insurance Company							*			446,049,934
44245	13-3551577	Toggle Insurance Company										189,877,426
	83-3256280	Toggle Services, LLC										
21709	95-2575892	Truck Insurance Exchange					(283,987,870)		*		(283,987,870)	1,389,925,410
		The following Zurich Insurance Group entities within NAIC Group Code 0212 have transactions with Farmers Insurance Group entities within NAIC Group Code 0069										
40142	36-3141762	American Zurich Insurance Company										1,213,723
19305	13-6081895	Assurance Company of America										
	95-3003951	Farmers General Insurance Agency, Inc.										
	95-0725935	Farmers Group, Inc.					3,117,563,039				3,117,563,039	
63177	91-0335750	Farmers New World Life Insurance Company					(34,314,863)				(34,314,863)	
10873	95-4650862	Farmers Reinsurance Company						151,167,412			151,167,412	(705,347,416)
	95-2670247	Fire Underwriters Association					312,203,439				312,203,439	
19372	13-5283360	Northern Insurance Company of New York										

ANNUAL STATEMENT FOR THE YEAR 2024 OF THE FARMERS CASUALTY INSURANCE COMPANY

**SCHEDULE Y**

**PART 2 - SUMMARY OF INSURER'S TRANSACTIONS WITH ANY AFFILIATES**

1	2	3	4	5	6	7	8	9	10	11	12	13
NAIC Company Code	ID Number	Names of Insurers and Parent, Subsidiaries or Affiliates	Shareholder Dividends	Capital Contributions	Purchases, Sales or Exchanges of Loans, Securities, Real Estate, Mortgage Loans or Other Investments	Income/ (Disbursements) Incurred in Connection with Guarantees or Undertakings for the Benefit of any Affiliate(s)	Management Agreements and Service Contracts	Income/ (Disbursements) Incurred Under Reinsurance Agreements	*	Any Other Material Activity Not in the Ordinary Course of the Insurer's Business	Totals	Reinsurance Recoverable/ (Payable) on Losses and/or Reserve Credit Taken/(Liability)
.....	95-2670330 .....	Truck Underwriters Association .....					268,963,995				268,963,995	
.....	70173 .....	Universal Underwriters Life Insurance Company .....										
.....	90557 .....	Zurich America Life Insurance Company .....					(56,000)				(56,000)	
.....	16535 .....	Zurich American Insurance Company .....										49,864,841
.....	AA-1460190 .....	Zurich Insurance Company, Ltd. ....										(570,447,471)
.....	AA-3190947 .....	Zurich Global Ltd .....										(747,631,060)
.....	AA-1460036 .....	Zurich Reinsurance Company, Ltd. ....										(5,438,448)
9999999	Control Totals								XXX			

ANNUAL STATEMENT FOR THE YEAR 2024 OF THE FARMERS CASUALTY INSURANCE COMPANY

\*Please refer to Note 26 for an explanation of Farmers Insurance Group of Companies Intercompany Pooling Agreement. A reinsurance pooling agreement between certain members of the Farmers Insurance Group of Companies became effective on December 31, 1985 and was modified as of January 1, 1992, as of January 1, 1993, as of January 1, 1994, January 1, 1998, and January 1, 1999. The pooling participants and their respective shares are as follows:

	1991 & Prior	1992	1993	1994 - 1997	1998	1999 - Present
Farmers Insurance Exchange	71.61	64.00	66.46	68.76	68.01	51.75
Truck Insurance Exchange	10.42	10.24	9.00	8.65	8.65	7.75
Fire Insurance Exchange	9.93	10.00	10.00	8.05	8.05	7.50
Farmers Insurance Company of Oregon	4.28	10.00	10.24	10.24	10.24	7.00
Mid-Century Insurance Company	1.46	1.46	0.00	0.00	0.00	16.00
Texas Farmers Insurance Company	1.03	1.03	1.03	1.03	1.03	1.00
Farmers Insurance Company, Inc.	0.65	0.65	0.65	0.65	0.65	0.75
Illinois Farmers Insurance Company	0.62	0.62	0.62	0.62	0.62	0.75
Farmers Insurance Company of Washington	0.00	2.00	2.00	2.00	2.00	2.00
Farmers New Century Insurance Company	0.00	0.00	0.00	0.00	0.75	0.75
Farmers Insurance Co of Idaho	0.00	0.00	0.00	0.00	0.00	0.75
Farmers Insurance of Columbus, Inc.	0.00	0.00	0.00	0.00	0.00	1.00
Civic Property & Casualty Company	0.00	0.00	0.00	0.00	0.00	1.00
Exact Property & Casualty Company	0.00	0.00	0.00	0.00	0.00	1.00
Neighborhood Spirit Property & Casualty Co.	0.00	0.00	0.00	0.00	0.00	1.00

ANNUAL STATEMENT FOR THE YEAR 2024 OF THE FARMERS CASUALTY INSURANCE COMPANY

**SCHEDULE Y**

**PART 3 - ULTIMATE CONTROLLING PARTY AND LISTING OF OTHER U.S. INSURANCE GROUPS OR ENTITIES UNDER THAT ULTIMATE CONTROLLING PARTY'S CONTROL**

1 Insurers in Holding Company	2 Owners with Greater Than 10% Ownership	3 Ownership Percentage Column 2 of Column 1	4 Granted Disclaimer of Control/ Affiliation of Column 2 Over Column 1 (Yes/No)	5 Ultimate Controlling Party	6 U.S. Insurance Groups or Entities Controlled by Column 5	7 Ownership Percentage (Column 5 of Column 6)	8 Granted Disclaimer of Control/ Affiliation of Column 5 Over Column 6 (Yes/No)
21st Century Casualty Company	21st Century Insurance Group	100.000	NO	Farmers Insurance Exchange	Farmers Insurance Group		NO
21st Century Centennial Insurance Company	Mid-Century Insurance Company	100.000	NO	Farmers Insurance Exchange	Farmers Insurance Group		NO
21st Century Insurance Company	21st Century Insurance Group	100.000	NO	Farmers Insurance Exchange	Farmers Insurance Group		NO
21st Century North America Insurance Company	Mid-Century Insurance Company	100.000	NO	Farmers Insurance Exchange	Farmers Insurance Group		NO
21st Century Pinnacle Insurance Company	21st Century North America Insurance Company	100.000	NO	Farmers Insurance Exchange	Farmers Insurance Group		NO
21st Century Premier Insurance Company	21st Century Centennial Insurance Company	100.000	NO	Farmers Insurance Exchange	Farmers Insurance Group		NO
American Federation Insurance Company	21st Century Insurance Group	100.000	NO	Farmers Insurance Exchange	Farmers Insurance Group		NO
American Pacific Insurance Company, Inc.	Farmers Insurance Hawaii, Inc.	100.000	NO	Farmers Insurance Exchange	Farmers Insurance Group		NO
Bristol West Casualty Insurance Company	Coast National Insurance Company	100.000	NO	Farmers Insurance Exchange	Farmers Insurance Group		NO
Bristol West Insurance Company	Coast National Insurance Company	100.000	NO	Farmers Insurance Exchange	Farmers Insurance Group		NO
Bristol West Preferred Insurance Company	Bristol West Holdings, Inc.	100.000	NO	Farmers Insurance Exchange	Farmers Insurance Group		NO
Civic Property and Casualty Company	Fire Insurance Exchange	80.000	NO	Fire Insurance Exchange	Farmers Insurance Group		NO
Civic Property and Casualty Company	Truck Insurance Exchange	20.000	NO	Fire Insurance Exchange	Farmers Insurance Group		NO
Coast National Insurance Company	Coast National Holding Company	100.000	NO	Farmers Insurance Exchange	Farmers Insurance Group		NO
Economy Fire & Casualty Company	Farmers Property and Casualty Insurance Company	100.000	NO	Farmers Insurance Exchange	Farmers Insurance Group		NO
Economy Preferred Insurance Company	Economy Fire & Casualty Company	100.000	NO	Farmers Insurance Exchange	Farmers Insurance Group		NO
Economy Premier Assurance Company	Economy Fire & Casualty Company	100.000	NO	Farmers Insurance Exchange	Farmers Insurance Group		NO
Exact Property and Casualty Company	Fire Insurance Exchange	80.000	NO	Fire Insurance Exchange	Farmers Insurance Group		NO
Exact Property and Casualty Company	Truck Insurance Exchange	20.000	NO	Fire Insurance Exchange	Farmers Insurance Group		NO
Farmers Casualty Insurance Company	Farmers Property and Casualty Insurance Company	100.000	NO	Farmers Insurance Exchange	Farmers Insurance Group		NO
Farmers Direct Property and Casualty Insurance Company	Farmers Property and Casualty Insurance Company	100.000	NO	Farmers Insurance Exchange	Farmers Insurance Group		NO
Farmers Group Property and Casualty Insurance Company	Farmers Property and Casualty Insurance Company	100.000	NO	Farmers Insurance Exchange	Farmers Insurance Group		NO
Farmers Insurance Company of Arizona	Farmers Insurance Exchange	70.000	NO	Farmers Insurance Exchange	Farmers Insurance Group		NO
Farmers Insurance Company of Arizona	Truck Insurance Exchange	20.000	NO	Farmers Insurance Exchange	Farmers Insurance Group		NO
Farmers Insurance Company of Idaho	Farmers Insurance Exchange	80.000	NO	Farmers Insurance Exchange	Farmers Insurance Group		NO
Farmers Insurance Company of Idaho	Truck Insurance Exchange	13.300	NO	Farmers Insurance Exchange	Farmers Insurance Group		NO
Farmers Insurance Company of Oregon	Farmers Insurance Exchange	80.000	NO	Farmers Insurance Exchange	Farmers Insurance Group		NO
Farmers Insurance Company of Oregon	Truck Insurance Exchange	20.000	NO	Farmers Insurance Exchange	Farmers Insurance Group		NO
Farmers Insurance Company of Washington	Fire Insurance Exchange	80.000	NO	Fire Insurance Exchange	Farmers Insurance Group		NO
Farmers Insurance Company of Washington	Truck Insurance Exchange	20.000	NO	Fire Insurance Exchange	Farmers Insurance Group		NO
Farmers Insurance Company, Inc.	Farmers Insurance Exchange	90.000	NO	Farmers Insurance Exchange	Farmers Insurance Group		NO
Farmers Insurance Exchange	Interinsurance Exchange (See Note 1)		NO		Farmers Insurance Group		NO
Farmers Insurance Hawaii, Inc.	Mid-Century Insurance Company	100.000	NO	Farmers Insurance Exchange	Farmers Insurance Group		NO
Farmers Insurance of Columbus, Inc.	Farmers Insurance Exchange	100.000	NO	Farmers Insurance Exchange	Farmers Insurance Group		NO
Farmers Lloyds Insurance Company of Texas	Farmers Lloyds, Inc. (See Note 2)		NO		Farmers Insurance Group		NO
Farmers New Century Insurance Company	Illinois Farmers Insurance Company	100.000	NO	Farmers Insurance Exchange	Farmers Insurance Group		NO
Farmers Property and Casualty Insurance Company	Farmers Insurance Exchange	80.000	NO	Farmers Insurance Exchange	Farmers Insurance Group		NO
Farmers Specialty Insurance Company	Foremost Insurance Company Grand Rapids, Michigan	100.000	NO	Farmers Insurance Exchange	Farmers Insurance Group		NO
Farmers Texas County Mutual Insurance Company	County Mutual Company (See Note 3)		NO		Farmers Insurance Group		NO
Fire Insurance Exchange	Interinsurance Exchange (See Note 4)		NO		Farmers Insurance Group		NO
Foremost County Mutual Insurance Company	County Mutual Company (See Note 5)		NO		Farmers Insurance Group		NO
Foremost Insurance Company Grand Rapids, Michigan	Farmers Insurance Exchange	80.000	NO	Farmers Insurance Exchange	Farmers Insurance Group		NO
Foremost Lloyds of Texas	Lloyds Company (See Note 6)		NO		Farmers Insurance Group		NO



ANNUAL STATEMENT FOR THE YEAR 2024 OF THE FARMERS CASUALTY INSURANCE COMPANY

**SCHEDULE Y**

**PART 3 - ULTIMATE CONTROLLING PARTY AND LISTING OF OTHER U.S. INSURANCE GROUPS OR ENTITIES UNDER THAT ULTIMATE CONTROLLING PARTY'S CONTROL**

1 Insurers in Holding Company	2 Owners with Greater Than 10% Ownership	3 Ownership Percentage Column 2 of Column 1	4 Granted Disclaimer of Control/ Affiliation of Column 2 Over Column 1 (Yes/No)	5 Ultimate Controlling Party	6 U.S. Insurance Groups or Entities Controlled by Column 5	7 Ownership Percentage (Column 5 of Column 6)	8 Granted Disclaimer of Control/ Affiliation of Column 5 Over Column 6 (Yes/No)
Foremost Property & Casualty Insurance Company .....	Foremost Insurance Company Grand Rapids, Michigan ..	100.000	NO	Farmers Insurance Exchange .....	Farmers Insurance Group .....		NO
Foremost Signature Insurance Company .....	Foremost Insurance Company Grand Rapids, Michigan ..	100.000	NO	Farmers Insurance Exchange .....	Farmers Insurance Group .....		NO
Illinois Farmers Insurance Company .....	Farmers Insurance Exchange .....	100.000	NO	Farmers Insurance Exchange .....	Farmers Insurance Group .....		NO
Mid-Century Insurance Company .....	Farmers Insurance Exchange .....	80.000	NO	Farmers Insurance Exchange .....	Farmers Insurance Group .....		NO
Mid-Century Insurance Company of Texas .....	Farmers Insurance Exchange .....	100.000	NO	Farmers Insurance Exchange .....	Farmers Insurance Group .....		NO
Neighborhood Spirit Property and Casualty Company ..	Fire Insurance Exchange .....	80.000	NO	Fire Insurance Exchange .....	Farmers Insurance Group .....		NO
Neighborhood Spirit Property and Casualty Company ..	Truck Insurance Exchange .....	20.000	NO	Fire Insurance Exchange .....	Farmers Insurance Group .....		NO
Security National Insurance Company .....	Bristol West Holdings, Inc. ....	100.000	NO	Farmers Insurance Exchange .....	Farmers Insurance Group .....		NO
Texas Farmers Insurance Company .....	Farmers Insurance Exchange .....	86.280	NO	Farmers Insurance Exchange .....	Farmers Insurance Group .....		NO
Texas Farmers Insurance Company .....	Mid-Century Insurance Company .....	13.720	NO	Farmers Insurance Exchange .....	Farmers Insurance Group .....		NO
Toggle Insurance Company .....	Mid-Century Insurance Company .....	100.000	NO	Farmers Insurance Exchange .....	Farmers Insurance Group .....		NO
Truck Insurance Exchange .....	Interinsurance Exchange (See Note 7) .....		NO		Farmers Insurance Group .....		NO
***THE FOLLOWING ARE ZURICH INSURANCE GROUP ENTITIES WITHIN NAIC GROUP CODE 0212 AND ARE NOT INCLUDED IN FARMERS INSURANCE GROUP WITHIN NAIC GROUP CODE 0069							
American Guarantee and Liability Insurance Company .	Zurich American Insurance Company .....	100.000	NO	Zurich Insurance Group Ltd. ....	Zurich U.S. Insurance Pool Group .....	100.000	NO
American Zurich Insurance Company .....	Steadfast Insurance Company .....	100.000	NO	Zurich Insurance Group Ltd. ....	Zurich U.S. Insurance Pool Group .....	100.000	NO
Centre Insurance Company .....	Centre Solutions (U.S.) Limited .....	100.000	NO	Zurich Insurance Group Ltd. ....	Zurich Ins Group .....	100.000	NO
Centre Life Insurance Company .....	Centre Solutions (U.S.) Limited .....	100.000	NO	Zurich Insurance Group Ltd. ....	Zurich Ins Group .....	100.000	NO
Colonial American Casualty and Surety Company .....	Fidelity and Deposit Company of Maryland .....	100.000	NO	Zurich Insurance Group Ltd. ....	Zurich U.S. Insurance Pool Group .....	100.000	NO
Empire Fire and Marine Insurance Company .....	Zurich American Insurance Company .....	100.000	NO	Zurich Insurance Group Ltd. ....	Zurich U.S. Insurance Pool Group .....	100.000	NO
Empire Indemnity Insurance Company .....	Zurich American Insurance Company .....	100.000	NO	Zurich Insurance Group Ltd. ....	Zurich U.S. Insurance Pool Group .....	100.000	NO
Farmers New World Life Insurance Company .....	Farmers Group, Inc. ....	100.000	NO	Zurich Insurance Group Ltd. ....	Zurich Ins Group .....	100.000	NO
Farmers Reinsurance Company .....	Farmers Group, Inc. ....	100.000	NO	Zurich Insurance Group Ltd. ....	Zurich Ins Group .....	100.000	NO
Fidelity and Deposit Company of Maryland .....	Zurich American Insurance Company .....	100.000	NO	Zurich Insurance Group Ltd. ....	Zurich U.S. Insurance Pool Group .....	100.000	NO
Rural Community Insurance Company .....	Zurich American Insurance Company .....	100.000	NO	Zurich Insurance Group Ltd. ....	Zurich Ins Group .....	100.000	NO
Steadfast Insurance Company .....	Zurich American Insurance Company .....	100.000	NO	Zurich Insurance Group Ltd. ....	Zurich U.S. Insurance Pool Group .....	100.000	NO
Universal Underwriters Insurance Company .....	Zurich American Insurance Company .....	100.000	NO	Zurich Insurance Group Ltd. ....	Zurich U.S. Insurance Pool Group .....	100.000	NO
Universal Underwriters of Texas Insurance Company ..	Universal Underwriters Insurance Company .....	100.000	NO	Zurich Insurance Group Ltd. ....	Zurich U.S. Insurance Pool Group .....	100.000	NO
Zurich American Insurance Company .....	Zurich Holding Company of America, Inc. ....	100.000	NO	Zurich Insurance Group Ltd. ....	Zurich U.S. Insurance Pool Group .....	100.000	NO
Zurich American Insurance Company of Illinois .....	American Zurich Insurance Company .....	100.000	NO	Zurich Insurance Group Ltd. ....	Zurich U.S. Insurance Pool Group .....	100.000	NO
Zurich American Life Insurance Company .....	Zurich Holding Company of America, Inc. ....	100.000	NO	Zurich Insurance Group Ltd. ....	Zurich Ins Group .....	100.000	NO
Zurich American Life Insurance Company of New York .	Zurich American Life Insurance Company .....	100.000	NO	Zurich Insurance Group Ltd. ....	Zurich Ins Group .....	100.000	NO
Note 1 Farmers Insurance Exchange, formed and organized pursuant to California Insurance Code Section 1280, et seq., is owned by its policyholders. Its attorney-in-fact, Farmers Group, Inc., dba Farmers Underwriters Association, which is a subsidiary of Zurich Insurance Group Ltd. (See also Schedule Y, Part 1A) .....							

100.1

ANNUAL STATEMENT FOR THE YEAR 2024 OF THE FARMERS CASUALTY INSURANCE COMPANY

**SCHEDULE Y**

**PART 3 - ULTIMATE CONTROLLING PARTY AND LISTING OF OTHER U.S. INSURANCE GROUPS OR ENTITIES UNDER THAT ULTIMATE CONTROLLING PARTY'S CONTROL**

1 Insurers in Holding Company	2 Owners with Greater Than 10% Ownership	3 Ownership Percentage Column 2 of Column 1	4 Granted Disclaimer of Control/ Affiliation of Column 2 Over Column 1 (Yes/No)	5 Ultimate Controlling Party	6 U.S. Insurance Groups or Entities Controlled by Column 5	7 Ownership Percentage (Column 5 of Column 6)	8 Granted Disclaimer of Control/ Affiliation of Column 5 Over Column 6 (Yes/No)
Note 2 Farmers Lloyds Insurance Company of Texas is a Texas company managed by Farmers Lloyds, Inc. ....							
Note 3 Farmers Texas County Mutual Insurance Company, formed and organized pursuant to Chapter 912 of the Texas Insurance Code, is managed by Farmers Group, Inc., dba Farmers Underwriters Association .....							
Note 4 Fire Insurance Exchange, formed and organized pursuant to California Insurance Code Section 1280, et seq., is owned by its policyholders. Its attorney-in-fact, Fire Underwriters Association, which is a subsidiary of Zurich Insurance Group Ltd. (See also Schedule Y, Part 1A) .....							
Note 5 Foremost County Mutual Insurance Company is a Texas County mutual insurance company managed by Foremost Insurance Company Grand Rapids, Michigan ..							
Note 6 Foremost Lloyds of Texas is a Texas company managed by Foremost Insurance Company Grand Rapids, Michigan. ....							
Note 7 Truck Insurance Exchange, formed and organized pursuant to California Insurance Code Section 1280, et seq., is owned by its policyholders. Its attorney-in-fact, Truck Underwriters Association, which is a subsidiary of Zurich Insurance Group Ltd. (See also Schedule Y, Part 1A) .....							

**ANNUAL STATEMENT FOR THE YEAR 2024 OF THE FARMERS CASUALTY INSURANCE COMPANY  
SUPPLEMENTAL EXHIBITS AND SCHEDULES INTERROGATORIES**

**REQUIRED FILINGS**

The following supplemental reports are required to be filed as part of your statement filing unless specifically waived by the domiciliary state. However, in the event that your domiciliary state waives the filing requirement, your response of **WAIVED** to the specific interrogatory will be accepted in lieu of filing a "NONE" report and a bar code will be printed below. If the supplement is required of your company but is not being filed for whatever reason enter **SEE EXPLANATION** and provide an explanation following the interrogatory questions.

	<u>Responses</u>
<b>MARCH FILING</b>	
1. Will an actuarial opinion be filed by March 1? .....	YES
2. Will the Supplemental Compensation Exhibit be filed with the state of domicile by March 1? .....	YES
3. Will the confidential Risk-based Capital Report be filed with the NAIC by March 1? .....	YES
4. Will the confidential Risk-based Capital Report be filed with the state of domicile, if required by March 1? .....	YES
<b>APRIL FILING</b>	
5. Will the Insurance Expense Exhibit be filed with the state of domicile and the NAIC by April 1? .....	YES
6. Will Management's Discussion and Analysis be filed by April 1? .....	YES
7. Will the Supplemental Investment Risk Interrogatories be filed by April 1? .....	YES
<b>MAY FILING</b>	
8. Will this company be included in a combined annual statement which is filed with the NAIC by May 1? .....	YES
<b>JUNE FILING</b>	
9. Will an audited financial report be filed by June 1? .....	YES
10. Will Accountant's Letter of Qualifications be filed with the state of domicile and electronically with the NAIC by June 1? .....	YES

**SUPPLEMENTAL FILINGS**



The following supplemental reports are required to be filed as part of your annual statement filing **if your company is engaged in the type of business covered by the supplement. However, in the event that your company does not transact the type of business for which the special report must be filed, your response of NO to the specific interrogatory will be accepted in lieu of filing a "NONE" report and a bar code will be printed below.** If the supplement is required of your company but is not being filed for whatever reason enter **SEE EXPLANATION** and provide an explanation following the interrogatory questions.

<b>MARCH FILING</b>	
11. Will Schedule SIS (Stockholder Information Supplement) be filed with the state of domicile by March 1? .....	NO
12. Will the Financial Guaranty Insurance Exhibit be filed by March 1? .....	NO
13. Will the Medicare Supplement Insurance Experience Exhibit be filed with the state of domicile and the NAIC by March 1? .....	NO
14. Will Supplement A to Schedule T (Medical Professional Liability Supplement) be filed by March 1? .....	NO
15. Will the Trusteed Surplus Statement be filed with the state of domicile and the NAIC by March 1? .....	NO
16. Will the Premiums Attributed to Protected Cells Exhibit be filed by March 1? .....	NO
17. Will the Reinsurance Summary Supplemental Filing for General Interrogatory 9 be filed with the state of domicile and the NAIC by March 1? .....	NO
18. Will the Medicare Part D Coverage Supplement be filed with the state of domicile and the NAIC by March 1? .....	NO
19. Will the confidential Actuarial Opinion Summary be filed with the state of domicile, if required, by March 15 (or the date otherwise specified)? .....	YES
20. Will the Reinsurance Attestation Supplement be filed with the state of domicile and the NAIC by March 1? .....	NO
21. Will the Exceptions to the Reinsurance Attestation Supplement be filed with the state of domicile by March 1? .....	NO
22. Will the Bail Bond Supplement be filed with the state of domicile and the NAIC by March 1? .....	NO
23. Will the Director and Officer Insurance Coverage Supplement be filed with the state of domicile and the NAIC by March 1? .....	NO
24. Will an approval from the reporting entity's state of domicile for relief related to the five-year rotation requirement for lead audit partner be filed electronically with the NAIC by March 1? .....	NO
25. Will an approval from the reporting entity's state of domicile for relief related to the one-year cooling off period for independent CPA be filed electronically with the NAIC by March 1? .....	NO
26. Will an approval from the reporting entity's state of domicile for relief related to the Requirements for Audit Committees be filed electronically with the NAIC by March 1? .....	NO
27. Will the Supplemental Schedule for Reinsurance Counterparty Reporting Exception - Asbestos and Pollution Contracts be filed with the state of domicile and the NAIC by March 1? .....	NO
28. Will the Exhibit of Other Liabilities by Lines of Business be filed with the state of domicile and the NAIC by March 1? .....	NO
29. Will the Market Conduct Annual Statement (MCAS) Premium Exhibit for Year be filed with appropriate jurisdictions and with the NAIC by March 1? .....	YES
<b>APRIL FILING</b>	
30. Will the Credit Insurance Experience Exhibit be filed with the state of domicile and the NAIC by April 1? .....	NO
31. Will the Long-term Care Experience Reporting Forms be filed with the state of domicile and the NAIC by April 1? .....	NO
32. Will the Accident and Health Policy Experience Exhibit be filed by April 1? .....	NO
33. Will the Supplemental Health Care Exhibit (Parts 1 and 2) be filed with the state of domicile and the NAIC by April 1? .....	NO
34. Will the Cybersecurity Insurance Coverage Supplement be filed with the state of domicile and the NAIC by April 1? .....	NO
35. Will the Life, Health & Annuity Guaranty Association Assessable Premium Exhibit - Parts 1 and 2 be filed with the state of domicile and the NAIC by April 1? .....	NO
36. Will the Private Flood Insurance Supplement be filed with the state of domicile and the NAIC by April 1? .....	NO
37. Will the Mortgage Guaranty Insurance Exhibit be filed with the state of domicile and the NAIC by April 1? .....	NO
<b>AUGUST FILING</b>	
38. Will Management's Report of Internal Control Over Financial Reporting be filed with the state of domicile by August 1? .....	YES

**Explanations:**

- 11.
- 12.
- 13.
- 14.
- 15.
- 16.
- 17.
- 18.
- 20.
- 21.
- 22.
- 23.
- 24.
- 25.
- 26.
- 27.
- 28.
- 30.
- 31.
- 32.
- 33.
- 34.
- 35.
- 36.
- 37.

**Bar Codes:**

11. SIS Stockholder Information Supplement [Document Identifier 420]	
12. Financial Guaranty Insurance Exhibit [Document Identifier 240]	
13. Medicare Supplement Insurance Experience Exhibit [Document Identifier 360]	
14. Supplement A to Schedule T [Document Identifier 455]	
15. Trusteed Surplus Statement [Document Identifier 490]	
16. Premiums Attributed to Protected Cells Exhibit [Document Identifier 385]	

ANNUAL STATEMENT FOR THE YEAR 2024 OF THE FARMERS CASUALTY INSURANCE COMPANY  
**SUPPLEMENTAL EXHIBITS AND SCHEDULES INTERROGATORIES**

17. Reinsurance Summary Supplemental Filing [Document Identifier 401]



18. Medicare Part D Coverage Supplement [Document Identifier 365]



20. Reinsurance Attestation Supplement [Document Identifier 399]



21. Exceptions to the Reinsurance Attestation Supplement  
[Document Identifier 400]



22. Bail Bond Supplement [Document Identifier 500]



23. Director and Officer Insurance Coverage Supplement [Document Identifier 505]



24. Relief from the five-year rotation requirement for lead audit partner  
[Document Identifier 224]



25. Relief from the one-year cooling off period for independent CPA  
[Document Identifier 225]



26. Relief from the Requirements for Audit Committees [Document Identifier 226]



27. Reinsurance Counterparty Reporting Exception – Asbestos and Pollution  
Contracts [Document Identifier 555]



28. Exhibit of Other Liabilities by Lines of Business [Document Identifier 570]



30. Credit Insurance Experience Exhibit [Document Identifier 230]



31. Long-Term Care Experience Reporting Forms [Document Identifier 306]



32. Accident and Health Policy Experience Exhibit [Document Identifier 210]



33. Supplemental Health Care Exhibit (Parts 1 and 2) [Document Identifier 216]



34. Cybersecurity and Identity Theft Insurance Coverage Supplement  
[Document Identifier 550]



35. Life, Health & Annuity Guaranty Association Assessable Premium Exhibit -  
Parts 1 and 2 [Document Identifier 290]



36. Private Flood Insurance Supplement [Document Identifier 560]



37. Will the Mortgage Guaranty Insurance Exhibit [Document Identifier 565]



**NONE**



**SUPPLEMENT FOR THE YEAR 2024 OF THE FARMERS CASUALTY INSURANCE COMPANY  
 MARKET CONDUCT ANNUAL STATEMENT (MCAS) PREMIUM EXHIBIT FOR YEAR**

For The Year Ended December 31, 2024  
 (To Be Filed by March 1)

**FOR THE STATE OF: Alabama**

NAIC Group Code 0069

NAIC Company Code 40169

MCAS LINE OF BUSINESS	MCAS Reportable Premium/Considerations (Yes/No)
1. Disability Income .....	NO
2. Health .....	NO
3. Homeowners .....	NO
4. Individual Annuity .....	NO
5. Individual Life .....	NO
6. Lender-Placed Home and Auto .....	NO
7. Long-Term Care .....	NO
8. Other Health .....	NO
9. Private Flood .....	NO
10. Private Passenger Auto .....	YES
11. Short-Term Limited Duration Health Plans .....	NO
12. Travel	NO



SUPPLEMENT FOR THE YEAR 2024 OF THE FARMERS CASUALTY INSURANCE COMPANY  
**MARKET CONDUCT ANNUAL STATEMENT (MCAS) PREMIUM EXHIBIT FOR YEAR**

For The Year Ended December 31, 2024  
 (To Be Filed by March 1)

**FOR THE STATE OF: Arizona**

NAIC Group Code 0069

NAIC Company Code 40169

MCAS LINE OF BUSINESS	MCAS Reportable Premium/Considerations (Yes/No)
1. Disability Income .....	NO
2. Health .....	NO
3. Homeowners .....	NO
4. Individual Annuity .....	NO
5. Individual Life .....	NO
6. Lender-Placed Home and Auto .....	NO
7. Long-Term Care .....	NO
8. Other Health .....	NO
9. Private Flood .....	NO
10. Private Passenger Auto .....	YES
11. Short-Term Limited Duration Health Plans .....	NO
12. Travel	NO



**SUPPLEMENT FOR THE YEAR 2024 OF THE FARMERS CASUALTY INSURANCE COMPANY  
 MARKET CONDUCT ANNUAL STATEMENT (MCAS) PREMIUM EXHIBIT FOR YEAR**

For The Year Ended December 31, 2024  
 (To Be Filed by March 1)

**FOR THE STATE OF: Arkansas**

NAIC Group Code 0069

NAIC Company Code 40169

MCAS LINE OF BUSINESS	MCAS Reportable Premium/Considerations (Yes/No)
1. Disability Income .....	NO
2. Health .....	NO
3. Homeowners .....	NO
4. Individual Annuity .....	NO
5. Individual Life .....	NO
6. Lender-Placed Home and Auto .....	NO
7. Long-Term Care .....	NO
8. Other Health .....	NO
9. Private Flood .....	NO
10. Private Passenger Auto .....	NO
11. Short-Term Limited Duration Health Plans .....	NO
12. Travel	NO





**SUPPLEMENT FOR THE YEAR 2024 OF THE FARMERS CASUALTY INSURANCE COMPANY  
 MARKET CONDUCT ANNUAL STATEMENT (MCAS) PREMIUM EXHIBIT FOR YEAR**

For The Year Ended December 31, 2024  
 (To Be Filed by March 1)

**FOR THE STATE OF: Colorado**

NAIC Group Code 0069

NAIC Company Code 40169

MCAS LINE OF BUSINESS	MCAS Reportable Premium/Considerations (Yes/No)
1. Disability Income .....	NO
2. Health .....	NO
3. Homeowners .....	YES
4. Individual Annuity .....	NO
5. Individual Life .....	NO
6. Lender-Placed Home and Auto .....	NO
7. Long-Term Care .....	NO
8. Other Health .....	NO
9. Private Flood .....	NO
10. Private Passenger Auto .....	YES
11. Short-Term Limited Duration Health Plans .....	NO
12. Travel	NO



SUPPLEMENT FOR THE YEAR 2024 OF THE FARMERS CASUALTY INSURANCE COMPANY  
**MARKET CONDUCT ANNUAL STATEMENT (MCAS) PREMIUM EXHIBIT FOR YEAR**

For The Year Ended December 31, 2024  
 (To Be Filed by March 1)

**FOR THE STATE OF: Connecticut**

NAIC Group Code 0069

NAIC Company Code 40169

MCAS LINE OF BUSINESS	MCAS Reportable Premium/Considerations (Yes/No)
1. Disability Income .....	NO
2. Health .....	NO
3. Homeowners .....	NO
4. Individual Annuity .....	NO
5. Individual Life .....	NO
6. Lender-Placed Home and Auto .....	NO
7. Long-Term Care .....	NO
8. Other Health .....	NO
9. Private Flood .....	NO
10. Private Passenger Auto .....	YES
11. Short-Term Limited Duration Health Plans .....	NO
12. Travel	NO



**SUPPLEMENT FOR THE YEAR 2024 OF THE FARMERS CASUALTY INSURANCE COMPANY  
MARKET CONDUCT ANNUAL STATEMENT (MCAS) PREMIUM EXHIBIT FOR YEAR**

For The Year Ended December 31, 2024  
(To Be Filed by March 1)

**FOR THE STATE OF: Delaware**

NAIC Group Code 0069

NAIC Company Code 40169

MCAS LINE OF BUSINESS	MCAS Reportable Premium/Considerations (Yes/No)
1. Disability Income .....	NO
2. Health .....	NO
3. Homeowners .....	NO
4. Individual Annuity .....	NO
5. Individual Life .....	NO
6. Lender-Placed Home and Auto .....	NO
7. Long-Term Care .....	NO
8. Other Health .....	NO
9. Private Flood .....	NO
10. Private Passenger Auto .....	YES
11. Short-Term Limited Duration Health Plans .....	NO
12. Travel	NO



**SUPPLEMENT FOR THE YEAR 2024 OF THE FARMERS CASUALTY INSURANCE COMPANY  
 MARKET CONDUCT ANNUAL STATEMENT (MCAS) PREMIUM EXHIBIT FOR YEAR**

For The Year Ended December 31, 2024  
 (To Be Filed by March 1)

**FOR THE STATE OF: District of Columbia**

NAIC Group Code 0069

NAIC Company Code 40169

MCAS LINE OF BUSINESS	MCAS Reportable Premium/Considerations (Yes/No)
1. Disability Income .....	NO
2. Health .....	NO
3. Homeowners .....	NO
4. Individual Annuity .....	NO
5. Individual Life .....	NO
6. Lender-Placed Home and Auto .....	NO
7. Long-Term Care .....	NO
8. Other Health .....	NO
9. Private Flood .....	NO
10. Private Passenger Auto .....	NO
11. Short-Term Limited Duration Health Plans .....	NO
12. Travel	NO



SUPPLEMENT FOR THE YEAR 2024 OF THE FARMERS CASUALTY INSURANCE COMPANY  
**MARKET CONDUCT ANNUAL STATEMENT (MCAS) PREMIUM EXHIBIT FOR YEAR**

For The Year Ended December 31, 2024  
 (To Be Filed by March 1)

**FOR THE STATE OF: Florida**

NAIC Group Code 0069

NAIC Company Code 40169

MCAS LINE OF BUSINESS	MCAS Reportable Premium/Considerations (Yes/No)
1. Disability Income .....	NO
2. Health .....	NO
3. Homeowners .....	YES
4. Individual Annuity .....	NO
5. Individual Life .....	NO
6. Lender-Placed Home and Auto .....	NO
7. Long-Term Care .....	NO
8. Other Health .....	NO
9. Private Flood .....	NO
10. Private Passenger Auto .....	YES
11. Short-Term Limited Duration Health Plans .....	NO
12. Travel	NO



**SUPPLEMENT FOR THE YEAR 2024 OF THE FARMERS CASUALTY INSURANCE COMPANY  
 MARKET CONDUCT ANNUAL STATEMENT (MCAS) PREMIUM EXHIBIT FOR YEAR**

For The Year Ended December 31, 2024  
 (To Be Filed by March 1)

**FOR THE STATE OF: Georgia**

NAIC Group Code 0069

NAIC Company Code 40169

MCAS LINE OF BUSINESS	MCAS Reportable Premium/Considerations (Yes/No)
1. Disability Income .....	NO
2. Health .....	NO
3. Homeowners .....	NO
4. Individual Annuity .....	NO
5. Individual Life .....	NO
6. Lender-Placed Home and Auto .....	NO
7. Long-Term Care .....	NO
8. Other Health .....	NO
9. Private Flood .....	NO
10. Private Passenger Auto .....	YES
11. Short-Term Limited Duration Health Plans .....	NO
12. Travel	NO



SUPPLEMENT FOR THE YEAR 2024 OF THE FARMERS CASUALTY INSURANCE COMPANY  
**MARKET CONDUCT ANNUAL STATEMENT (MCAS) PREMIUM EXHIBIT FOR YEAR**

For The Year Ended December 31, 2024  
 (To Be Filed by March 1)

**FOR THE STATE OF: Idaho**

NAIC Group Code 0069

NAIC Company Code 40169

MCAS LINE OF BUSINESS	MCAS Reportable Premium/Considerations (Yes/No)
1. Disability Income .....	NO
2. Health .....	NO
3. Homeowners .....	NO
4. Individual Annuity .....	NO
5. Individual Life .....	NO
6. Lender-Placed Home and Auto .....	NO
7. Long-Term Care .....	NO
8. Other Health .....	NO
9. Private Flood .....	NO
10. Private Passenger Auto .....	NO
11. Short-Term Limited Duration Health Plans .....	NO
12. Travel	NO



**SUPPLEMENT FOR THE YEAR 2024 OF THE FARMERS CASUALTY INSURANCE COMPANY  
 MARKET CONDUCT ANNUAL STATEMENT (MCAS) PREMIUM EXHIBIT FOR YEAR**

For The Year Ended December 31, 2024  
 (To Be Filed by March 1)

**FOR THE STATE OF: Illinois**

NAIC Group Code 0069

NAIC Company Code 40169

MCAS LINE OF BUSINESS	MCAS Reportable Premium/Considerations (Yes/No)
1. Disability Income .....	NO
2. Health .....	NO
3. Homeowners .....	YES
4. Individual Annuity .....	NO
5. Individual Life .....	NO
6. Lender-Placed Home and Auto .....	NO
7. Long-Term Care .....	NO
8. Other Health .....	NO
9. Private Flood .....	NO
10. Private Passenger Auto .....	YES
11. Short-Term Limited Duration Health Plans .....	NO
12. Travel	NO





**SUPPLEMENT FOR THE YEAR 2024 OF THE FARMERS CASUALTY INSURANCE COMPANY  
 MARKET CONDUCT ANNUAL STATEMENT (MCAS) PREMIUM EXHIBIT FOR YEAR**

For The Year Ended December 31, 2024  
 (To Be Filed by March 1)

**FOR THE STATE OF: Indiana**

NAIC Group Code 0069

NAIC Company Code 40169

MCAS LINE OF BUSINESS	MCAS Reportable Premium/Considerations (Yes/No)
1. Disability Income .....	NO
2. Health .....	NO
3. Homeowners .....	NO
4. Individual Annuity .....	NO
5. Individual Life .....	NO
6. Lender-Placed Home and Auto .....	NO
7. Long-Term Care .....	NO
8. Other Health .....	NO
9. Private Flood .....	NO
10. Private Passenger Auto .....	NO
11. Short-Term Limited Duration Health Plans .....	NO
12. Travel	NO



SUPPLEMENT FOR THE YEAR 2024 OF THE FARMERS CASUALTY INSURANCE COMPANY  
**MARKET CONDUCT ANNUAL STATEMENT (MCAS) PREMIUM EXHIBIT FOR YEAR**

For The Year Ended December 31, 2024  
 (To Be Filed by March 1)

**FOR THE STATE OF: Iowa**

NAIC Group Code 0069

NAIC Company Code 40169

MCAS LINE OF BUSINESS	MCAS Reportable Premium/Considerations (Yes/No)
1. Disability Income .....	NO
2. Health .....	NO
3. Homeowners .....	NO
4. Individual Annuity .....	NO
5. Individual Life .....	NO
6. Lender-Placed Home and Auto .....	NO
7. Long-Term Care .....	NO
8. Other Health .....	NO
9. Private Flood .....	NO
10. Private Passenger Auto .....	NO
11. Short-Term Limited Duration Health Plans .....	NO
12. Travel	NO



**SUPPLEMENT FOR THE YEAR 2024 OF THE FARMERS CASUALTY INSURANCE COMPANY  
MARKET CONDUCT ANNUAL STATEMENT (MCAS) PREMIUM EXHIBIT FOR YEAR**

For The Year Ended December 31, 2024  
(To Be Filed by March 1)

**FOR THE STATE OF: Kansas**

NAIC Group Code 0069

NAIC Company Code 40169

MCAS LINE OF BUSINESS	MCAS Reportable Premium/Considerations (Yes/No)
1. Disability Income .....	NO
2. Health .....	NO
3. Homeowners .....	NO
4. Individual Annuity .....	NO
5. Individual Life .....	NO
6. Lender-Placed Home and Auto .....	NO
7. Long-Term Care .....	NO
8. Other Health .....	NO
9. Private Flood .....	NO
10. Private Passenger Auto .....	YES
11. Short-Term Limited Duration Health Plans .....	NO
12. Travel	NO



**SUPPLEMENT FOR THE YEAR 2024 OF THE FARMERS CASUALTY INSURANCE COMPANY  
MARKET CONDUCT ANNUAL STATEMENT (MCAS) PREMIUM EXHIBIT FOR YEAR**

For The Year Ended December 31, 2024  
(To Be Filed by March 1)

**FOR THE STATE OF: Kentucky**

NAIC Group Code 0069

NAIC Company Code 40169

MCAS LINE OF BUSINESS	MCAS Reportable Premium/Considerations (Yes/No)
1. Disability Income .....	NO
2. Health .....	NO
3. Homeowners .....	NO
4. Individual Annuity .....	NO
5. Individual Life .....	NO
6. Lender-Placed Home and Auto .....	NO
7. Long-Term Care .....	NO
8. Other Health .....	NO
9. Private Flood .....	NO
10. Private Passenger Auto .....	YES
11. Short-Term Limited Duration Health Plans .....	NO
12. Travel	NO



SUPPLEMENT FOR THE YEAR 2024 OF THE FARMERS CASUALTY INSURANCE COMPANY  
**MARKET CONDUCT ANNUAL STATEMENT (MCAS) PREMIUM EXHIBIT FOR YEAR**

For The Year Ended December 31, 2024  
 (To Be Filed by March 1)

**FOR THE STATE OF: Louisiana**

NAIC Group Code 0069

NAIC Company Code 40169

MCAS LINE OF BUSINESS	MCAS Reportable Premium/Considerations (Yes/No)
1. Disability Income .....	NO
2. Health .....	NO
3. Homeowners .....	NO
4. Individual Annuity .....	NO
5. Individual Life .....	NO
6. Lender-Placed Home and Auto .....	NO
7. Long-Term Care .....	NO
8. Other Health .....	NO
9. Private Flood .....	NO
10. Private Passenger Auto .....	YES
11. Short-Term Limited Duration Health Plans .....	NO
12. Travel	NO



**SUPPLEMENT FOR THE YEAR 2024 OF THE FARMERS CASUALTY INSURANCE COMPANY  
 MARKET CONDUCT ANNUAL STATEMENT (MCAS) PREMIUM EXHIBIT FOR YEAR**

For The Year Ended December 31, 2024  
 (To Be Filed by March 1)

**FOR THE STATE OF: Maine**

NAIC Group Code 0069

NAIC Company Code 40169

MCAS LINE OF BUSINESS	MCAS Reportable Premium/Considerations (Yes/No)
1. Disability Income .....	NO
2. Health .....	NO
3. Homeowners .....	YES
4. Individual Annuity .....	NO
5. Individual Life .....	NO
6. Lender-Placed Home and Auto .....	NO
7. Long-Term Care .....	NO
8. Other Health .....	NO
9. Private Flood .....	NO
10. Private Passenger Auto .....	YES
11. Short-Term Limited Duration Health Plans .....	NO
12. Travel	NO



SUPPLEMENT FOR THE YEAR 2024 OF THE FARMERS CASUALTY INSURANCE COMPANY  
**MARKET CONDUCT ANNUAL STATEMENT (MCAS) PREMIUM EXHIBIT FOR YEAR**

For The Year Ended December 31, 2024  
 (To Be Filed by March 1)

**FOR THE STATE OF: Maryland**

NAIC Group Code 0069

NAIC Company Code 40169

MCAS LINE OF BUSINESS	MCAS Reportable Premium/Considerations (Yes/No)
1. Disability Income .....	NO
2. Health .....	NO
3. Homeowners .....	NO
4. Individual Annuity .....	NO
5. Individual Life .....	NO
6. Lender-Placed Home and Auto .....	NO
7. Long-Term Care .....	NO
8. Other Health .....	NO
9. Private Flood .....	NO
10. Private Passenger Auto .....	YES
11. Short-Term Limited Duration Health Plans .....	NO
12. Travel	NO



SUPPLEMENT FOR THE YEAR 2024 OF THE FARMERS CASUALTY INSURANCE COMPANY  
**MARKET CONDUCT ANNUAL STATEMENT (MCAS) PREMIUM EXHIBIT FOR YEAR**

For The Year Ended December 31, 2024  
 (To Be Filed by March 1)

**FOR THE STATE OF: Massachusetts**

NAIC Group Code 0069

NAIC Company Code 40169

MCAS LINE OF BUSINESS	MCAS Reportable Premium/Considerations (Yes/No)
1. Disability Income .....	NO
2. Health .....	NO
3. Homeowners .....	NO
4. Individual Annuity .....	NO
5. Individual Life .....	NO
6. Lender-Placed Home and Auto .....	NO
7. Long-Term Care .....	NO
8. Other Health .....	NO
9. Private Flood .....	NO
10. Private Passenger Auto .....	NO
11. Short-Term Limited Duration Health Plans .....	NO
12. Travel	NO





**SUPPLEMENT FOR THE YEAR 2024 OF THE FARMERS CASUALTY INSURANCE COMPANY  
 MARKET CONDUCT ANNUAL STATEMENT (MCAS) PREMIUM EXHIBIT FOR YEAR**

For The Year Ended December 31, 2024  
 (To Be Filed by March 1)

**FOR THE STATE OF: Minnesota**

NAIC Group Code 0069

NAIC Company Code 40169

MCAS LINE OF BUSINESS	MCAS Reportable Premium/Considerations (Yes/No)
1. Disability Income .....	NO
2. Health .....	NO
3. Homeowners .....	NO
4. Individual Annuity .....	NO
5. Individual Life .....	NO
6. Lender-Placed Home and Auto .....	NO
7. Long-Term Care .....	NO
8. Other Health .....	NO
9. Private Flood .....	NO
10. Private Passenger Auto .....	YES
11. Short-Term Limited Duration Health Plans .....	NO
12. Travel	NO



**SUPPLEMENT FOR THE YEAR 2024 OF THE FARMERS CASUALTY INSURANCE COMPANY  
MARKET CONDUCT ANNUAL STATEMENT (MCAS) PREMIUM EXHIBIT FOR YEAR**

For The Year Ended December 31, 2024  
(To Be Filed by March 1)

**FOR THE STATE OF: Mississippi**

NAIC Group Code 0069

NAIC Company Code 40169

MCAS LINE OF BUSINESS	MCAS Reportable Premium/Considerations (Yes/No)
1. Disability Income .....	NO
2. Health .....	NO
3. Homeowners .....	YES
4. Individual Annuity .....	NO
5. Individual Life .....	NO
6. Lender-Placed Home and Auto .....	NO
7. Long-Term Care .....	NO
8. Other Health .....	NO
9. Private Flood .....	NO
10. Private Passenger Auto .....	YES
11. Short-Term Limited Duration Health Plans .....	NO
12. Travel	NO



**SUPPLEMENT FOR THE YEAR 2024 OF THE FARMERS CASUALTY INSURANCE COMPANY  
 MARKET CONDUCT ANNUAL STATEMENT (MCAS) PREMIUM EXHIBIT FOR YEAR**

For The Year Ended December 31, 2024  
 (To Be Filed by March 1)

**FOR THE STATE OF: Missouri**

NAIC Group Code 0069

NAIC Company Code 40169

MCAS LINE OF BUSINESS	MCAS Reportable Premium/Considerations (Yes/No)
1. Disability Income .....	NO
2. Health .....	NO
3. Homeowners .....	NO
4. Individual Annuity .....	NO
5. Individual Life .....	NO
6. Lender-Placed Home and Auto .....	NO
7. Long-Term Care .....	NO
8. Other Health .....	NO
9. Private Flood .....	NO
10. Private Passenger Auto .....	YES
11. Short-Term Limited Duration Health Plans .....	NO
12. Travel	NO



SUPPLEMENT FOR THE YEAR 2024 OF THE FARMERS CASUALTY INSURANCE COMPANY  
**MARKET CONDUCT ANNUAL STATEMENT (MCAS) PREMIUM EXHIBIT FOR YEAR**

For The Year Ended December 31, 2024  
 (To Be Filed by March 1)

**FOR THE STATE OF: Montana**

NAIC Group Code 0069

NAIC Company Code 40169

MCAS LINE OF BUSINESS	MCAS Reportable Premium/Considerations (Yes/No)
1. Disability Income .....	NO
2. Health .....	NO
3. Homeowners .....	NO
4. Individual Annuity .....	NO
5. Individual Life .....	NO
6. Lender-Placed Home and Auto .....	NO
7. Long-Term Care .....	NO
8. Other Health .....	NO
9. Private Flood .....	NO
10. Private Passenger Auto .....	NO
11. Short-Term Limited Duration Health Plans .....	NO
12. Travel	NO



SUPPLEMENT FOR THE YEAR 2024 OF THE FARMERS CASUALTY INSURANCE COMPANY  
**MARKET CONDUCT ANNUAL STATEMENT (MCAS) PREMIUM EXHIBIT FOR YEAR**

For The Year Ended December 31, 2024  
 (To Be Filed by March 1)

**FOR THE STATE OF: Nebraska**

NAIC Group Code 0069

NAIC Company Code 40169

MCAS LINE OF BUSINESS	MCAS Reportable Premium/Considerations (Yes/No)
1. Disability Income .....	NO
2. Health .....	NO
3. Homeowners .....	NO
4. Individual Annuity .....	NO
5. Individual Life .....	NO
6. Lender-Placed Home and Auto .....	NO
7. Long-Term Care .....	NO
8. Other Health .....	NO
9. Private Flood .....	NO
10. Private Passenger Auto .....	YES
11. Short-Term Limited Duration Health Plans .....	NO
12. Travel	NO



**SUPPLEMENT FOR THE YEAR 2024 OF THE FARMERS CASUALTY INSURANCE COMPANY  
 MARKET CONDUCT ANNUAL STATEMENT (MCAS) PREMIUM EXHIBIT FOR YEAR**

For The Year Ended December 31, 2024  
 (To Be Filed by March 1)

**FOR THE STATE OF: New Jersey**

NAIC Group Code 0069

NAIC Company Code 40169

MCAS LINE OF BUSINESS	MCAS Reportable Premium/Considerations (Yes/No)
1. Disability Income .....	NO
2. Health .....	NO
3. Homeowners .....	YES
4. Individual Annuity .....	NO
5. Individual Life .....	NO
6. Lender-Placed Home and Auto .....	NO
7. Long-Term Care .....	NO
8. Other Health .....	NO
9. Private Flood .....	NO
10. Private Passenger Auto .....	YES
11. Short-Term Limited Duration Health Plans .....	NO
12. Travel	NO



**SUPPLEMENT FOR THE YEAR 2024 OF THE FARMERS CASUALTY INSURANCE COMPANY  
 MARKET CONDUCT ANNUAL STATEMENT (MCAS) PREMIUM EXHIBIT FOR YEAR**

For The Year Ended December 31, 2024  
 (To Be Filed by March 1)

**FOR THE STATE OF: North Carolina**

NAIC Group Code 0069

NAIC Company Code 40169

MCAS LINE OF BUSINESS	MCAS Reportable Premium/Considerations (Yes/No)
1. Disability Income .....	NO
2. Health .....	NO
3. Homeowners .....	NO
4. Individual Annuity .....	NO
5. Individual Life .....	NO
6. Lender-Placed Home and Auto .....	NO
7. Long-Term Care .....	NO
8. Other Health .....	NO
9. Private Flood .....	NO
10. Private Passenger Auto .....	NO
11. Short-Term Limited Duration Health Plans .....	NO
12. Travel	NO



**SUPPLEMENT FOR THE YEAR 2024 OF THE FARMERS CASUALTY INSURANCE COMPANY  
 MARKET CONDUCT ANNUAL STATEMENT (MCAS) PREMIUM EXHIBIT FOR YEAR**

For The Year Ended December 31, 2024  
 (To Be Filed by March 1)

**FOR THE STATE OF: North Dakota**

NAIC Group Code 0069

NAIC Company Code 40169

MCAS LINE OF BUSINESS	MCAS Reportable Premium/Considerations (Yes/No)
1. Disability Income .....	NO
2. Health .....	NO
3. Homeowners .....	NO
4. Individual Annuity .....	NO
5. Individual Life .....	NO
6. Lender-Placed Home and Auto .....	NO
7. Long-Term Care .....	NO
8. Other Health .....	NO
9. Private Flood .....	NO
10. Private Passenger Auto .....	NO
11. Short-Term Limited Duration Health Plans .....	NO
12. Travel	NO





SUPPLEMENT FOR THE YEAR 2024 OF THE FARMERS CASUALTY INSURANCE COMPANY  
**MARKET CONDUCT ANNUAL STATEMENT (MCAS) PREMIUM EXHIBIT FOR YEAR**

For The Year Ended December 31, 2024  
 (To Be Filed by March 1)

**FOR THE STATE OF: Ohio**

NAIC Group Code 0069

NAIC Company Code 40169

MCAS LINE OF BUSINESS	MCAS Reportable Premium/Considerations (Yes/No)
1. Disability Income .....	NO
2. Health .....	NO
3. Homeowners .....	YES
4. Individual Annuity .....	NO
5. Individual Life .....	NO
6. Lender-Placed Home and Auto .....	NO
7. Long-Term Care .....	NO
8. Other Health .....	NO
9. Private Flood .....	NO
10. Private Passenger Auto .....	NO
11. Short-Term Limited Duration Health Plans .....	NO
12. Travel	NO



SUPPLEMENT FOR THE YEAR 2024 OF THE FARMERS CASUALTY INSURANCE COMPANY  
**MARKET CONDUCT ANNUAL STATEMENT (MCAS) PREMIUM EXHIBIT FOR YEAR**

For The Year Ended December 31, 2024  
 (To Be Filed by March 1)

**FOR THE STATE OF: Oklahoma**

NAIC Group Code 0069

NAIC Company Code 40169

MCAS LINE OF BUSINESS	MCAS Reportable Premium/Considerations (Yes/No)
1. Disability Income .....	NO
2. Health .....	NO
3. Homeowners .....	YES
4. Individual Annuity .....	NO
5. Individual Life .....	NO
6. Lender-Placed Home and Auto .....	NO
7. Long-Term Care .....	NO
8. Other Health .....	NO
9. Private Flood .....	NO
10. Private Passenger Auto .....	YES
11. Short-Term Limited Duration Health Plans .....	NO
12. Travel	NO



SUPPLEMENT FOR THE YEAR 2024 OF THE FARMERS CASUALTY INSURANCE COMPANY  
**MARKET CONDUCT ANNUAL STATEMENT (MCAS) PREMIUM EXHIBIT FOR YEAR**

For The Year Ended December 31, 2024  
 (To Be Filed by March 1)

**FOR THE STATE OF: Oregon**

NAIC Group Code 0069

NAIC Company Code 40169

MCAS LINE OF BUSINESS	MCAS Reportable Premium/Considerations (Yes/No)
1. Disability Income .....	NO
2. Health .....	NO
3. Homeowners .....	NO
4. Individual Annuity .....	NO
5. Individual Life .....	NO
6. Lender-Placed Home and Auto .....	NO
7. Long-Term Care .....	NO
8. Other Health .....	NO
9. Private Flood .....	NO
10. Private Passenger Auto .....	NO
11. Short-Term Limited Duration Health Plans .....	NO
12. Travel	NO



**SUPPLEMENT FOR THE YEAR 2024 OF THE FARMERS CASUALTY INSURANCE COMPANY  
MARKET CONDUCT ANNUAL STATEMENT (MCAS) PREMIUM EXHIBIT FOR YEAR**

For The Year Ended December 31, 2024  
(To Be Filed by March 1)

**FOR THE STATE OF: Pennsylvania**

NAIC Group Code 0069

NAIC Company Code 40169

MCAS LINE OF BUSINESS	MCAS Reportable Premium/Considerations (Yes/No)
1. Disability Income .....	NO
2. Health .....	NO
3. Homeowners .....	NO
4. Individual Annuity .....	NO
5. Individual Life .....	NO
6. Lender-Placed Home and Auto .....	NO
7. Long-Term Care .....	NO
8. Other Health .....	NO
9. Private Flood .....	NO
10. Private Passenger Auto .....	YES
11. Short-Term Limited Duration Health Plans .....	NO
12. Travel	NO



**SUPPLEMENT FOR THE YEAR 2024 OF THE FARMERS CASUALTY INSURANCE COMPANY  
MARKET CONDUCT ANNUAL STATEMENT (MCAS) PREMIUM EXHIBIT FOR YEAR**

For The Year Ended December 31, 2024  
(To Be Filed by March 1)

**FOR THE STATE OF: Rhode Island**

NAIC Group Code 0069

NAIC Company Code 40169

MCAS LINE OF BUSINESS	MCAS Reportable Premium/Considerations (Yes/No)
1. Disability Income .....	NO
2. Health .....	NO
3. Homeowners .....	NO
4. Individual Annuity .....	NO
5. Individual Life .....	NO
6. Lender-Placed Home and Auto .....	NO
7. Long-Term Care .....	NO
8. Other Health .....	NO
9. Private Flood .....	NO
10. Private Passenger Auto .....	YES
11. Short-Term Limited Duration Health Plans .....	NO
12. Travel	NO



**SUPPLEMENT FOR THE YEAR 2024 OF THE FARMERS CASUALTY INSURANCE COMPANY  
 MARKET CONDUCT ANNUAL STATEMENT (MCAS) PREMIUM EXHIBIT FOR YEAR**

For The Year Ended December 31, 2024  
 (To Be Filed by March 1)

**FOR THE STATE OF: South Carolina**

NAIC Group Code 0069

NAIC Company Code 40169

MCAS LINE OF BUSINESS	MCAS Reportable Premium/Considerations (Yes/No)
1. Disability Income .....	NO
2. Health .....	NO
3. Homeowners .....	NO
4. Individual Annuity .....	NO
5. Individual Life .....	NO
6. Lender-Placed Home and Auto .....	NO
7. Long-Term Care .....	NO
8. Other Health .....	NO
9. Private Flood .....	NO
10. Private Passenger Auto .....	NO
11. Short-Term Limited Duration Health Plans .....	NO
12. Travel	NO



**SUPPLEMENT FOR THE YEAR 2024 OF THE FARMERS CASUALTY INSURANCE COMPANY  
 MARKET CONDUCT ANNUAL STATEMENT (MCAS) PREMIUM EXHIBIT FOR YEAR**

For The Year Ended December 31, 2024  
 (To Be Filed by March 1)

**FOR THE STATE OF: South Dakota**

NAIC Group Code 0069

NAIC Company Code 40169

MCAS LINE OF BUSINESS	MCAS Reportable Premium/Considerations (Yes/No)
1. Disability Income .....	NO
2. Health .....	NO
3. Homeowners .....	YES
4. Individual Annuity .....	NO
5. Individual Life .....	NO
6. Lender-Placed Home and Auto .....	NO
7. Long-Term Care .....	NO
8. Other Health .....	NO
9. Private Flood .....	NO
10. Private Passenger Auto .....	YES
11. Short-Term Limited Duration Health Plans .....	NO
12. Travel	NO



**SUPPLEMENT FOR THE YEAR 2024 OF THE FARMERS CASUALTY INSURANCE COMPANY  
 MARKET CONDUCT ANNUAL STATEMENT (MCAS) PREMIUM EXHIBIT FOR YEAR**

For The Year Ended December 31, 2024  
 (To Be Filed by March 1)

**FOR THE STATE OF: Tennessee**

NAIC Group Code 0069

NAIC Company Code 40169

MCAS LINE OF BUSINESS	MCAS Reportable Premium/Considerations (Yes/No)
1. Disability Income .....	NO
2. Health .....	NO
3. Homeowners .....	YES
4. Individual Annuity .....	NO
5. Individual Life .....	NO
6. Lender-Placed Home and Auto .....	NO
7. Long-Term Care .....	NO
8. Other Health .....	NO
9. Private Flood .....	NO
10. Private Passenger Auto .....	YES
11. Short-Term Limited Duration Health Plans .....	NO
12. Travel	NO





**SUPPLEMENT FOR THE YEAR 2024 OF THE FARMERS CASUALTY INSURANCE COMPANY  
 MARKET CONDUCT ANNUAL STATEMENT (MCAS) PREMIUM EXHIBIT FOR YEAR**

For The Year Ended December 31, 2024  
 (To Be Filed by March 1)

**FOR THE STATE OF: Texas**

NAIC Group Code 0069

NAIC Company Code 40169

MCAS LINE OF BUSINESS	MCAS Reportable Premium/Considerations (Yes/No)
1. Disability Income .....	NO
2. Health .....	NO
3. Homeowners .....	NO
4. Individual Annuity .....	NO
5. Individual Life .....	NO
6. Lender-Placed Home and Auto .....	NO
7. Long-Term Care .....	NO
8. Other Health .....	NO
9. Private Flood .....	NO
10. Private Passenger Auto .....	YES
11. Short-Term Limited Duration Health Plans .....	NO
12. Travel	NO



**SUPPLEMENT FOR THE YEAR 2024 OF THE FARMERS CASUALTY INSURANCE COMPANY  
 MARKET CONDUCT ANNUAL STATEMENT (MCAS) PREMIUM EXHIBIT FOR YEAR**

For The Year Ended December 31, 2024  
 (To Be Filed by March 1)

**FOR THE STATE OF: Utah**

NAIC Group Code 0069

NAIC Company Code 40169

MCAS LINE OF BUSINESS	MCAS Reportable Premium/Considerations (Yes/No)
1. Disability Income .....	NO.....
2. Health .....	NO.....
3. Homeowners .....	NO.....
4. Individual Annuity .....	NO.....
5. Individual Life .....	NO.....
6. Lender-Placed Home and Auto .....	NO.....
7. Long-Term Care .....	NO.....
8. Other Health .....	NO.....
9. Private Flood .....	NO.....
10. Private Passenger Auto .....	YES.....
11. Short-Term Limited Duration Health Plans .....	NO.....
12. Travel .....	NO.....



**SUPPLEMENT FOR THE YEAR 2024 OF THE FARMERS CASUALTY INSURANCE COMPANY  
 MARKET CONDUCT ANNUAL STATEMENT (MCAS) PREMIUM EXHIBIT FOR YEAR**

For The Year Ended December 31, 2024  
 (To Be Filed by March 1)

**FOR THE STATE OF: Virginia**

NAIC Group Code 0069

NAIC Company Code 40169

MCAS LINE OF BUSINESS	MCAS Reportable Premium/Considerations (Yes/No)
1. Disability Income .....	NO
2. Health .....	NO
3. Homeowners .....	YES
4. Individual Annuity .....	NO
5. Individual Life .....	NO
6. Lender-Placed Home and Auto .....	NO
7. Long-Term Care .....	NO
8. Other Health .....	NO
9. Private Flood .....	NO
10. Private Passenger Auto .....	YES
11. Short-Term Limited Duration Health Plans .....	NO
12. Travel	NO



**SUPPLEMENT FOR THE YEAR 2024 OF THE FARMERS CASUALTY INSURANCE COMPANY  
 MARKET CONDUCT ANNUAL STATEMENT (MCAS) PREMIUM EXHIBIT FOR YEAR**

For The Year Ended December 31, 2024  
 (To Be Filed by March 1)

**FOR THE STATE OF: Washington**

NAIC Group Code 0069

NAIC Company Code 40169

MCAS LINE OF BUSINESS	MCAS Reportable Premium/Considerations (Yes/No)
1. Disability Income .....	NO
2. Health .....	NO
3. Homeowners .....	NO
4. Individual Annuity .....	NO
5. Individual Life .....	NO
6. Lender-Placed Home and Auto .....	NO
7. Long-Term Care .....	NO
8. Other Health .....	NO
9. Private Flood .....	NO
10. Private Passenger Auto .....	YES
11. Short-Term Limited Duration Health Plans .....	NO
12. Travel	NO



**SUPPLEMENT FOR THE YEAR 2024 OF THE FARMERS CASUALTY INSURANCE COMPANY  
 MARKET CONDUCT ANNUAL STATEMENT (MCAS) PREMIUM EXHIBIT FOR YEAR**

For The Year Ended December 31, 2024  
 (To Be Filed by March 1)

**FOR THE STATE OF: West Virginia**

NAIC Group Code 0069

NAIC Company Code 40169

MCAS LINE OF BUSINESS	MCAS Reportable Premium/Considerations (Yes/No)
1. Disability Income .....	NO
2. Health .....	NO
3. Homeowners .....	NO
4. Individual Annuity .....	NO
5. Individual Life .....	NO
6. Lender-Placed Home and Auto .....	NO
7. Long-Term Care .....	NO
8. Other Health .....	NO
9. Private Flood .....	NO
10. Private Passenger Auto .....	YES
11. Short-Term Limited Duration Health Plans .....	NO
12. Travel	NO



**SUPPLEMENT FOR THE YEAR 2024 OF THE FARMERS CASUALTY INSURANCE COMPANY  
 MARKET CONDUCT ANNUAL STATEMENT (MCAS) PREMIUM EXHIBIT FOR YEAR**

For The Year Ended December 31, 2024  
 (To Be Filed by March 1)

**FOR THE STATE OF: Wisconsin**

NAIC Group Code 0069

NAIC Company Code 40169

MCAS LINE OF BUSINESS	MCAS Reportable Premium/Considerations (Yes/No)
1. Disability Income .....	NO
2. Health .....	NO
3. Homeowners .....	NO
4. Individual Annuity .....	NO
5. Individual Life .....	NO
6. Lender-Placed Home and Auto .....	NO
7. Long-Term Care .....	NO
8. Other Health .....	NO
9. Private Flood .....	NO
10. Private Passenger Auto .....	YES
11. Short-Term Limited Duration Health Plans .....	NO
12. Travel	NO