



PROPERTY AND CASUALTY COMPANIES – ASSOCIATION EDITION

ANNUAL STATEMENT
AS OF DECEMBER 31, 2024
OF THE CONDITION AND AFFAIRS OF THE
METROPOLITAN GENERAL INSURANCE COMPANY

NAIC Group Code 0241 0241 NAIC Company Code 39950 Employer's ID Number 22-2342710
(Current) (Prior)

Organized under the Laws of Rhode Island State of Domicile or Port of Entry Rhode Island
Country of Domicile United States of America
Incorporated/Organized 06/30/1980 Commenced Business 10/13/1981
Statutory Home Office 700 Quaker Lane Warwick, RI 02886-6669
(Street and Number) (City or Town, State and Zip Code)
Main Administrative Office 700 Quaker Lane
(Street and Number)
Warwick, RI 02886-6669 401-827-2400
(City or Town, State and Zip Code) (Area Code) (Telephone Number)
Mail Address 18210 Crane Nest Drive, 3rd Floor Tampa, FL 33647
(Street and Number or P.O. Box) (City or Town, State and Zip Code)
Primary Location of Books and Records 700 Quaker Lane
(Street and Number)
Warwick, RI 02886-6669 401-827-2400
(City or Town, State and Zip Code) (Area Code) (Telephone Number)
Internet Web Site Address www.metlife.com
Statutory Statement Contact Phillippe Desilles 813-983-4100
(Name) (Area Code) (Telephone Number)
pdesilles@metlife.com 813-983-6493
(E-mail Address) (Fax Number)

OFFICERS

President INGRID ELIZABETH TOLENTINO Treasurer CHARLES PATRICK CONNERY
Vice President and Chief Financial Officer GARY PAUL GLACKEN Secretary MICHELE MARIE WEBER #

OTHER

DAN PRICHARD ANTILLEY, JR. # ROGER CARL ELDER CHARLES SHERIDAN SCULLY
Senior Vice President and Chief Information Security Officer Vice President and General Counsel Executive Vice President & Executive Investment Officer
CRAIG DAVID ROGERS RICHARD ANDREW STEVENS
Controller Vice President

DIRECTORS OR TRUSTEES

GARY PAUL GLACKEN BRIAN JAMES JORGENSEN INGRID ELIZABETH TOLENTINO
MICHAEL PATRICK WALLING

State of Ohio } SS State of New York } SS State of New Jersey } SS
County of Cuyahoga } County of New York } County of Somerset }

The officers of this reporting entity being duly sworn, each depose and say that they are the described officers of said reporting entity, and that on the reporting period stated above, all of the herein described assets were the absolute property of the said reporting entity, free and clear from any liens or claims thereon, except as herein stated, and that this statement, together with related exhibits, schedules and explanations therein contained, annexed or referred to, is a full and true statement of all the assets and liabilities and of the condition and affairs of the said reporting entity as of the reporting period stated above, and of its income and deductions there from for the period ended, and have been completed in accordance with the NAIC Quarterly Statement Instructions and Accounting Practices and Procedures manual except to the extent that: (1) state law may differ; or, (2) that state rules or regulations require differences in reporting not related to accounting practices and procedures, according to the best of their information, knowledge and belief, respectively. Furthermore, the scope of this attestation by the described officers also includes the related corresponding electronic filing with the NAIC, when required, that is an exact copy (except for formatting differences due to electronic filing) of the enclosed statement. The electronic filing may be requested by various regulators in lieu of or in addition to the enclosed statement.

Ingrid Elizabeth Tolentino
INGRID ELIZABETH TOLENTINO
President


Michele Marie Weber
MICHELE MARIE WEBER #
Secretary

GARY PAUL GLACKEN
GARY PAUL GLACKEN
Vice President and Chief Financial Officer

Subscribed and sworn to before me this
4th day of February, 2025.
Michelle Bazzichi
Notary for Tolentino

Subscribed and sworn to before me this
14th day of January, 2025.
Susan May
Notary for Weber

Subscribed and sworn to before me this
4th day of February, 2025.
Michelle Bazzichi
Notary for Glacken


MICHELLE BAZZICHI
Notary Public
State of Ohio
My Comm. Expires
July 22, 2029

Notary Public - State of New York
No. 01MA6086282
Qualified in Queens County
Certificate Filed in New York County
My Commission Expires May 21, 2027

- a. Is this an original filing? Yes [X]
b. If no,
1. State the amendment number
2. Date filed
3. Number of pages attached





ANNUAL STATEMENT FOR THE YEAR 2024 OF THE METROPOLITAN GENERAL INSURANCE COMPANY

EXHIBIT OF PREMIUMS AND LOSSES (Statutory Page 14)

NAIC Group Code 0241

BUSINESS IN THE STATE OF Alabama

DURING THE YEAR 2024

NAIC Company Code 39950

Line of Business	Gross Premiums, Including Policy and Membership Fees, Less Return Premiums and Premiums on Policies not Taken		3	4	5	6	7	8	9	10	11	12
	1	2										
	Direct Premiums Written	Direct Premiums Earned	Dividends Paid or Credited to Policyholders on Direct Business	Direct Unearned Premium Reserves	Direct Losses Paid (deducting salvage)	Direct Losses Incurred	Direct Losses Unpaid	Direct Defense and Cost Containment Expense Paid	Direct Defense and Cost Containment Expense Incurred	Direct Defense and Cost Containment Expense Unpaid	Commissions and Brokerage Expenses	Taxes, Licenses and Fees
1. Fire												
2.1 Allied Lines												
2.2 Multiple Peril Crop												
2.3 Federal Flood												
2.4. Private Crop												
2.5 Private Flood												
3. Farmowners Multiple Peril												
4. Homeowners Multiple Peril												
5.1 Commercial Multiple Peril (Non-Liability Portion)												
5.2 Commercial Multiple Peril (Liability Portion)												
6. Mortgage Guaranty												
8. Ocean Marine												
9.1 Inland Marine												
9.2 Pet Insurance Plans	1,409,274	1,144,141		761,227	747,518	781,085	89,790				22,208	53,540
10. Financial Guaranty												
11.1 Medical Professional Liability - Occurrence												
11.2 Medical Professional Liability - Claims-Made												
12. Earthquake												
13.1 Comprehensive (hospital and medical) ind (b)												
13.2 Comprehensive (hospital and medical) group (b)												
14. Credit A&H (Group and Individual)												
15.1 Vision Only (b).....												
15.2 Dental Only (b)												
15.3 Disability Income (b)												
15.4 Medicare Supplement (b)												
15.5 Medicaid Title XIX (b)												
15.6 Medicare Title XVIII (b).....												
15.7 Long-Term Care (b)												
15.8 Federal Employees Health Benefits Plan (b)												
15.9 Other Health (b)												
16. Workers' Compensation												
17.1 Other Liability - Occurrence												
17.2 Other Liability - Claims-Made												
17.3 Excess Workers' Compensation												
18.1 Products Liability - Occurrence												
18.2 Products Liability - Claims-Made												
19.1 Private Passenger Auto No-Fault (Personal Injury Protection)												
19.2 Other Private Passenger Auto Liability						(1,433)			(88)			
19.3 Commercial Auto No-Fault (Personal Injury Protection)												
19.4 Other Commercial Auto Liability												
21.1 Private Passenger Auto Physical Damage						(215)						
21.2 Commercial Auto Physical Damage												
22. Aircraft (all perils)												
23. Fidelity												
24. Surety												
26. Burglary and Theft												
27. Boiler and Machinery												
28. Credit												
29. International												
30. Warranty												
31. Reins nonproportional assumed property	XXX	XXX	XXX	XXX	XXX	XXX	XXX	XXX	XXX	XXX	XXX	XXX
32. Reins nonproportional assumed liability	XXX	XXX	XXX	XXX	XXX	XXX	XXX	XXX	XXX	XXX	XXX	XXX
33. Reins nonproportional assumed financial lines	XXX	XXX	XXX	XXX	XXX	XXX	XXX	XXX	XXX	XXX	XXX	XXX
34. Aggregate Write-Ins for Other Lines of Business	1,866,196	1,844,946		164,581	290,138	246,634	26,002				182,846	67,519
35. Total (a)	3,275,470	2,989,087		925,808	1,037,656	1,026,071	115,792		(88)		205,054	121,059
DETAILS OF WRITE-INS												
3401. Prepaid legal	1,866,196	1,844,946		164,581	290,138	246,634	26,002				182,846	67,519
3402.												
3403.												
3498. Summary of remaining write-ins for Line 34 from overflow page												
3499. Totals (Lines 3401 through 3403 plus 3498)(Line 34 above)	1,866,196	1,844,946		164,581	290,138	246,634	26,002				182,846	67,519

(a) Finance and service charges not included in Lines 1 to 35 \$ 79,296

(b) For health business on indicated lines report: Number of persons insured under PPO managed care products and number of persons insured under indemnity only products



ANNUAL STATEMENT FOR THE YEAR 2024 OF THE METROPOLITAN GENERAL INSURANCE COMPANY

EXHIBIT OF PREMIUMS AND LOSSES (Statutory Page 14)

NAIC Group Code 0241 BUSINESS IN THE STATE OF Alaska DURING THE YEAR 2024 NAIC Company Code 39950

Line of Business	Gross Premiums, Including Policy and Membership Fees, Less Return Premiums and Premiums on Policies not Taken		3	4	5	6	7	8	9	10	11	12
	1	2										
	Direct Premiums Written	Direct Premiums Earned	Dividends Paid or Credited to Policyholders on Direct Business	Direct Unearned Premium Reserves	Direct Losses Paid (deducting salvage)	Direct Losses Incurred	Direct Losses Unpaid	Direct Defense and Cost Containment Expense Paid	Direct Defense and Cost Containment Expense Incurred	Direct Defense and Cost Containment Expense Unpaid	Commissions and Brokerage Expenses	Taxes, Licenses and Fees
1. Fire												
2.1 Allied Lines												
2.2 Multiple Peril Crop												
2.3 Federal Flood												
2.4. Private Crop												
2.5 Private Flood												
3. Farmowners Multiple Peril												
4. Homeowners Multiple Peril												
5.1 Commercial Multiple Peril (Non-Liability Portion)												
5.2 Commercial Multiple Peril (Liability Portion)												
6. Mortgage Guaranty												
8. Ocean Marine												
9.1 Inland Marine												
9.2 Pet Insurance Plans	846,659	634,188		524,473	475,603	496,960	44,742				10,406	24,347
10. Financial Guaranty												
11.1 Medical Professional Liability - Occurrence												
11.2 Medical Professional Liability - Claims-Made												
12. Earthquake												
13.1 Comprehensive (hospital and medical) ind (b)												
13.2 Comprehensive (hospital and medical) group (b)												
14. Credit A&H (Group and Individual)												
15.1 Vision Only (b).....												
15.2 Dental Only (b)												
15.3 Disability Income (b)												
15.4 Medicare Supplement (b)												
15.5 Medicaid Title XIX (b)												
15.6 Medicare Title XVIII (b).....												
15.7 Long-Term Care (b)												
15.8 Federal Employees Health Benefits Plan (b)												
15.9 Other Health (b)												
16. Workers' Compensation												
17.1 Other Liability - Occurrence												
17.2 Other Liability - Claims-Made												
17.3 Excess Workers' Compensation												
18.1 Products Liability - Occurrence												
18.2 Products Liability - Claims-Made												
19.1 Private Passenger Auto No-Fault (Personal Injury Protection)												
19.2 Other Private Passenger Auto Liability												
19.3 Commercial Auto No-Fault (Personal Injury Protection)												
19.4 Other Commercial Auto Liability												
21.1 Private Passenger Auto Physical Damage												
21.2 Commercial Auto Physical Damage												
22. Aircraft (all perils)												
23. Fidelity												
24. Surety												
26. Burglary and Theft												
27. Boiler and Machinery												
28. Credit												
29. International												
30. Warranty												
31. Reins nonproportional assumed property	XXX	XXX	XXX	XXX	XXX	XXX	XXX	XXX	XXX	XXX	XXX	XXX
32. Reins nonproportional assumed liability	XXX	XXX	XXX	XXX	XXX	XXX	XXX	XXX	XXX	XXX	XXX	XXX
33. Reins nonproportional assumed financial lines	XXX	XXX	XXX	XXX	XXX	XXX	XXX	XXX	XXX	XXX	XXX	XXX
34. Aggregate Write-Ins for Other Lines of Business												1,175
35. Total (a)	846,659	634,188		524,473	475,603	496,960	44,742				10,406	25,522
DETAILS OF WRITE-INS												
3401. Prepaid legal												1,175
3402.												
3403.												
3498. Summary of remaining write-ins for Line 34 from overflow page												
3499. Totals (Lines 3401 through 3403 plus 3498)(Line 34 above)												1,175

(a) Finance and service charges not included in Lines 1 to 35 \$ 38,810
(b) For health business on indicated lines report: Number of persons insured under PPO managed care products and number of persons insured under indemnity only products



ANNUAL STATEMENT FOR THE YEAR 2024 OF THE METROPOLITAN GENERAL INSURANCE COMPANY

EXHIBIT OF PREMIUMS AND LOSSES (Statutory Page 14)

NAIC Group Code 0241

BUSINESS IN THE STATE OF Arizona

DURING THE YEAR 2024

NAIC Company Code 39950

Line of Business	Gross Premiums, Including Policy and Membership Fees, Less Return Premiums and Premiums on Policies not Taken		3 Dividends Paid or Credited to Policyholders on Direct Business	4 Direct Unearned Premium Reserves	5 Direct Losses Paid (deducting salvage)	6 Direct Losses Incurred	7 Direct Losses Unpaid	8 Direct Defense and Cost Containment Expense Paid	9 Direct Defense and Cost Containment Expense Incurred	10 Direct Defense and Cost Containment Expense Unpaid	11 Commissions and Brokerage Expenses	12 Taxes, Licenses and Fees
	1 Direct Premiums Written	2 Direct Premiums Earned										
1. Fire												
2.1 Allied Lines												
2.2 Multiple Peril Crop												
2.3 Federal Flood												
2.4. Private Crop												
2.5 Private Flood												
3. Farmowners Multiple Peril												
4. Homeowners Multiple Peril												
5.1 Commercial Multiple Peril (Non-Liability Portion)												
5.2 Commercial Multiple Peril (Liability Portion)												
6. Mortgage Guaranty												
8. Ocean Marine												
9.1 Inland Marine												
9.2 Pet Insurance Plans	7, 175, 368	5, 915, 503		3, 810, 965	4, 621, 691	4, 829, 227	567, 705				139, 418	152, 751
10. Financial Guaranty												
11.1 Medical Professional Liability - Occurrence												
11.2 Medical Professional Liability - Claims-Made												
12. Earthquake												
13.1 Comprehensive (hospital and medical) ind (b)												
13.2 Comprehensive (hospital and medical) group (b)												
14. Credit A&H (Group and Individual)												
15.1 Vision Only (b).....												
15.2 Dental Only (b)												
15.3 Disability Income (b)												
15.4 Medicare Supplement (b)												
15.5 Medicaid Title XIX (b)												
15.6 Medicare Title XVIII (b).....												
15.7 Long-Term Care (b)												
15.8 Federal Employees Health Benefits Plan (b)												
15.9 Other Health (b)												
16. Workers' Compensation												
17.1 Other Liability - Occurrence												
17.2 Other Liability - Claims-Made												
17.3 Excess Workers' Compensation												
18.1 Products Liability - Occurrence												
18.2 Products Liability - Claims-Made												
19.1 Private Passenger Auto No-Fault (Personal Injury Protection)												
19.2 Other Private Passenger Auto Liability						(951)			(59)			
19.3 Commercial Auto No-Fault (Personal Injury Protection)												
19.4 Other Commercial Auto Liability												
21.1 Private Passenger Auto Physical Damage						(135)						
21.2 Commercial Auto Physical Damage												
22. Aircraft (all perils)												
23. Fidelity												
24. Surety												
26. Burglary and Theft												
27. Boiler and Machinery												
28. Credit												
29. International												
30. Warranty												
31. Reins nonproportional assumed property	XXX	XXX	XXX	XXX	XXX	XXX	XXX	XXX	XXX	XXX	XXX	XXX
32. Reins nonproportional assumed liability	XXX	XXX	XXX	XXX	XXX	XXX	XXX	XXX	XXX	XXX	XXX	XXX
33. Reins nonproportional assumed financial lines	XXX	XXX	XXX	XXX	XXX	XXX	XXX	XXX	XXX	XXX	XXX	XXX
34. Aggregate Write-Ins for Other Lines of Business	9, 816, 363	9, 647, 107		1, 218, 470	3, 212, 083	3, 174, 358	576, 677				1, 003, 689	143, 161
35. Total (a)	16, 991, 731	15, 562, 610		5, 029, 435	7, 833, 774	8, 002, 499	1, 144, 382		(59)		1, 143, 107	295, 912
DETAILS OF WRITE-INS												
3401. Prepaid legal	9, 816, 363	9, 647, 107		1, 218, 470	3, 212, 083	3, 174, 358	576, 677				1, 003, 689	143, 161
3402.												
3403.												
3498. Summary of remaining write-ins for Line 34 from overflow page												
3499. Totals (Lines 3401 through 3403 plus 3498)(Line 34 above)	9, 816, 363	9, 647, 107		1, 218, 470	3, 212, 083	3, 174, 358	576, 677				1, 003, 689	143, 161

(a) Finance and service charges not included in Lines 1 to 35 \$ 327,891
(b) For health business on indicated lines report: Number of persons insured under PPO managed care products and number of persons insured under indemnity only products



ANNUAL STATEMENT FOR THE YEAR 2024 OF THE METROPOLITAN GENERAL INSURANCE COMPANY

EXHIBIT OF PREMIUMS AND LOSSES (Statutory Page 14)

NAIC Group Code 0241		BUSINESS IN THE STATE OF Arkansas				DURING THE YEAR 2024				NAIC Company Code 39950		
Line of Business	Gross Premiums, Including Policy and Membership Fees, Less Return Premiums and Premiums on Policies not Taken		3 Dividends Paid or Credited to Policyholders on Direct Business	4 Direct Unearned Premium Reserves	5 Direct Losses Paid (deducting salvage)	6 Direct Losses Incurred	7 Direct Losses Unpaid	8 Direct Defense and Cost Containment Expense Paid	9 Direct Defense and Cost Containment Expense Incurred	10 Direct Defense and Cost Containment Expense Unpaid	11 Commissions and Brokerage Expenses	12 Taxes, Licenses and Fees
	1 Direct Premiums Written	2 Direct Premiums Earned										
Fire												
Allied Lines												
Multiple Peril Crop												
Federal Flood												
Private Crop												
Private Flood												
Farmowners Multiple Peril												
Homeowners Multiple Peril												
Commercial Multiple Peril (Non-Liability Portion)												
Commercial Multiple Peril (Liability Portion)												
Mortgage Guaranty												
Ocean Marine												
Inland Marine												
Pet Insurance Plans	556,177	449,199		288,298	278,867	291,389	34,114				14,013	17,320
Financial Guaranty												
Medical Professional Liability - Occurrence												
Medical Professional Liability - Claims-Made												
Earthquake												
Comprehensive (hospital and medical) ind (b)												
Comprehensive (hospital and medical) group (b)												
Credit A&H (Group and Individual)												
Vision Only (b).....												
Dental Only (b)												
Disability Income (b)												
Medicare Supplement (b)												
Medicaid Title XIX (b)												
Medicare Title XVIII (b).....												
Long-Term Care (b)												
Federal Employees Health Benefits Plan (b)												
Other Health (b)												
Workers' Compensation												
Other Liability - Occurrence												
Other Liability - Claims-Made												
Excess Workers' Compensation												
Products Liability - Occurrence												
Products Liability - Claims-Made												
Private Passenger Auto No-Fault (Personal Injury Protection)												
Other Private Passenger Auto Liability												
Commercial Auto No-Fault (Personal Injury Protection)												
Other Commercial Auto Liability												
Private Passenger Auto Physical Damage												
Commercial Auto Physical Damage												
Aircraft (all perils)												
Fidelity												
Surety												
Burglary and Theft												
Boiler and Machinery												
Credit												
International												
Warranty												
Reins nonproportional assumed property	XXX	XXX	XXX	XXX	XXX	XXX	XXX	XXX	XXX	XXX	XXX	XXX
Reins nonproportional assumed liability	XXX	XXX	XXX	XXX	XXX	XXX	XXX	XXX	XXX	XXX	XXX	XXX
Reins nonproportional assumed financial lines	XXX	XXX	XXX	XXX	XXX	XXX	XXX	XXX	XXX	XXX	XXX	XXX
Aggregate Write-Ins for Other Lines of Business												(78)
Total (a)	556,177	449,199		288,298	278,867	291,389	34,114				14,013	17,242
DETAILS OF WRITE-INS												
Prepaid legal												(278)
Fees associated with inactive licenses												200
Summary of remaining write-ins for Line 34 from overflow page												
Totals (Lines 3401 through 3403 plus 3498)(Line 34 above)												
(78)												

(a) Finance and service charges not included in Lines 1 to 35 \$ 30,463
(b) For health business on indicated lines report: Number of persons insured under PPO managed care products and number of persons insured under indemnity only products



ANNUAL STATEMENT FOR THE YEAR 2024 OF THE METROPOLITAN GENERAL INSURANCE COMPANY

EXHIBIT OF PREMIUMS AND LOSSES (Statutory Page 14)

NAIC Group Code 0241 BUSINESS IN THE STATE OF California DURING THE YEAR 2024 NAIC Company Code 39950

Line of Business	Gross Premiums, Including Policy and Membership Fees, Less Return Premiums and Premiums on Policies not Taken		3	4	5	6	7	8	9	10	11	12
	1	2										
	Direct Premiums Written	Direct Premiums Earned	Dividends Paid or Credited to Policyholders on Direct Business	Direct Unearned Premium Reserves	Direct Losses Paid (deducting salvage)	Direct Losses Incurred	Direct Losses Unpaid	Direct Defense and Cost Containment Expense Paid	Direct Defense and Cost Containment Expense Incurred	Direct Defense and Cost Containment Expense Unpaid	Commissions and Brokerage Expenses	Taxes, Licenses and Fees
1. Fire												
2.1 Allied Lines												
2.2 Multiple Peril Crop												
2.3 Federal Flood												
2.4. Private Crop												
2.5 Private Flood												
3. Farmowners Multiple Peril												
4. Homeowners Multiple Peril												
5.1 Commercial Multiple Peril (Non-Liability Portion)												
5.2 Commercial Multiple Peril (Liability Portion)												
6. Mortgage Guaranty												
8. Ocean Marine												
9.1 Inland Marine												
9.2 Pet Insurance Plans	56,472,219	43,509,053		30,401,689	44,887,889	46,903,566	4,721,908				1,064,097	1,423,714
10. Financial Guaranty												
11.1 Medical Professional Liability - Occurrence												
11.2 Medical Professional Liability - Claims-Made												
12. Earthquake												
13.1 Comprehensive (hospital and medical) ind (b)												
13.2 Comprehensive (hospital and medical) group (b)												
14. Credit A&H (Group and Individual)												
15.1 Vision Only (b).....												
15.2 Dental Only (b)												
15.3 Disability Income (b)												
15.4 Medicare Supplement (b)												
15.5 Medicaid Title XIX (b)												
15.6 Medicare Title XVIII (b).....												
15.7 Long-Term Care (b)												
15.8 Federal Employees Health Benefits Plan (b)												
15.9 Other Health (b)												
16. Workers' Compensation												
17.1 Other Liability - Occurrence												
17.2 Other Liability - Claims-Made												
17.3 Excess Workers' Compensation												
18.1 Products Liability - Occurrence												
18.2 Products Liability - Claims-Made												
19.1 Private Passenger Auto No-Fault (Personal Injury Protection)												
19.2 Other Private Passenger Auto Liability												
19.3 Commercial Auto No-Fault (Personal Injury Protection)												
19.4 Other Commercial Auto Liability												
21.1 Private Passenger Auto Physical Damage												
21.2 Commercial Auto Physical Damage												
22. Aircraft (all perils)												
23. Fidelity												
24. Surety												
26. Burglary and Theft												
27. Boiler and Machinery												
28. Credit												
29. International												
30. Warranty												
31. Reins nonproportional assumed property	XXX	XXX	XXX	XXX	XXX	XXX	XXX	XXX	XXX	XXX	XXX	XXX
32. Reins nonproportional assumed liability	XXX	XXX	XXX	XXX	XXX	XXX	XXX	XXX	XXX	XXX	XXX	XXX
33. Reins nonproportional assumed financial lines	XXX	XXX	XXX	XXX	XXX	XXX	XXX	XXX	XXX	XXX	XXX	XXX
34. Aggregate Write-Ins for Other Lines of Business	19,227,923	17,167,494		4,930,036	5,667,411	7,990,213	2,322,802				1,806,951	407,708
35. Total (a)	75,700,142	60,676,547		35,331,725	50,555,300	54,893,779	7,044,710				2,871,048	1,831,422
DETAILS OF WRITE-INS												
3401. Prepaid legal	19,227,923	17,167,494		4,930,036	5,667,411	7,990,213	2,322,802				1,806,951	407,708
3402.												
3403.												
3498. Summary of remaining write-ins for Line 34 from overflow page												
3499. Totals (Lines 3401 through 3403 plus 3498)(Line 34 above)	19,227,923	17,167,494		4,930,036	5,667,411	7,990,213	2,322,802				1,806,951	407,708

(a) Finance and service charges not included in Lines 1 to 35 \$2,452,458
(b) For health business on indicated lines report: Number of persons insured under PPO managed care products and number of persons insured under indemnity only products



ANNUAL STATEMENT FOR THE YEAR 2024 OF THE METROPOLITAN GENERAL INSURANCE COMPANY

EXHIBIT OF PREMIUMS AND LOSSES (Statutory Page 14)

NAIC Group Code 0241

BUSINESS IN THE STATE OF Colorado

DURING THE YEAR 2024

NAIC Company Code 39950

Line of Business	Gross Premiums, Including Policy and Membership Fees, Less Return Premiums and Premiums on Policies not Taken		3	4	5	6	7	8	9	10	11	12
	1	2										
	Direct Premiums Written	Direct Premiums Earned	Dividends Paid or Credited to Policyholders on Direct Business	Direct Unearned Premium Reserves	Direct Losses Paid (deducting salvage)	Direct Losses Incurred	Direct Losses Unpaid	Direct Defense and Cost Containment Expense Paid	Direct Defense and Cost Containment Expense Incurred	Direct Defense and Cost Containment Expense Unpaid	Commissions and Brokerage Expenses	Taxes, Licenses and Fees
1. Fire												
2.1 Allied Lines												
2.2 Multiple Peril Crop												
2.3 Federal Flood												
2.4. Private Crop												
2.5 Private Flood												
3. Farmowners Multiple Peril												
4. Homeowners Multiple Peril						(34,253)			(61)			
5.1 Commercial Multiple Peril (Non-Liability Portion)												
5.2 Commercial Multiple Peril (Liability Portion)												
6. Mortgage Guaranty												
8. Ocean Marine												
9.1 Inland Marine						(32)						
9.2 Pet Insurance Plans	9,385,061	7,649,218		4,884,958	6,249,225	6,529,844	751,146				176,147	219,536
10. Financial Guaranty												
11.1 Medical Professional Liability - Occurrence												
11.2 Medical Professional Liability - Claims-Made												
12. Earthquake												
13.1 Comprehensive (hospital and medical) ind (b)												
13.2 Comprehensive (hospital and medical) group (b)												
14. Credit A&H (Group and Individual)												
15.1 Vision Only (b).....												
15.2 Dental Only (b)												
15.3 Disability Income (b)												
15.4 Medicare Supplement (b)												
15.5 Medicaid Title XIX (b)												
15.6 Medicare Title XVIII (b).....												
15.7 Long-Term Care (b)												
15.8 Federal Employees Health Benefits Plan (b)												
15.9 Other Health (b)												
16. Workers' Compensation												
17.1 Other Liability - Occurrence												
17.2 Other Liability - Claims-Made												
17.3 Excess Workers' Compensation												
18.1 Products Liability - Occurrence												
18.2 Products Liability - Claims-Made												
19.1 Private Passenger Auto No-Fault (Personal Injury Protection)												
19.2 Other Private Passenger Auto Liability						(676)			(36)			
19.3 Commercial Auto No-Fault (Personal Injury Protection)												
19.4 Other Commercial Auto Liability												
21.1 Private Passenger Auto Physical Damage						(85)						
21.2 Commercial Auto Physical Damage												
22. Aircraft (all perils)												
23. Fidelity												
24. Surety												
26. Burglary and Theft												
27. Boiler and Machinery												
28. Credit												
29. International												
30. Warranty												
31. Reins nonproportional assumed property	XXX	XXX	XXX	XXX	XXX	XXX	XXX	XXX	XXX	XXX	XXX	XXX
32. Reins nonproportional assumed liability	XXX	XXX	XXX	XXX	XXX	XXX	XXX	XXX	XXX	XXX	XXX	XXX
33. Reins nonproportional assumed financial lines	XXX	XXX	XXX	XXX	XXX	XXX	XXX	XXX	XXX	XXX	XXX	XXX
34. Aggregate Write-Ins for Other Lines of Business												2,563
35. Total (a)	9,385,061	7,649,218		4,884,958	6,249,225	6,494,798	751,146		(97)		176,147	222,099
DETAILS OF WRITE-INS												
3401. Prepaid legal												2,563
3402.												
3403.												
3498. Summary of remaining write-ins for Line 34 from overflow page												
3499. Totals (Lines 3401 through 3403 plus 3498)(Line 34 above)												2,563

(a) Finance and service charges not included in Lines 1 to 35 \$ 383,980

(b) For health business on indicated lines report: Number of persons insured under PPO managed care products and number of persons insured under indemnity only products



ANNUAL STATEMENT FOR THE YEAR 2024 OF THE METROPOLITAN GENERAL INSURANCE COMPANY

EXHIBIT OF PREMIUMS AND LOSSES (Statutory Page 14)

NAIC Group Code 0241 BUSINESS IN THE STATE OF Connecticut DURING THE YEAR 2024 NAIC Company Code 39950

Line of Business	Gross Premiums, Including Policy and Membership Fees, Less Return Premiums and Premiums on Policies not Taken		3 Dividends Paid or Credited to Policyholders on Direct Business	4 Direct Unearned Premium Reserves	5 Direct Losses Paid (deducting salvage)	6 Direct Losses Incurred	7 Direct Losses Unpaid	8 Direct Defense and Cost Containment Expense Paid	9 Direct Defense and Cost Containment Expense Incurred	10 Direct Defense and Cost Containment Expense Unpaid	11 Commissions and Brokerage Expenses	12 Taxes, Licenses and Fees
	1 Direct Premiums Written	2 Direct Premiums Earned										
1. Fire												
2.1 Allied Lines												
2.2 Multiple Peril Crop												
2.3 Federal Flood												
2.4. Private Crop												
2.5 Private Flood												
3. Farmowners Multiple Peril												
4. Homeowners Multiple Peril												
5.1 Commercial Multiple Peril (Non-Liability Portion)												
5.2 Commercial Multiple Peril (Liability Portion)												
6. Mortgage Guaranty												
8. Ocean Marine												
9.1 Inland Marine												
9.2 Pet Insurance Plans	5,593,415	4,219,473		3,010,222	4,139,928	4,325,831	487,088				114,965	126,102
10. Financial Guaranty												
11.1 Medical Professional Liability - Occurrence												
11.2 Medical Professional Liability - Claims-Made												
12. Earthquake												
13.1 Comprehensive (hospital and medical) ind (b)												
13.2 Comprehensive (hospital and medical) group (b)												
14. Credit A&H (Group and Individual)												
15.1 Vision Only (b).....												
15.2 Dental Only (b)												
15.3 Disability Income (b)												
15.4 Medicare Supplement (b)												
15.5 Medicaid Title XIX (b)												
15.6 Medicare Title XVIII (b).....												
15.7 Long-Term Care (b)												
15.8 Federal Employees Health Benefits Plan (b)												
15.9 Other Health (b)												
16. Workers' Compensation												
17.1 Other Liability - Occurrence												
17.2 Other Liability - Claims-Made												
17.3 Excess Workers' Compensation												
18.1 Products Liability - Occurrence												
18.2 Products Liability - Claims-Made												
19.1 Private Passenger Auto No-Fault (Personal Injury Protection)												
19.2 Other Private Passenger Auto Liability						(327)			(21)			
19.3 Commercial Auto No-Fault (Personal Injury Protection)												
19.4 Other Commercial Auto Liability												
21.1 Private Passenger Auto Physical Damage						(39)						
21.2 Commercial Auto Physical Damage												
22. Aircraft (all perils)												
23. Fidelity												
24. Surety												
26. Burglary and Theft												
27. Boiler and Machinery												
28. Credit												
29. International												
30. Warranty												
31. Reins nonproportional assumed property	XXX	XXX	XXX	XXX	XXX	XXX	XXX	XXX	XXX	XXX	XXX	XXX
32. Reins nonproportional assumed liability	XXX	XXX	XXX	XXX	XXX	XXX	XXX	XXX	XXX	XXX	XXX	XXX
33. Reins nonproportional assumed financial lines	XXX	XXX	XXX	XXX	XXX	XXX	XXX	XXX	XXX	XXX	XXX	XXX
34. Aggregate Write-Ins for Other Lines of Business												62
35. Total (a)	5,593,415	4,219,473		3,010,222	4,139,928	4,325,465	487,088		(21)		114,965	126,164
DETAILS OF WRITE-INS												
3401. Prepaid legal												62
3402.												
3403.												
3498. Summary of remaining write-ins for Line 34 from overflow page												
3499. Totals (Lines 3401 through 3403 plus 3498)(Line 34 above)												62

(a) Finance and service charges not included in Lines 1 to 35 \$211,986
(b) For health business on indicated lines report: Number of persons insured under PPO managed care products and number of persons insured under indemnity only products



ANNUAL STATEMENT FOR THE YEAR 2024 OF THE METROPOLITAN GENERAL INSURANCE COMPANY

EXHIBIT OF PREMIUMS AND LOSSES (Statutory Page 14)

NAIC Group Code 0241 BUSINESS IN THE STATE OF Delaware DURING THE YEAR 2024 NAIC Company Code 39950

Line of Business	Gross Premiums, Including Policy and Membership Fees, Less Return Premiums and Premiums on Policies not Taken		3	4	5	6	7	8	9	10	11	12
	1	2										
	Direct Premiums Written	Direct Premiums Earned	Dividends Paid or Credited to Policyholders on Direct Business	Direct Unearned Premium Reserves	Direct Losses Paid (deducting salvage)	Direct Losses Incurred	Direct Losses Unpaid	Direct Defense and Cost Containment Expense Paid	Direct Defense and Cost Containment Expense Incurred	Direct Defense and Cost Containment Expense Unpaid	Commissions and Brokerage Expenses	Taxes, Licenses and Fees
1. Fire												
2.1 Allied Lines												
2.2 Multiple Peril Crop												
2.3 Federal Flood												
2.4. Private Crop												
2.5 Private Flood												
3. Farmowners Multiple Peril												
4. Homeowners Multiple Peril												
5.1 Commercial Multiple Peril (Non-Liability Portion)												
5.2 Commercial Multiple Peril (Liability Portion)												
6. Mortgage Guaranty												
8. Ocean Marine												
9.1 Inland Marine												
9.2 Pet Insurance Plans	940,764	755,444		509,271	520,602	543,980	63,291				18,269	24,681
10. Financial Guaranty												
11.1 Medical Professional Liability - Occurrence												
11.2 Medical Professional Liability - Claims-Made												
12. Earthquake												
13.1 Comprehensive (hospital and medical) ind (b)												
13.2 Comprehensive (hospital and medical) group (b)												
14. Credit A&H (Group and Individual)												
15.1 Vision Only (b).....												
15.2 Dental Only (b)												
15.3 Disability Income (b)												
15.4 Medicare Supplement (b)												
15.5 Medicaid Title XIX (b)												
15.6 Medicare Title XVIII (b).....												
15.7 Long-Term Care (b)												
15.8 Federal Employees Health Benefits Plan (b)												
15.9 Other Health (b)												
16. Workers' Compensation												
17.1 Other Liability - Occurrence												
17.2 Other Liability - Claims-Made												
17.3 Excess Workers' Compensation												
18.1 Products Liability - Occurrence												
18.2 Products Liability - Claims-Made												
19.1 Private Passenger Auto No-Fault (Personal Injury Protection)												
19.2 Other Private Passenger Auto Liability												
19.3 Commercial Auto No-Fault (Personal Injury Protection)												
19.4 Other Commercial Auto Liability												
21.1 Private Passenger Auto Physical Damage												
21.2 Commercial Auto Physical Damage												
22. Aircraft (all perils)												
23. Fidelity												
24. Surety												
26. Burglary and Theft												
27. Boiler and Machinery												
28. Credit												
29. International												
30. Warranty												
31. Reins nonproportional assumed property	XXX	XXX	XXX	XXX	XXX	XXX	XXX	XXX	XXX	XXX	XXX	XXX
32. Reins nonproportional assumed liability	XXX	XXX	XXX	XXX	XXX	XXX	XXX	XXX	XXX	XXX	XXX	XXX
33. Reins nonproportional assumed financial lines	XXX	XXX	XXX	XXX	XXX	XXX	XXX	XXX	XXX	XXX	XXX	XXX
34. Aggregate Write-Ins for Other Lines of Business												
35. Total (a)	940,764	755,444		509,271	520,602	543,980	63,291				18,269	24,681
DETAILS OF WRITE-INS												
3401.												
3402.												
3403.												
3498. Summary of remaining write-ins for Line 34 from overflow page												
3499. Totals (Lines 3401 through 3403 plus 3498)(Line 34 above)												

(a) Finance and service charges not included in Lines 1 to 35 \$ 40,644
(b) For health business on indicated lines report: Number of persons insured under PPO managed care products and number of persons insured under indemnity only products



ANNUAL STATEMENT FOR THE YEAR 2024 OF THE METROPOLITAN GENERAL INSURANCE COMPANY

EXHIBIT OF PREMIUMS AND LOSSES (Statutory Page 14)

NAIC Group Code 0241 BUSINESS IN THE STATE OF District of Columbia DURING THE YEAR 2024 NAIC Company Code 39950

Line of Business	Gross Premiums, Including Policy and Membership Fees, Less Return Premiums and Premiums on Policies not Taken		3	4	5	6	7	8	9	10	11	12
	1	2										
	Direct Premiums Written	Direct Premiums Earned	Dividends Paid or Credited to Policyholders on Direct Business	Direct Unearned Premium Reserves	Direct Losses Paid (deducting salvage)	Direct Losses Incurred	Direct Losses Unpaid	Direct Defense and Cost Containment Expense Paid	Direct Defense and Cost Containment Expense Incurred	Direct Defense and Cost Containment Expense Unpaid	Commissions and Brokerage Expenses	Taxes, Licenses and Fees
1. Fire												
2.1 Allied Lines												
2.2 Multiple Peril Crop												
2.3 Federal Flood												
2.4. Private Crop												
2.5 Private Flood												
3. Farmowners Multiple Peril												
4. Homeowners Multiple Peril												
5.1 Commercial Multiple Peril (Non-Liability Portion)												
5.2 Commercial Multiple Peril (Liability Portion)												
6. Mortgage Guaranty												
8. Ocean Marine												
9.1 Inland Marine												
9.2 Pet Insurance Plans	1,241,627	963,456		652,462	1,178,555	1,231,478	140,786				15,290	28,602
10. Financial Guaranty												
11.1 Medical Professional Liability - Occurrence												
11.2 Medical Professional Liability - Claims-Made												
12. Earthquake												
13.1 Comprehensive (hospital and medical) ind (b)												
13.2 Comprehensive (hospital and medical) group (b)												
14. Credit A&H (Group and Individual)												
15.1 Vision Only (b).....												
15.2 Dental Only (b)												
15.3 Disability Income (b)												
15.4 Medicare Supplement (b)												
15.5 Medicaid Title XIX (b)												
15.6 Medicare Title XVIII (b).....												
15.7 Long-Term Care (b)												
15.8 Federal Employees Health Benefits Plan (b)												
15.9 Other Health (b)												
16. Workers' Compensation												
17.1 Other Liability - Occurrence												
17.2 Other Liability - Claims-Made												
17.3 Excess Workers' Compensation												
18.1 Products Liability - Occurrence												
18.2 Products Liability - Claims-Made												
19.1 Private Passenger Auto No-Fault (Personal Injury Protection)												
19.2 Other Private Passenger Auto Liability												
19.3 Commercial Auto No-Fault (Personal Injury Protection)												
19.4 Other Commercial Auto Liability												
21.1 Private Passenger Auto Physical Damage												
21.2 Commercial Auto Physical Damage												
22. Aircraft (all perils)												
23. Fidelity												
24. Surety												
26. Burglary and Theft												
27. Boiler and Machinery												
28. Credit												
29. International												
30. Warranty												
31. Reins nonproportional assumed property	XXX	XXX	XXX	XXX	XXX	XXX	XXX	XXX	XXX	XXX	XXX	XXX
32. Reins nonproportional assumed liability	XXX	XXX	XXX	XXX	XXX	XXX	XXX	XXX	XXX	XXX	XXX	XXX
33. Reins nonproportional assumed financial lines	XXX	XXX	XXX	XXX	XXX	XXX	XXX	XXX	XXX	XXX	XXX	XXX
34. Aggregate Write-Ins for Other Lines of Business												629
35. Total (a)	1,241,627	963,456		652,462	1,178,555	1,231,478	140,786				15,290	29,231
DETAILS OF WRITE-INS												
3401. Prepaid legal												629
3402.												
3403.												
3498. Summary of remaining write-ins for Line 34 from overflow page												
3499. Totals (Lines 3401 through 3403 plus 3498)(Line 34 above)												629

(a) Finance and service charges not included in Lines 1 to 35 \$ 56,661
(b) For health business on indicated lines report: Number of persons insured under PPO managed care products and number of persons insured under indemnity only products



ANNUAL STATEMENT FOR THE YEAR 2024 OF THE METROPOLITAN GENERAL INSURANCE COMPANY

EXHIBIT OF PREMIUMS AND LOSSES (Statutory Page 14)

NAIC Group Code 0241 BUSINESS IN THE STATE OF Florida DURING THE YEAR 2024 NAIC Company Code 39950

Line of Business	Gross Premiums, Including Policy and Membership Fees, Less Return Premiums and Premiums on Policies not Taken		3 Dividends Paid or Credited to Policyholders on Direct Business	4 Direct Unearned Premium Reserves	5 Direct Losses Paid (deducting salvage)	6 Direct Losses Incurred	7 Direct Losses Unpaid	8 Direct Defense and Cost Containment Expense Paid	9 Direct Defense and Cost Containment Expense Incurred	10 Direct Defense and Cost Containment Expense Unpaid	11 Commissions and Brokerage Expenses	12 Taxes, Licenses and Fees
	1 Direct Premiums Written	2 Direct Premiums Earned										
1. Fire												
2.1 Allied Lines												
2.2 Multiple Peril Crop												
2.3 Federal Flood												
2.4. Private Crop												
2.5 Private Flood												
3. Farmowners Multiple Peril												
4. Homeowners Multiple Peril												
5.1 Commercial Multiple Peril (Non-Liability Portion)												
5.2 Commercial Multiple Peril (Liability Portion)												
6. Mortgage Guaranty												
8. Ocean Marine												
9.1 Inland Marine												
9.2 Pet Insurance Plans	17,496,676	12,924,538		9,573,312	11,804,364	12,334,435	1,077,732				213,495	508,885
10. Financial Guaranty												
11.1 Medical Professional Liability - Occurrence												
11.2 Medical Professional Liability - Claims-Made												
12. Earthquake												
13.1 Comprehensive (hospital and medical) ind (b)												
13.2 Comprehensive (hospital and medical) group (b)												
14. Credit A&H (Group and Individual)												
15.1 Vision Only (b).....												
15.2 Dental Only (b)												
15.3 Disability Income (b)												
15.4 Medicare Supplement (b)												
15.5 Medicaid Title XIX (b)												
15.6 Medicare Title XVIII (b).....												
15.7 Long-Term Care (b)												
15.8 Federal Employees Health Benefits Plan (b)												
15.9 Other Health (b)												
16. Workers' Compensation												
17.1 Other Liability - Occurrence												
17.2 Other Liability - Claims-Made												
17.3 Excess Workers' Compensation												
18.1 Products Liability - Occurrence												
18.2 Products Liability - Claims-Made												
19.1 Private Passenger Auto No-Fault (Personal Injury Protection)					66,531	(70,520)	110,777	30,850	(25,869)	11,265		
19.2 Other Private Passenger Auto Liability					51,039	(129,115)	64,210	68,544	(12,056)	1,036		
19.3 Commercial Auto No-Fault (Personal Injury Protection)												
19.4 Other Commercial Auto Liability												
21.1 Private Passenger Auto Physical Damage					(1,915)	(6,277)		10,101				
21.2 Commercial Auto Physical Damage												
22. Aircraft (all perils)												
23. Fidelity												
24. Surety												
26. Burglary and Theft												
27. Boiler and Machinery												
28. Credit												
29. International												
30. Warranty												
31. Reins nonproportional assumed property	XXX	XXX	XXX	XXX	XXX	XXX	XXX	XXX	XXX	XXX	XXX	XXX
32. Reins nonproportional assumed liability	XXX	XXX	XXX	XXX	XXX	XXX	XXX	XXX	XXX	XXX	XXX	XXX
33. Reins nonproportional assumed financial lines	XXX	XXX	XXX	XXX	XXX	XXX	XXX	XXX	XXX	XXX	XXX	XXX
34. Aggregate Write-Ins for Other Lines of Business	16,122,864	15,677,347		1,782,525	5,991,921	6,781,422	917,604				1,618,475	383,982
35. Total (a)	33,619,540	28,601,885		11,355,837	17,911,940	18,909,945	2,170,323	109,495	(37,925)	12,301	1,831,970	892,867
DETAILS OF WRITE-INS												
3401. Prepaid legal	16,122,864	15,677,347		1,782,525	5,991,921	6,781,422	917,604				1,618,475	381,032
3402. Fees associated with inactive licenses												2,950
3403.												
3498. Summary of remaining write-ins for Line 34 from overflow page												
3499. Totals (Lines 3401 through 3403 plus 3498)(Line 34 above)	16,122,864	15,677,347		1,782,525	5,991,921	6,781,422	917,604				1,618,475	383,982

(a) Finance and service charges not included in Lines 1 to 35 \$ 816,762
(b) For health business on indicated lines report: Number of persons insured under PPO managed care products and number of persons insured under indemnity only products



ANNUAL STATEMENT FOR THE YEAR 2024 OF THE METROPOLITAN GENERAL INSURANCE COMPANY

EXHIBIT OF PREMIUMS AND LOSSES (Statutory Page 14)

NAIC Group Code 0241 BUSINESS IN THE STATE OF Georgia DURING THE YEAR 2024 NAIC Company Code 39950

Line of Business	Gross Premiums, Including Policy and Membership Fees, Less Return Premiums and Premiums on Policies not Taken		3	4	5	6	7	8	9	10	11	12
	1	2										
	Direct Premiums Written	Direct Premiums Earned	Dividends Paid or Credited to Policyholders on Direct Business	Direct Unearned Premium Reserves	Direct Losses Paid (deducting salvage)	Direct Losses Incurred	Direct Losses Unpaid	Direct Defense and Cost Containment Expense Paid	Direct Defense and Cost Containment Expense Incurred	Direct Defense and Cost Containment Expense Unpaid	Commissions and Brokerage Expenses	Taxes, Licenses and Fees
1. Fire												
2.1 Allied Lines												
2.2 Multiple Peril Crop												
2.3 Federal Flood												
2.4. Private Crop												
2.5 Private Flood												
3. Farmowners Multiple Peril												
4. Homeowners Multiple Peril												
5.1 Commercial Multiple Peril (Non-Liability Portion)												
5.2 Commercial Multiple Peril (Liability Portion)												
6. Mortgage Guaranty												
8. Ocean Marine												
9.1 Inland Marine												
9.2 Pet Insurance Plans	7,572,126	5,761,845		4,209,928	5,312,133	5,550,673	612,416				146,128	381,567
10. Financial Guaranty												
11.1 Medical Professional Liability - Occurrence												
11.2 Medical Professional Liability - Claims-Made												
12. Earthquake												
13.1 Comprehensive (hospital and medical) ind (b)												
13.2 Comprehensive (hospital and medical) group (b)												
14. Credit A&H (Group and Individual)												
15.1 Vision Only (b).....												
15.2 Dental Only (b)												
15.3 Disability Income (b)												
15.4 Medicare Supplement (b)												
15.5 Medicaid Title XIX (b)												
15.6 Medicare Title XVIII (b).....												
15.7 Long-Term Care (b)												
15.8 Federal Employees Health Benefits Plan (b)												
15.9 Other Health (b)												
16. Workers' Compensation												
17.1 Other Liability - Occurrence												
17.2 Other Liability - Claims-Made												
17.3 Excess Workers' Compensation												
18.1 Products Liability - Occurrence												
18.2 Products Liability - Claims-Made												
19.1 Private Passenger Auto No-Fault (Personal Injury Protection)												
19.2 Other Private Passenger Auto Liability						(2,516)			(159)			
19.3 Commercial Auto No-Fault (Personal Injury Protection)												
19.4 Other Commercial Auto Liability												
21.1 Private Passenger Auto Physical Damage						(311)						
21.2 Commercial Auto Physical Damage												
22. Aircraft (all perils)												
23. Fidelity												
24. Surety												
26. Burglary and Theft												
27. Boiler and Machinery												
28. Credit												
29. International												
30. Warranty												
31. Reins nonproportional assumed property	XXX	XXX	XXX	XXX	XXX	XXX	XXX	XXX	XXX	XXX	XXX	XXX
32. Reins nonproportional assumed liability	XXX	XXX	XXX	XXX	XXX	XXX	XXX	XXX	XXX	XXX	XXX	XXX
33. Reins nonproportional assumed financial lines	XXX	XXX	XXX	XXX	XXX	XXX	XXX	XXX	XXX	XXX	XXX	XXX
34. Aggregate Write-Ins for Other Lines of Business	11,536,583	11,449,843		617,740	2,421,669	2,156,026	379,873				1,147,809	512,464
35. Total (a)	19,108,709	17,211,688		4,827,668	7,733,802	7,703,872	992,289		(159)		1,293,937	894,031
DETAILS OF WRITE-INS												
3401. Prepaid legal	11,536,583	11,449,843		617,740	2,421,669	2,156,026	379,873				1,147,809	512,464
3402.												
3403.												
3498. Summary of remaining write-ins for Line 34 from overflow page												
3499. Totals (Lines 3401 through 3403 plus 3498)(Line 34 above)	11,536,583	11,449,843		617,740	2,421,669	2,156,026	379,873				1,147,809	512,464

(a) Finance and service charges not included in Lines 1 to 35 \$ 275,018
(b) For health business on indicated lines report: Number of persons insured under PPO managed care products and number of persons insured under indemnity only products



ANNUAL STATEMENT FOR THE YEAR 2024 OF THE METROPOLITAN GENERAL INSURANCE COMPANY

EXHIBIT OF PREMIUMS AND LOSSES (Statutory Page 14)

NAIC Group Code 0241 BUSINESS IN THE STATE OF Hawaii DURING THE YEAR 2024 NAIC Company Code 39950

Line of Business	Gross Premiums, Including Policy and Membership Fees, Less Return Premiums and Premiums on Policies not Taken		3	4	5	6	7	8	9	10	11	12
	1	2										
	Direct Premiums Written	Direct Premiums Earned	Dividends Paid or Credited to Policyholders on Direct Business	Direct Unearned Premium Reserves	Direct Losses Paid (deducting salvage)	Direct Losses Incurred	Direct Losses Unpaid	Direct Defense and Cost Containment Expense Paid	Direct Defense and Cost Containment Expense Incurred	Direct Defense and Cost Containment Expense Unpaid	Commissions and Brokerage Expenses	Taxes, Licenses and Fees
1. Fire												
2.1 Allied Lines												
2.2 Multiple Peril Crop												
2.3 Federal Flood												
2.4. Private Crop												
2.5 Private Flood												
3. Farmowners Multiple Peril												
4. Homeowners Multiple Peril												
5.1 Commercial Multiple Peril (Non-Liability Portion)												
5.2 Commercial Multiple Peril (Liability Portion)												
6. Mortgage Guaranty												
8. Ocean Marine												
9.1 Inland Marine												
9.2 Pet Insurance Plans	623,621	338,724		345,087	174,204	182,027	11,785				7,557	15,912
10. Financial Guaranty												
11.1 Medical Professional Liability - Occurrence												
11.2 Medical Professional Liability - Claims-Made												
12. Earthquake												
13.1 Comprehensive (hospital and medical) ind (b)												
13.2 Comprehensive (hospital and medical) group (b)												
14. Credit A&H (Group and Individual)												
15.1 Vision Only (b).....												
15.2 Dental Only (b)												
15.3 Disability Income (b)												
15.4 Medicare Supplement (b)												
15.5 Medicaid Title XIX (b)												
15.6 Medicare Title XVIII (b).....												
15.7 Long-Term Care (b)												
15.8 Federal Employees Health Benefits Plan (b)												
15.9 Other Health (b)												
16. Workers' Compensation												
17.1 Other Liability - Occurrence												
17.2 Other Liability - Claims-Made												
17.3 Excess Workers' Compensation												
18.1 Products Liability - Occurrence												
18.2 Products Liability - Claims-Made												
19.1 Private Passenger Auto No-Fault (Personal Injury Protection)												
19.2 Other Private Passenger Auto Liability												
19.3 Commercial Auto No-Fault (Personal Injury Protection)												
19.4 Other Commercial Auto Liability												
21.1 Private Passenger Auto Physical Damage												
21.2 Commercial Auto Physical Damage												
22. Aircraft (all perils)												
23. Fidelity												
24. Surety												
26. Burglary and Theft												
27. Boiler and Machinery												
28. Credit												
29. International												
30. Warranty												
31. Reins nonproportional assumed property	XXX	XXX	XXX	XXX	XXX	XXX	XXX	XXX	XXX	XXX	XXX	XXX
32. Reins nonproportional assumed liability	XXX	XXX	XXX	XXX	XXX	XXX	XXX	XXX	XXX	XXX	XXX	XXX
33. Reins nonproportional assumed financial lines	XXX	XXX	XXX	XXX	XXX	XXX	XXX	XXX	XXX	XXX	XXX	XXX
34. Aggregate Write-Ins for Other Lines of Business												(1)
35. Total (a)	623,621	338,724		345,087	174,204	182,027	11,785				7,557	15,911
DETAILS OF WRITE-INS												
3401. Prepaid legal												(1)
3402.												
3403.												
3498. Summary of remaining write-ins for Line 34 from overflow page												
3499. Totals (Lines 3401 through 3403 plus 3498)(Line 34 above)												(1)

(a) Finance and service charges not included in Lines 1 to 35 \$ 21,648
(b) For health business on indicated lines report: Number of persons insured under PPO managed care products and number of persons insured under indemnity only products



ANNUAL STATEMENT FOR THE YEAR 2024 OF THE METROPOLITAN GENERAL INSURANCE COMPANY

EXHIBIT OF PREMIUMS AND LOSSES (Statutory Page 14)

NAIC Group Code 0241

BUSINESS IN THE STATE OF Idaho

DURING THE YEAR 2024

NAIC Company Code 39950

Line of Business	Gross Premiums, Including Policy and Membership Fees, Less Return Premiums and Premiums on Policies not Taken		3 Dividends Paid or Credited to Policyholders on Direct Business	4 Direct Unearned Premium Reserves	5 Direct Losses Paid (deducting salvage)	6 Direct Losses Incurred	7 Direct Losses Unpaid	8 Direct Defense and Cost Containment Expense Paid	9 Direct Defense and Cost Containment Expense Incurred	10 Direct Defense and Cost Containment Expense Unpaid	11 Commissions and Brokerage Expenses	12 Taxes, Licenses and Fees
	1 Direct Premiums Written	2 Direct Premiums Earned										
1. Fire												
2.1 Allied Lines												
2.2 Multiple Peril Crop												
2.3 Federal Flood												
2.4. Private Crop												
2.5 Private Flood												
3. Farmowners Multiple Peril												
4. Homeowners Multiple Peril												
5.1 Commercial Multiple Peril (Non-Liability Portion)												
5.2 Commercial Multiple Peril (Liability Portion)												
6. Mortgage Guaranty												
8. Ocean Marine												
9.1 Inland Marine												
9.2 Pet Insurance Plans	784,702	583,848		437,807	395,540	413,302	39,524				18,281	19,917
10. Financial Guaranty												
11.1 Medical Professional Liability - Occurrence												
11.2 Medical Professional Liability - Claims-Made												
12. Earthquake												
13.1 Comprehensive (hospital and medical) ind (b)												
13.2 Comprehensive (hospital and medical) group (b)												
14. Credit A&H (Group and Individual)												
15.1 Vision Only (b).....												
15.2 Dental Only (b)												
15.3 Disability Income (b)												
15.4 Medicare Supplement (b)												
15.5 Medicaid Title XIX (b)												
15.6 Medicare Title XVIII (b).....												
15.7 Long-Term Care (b)												
15.8 Federal Employees Health Benefits Plan (b)												
15.9 Other Health (b)												
16. Workers' Compensation												
17.1 Other Liability - Occurrence												
17.2 Other Liability - Claims-Made												
17.3 Excess Workers' Compensation												
18.1 Products Liability - Occurrence												
18.2 Products Liability - Claims-Made												
19.1 Private Passenger Auto No-Fault (Personal Injury Protection)												
19.2 Other Private Passenger Auto Liability						(129)			(8)			
19.3 Commercial Auto No-Fault (Personal Injury Protection)												
19.4 Other Commercial Auto Liability												
21.1 Private Passenger Auto Physical Damage						(8)						
21.2 Commercial Auto Physical Damage												
22. Aircraft (all perils)												
23. Fidelity												
24. Surety												
26. Burglary and Theft												
27. Boiler and Machinery												
28. Credit												
29. International												
30. Warranty												
31. Reins nonproportional assumed property	XXX	XXX	XXX	XXX	XXX	XXX	XXX	XXX	XXX	XXX	XXX	XXX
32. Reins nonproportional assumed liability	XXX	XXX	XXX	XXX	XXX	XXX	XXX	XXX	XXX	XXX	XXX	XXX
33. Reins nonproportional assumed financial lines	XXX	XXX	XXX	XXX	XXX	XXX	XXX	XXX	XXX	XXX	XXX	XXX
34. Aggregate Write-Ins for Other Lines of Business												2,250
35. Total (a)	784,702	583,848		437,807	395,540	413,165	39,524		(8)		18,281	22,167
DETAILS OF WRITE-INS												
3401. Prepaid legal												2,250
3402. Fees associated with inactive licenses												
3403.												
3498. Summary of remaining write-ins for Line 34 from overflow page												
3499. Totals (Lines 3401 through 3403 plus 3498)(Line 34 above)												2,250

(a) Finance and service charges not included in Lines 1 to 35 \$ 38,479

(b) For health business on indicated lines report: Number of persons insured under PPO managed care products and number of persons insured under indemnity only products



ANNUAL STATEMENT FOR THE YEAR 2024 OF THE METROPOLITAN GENERAL INSURANCE COMPANY

EXHIBIT OF PREMIUMS AND LOSSES (Statutory Page 14)

NAIC Group Code 0241		BUSINESS IN THE STATE OF Illinois				DURING THE YEAR 2024				NAIC Company Code 39950		
Line of Business	Gross Premiums, Including Policy and Membership Fees, Less Return Premiums and Premiums on Policies not Taken		3 Dividends Paid or Credited to Policyholders on Direct Business	4 Direct Unearned Premium Reserves	5 Direct Losses Paid (deducting salvage)	6 Direct Losses Incurred	7 Direct Losses Unpaid	8 Direct Defense and Cost Containment Expense Paid	9 Direct Defense and Cost Containment Expense Incurred	10 Direct Defense and Cost Containment Expense Unpaid	11 Commissions and Brokerage Expenses	12 Taxes, Licenses and Fees
	1 Direct Premiums Written	2 Direct Premiums Earned										
Fire												
Allied Lines												
Multiple Peril Crop												
Federal Flood												
Private Crop												
Private Flood												
Farmowners Multiple Peril												
Homeowners Multiple Peril												
Commercial Multiple Peril (Non-Liability Portion)												
Commercial Multiple Peril (Liability Portion)												
Mortgage Guaranty												
Ocean Marine												
Inland Marine												
Pet Insurance Plans	10,307,665	8,042,482		5,497,887	7,661,235	8,005,261	869,447				269,414	270,688
Financial Guaranty												
Medical Professional Liability - Occurrence												
Medical Professional Liability - Claims-Made												
Earthquake												
Comprehensive (hospital and medical) ind (b)												
Comprehensive (hospital and medical) group (b)												
Credit A&H (Group and Individual)												
Vision Only (b)												
Dental Only (b)												
Disability Income (b)												
Medicare Supplement (b)												
Medicaid Title XIX (b)												
Medicare Title XVIII (b)												
Long-Term Care (b)												
Federal Employees Health Benefits Plan (b)												
Other Health (b)												
Workers' Compensation												
Other Liability - Occurrence												
Other Liability - Claims-Made												
Excess Workers' Compensation												
Products Liability - Occurrence												
Products Liability - Claims-Made												
Private Passenger Auto No-Fault (Personal Injury Protection)												
Other Private Passenger Auto Liability						(1,158)			(70)			
Commercial Auto No-Fault (Personal Injury Protection)												
Other Commercial Auto Liability												
Private Passenger Auto Physical Damage						(86)						
Commercial Auto Physical Damage												
Aircraft (all perils)												
Fidelity												
Surety												
Burglary and Theft												
Boiler and Machinery												
Credit												
International												
Warranty												
Reins nonproportional assumed property	XXX	XXX	XXX	XXX	XXX	XXX	XXX	XXX	XXX	XXX	XXX	XXX
Reins nonproportional assumed liability	XXX	XXX	XXX	XXX	XXX	XXX	XXX	XXX	XXX	XXX	XXX	XXX
Reins nonproportional assumed financial lines	XXX	XXX	XXX	XXX	XXX	XXX	XXX	XXX	XXX	XXX	XXX	XXX
Aggregate Write-Ins for Other Lines of Business	5,768,460	5,670,072		400,757	1,457,659	1,607,737	408,645				547,324	152,129
Total (a)	16,076,125	13,712,554		5,898,644	9,118,894	9,611,754	1,278,092		(70)		816,738	422,817
DETAILS OF WRITE-INS												
Prepaid legal	5,768,460	5,670,072		400,757	1,457,659	1,607,737	408,645				547,324	152,129
Summary of remaining write-ins for Line 34 from overflow page												
Totals (Lines 3401 through 3403 plus 3498)(Line 34 above)	5,768,460	5,670,072		400,757	1,457,659	1,607,737	408,645				547,324	152,129

(a) Finance and service charges not included in Lines 1 to 35 \$ 440,302
(b) For health business on indicated lines report: Number of persons insured under PPO managed care products and number of persons insured under indemnity only products



ANNUAL STATEMENT FOR THE YEAR 2024 OF THE METROPOLITAN GENERAL INSURANCE COMPANY

EXHIBIT OF PREMIUMS AND LOSSES (Statutory Page 14)

NAIC Group Code 0241

BUSINESS IN THE STATE OF Indiana

DURING THE YEAR 2024

NAIC Company Code 39950

Line of Business	Gross Premiums, Including Policy and Membership Fees, Less Return Premiums and Premiums on Policies not Taken		3 Dividends Paid or Credited to Policyholders on Direct Business	4 Direct Unearned Premium Reserves	5 Direct Losses Paid (deducting salvage)	6 Direct Losses Incurred	7 Direct Losses Unpaid	8 Direct Defense and Cost Containment Expense Paid	9 Direct Defense and Cost Containment Expense Incurred	10 Direct Defense and Cost Containment Expense Unpaid	11 Commissions and Brokerage Expenses	12 Taxes, Licenses and Fees
	1 Direct Premiums Written	2 Direct Premiums Earned										
1. Fire												
2.1 Allied Lines												
2.2 Multiple Peril Crop												
2.3 Federal Flood												
2.4. Private Crop												
2.5 Private Flood												
3. Farmowners Multiple Peril												
4. Homeowners Multiple Peril												
5.1 Commercial Multiple Peril (Non-Liability Portion)												
5.2 Commercial Multiple Peril (Liability Portion)												
6. Mortgage Guaranty												
8. Ocean Marine												
9.1 Inland Marine												
9.2 Pet Insurance Plans	2,448,236	1,956,642		1,331,679	1,392,453	1,454,980	165,988				52,854	55,759
10. Financial Guaranty												
11.1 Medical Professional Liability - Occurrence												
11.2 Medical Professional Liability - Claims-Made												
12. Earthquake												
13.1 Comprehensive (hospital and medical) ind (b)												
13.2 Comprehensive (hospital and medical) group (b)												
14. Credit A&H (Group and Individual)												
15.1 Vision Only (b).....												
15.2 Dental Only (b)												
15.3 Disability Income (b)												
15.4 Medicare Supplement (b)												
15.5 Medicaid Title XIX (b)												
15.6 Medicare Title XVIII (b).....												
15.7 Long-Term Care (b)												
15.8 Federal Employees Health Benefits Plan (b)												
15.9 Other Health (b)												
16. Workers' Compensation												
17.1 Other Liability - Occurrence												
17.2 Other Liability - Claims-Made												
17.3 Excess Workers' Compensation												
18.1 Products Liability - Occurrence												
18.2 Products Liability - Claims-Made												
19.1 Private Passenger Auto No-Fault (Personal Injury Protection)												
19.2 Other Private Passenger Auto Liability						(298)			(17)			
19.3 Commercial Auto No-Fault (Personal Injury Protection)												
19.4 Other Commercial Auto Liability												
21.1 Private Passenger Auto Physical Damage						(45)						
21.2 Commercial Auto Physical Damage												
22. Aircraft (all perils)												
23. Fidelity												
24. Surety												
26. Burglary and Theft												
27. Boiler and Machinery												
28. Credit												
29. International												
30. Warranty												
31. Reins nonproportional assumed property	XXX	XXX	XXX	XXX	XXX	XXX	XXX	XXX	XXX	XXX	XXX	XXX
32. Reins nonproportional assumed liability	XXX	XXX	XXX	XXX	XXX	XXX	XXX	XXX	XXX	XXX	XXX	XXX
33. Reins nonproportional assumed financial lines	XXX	XXX	XXX	XXX	XXX	XXX	XXX	XXX	XXX	XXX	XXX	XXX
34. Aggregate Write-Ins for Other Lines of Business	4,136,493	4,033,120		309,108	622,645	614,887	144,038				415,327	71,964
35. Total (a)	6,584,729	5,989,762		1,640,787	2,015,098	2,069,524	310,026		(17)		468,181	127,723
DETAILS OF WRITE-INS												
3401. Prepaid legal	4,136,493	4,033,120		309,108	622,645	614,887	144,038				415,327	71,964
3402.												
3403.												
3498. Summary of remaining write-ins for Line 34 from overflow page												
3499. Totals (Lines 3401 through 3403 plus 3498)(Line 34 above)	4,136,493	4,033,120		309,108	622,645	614,887	144,038				415,327	71,964

(a) Finance and service charges not included in Lines 1 to 35 \$ 119,973

(b) For health business on indicated lines report: Number of persons insured under PPO managed care products and number of persons insured under indemnity only products



ANNUAL STATEMENT FOR THE YEAR 2024 OF THE METROPOLITAN GENERAL INSURANCE COMPANY

EXHIBIT OF PREMIUMS AND LOSSES (Statutory Page 14)

NAIC Group Code 0241

BUSINESS IN THE STATE OF Iowa

DURING THE YEAR 2024

NAIC Company Code 39950

Line of Business	Gross Premiums, Including Policy and Membership Fees, Less Return Premiums and Premiums on Policies not Taken		3 Dividends Paid or Credited to Policyholders on Direct Business	4 Direct Unearned Premium Reserves	5 Direct Losses Paid (deducting salvage)	6 Direct Losses Incurred	7 Direct Losses Unpaid	8 Direct Defense and Cost Containment Expense Paid	9 Direct Defense and Cost Containment Expense Incurred	10 Direct Defense and Cost Containment Expense Unpaid	11 Commissions and Brokerage Expenses	12 Taxes, Licenses and Fees
	1 Direct Premiums Written	2 Direct Premiums Earned										
1. Fire												
2.1 Allied Lines												
2.2 Multiple Peril Crop												
2.3 Federal Flood												
2.4. Private Crop												
2.5 Private Flood												
3. Farmowners Multiple Peril												
4. Homeowners Multiple Peril												
5.1 Commercial Multiple Peril (Non-Liability Portion)												
5.2 Commercial Multiple Peril (Liability Portion)												
6. Mortgage Guaranty												
8. Ocean Marine												
9.1 Inland Marine												
9.2 Pet Insurance Plans	903,850	729,982		520,441	434,958	454,490	51,723				22,492	20,966
10. Financial Guaranty												
11.1 Medical Professional Liability - Occurrence												
11.2 Medical Professional Liability - Claims-Made												
12. Earthquake												
13.1 Comprehensive (hospital and medical) ind (b)												
13.2 Comprehensive (hospital and medical) group (b)												
14. Credit A&H (Group and Individual)												
15.1 Vision Only (b).....												
15.2 Dental Only (b)												
15.3 Disability Income (b)												
15.4 Medicare Supplement (b)												
15.5 Medicaid Title XIX (b)												
15.6 Medicare Title XVIII (b).....												
15.7 Long-Term Care (b)												
15.8 Federal Employees Health Benefits Plan (b)												
15.9 Other Health (b)												
16. Workers' Compensation												
17.1 Other Liability - Occurrence												
17.2 Other Liability - Claims-Made												
17.3 Excess Workers' Compensation												
18.1 Products Liability - Occurrence												
18.2 Products Liability - Claims-Made												
19.1 Private Passenger Auto No-Fault (Personal Injury Protection)												
19.2 Other Private Passenger Auto Liability												
19.3 Commercial Auto No-Fault (Personal Injury Protection)												
19.4 Other Commercial Auto Liability												
21.1 Private Passenger Auto Physical Damage												
21.2 Commercial Auto Physical Damage												
22. Aircraft (all perils)												
23. Fidelity												
24. Surety												
26. Burglary and Theft												
27. Boiler and Machinery												
28. Credit												
29. International												
30. Warranty												
31. Reins nonproportional assumed property	XXX	XXX	XXX	XXX	XXX	XXX	XXX	XXX	XXX	XXX	XXX	XXX
32. Reins nonproportional assumed liability	XXX	XXX	XXX	XXX	XXX	XXX	XXX	XXX	XXX	XXX	XXX	XXX
33. Reins nonproportional assumed financial lines	XXX	XXX	XXX	XXX	XXX	XXX	XXX	XXX	XXX	XXX	XXX	XXX
34. Aggregate Write-Ins for Other Lines of Business												50
35. Total (a)	903,850	729,982		520,441	434,958	454,490	51,723				22,492	21,016
DETAILS OF WRITE-INS												
3401. Prepaid legal												50
3402.												
3403.												
3498. Summary of remaining write-ins for Line 34 from overflow page												
3499. Totals (Lines 3401 through 3403 plus 3498)(Line 34 above)												50

(a) Finance and service charges not included in Lines 1 to 35 \$ 48,987
(b) For health business on indicated lines report: Number of persons insured under PPO managed care products and number of persons insured under indemnity only products



ANNUAL STATEMENT FOR THE YEAR 2024 OF THE METROPOLITAN GENERAL INSURANCE COMPANY

EXHIBIT OF PREMIUMS AND LOSSES (Statutory Page 14)

NAIC Group Code 0241

BUSINESS IN THE STATE OF Kansas

DURING THE YEAR 2024

NAIC Company Code 39950

Line of Business	Gross Premiums, Including Policy and Membership Fees, Less Return Premiums and Premiums on Policies not Taken		3 Dividends Paid or Credited to Policyholders on Direct Business	4 Direct Unearned Premium Reserves	5 Direct Losses Paid (deducting salvage)	6 Direct Losses Incurred	7 Direct Losses Unpaid	8 Direct Defense and Cost Containment Expense Paid	9 Direct Defense and Cost Containment Expense Incurred	10 Direct Defense and Cost Containment Expense Unpaid	11 Commissions and Brokerage Expenses	12 Taxes, Licenses and Fees
	1 Direct Premiums Written	2 Direct Premiums Earned										
1. Fire												
2.1 Allied Lines												
2.2 Multiple Peril Crop												
2.3 Federal Flood												
2.4. Private Crop												
2.5 Private Flood												
3. Farmowners Multiple Peril												
4. Homeowners Multiple Peril												
5.1 Commercial Multiple Peril (Non-Liability Portion)												
5.2 Commercial Multiple Peril (Liability Portion)												
6. Mortgage Guaranty												
8. Ocean Marine												
9.1 Inland Marine												
9.2 Pet Insurance Plans	1,232,666	977,364		688,731	511,213	534,169	57,867				25,839	13,759
10. Financial Guaranty												
11.1 Medical Professional Liability - Occurrence												
11.2 Medical Professional Liability - Claims-Made												
12. Earthquake												
13.1 Comprehensive (hospital and medical) ind (b)												
13.2 Comprehensive (hospital and medical) group (b)												
14. Credit A&H (Group and Individual)												
15.1 Vision Only (b).....												
15.2 Dental Only (b)												
15.3 Disability Income (b)												
15.4 Medicare Supplement (b)												
15.5 Medicaid Title XIX (b)												
15.6 Medicare Title XVIII (b).....												
15.7 Long-Term Care (b)												
15.8 Federal Employees Health Benefits Plan (b)												
15.9 Other Health (b)												
16. Workers' Compensation												
17.1 Other Liability - Occurrence												
17.2 Other Liability - Claims-Made												
17.3 Excess Workers' Compensation												
18.1 Products Liability - Occurrence												
18.2 Products Liability - Claims-Made												
19.1 Private Passenger Auto No-Fault (Personal Injury Protection)						(52)			(10)			
19.2 Other Private Passenger Auto Liability						(65)			(4)			
19.3 Commercial Auto No-Fault (Personal Injury Protection)												
19.4 Other Commercial Auto Liability												
21.1 Private Passenger Auto Physical Damage						(10)						
21.2 Commercial Auto Physical Damage												
22. Aircraft (all perils)												
23. Fidelity												
24. Surety												
26. Burglary and Theft												
27. Boiler and Machinery												
28. Credit												
29. International												
30. Warranty												
31. Reins nonproportional assumed property	XXX	XXX	XXX	XXX	XXX	XXX	XXX	XXX	XXX	XXX	XXX	XXX
32. Reins nonproportional assumed liability	XXX	XXX	XXX	XXX	XXX	XXX	XXX	XXX	XXX	XXX	XXX	XXX
33. Reins nonproportional assumed financial lines	XXX	XXX	XXX	XXX	XXX	XXX	XXX	XXX	XXX	XXX	XXX	XXX
34. Aggregate Write-Ins for Other Lines of Business	1,786,301	1,681,175		381,468	694,314	730,647	114,476				173,703	12,567
35. Total (a)	3,018,967	2,658,539		1,070,199	1,205,527	1,264,689	172,343		(14)		199,542	26,326
DETAILS OF WRITE-INS												
3401. Prepaid legal	1,786,301	1,681,175		381,468	694,314	730,647	114,476				173,703	12,507
3402. Fees associated with inactive licenses												60
3403.												
3498. Summary of remaining write-ins for Line 34 from overflow page												
3499. Totals (Lines 3401 through 3403 plus 3498)(Line 34 above)	1,786,301	1,681,175		381,468	694,314	730,647	114,476				173,703	12,567

(a) Finance and service charges not included in Lines 1 to 35 \$ 46,017
(b) For health business on indicated lines report: Number of persons insured under PPO managed care products and number of persons insured under indemnity only products



ANNUAL STATEMENT FOR THE YEAR 2024 OF THE METROPOLITAN GENERAL INSURANCE COMPANY

EXHIBIT OF PREMIUMS AND LOSSES (Statutory Page 14)

NAIC Group Code 0241 BUSINESS IN THE STATE OF Kentucky DURING THE YEAR 2024 NAIC Company Code 39950

Line of Business	Gross Premiums, Including Policy and Membership Fees, Less Return Premiums and Premiums on Policies not Taken		3 Dividends Paid or Credited to Policyholders on Direct Business	4 Direct Unearned Premium Reserves	5 Direct Losses Paid (deducting salvage)	6 Direct Losses Incurred	7 Direct Losses Unpaid	8 Direct Defense and Cost Containment Expense Paid	9 Direct Defense and Cost Containment Expense Incurred	10 Direct Defense and Cost Containment Expense Unpaid	11 Commissions and Brokerage Expenses	12 Taxes, Licenses and Fees
	1 Direct Premiums Written	2 Direct Premiums Earned										
1. Fire												
2.1 Allied Lines												
2.2 Multiple Peril Crop												
2.3 Federal Flood												
2.4. Private Crop												
2.5 Private Flood												
3. Farmowners Multiple Peril												
4. Homeowners Multiple Peril												
5.1 Commercial Multiple Peril (Non-Liability Portion)												
5.2 Commercial Multiple Peril (Liability Portion)												
6. Mortgage Guaranty												
8. Ocean Marine												
9.1 Inland Marine												
9.2 Pet Insurance Plans	2,401,864	1,971,120		1,328,209	1,338,745	1,398,861	178,249				24,241	57,830
10. Financial Guaranty												
11.1 Medical Professional Liability - Occurrence												
11.2 Medical Professional Liability - Claims-Made												
12. Earthquake												
13.1 Comprehensive (hospital and medical) ind (b)												
13.2 Comprehensive (hospital and medical) group (b)												
14. Credit A&H (Group and Individual)												
15.1 Vision Only (b).....												
15.2 Dental Only (b)												
15.3 Disability Income (b)												
15.4 Medicare Supplement (b)												
15.5 Medicaid Title XIX (b)												
15.6 Medicare Title XVIII (b).....												
15.7 Long-Term Care (b)												
15.8 Federal Employees Health Benefits Plan (b)												
15.9 Other Health (b)												
16. Workers' Compensation												
17.1 Other Liability - Occurrence												
17.2 Other Liability - Claims-Made												
17.3 Excess Workers' Compensation												
18.1 Products Liability - Occurrence												
18.2 Products Liability - Claims-Made												
19.1 Private Passenger Auto No-Fault (Personal Injury Protection)						(1,289)			(243)			
19.2 Other Private Passenger Auto Liability						(657)			(44)			
19.3 Commercial Auto No-Fault (Personal Injury Protection)												
19.4 Other Commercial Auto Liability												
21.1 Private Passenger Auto Physical Damage					(666)	(720)						
21.2 Commercial Auto Physical Damage												
22. Aircraft (all perils)												
23. Fidelity												
24. Surety												
26. Burglary and Theft												
27. Boiler and Machinery												
28. Credit												
29. International												
30. Warranty												
31. Reins nonproportional assumed property	XXX	XXX	XXX	XXX	XXX	XXX	XXX	XXX	XXX	XXX	XXX	XXX
32. Reins nonproportional assumed liability	XXX	XXX	XXX	XXX	XXX	XXX	XXX	XXX	XXX	XXX	XXX	XXX
33. Reins nonproportional assumed financial lines	XXX	XXX	XXX	XXX	XXX	XXX	XXX	XXX	XXX	XXX	XXX	XXX
34. Aggregate Write-Ins for Other Lines of Business												
35. Total (a)	2,401,864	1,971,120		1,328,209	1,338,079	1,396,195	178,249		(287)		24,241	57,833
DETAILS OF WRITE-INS												
3401. Prepaid legal												3
3402.												
3403.												
3498. Summary of remaining write-ins for Line 34 from overflow page												
3499. Totals (Lines 3401 through 3403 plus 3498)(Line 34 above)												3

(a) Finance and service charges not included in Lines 1 to 35 \$ 117,139
(b) For health business on indicated lines report: Number of persons insured under PPO managed care products and number of persons insured under indemnity only products



ANNUAL STATEMENT FOR THE YEAR 2024 OF THE METROPOLITAN GENERAL INSURANCE COMPANY

EXHIBIT OF PREMIUMS AND LOSSES (Statutory Page 14)

NAIC Group Code 0241 BUSINESS IN THE STATE OF Louisiana DURING THE YEAR 2024 NAIC Company Code 39950

Line of Business	Gross Premiums, Including Policy and Membership Fees, Less Return Premiums and Premiums on Policies not Taken		3	4	5	6	7	8	9	10	11	12
	1	2										
	Direct Premiums Written	Direct Premiums Earned	Dividends Paid or Credited to Policyholders on Direct Business	Direct Unearned Premium Reserves	Direct Losses Paid (deducting salvage)	Direct Losses Incurred	Direct Losses Unpaid	Direct Defense and Cost Containment Expense Paid	Direct Defense and Cost Containment Expense Incurred	Direct Defense and Cost Containment Expense Unpaid	Commissions and Brokerage Expenses	Taxes, Licenses and Fees
1. Fire												
2.1 Allied Lines												
2.2 Multiple Peril Crop												
2.3 Federal Flood												
2.4. Private Crop												
2.5 Private Flood												
3. Farmowners Multiple Peril												
4. Homeowners Multiple Peril												
5.1 Commercial Multiple Peril (Non-Liability Portion)												
5.2 Commercial Multiple Peril (Liability Portion)												
6. Mortgage Guaranty												
8. Ocean Marine												
9.1 Inland Marine												
9.2 Pet Insurance Plans	1,224,674	954,656		652,514	755,584	789,513	88,099				25,802	62,530
10. Financial Guaranty												
11.1 Medical Professional Liability - Occurrence												
11.2 Medical Professional Liability - Claims-Made												
12. Earthquake												
13.1 Comprehensive (hospital and medical) ind (b)												
13.2 Comprehensive (hospital and medical) group (b)												
14. Credit A&H (Group and Individual)												
15.1 Vision Only (b).....												
15.2 Dental Only (b)												
15.3 Disability Income (b)												
15.4 Medicare Supplement (b)												
15.5 Medicaid Title XIX (b)												
15.6 Medicare Title XVIII (b).....												
15.7 Long-Term Care (b)												
15.8 Federal Employees Health Benefits Plan (b)												
15.9 Other Health (b)												
16. Workers' Compensation												
17.1 Other Liability - Occurrence												
17.2 Other Liability - Claims-Made												
17.3 Excess Workers' Compensation												
18.1 Products Liability - Occurrence												
18.2 Products Liability - Claims-Made												
19.1 Private Passenger Auto No-Fault (Personal Injury Protection)												
19.2 Other Private Passenger Auto Liability						(1,625)			(103)			
19.3 Commercial Auto No-Fault (Personal Injury Protection)												
19.4 Other Commercial Auto Liability												
21.1 Private Passenger Auto Physical Damage						(124)						
21.2 Commercial Auto Physical Damage												
22. Aircraft (all perils)												
23. Fidelity												
24. Surety												
26. Burglary and Theft												
27. Boiler and Machinery												
28. Credit												
29. International												
30. Warranty												
31. Reins nonproportional assumed property	XXX	XXX	XXX	XXX	XXX	XXX	XXX	XXX	XXX	XXX	XXX	XXX
32. Reins nonproportional assumed liability	XXX	XXX	XXX	XXX	XXX	XXX	XXX	XXX	XXX	XXX	XXX	XXX
33. Reins nonproportional assumed financial lines	XXX	XXX	XXX	XXX	XXX	XXX	XXX	XXX	XXX	XXX	XXX	XXX
34. Aggregate Write-Ins for Other Lines of Business	882,375	878,907		16,564	89,397	90,619	20,832				85,875	38,831
35. Total (a)	2,107,049	1,833,563		669,078	844,981	878,383	108,931		(103)		111,677	101,361
DETAILS OF WRITE-INS												
3401. Prepaid legal	882,375	878,907		16,564	89,397	90,619	20,832				85,875	35,831
3402. Fees associated with inactive licenses												3,000
3403.												
3498. Summary of remaining write-ins for Line 34 from overflow page												
3499. Totals (Lines 3401 through 3403 plus 3498)(Line 34 above)	882,375	878,907		16,564	89,397	90,619	20,832				85,875	38,831

(a) Finance and service charges not included in Lines 1 to 35 \$ 48,090
(b) For health business on indicated lines report: Number of persons insured under PPO managed care products and number of persons insured under indemnity only products



ANNUAL STATEMENT FOR THE YEAR 2024 OF THE METROPOLITAN GENERAL INSURANCE COMPANY

EXHIBIT OF PREMIUMS AND LOSSES (Statutory Page 14)

NAIC Group Code 0241

BUSINESS IN THE STATE OF Maine

DURING THE YEAR 2024

NAIC Company Code 39950

Line of Business	Gross Premiums, Including Policy and Membership Fees, Less Return Premiums and Premiums on Policies not Taken		3	4	5	6	7	8	9	10	11	12
	1	2										
	Direct Premiums Written	Direct Premiums Earned	Dividends Paid or Credited to Policyholders on Direct Business	Direct Unearned Premium Reserves	Direct Losses Paid (deducting salvage)	Direct Losses Incurred	Direct Losses Unpaid	Direct Defense and Cost Containment Expense Paid	Direct Defense and Cost Containment Expense Incurred	Direct Defense and Cost Containment Expense Unpaid	Commissions and Brokerage Expenses	Taxes, Licenses and Fees
1. Fire												
2.1 Allied Lines												
2.2 Multiple Peril Crop												
2.3 Federal Flood												
2.4. Private Crop												
2.5 Private Flood												
3. Farmowners Multiple Peril												
4. Homeowners Multiple Peril												
5.1 Commercial Multiple Peril (Non-Liability Portion)												
5.2 Commercial Multiple Peril (Liability Portion)												
6. Mortgage Guaranty												
8. Ocean Marine												
9.1 Inland Marine												
9.2 Pet Insurance Plans	1,570,026	1,224,951		814,811	1,203,609	1,257,656	135,511				29,328	39,232
10. Financial Guaranty												
11.1 Medical Professional Liability - Occurrence												
11.2 Medical Professional Liability - Claims-Made												
12. Earthquake												
13.1 Comprehensive (hospital and medical) ind (b)												
13.2 Comprehensive (hospital and medical) group (b)												
14. Credit A&H (Group and Individual)												
15.1 Vision Only (b).....												
15.2 Dental Only (b)												
15.3 Disability Income (b)												
15.4 Medicare Supplement (b)												
15.5 Medicaid Title XIX (b)												
15.6 Medicare Title XVIII (b).....												
15.7 Long-Term Care (b)												
15.8 Federal Employees Health Benefits Plan (b)												
15.9 Other Health (b)												
16. Workers' Compensation												
17.1 Other Liability - Occurrence												
17.2 Other Liability - Claims-Made												
17.3 Excess Workers' Compensation												
18.1 Products Liability - Occurrence												
18.2 Products Liability - Claims-Made												
19.1 Private Passenger Auto No-Fault (Personal Injury Protection)												
19.2 Other Private Passenger Auto Liability						(10)			(1)			
19.3 Commercial Auto No-Fault (Personal Injury Protection)												
19.4 Other Commercial Auto Liability												
21.1 Private Passenger Auto Physical Damage						(5)						
21.2 Commercial Auto Physical Damage												
22. Aircraft (all perils)												
23. Fidelity												
24. Surety												
26. Burglary and Theft												
27. Boiler and Machinery												
28. Credit												
29. International												
30. Warranty												
31. Reins nonproportional assumed property	XXX	XXX	XXX	XXX	XXX	XXX	XXX	XXX	XXX	XXX	XXX	XXX
32. Reins nonproportional assumed liability	XXX	XXX	XXX	XXX	XXX	XXX	XXX	XXX	XXX	XXX	XXX	XXX
33. Reins nonproportional assumed financial lines	XXX	XXX	XXX	XXX	XXX	XXX	XXX	XXX	XXX	XXX	XXX	XXX
34. Aggregate Write-Ins for Other Lines of Business	471,379	465,902		17,630	91,024	100,901	27,721				47,530	10,113
35. Total (a)	2,041,405	1,690,853		832,441	1,294,633	1,358,542	163,232		(1)		76,858	49,345
DETAILS OF WRITE-INS												
3401. Prepaid legal	471,379	465,902		17,630	91,024	100,901	27,721				47,530	10,113
3402.												
3403.												
3498. Summary of remaining write-ins for Line 34 from overflow page												
3499. Totals (Lines 3401 through 3403 plus 3498)(Line 34 above)	471,379	465,902		17,630	91,024	100,901	27,721				47,530	10,113

(a) Finance and service charges not included in Lines 1 to 35 \$ 61,134
(b) For health business on indicated lines report: Number of persons insured under PPO managed care products and number of persons insured under indemnity only products



ANNUAL STATEMENT FOR THE YEAR 2024 OF THE METROPOLITAN GENERAL INSURANCE COMPANY

EXHIBIT OF PREMIUMS AND LOSSES (Statutory Page 14)

NAIC Group Code 0241 BUSINESS IN THE STATE OF Maryland DURING THE YEAR 2024 NAIC Company Code 39950

Line of Business	Gross Premiums, Including Policy and Membership Fees, Less Return Premiums and Premiums on Policies not Taken		3	4	5	6	7	8	9	10	11	12
	1	2										
	Direct Premiums Written	Direct Premiums Earned	Dividends Paid or Credited to Policyholders on Direct Business	Direct Unearned Premium Reserves	Direct Losses Paid (deducting salvage)	Direct Losses Incurred	Direct Losses Unpaid	Direct Defense and Cost Containment Expense Paid	Direct Defense and Cost Containment Expense Incurred	Direct Defense and Cost Containment Expense Unpaid	Commissions and Brokerage Expenses	Taxes, Licenses and Fees
1. Fire												
2.1 Allied Lines												
2.2 Multiple Peril Crop												
2.3 Federal Flood												
2.4. Private Crop												
2.5 Private Flood												
3. Farmowners Multiple Peril												
4. Homeowners Multiple Peril												
5.1 Commercial Multiple Peril (Non-Liability Portion)												
5.2 Commercial Multiple Peril (Liability Portion)												
6. Mortgage Guaranty												
8. Ocean Marine												
9.1 Inland Marine												
9.2 Pet Insurance Plans	6,852,634	5,358,885		3,664,844	4,813,433	5,029,579	578,751				117,157	159,464
10. Financial Guaranty												
11.1 Medical Professional Liability - Occurrence												
11.2 Medical Professional Liability - Claims-Made												
12. Earthquake												
13.1 Comprehensive (hospital and medical) ind (b)												
13.2 Comprehensive (hospital and medical) group (b)												
14. Credit A&H (Group and Individual)												
15.1 Vision Only (b).....												
15.2 Dental Only (b)												
15.3 Disability Income (b)												
15.4 Medicare Supplement (b)												
15.5 Medicaid Title XIX (b)												
15.6 Medicare Title XVIII (b).....												
15.7 Long-Term Care (b)												
15.8 Federal Employees Health Benefits Plan (b)												
15.9 Other Health (b)												
16. Workers' Compensation												
17.1 Other Liability - Occurrence												
17.2 Other Liability - Claims-Made												
17.3 Excess Workers' Compensation												
18.1 Products Liability - Occurrence												
18.2 Products Liability - Claims-Made												
19.1 Private Passenger Auto No-Fault (Personal Injury Protection)						(258)			(49)			
19.2 Other Private Passenger Auto Liability						(641)			(38)			
19.3 Commercial Auto No-Fault (Personal Injury Protection)												
19.4 Other Commercial Auto Liability												
21.1 Private Passenger Auto Physical Damage						(34)						
21.2 Commercial Auto Physical Damage												
22. Aircraft (all perils)												
23. Fidelity												
24. Surety												
26. Burglary and Theft												
27. Boiler and Machinery												
28. Credit												
29. International												
30. Warranty												
31. Reins nonproportional assumed property	XXX	XXX	XXX	XXX	XXX	XXX	XXX	XXX	XXX	XXX	XXX	XXX
32. Reins nonproportional assumed liability	XXX	XXX	XXX	XXX	XXX	XXX	XXX	XXX	XXX	XXX	XXX	XXX
33. Reins nonproportional assumed financial lines	XXX	XXX	XXX	XXX	XXX	XXX	XXX	XXX	XXX	XXX	XXX	XXX
34. Aggregate Write-Ins for Other Lines of Business												1,157
35. Total (a)	6,852,634	5,358,885		3,664,844	4,813,433	5,028,646	578,751		(87)		117,157	160,621
DETAILS OF WRITE-INS												
3401. Prepaid legal												1,057
3402. Fees associated with inactive licenses												100
3403.												
3498. Summary of remaining write-ins for Line 34 from overflow page												
3499. Totals (Lines 3401 through 3403 plus 3498)(Line 34 above)												1,157

(a) Finance and service charges not included in Lines 1 to 35 \$ 286,729
(b) For health business on indicated lines report: Number of persons insured under PPO managed care products and number of persons insured under indemnity only products



ANNUAL STATEMENT FOR THE YEAR 2024 OF THE METROPOLITAN GENERAL INSURANCE COMPANY

EXHIBIT OF PREMIUMS AND LOSSES (Statutory Page 14)

NAIC Group Code 0241		BUSINESS IN THE STATE OF Massachusetts				DURING THE YEAR 2024				NAIC Company Code 39950			
Line of Business	Gross Premiums, Including Policy and Membership Fees, Less Return Premiums and Premiums on Policies not Taken		3 Dividends Paid or Credited to Policyholders on Direct Business	4 Direct Unearned Premium Reserves	5 Direct Losses Paid (deducting salvage)	6 Direct Losses Incurred	7 Direct Losses Unpaid	8 Direct Defense and Cost Containment Expense Paid	9 Direct Defense and Cost Containment Expense Incurred	10 Direct Defense and Cost Containment Expense Unpaid	11 Commissions and Brokerage Expenses	12 Taxes, Licenses and Fees	
	1 Direct Premiums Written	2 Direct Premiums Earned											
Fire													
Allied Lines													
Multiple Peril Crop													
Federal Flood													
Private Crop													
Private Flood													
Farmowners Multiple Peril													
Homeowners Multiple Peril													
Commercial Multiple Peril (Non-Liability Portion)													
Commercial Multiple Peril (Liability Portion)													
Mortgage Guaranty													
Ocean Marine													
Inland Marine													
Pet Insurance Plans	8,457,927	6,429,172		4,652,605	6,293,844	6,576,467	632,556				181,723	216,022	
Financial Guaranty													
Medical Professional Liability - Occurrence													
Medical Professional Liability - Claims-Made													
Earthquake													
Comprehensive (hospital and medical) ind (b)													
Comprehensive (hospital and medical) group (b)													
Credit A&H (Group and Individual)													
Vision Only (b)													
Dental Only (b)													
Disability Income (b)													
Medicare Supplement (b)													
Medicaid Title XIX (b)													
Medicare Title XVIII (b)													
Long-Term Care (b)													
Federal Employees Health Benefits Plan (b)													
Other Health (b)													
Workers' Compensation													
Other Liability - Occurrence													
Other Liability - Claims-Made													
Excess Workers' Compensation													
Products Liability - Occurrence													
Products Liability - Claims-Made													
Private Passenger Auto No-Fault (Personal Injury Protection)													
Other Private Passenger Auto Liability						(1)							
Commercial Auto No-Fault (Personal Injury Protection)													
Other Commercial Auto Liability													
Private Passenger Auto Physical Damage													
Commercial Auto Physical Damage													
Aircraft (all perils)													
Fidelity													
Surety													
Burglary and Theft													
Boiler and Machinery													
Credit													
International													
Warranty													
Reins nonproportional assumed property	XXX	XXX	XXX	XXX	XXX	XXX	XXX	XXX	XXX	XXX	XXX	XXX	
Reins nonproportional assumed liability	XXX	XXX	XXX	XXX	XXX	XXX	XXX	XXX	XXX	XXX	XXX	XXX	
Reins nonproportional assumed financial lines	XXX	XXX	XXX	XXX	XXX	XXX	XXX	XXX	XXX	XXX	XXX	XXX	
Aggregate Write-Ins for Other Lines of Business	9,078,308	8,910,530		722,113	3,668,489	3,606,135	588,569				909,831	178,619	
Total (a)	17,536,235	15,339,702		5,374,718	9,962,333	10,182,601	1,221,125				1,091,554	394,641	
DETAILS OF WRITE-INS													
Prepaid legal	9,078,308	8,910,530		722,113	3,668,489	3,606,135	588,569				909,831	178,619	
Summary of remaining write-ins for Line 34 from overflow page													
Totals (Lines 3401 through 3403 plus 3498)(Line 34 above)	9,078,308	8,910,530		722,113	3,668,489	3,606,135	588,569				909,831	178,619	

(a) Finance and service charges not included in Lines 1 to 35 \$ 336,879
(b) For health business on indicated lines report: Number of persons insured under PPO managed care products and number of persons insured under indemnity only products



ANNUAL STATEMENT FOR THE YEAR 2024 OF THE METROPOLITAN GENERAL INSURANCE COMPANY

EXHIBIT OF PREMIUMS AND LOSSES (Statutory Page 14)

NAIC Group Code 0241 BUSINESS IN THE STATE OF Michigan DURING THE YEAR 2024 NAIC Company Code 39950

Line of Business	Gross Premiums, Including Policy and Membership Fees, Less Return Premiums and Premiums on Policies not Taken		3 Dividends Paid or Credited to Policyholders on Direct Business	4 Direct Unearned Premium Reserves	5 Direct Losses Paid (deducting salvage)	6 Direct Losses Incurred	7 Direct Losses Unpaid	8 Direct Defense and Cost Containment Expense Paid	9 Direct Defense and Cost Containment Expense Incurred	10 Direct Defense and Cost Containment Expense Unpaid	11 Commissions and Brokerage Expenses	12 Taxes, Licenses and Fees
	1 Direct Premiums Written	2 Direct Premiums Earned										
1. Fire												
2.1 Allied Lines												
2.2 Multiple Peril Crop												
2.3 Federal Flood												
2.4. Private Crop												
2.5 Private Flood												
3. Farmowners Multiple Peril												
4. Homeowners Multiple Peril												
5.1 Commercial Multiple Peril (Non-Liability Portion)												
5.2 Commercial Multiple Peril (Liability Portion)												
6. Mortgage Guaranty												
8. Ocean Marine												
9.1 Inland Marine												
9.2 Pet Insurance Plans	4,922,582	3,856,757		2,567,045	3,103,654	3,243,023	357,151				113,854	111,779
10. Financial Guaranty												
11.1 Medical Professional Liability - Occurrence												
11.2 Medical Professional Liability - Claims-Made												
12. Earthquake												
13.1 Comprehensive (hospital and medical) ind (b)												
13.2 Comprehensive (hospital and medical) group (b)												
14. Credit A&H (Group and Individual)												
15.1 Vision Only (b).....												
15.2 Dental Only (b)												
15.3 Disability Income (b)												
15.4 Medicare Supplement (b)												
15.5 Medicaid Title XIX (b)												
15.6 Medicare Title XVIII (b).....												
15.7 Long-Term Care (b)												
15.8 Federal Employees Health Benefits Plan (b)												
15.9 Other Health (b)												
16. Workers' Compensation												
17.1 Other Liability - Occurrence												
17.2 Other Liability - Claims-Made												
17.3 Excess Workers' Compensation												
18.1 Products Liability - Occurrence												
18.2 Products Liability - Claims-Made												
19.1 Private Passenger Auto No-Fault (Personal Injury Protection)					1,444	52,561	448,746		9,651	45,633		
19.2 Other Private Passenger Auto Liability						(1)						
19.3 Commercial Auto No-Fault (Personal Injury Protection)												
19.4 Other Commercial Auto Liability												
21.1 Private Passenger Auto Physical Damage						(2)						
21.2 Commercial Auto Physical Damage												
22. Aircraft (all perils)												
23. Fidelity												
24. Surety												
26. Burglary and Theft												
27. Boiler and Machinery												
28. Credit												
29. International												
30. Warranty												
31. Reins nonproportional assumed property	XXX	XXX	XXX	XXX	XXX	XXX	XXX	XXX	XXX	XXX	XXX	XXX
32. Reins nonproportional assumed liability	XXX	XXX	XXX	XXX	XXX	XXX	XXX	XXX	XXX	XXX	XXX	XXX
33. Reins nonproportional assumed financial lines	XXX	XXX	XXX	XXX	XXX	XXX	XXX	XXX	XXX	XXX	XXX	XXX
34. Aggregate Write-Ins for Other Lines of Business	10,131,392	10,711,058		1,194,384	3,474,160	3,359,298	610,346				1,098,343	137,471
35. Total (a)	15,053,974	14,567,815		3,761,429	6,579,258	6,654,879	1,416,243		9,651	45,633	1,212,197	249,250
DETAILS OF WRITE-INS												
3401. Prepaid legal	10,131,392	10,711,058		1,194,384	3,474,160	3,359,298	610,346				1,098,343	137,471
3402.												
3403.												
3498. Summary of remaining write-ins for Line 34 from overflow page												
3499. Totals (Lines 3401 through 3403 plus 3498)(Line 34 above)	10,131,392	10,711,058		1,194,384	3,474,160	3,359,298	610,346				1,098,343	137,471

(a) Finance and service charges not included in Lines 1 to 35 \$ 191,769
(b) For health business on indicated lines report: Number of persons insured under PPO managed care products and number of persons insured under indemnity only products



ANNUAL STATEMENT FOR THE YEAR 2024 OF THE METROPOLITAN GENERAL INSURANCE COMPANY

EXHIBIT OF PREMIUMS AND LOSSES (Statutory Page 14)

NAIC Group Code 0241

BUSINESS IN THE STATE OF Minnesota

DURING THE YEAR 2024

NAIC Company Code 39950

Line of Business	Gross Premiums, Including Policy and Membership Fees, Less Return Premiums and Premiums on Policies not Taken		3 Dividends Paid or Credited to Policyholders on Direct Business	4 Direct Unearned Premium Reserves	5 Direct Losses Paid (deducting salvage)	6 Direct Losses Incurred	7 Direct Losses Unpaid	8 Direct Defense and Cost Containment Expense Paid	9 Direct Defense and Cost Containment Expense Incurred	10 Direct Defense and Cost Containment Expense Unpaid	11 Commissions and Brokerage Expenses	12 Taxes, Licenses and Fees
	1 Direct Premiums Written	2 Direct Premiums Earned										
1. Fire												
2.1 Allied Lines												
2.2 Multiple Peril Crop												
2.3 Federal Flood												
2.4. Private Crop												
2.5 Private Flood												
3. Farmowners Multiple Peril												
4. Homeowners Multiple Peril												
5.1 Commercial Multiple Peril (Non-Liability Portion)												
5.2 Commercial Multiple Peril (Liability Portion)												
6. Mortgage Guaranty												
8. Ocean Marine												
9.1 Inland Marine												
9.2 Pet Insurance Plans	4,513,764	3,459,599		2,387,306	3,533,980	3,692,673	356,104				79,141	105,680
10. Financial Guaranty												
11.1 Medical Professional Liability - Occurrence												
11.2 Medical Professional Liability - Claims-Made												
12. Earthquake												
13.1 Comprehensive (hospital and medical) ind (b)												
13.2 Comprehensive (hospital and medical) group (b)												
14. Credit A&H (Group and Individual)												
15.1 Vision Only (b).....												
15.2 Dental Only (b)												
15.3 Disability Income (b)												
15.4 Medicare Supplement (b)												
15.5 Medicaid Title XIX (b)												
15.6 Medicare Title XVIII (b).....												
15.7 Long-Term Care (b)												
15.8 Federal Employees Health Benefits Plan (b)												
15.9 Other Health (b)												
16. Workers' Compensation												
17.1 Other Liability - Occurrence												
17.2 Other Liability - Claims-Made												
17.3 Excess Workers' Compensation												
18.1 Products Liability - Occurrence												
18.2 Products Liability - Claims-Made												
19.1 Private Passenger Auto No-Fault (Personal Injury Protection)						(113)			(21)			
19.2 Other Private Passenger Auto Liability						(29)			(2)			
19.3 Commercial Auto No-Fault (Personal Injury Protection)												
19.4 Other Commercial Auto Liability												
21.1 Private Passenger Auto Physical Damage						(9)						
21.2 Commercial Auto Physical Damage												
22. Aircraft (all perils)												
23. Fidelity												
24. Surety												
26. Burglary and Theft												
27. Boiler and Machinery												
28. Credit												
29. International												
30. Warranty												
31. Reins nonproportional assumed property	XXX	XXX	XXX	XXX	XXX	XXX	XXX	XXX	XXX	XXX	XXX	XXX
32. Reins nonproportional assumed liability	XXX	XXX	XXX	XXX	XXX	XXX	XXX	XXX	XXX	XXX	XXX	XXX
33. Reins nonproportional assumed financial lines	XXX	XXX	XXX	XXX	XXX	XXX	XXX	XXX	XXX	XXX	XXX	XXX
34. Aggregate Write-Ins for Other Lines of Business	4,015,086	3,976,352		182,167	1,182,543	1,175,866	208,824				406,882	87,363
35. Total (a)	8,528,850	7,435,951		2,569,473	4,716,523	4,868,388	564,928		(23)		486,023	193,043
DETAILS OF WRITE-INS												
3401. Prepaid legal	4,015,086	3,976,352		182,167	1,182,543	1,175,866	208,824				406,882	87,363
3402.												
3403.												
3498. Summary of remaining write-ins for Line 34 from overflow page												
3499. Totals (Lines 3401 through 3403 plus 3498)(Line 34 above)	4,015,086	3,976,352		182,167	1,182,543	1,175,866	208,824				406,882	87,363

(a) Finance and service charges not included in Lines 1 to 35 \$ 256,824

(b) For health business on indicated lines report: Number of persons insured under PPO managed care products and number of persons insured under indemnity only products



ANNUAL STATEMENT FOR THE YEAR 2024 OF THE METROPOLITAN GENERAL INSURANCE COMPANY

EXHIBIT OF PREMIUMS AND LOSSES (Statutory Page 14)

NAIC Group Code 0241 BUSINESS IN THE STATE OF Mississippi DURING THE YEAR 2024 NAIC Company Code 39950

Line of Business	Gross Premiums, Including Policy and Membership Fees, Less Return Premiums and Premiums on Policies not Taken		3 Dividends Paid or Credited to Policyholders on Direct Business	4 Direct Unearned Premium Reserves	5 Direct Losses Paid (deducting salvage)	6 Direct Losses Incurred	7 Direct Losses Unpaid	8 Direct Defense and Cost Containment Expense Paid	9 Direct Defense and Cost Containment Expense Incurred	10 Direct Defense and Cost Containment Expense Unpaid	11 Commissions and Brokerage Expenses	12 Taxes, Licenses and Fees
	1 Direct Premiums Written	2 Direct Premiums Earned										
1. Fire												
2.1 Allied Lines												
2.2 Multiple Peril Crop												
2.3 Federal Flood												
2.4. Private Crop												
2.5 Private Flood												
3. Farmowners Multiple Peril												
4. Homeowners Multiple Peril												
5.1 Commercial Multiple Peril (Non-Liability Portion)												
5.2 Commercial Multiple Peril (Liability Portion)												
6. Mortgage Guaranty												
8. Ocean Marine												
9.1 Inland Marine												
9.2 Pet Insurance Plans	496,019	396,107		267,788	220,028	229,908	24,386				7,349	17,038
10. Financial Guaranty												
11.1 Medical Professional Liability - Occurrence												
11.2 Medical Professional Liability - Claims-Made												
12. Earthquake												
13.1 Comprehensive (hospital and medical) ind (b)												
13.2 Comprehensive (hospital and medical) group (b)												
14. Credit A&H (Group and Individual)												
15.1 Vision Only (b).....												
15.2 Dental Only (b)												
15.3 Disability Income (b)												
15.4 Medicare Supplement (b)												
15.5 Medicaid Title XIX (b)												
15.6 Medicare Title XVIII (b).....												
15.7 Long-Term Care (b)												
15.8 Federal Employees Health Benefits Plan (b)												
15.9 Other Health (b)												
16. Workers' Compensation												
17.1 Other Liability - Occurrence												
17.2 Other Liability - Claims-Made												
17.3 Excess Workers' Compensation												
18.1 Products Liability - Occurrence												
18.2 Products Liability - Claims-Made												
19.1 Private Passenger Auto No-Fault (Personal Injury Protection)												
19.2 Other Private Passenger Auto Liability						(6)						
19.3 Commercial Auto No-Fault (Personal Injury Protection)												
19.4 Other Commercial Auto Liability												
21.1 Private Passenger Auto Physical Damage						(2)						
21.2 Commercial Auto Physical Damage												
22. Aircraft (all perils)												
23. Fidelity												
24. Surety												
26. Burglary and Theft												
27. Boiler and Machinery												
28. Credit												
29. International												
30. Warranty												
31. Reins nonproportional assumed property	XXX	XXX	XXX	XXX	XXX	XXX	XXX	XXX	XXX	XXX	XXX	XXX
32. Reins nonproportional assumed liability	XXX	XXX	XXX	XXX	XXX	XXX	XXX	XXX	XXX	XXX	XXX	XXX
33. Reins nonproportional assumed financial lines	XXX	XXX	XXX	XXX	XXX	XXX	XXX	XXX	XXX	XXX	XXX	XXX
34. Aggregate Write-Ins for Other Lines of Business	938,262	935,784		366,975	109,841	94,951	17,829				94,776	23,063
35. Total (a)	1,434,281	1,331,891		634,763	329,869	324,851	42,215				102,125	40,101
DETAILS OF WRITE-INS												
3401. Prepaid legal	938,262	935,784		366,975	109,841	94,951	17,829				94,776	23,063
3402.												
3403.												
3498. Summary of remaining write-ins for Line 34 from overflow page												
3499. Totals (Lines 3401 through 3403 plus 3498)(Line 34 above)	938,262	935,784		366,975	109,841	94,951	17,829				94,776	23,063

(a) Finance and service charges not included in Lines 1 to 35 \$ 27,378
(b) For health business on indicated lines report: Number of persons insured under PPO managed care products and number of persons insured under indemnity only products



ANNUAL STATEMENT FOR THE YEAR 2024 OF THE METROPOLITAN GENERAL INSURANCE COMPANY

EXHIBIT OF PREMIUMS AND LOSSES (Statutory Page 14)

NAIC Group Code 0241

BUSINESS IN THE STATE OF Missouri

DURING THE YEAR 2024

NAIC Company Code 39950

Line of Business	Gross Premiums, Including Policy and Membership Fees, Less Return Premiums and Premiums on Policies not Taken		3 Dividends Paid or Credited to Policyholders on Direct Business	4 Direct Unearned Premium Reserves	5 Direct Losses Paid (deducting salvage)	6 Direct Losses Incurred	7 Direct Losses Unpaid	8 Direct Defense and Cost Containment Expense Paid	9 Direct Defense and Cost Containment Expense Incurred	10 Direct Defense and Cost Containment Expense Unpaid	11 Commissions and Brokerage Expenses	12 Taxes, Licenses and Fees
	1 Direct Premiums Written	2 Direct Premiums Earned										
1. Fire												
2.1 Allied Lines												
2.2 Multiple Peril Crop												
2.3 Federal Flood												
2.4. Private Crop												
2.5 Private Flood												
3. Farmowners Multiple Peril												
4. Homeowners Multiple Peril												
5.1 Commercial Multiple Peril (Non-Liability Portion)												
5.2 Commercial Multiple Peril (Liability Portion)												
6. Mortgage Guaranty												
8. Ocean Marine												
9.1 Inland Marine												
9.2 Pet Insurance Plans	3,447,825	2,690,347		1,932,705	1,899,054	1,984,331	225,936				73,738	80,380
10. Financial Guaranty												
11.1 Medical Professional Liability - Occurrence												
11.2 Medical Professional Liability - Claims-Made												
12. Earthquake												
13.1 Comprehensive (hospital and medical) ind (b)												
13.2 Comprehensive (hospital and medical) group (b)												
14. Credit A&H (Group and Individual)												
15.1 Vision Only (b).....												
15.2 Dental Only (b)												
15.3 Disability Income (b)												
15.4 Medicare Supplement (b)												
15.5 Medicaid Title XIX (b)												
15.6 Medicare Title XVIII (b).....												
15.7 Long-Term Care (b)												
15.8 Federal Employees Health Benefits Plan (b)												
15.9 Other Health (b)												
16. Workers' Compensation												
17.1 Other Liability - Occurrence												
17.2 Other Liability - Claims-Made												
17.3 Excess Workers' Compensation												
18.1 Products Liability - Occurrence												
18.2 Products Liability - Claims-Made												
19.1 Private Passenger Auto No-Fault (Personal Injury Protection)												
19.2 Other Private Passenger Auto Liability					100,000	(2)			(7,856)			
19.3 Commercial Auto No-Fault (Personal Injury Protection)												
19.4 Other Commercial Auto Liability												
21.1 Private Passenger Auto Physical Damage						(48)						
21.2 Commercial Auto Physical Damage												
22. Aircraft (all perils)												
23. Fidelity												
24. Surety												
26. Burglary and Theft												
27. Boiler and Machinery												
28. Credit												
29. International												
30. Warranty												
31. Reins nonproportional assumed property	XXX	XXX	XXX	XXX	XXX	XXX	XXX	XXX	XXX	XXX	XXX	XXX
32. Reins nonproportional assumed liability	XXX	XXX	XXX	XXX	XXX	XXX	XXX	XXX	XXX	XXX	XXX	XXX
33. Reins nonproportional assumed financial lines	XXX	XXX	XXX	XXX	XXX	XXX	XXX	XXX	XXX	XXX	XXX	XXX
34. Aggregate Write-Ins for Other Lines of Business												40
35. Total (a)	3,447,825	2,690,347		1,932,705	1,999,054	1,984,281	225,936		(7,856)		73,738	80,420
DETAILS OF WRITE-INS												
3401. Prepaid legal												40
3402.												
3403.												
3498. Summary of remaining write-ins for Line 34 from overflow page												
3499. Totals (Lines 3401 through 3403 plus 3498)(Line 34 above)												40

(a) Finance and service charges not included in Lines 1 to 35 \$ 188,043
(b) For health business on indicated lines report: Number of persons insured under PPO managed care products and number of persons insured under indemnity only products



ANNUAL STATEMENT FOR THE YEAR 2024 OF THE METROPOLITAN GENERAL INSURANCE COMPANY

EXHIBIT OF PREMIUMS AND LOSSES (Statutory Page 14)

NAIC Group Code 0241 BUSINESS IN THE STATE OF Montana DURING THE YEAR 2024 NAIC Company Code 39950

Line of Business		Gross Premiums, Including Policy and Membership Fees, Less Return Premiums and Premiums on Policies not Taken		3	4	5	6	7	8	9	10	11	12
		1 Direct Premiums Written	2 Direct Premiums Earned	Dividends Paid or Credited to Policyholders on Direct Business	Direct Unearned Premium Reserves	Direct Losses Paid (deducting salvage)	Direct Losses Incurred	Direct Losses Unpaid	Direct Defense and Cost Containment Expense Paid	Direct Defense and Cost Containment Expense Incurred	Direct Defense and Cost Containment Expense Unpaid	Commissions and Brokerage Expenses	Taxes, Licenses and Fees
1.	Fire												
2.1	Allied Lines												
2.2	Multiple Peril Crop												
2.3	Federal Flood												
2.4	Private Crop												
2.5	Private Flood												
3.	Farmowners Multiple Peril												
4.	Homeowners Multiple Peril												
5.1	Commercial Multiple Peril (Non-Liability Portion)												
5.2	Commercial Multiple Peril (Liability Portion)												
6.	Mortgage Guaranty												
8.	Ocean Marine												
9.1	Inland Marine												
9.2	Pet Insurance Plans	420, 122	324, 175		219, 062	274, 277	286, 594	28, 012				8, 620	13, 469
10.	Financial Guaranty												
11.1	Medical Professional Liability - Occurrence												
11.2	Medical Professional Liability - Claims-Made												
12.	Earthquake												
13.1	Comprehensive (hospital and medical) ind (b)												
13.2	Comprehensive (hospital and medical) group (b)												
14.	Credit A&H (Group and Individual)												
15.1	Vision Only (b).....												
15.2	Dental Only (b)												
15.3	Disability Income (b)												
15.4	Medicare Supplement (b)												
15.5	Medicaid Title XIX (b)												
15.6	Medicare Title XVIII (b).....												
15.7	Long-Term Care (b)												
15.8	Federal Employees Health Benefits Plan (b)												
15.9	Other Health (b)												
16.	Workers' Compensation												
17.1	Other Liability - Occurrence												
17.2	Other Liability - Claims-Made												
17.3	Excess Workers' Compensation												
18.1	Products Liability - Occurrence												
18.2	Products Liability - Claims-Made												
19.1	Private Passenger Auto No-Fault (Personal Injury Protection)												
19.2	Other Private Passenger Auto Liability						(114)			(7)			
19.3	Commercial Auto No-Fault (Personal Injury Protection)												
19.4	Other Commercial Auto Liability												
21.1	Private Passenger Auto Physical Damage						(17)						
21.2	Commercial Auto Physical Damage												
22.	Aircraft (all perils)												
23.	Fidelity												
24.	Surety												
26.	Burglary and Theft												
27.	Boiler and Machinery												
28.	Credit												
29.	International												
30.	Warranty												
31.	Reins nonproportional assumed property	XXX	XXX	XXX	XXX	XXX	XXX	XXX	XXX	XXX	XXX	XXX	XXX
32.	Reins nonproportional assumed liability	XXX	XXX	XXX	XXX	XXX	XXX	XXX	XXX	XXX	XXX	XXX	XXX
33.	Reins nonproportional assumed financial lines	XXX	XXX	XXX	XXX	XXX	XXX	XXX	XXX	XXX	XXX	XXX	XXX
34.	Aggregate Write-Ins for Other Lines of Business	136, 774	134, 461		11, 225	39, 643	39, 556	2, 845				13, 997	4, 510
35.	Total (a)	556, 896	458, 636		230, 287	313, 920	326, 019	30, 857		(7)		22, 617	17, 979
DETAILS OF WRITE-INS													
3401.	Prepaid legal	136, 774	134, 461		11, 225	39, 643	39, 556	2, 845				13, 997	4, 510
3402.												
3403.												
3498.	Summary of remaining write-ins for Line 34 from overflow page												
3499.	Totals (Lines 3401 through 3403 plus 3498)(Line 34 above)	136, 774	134, 461		11, 225	39, 643	39, 556	2, 845				13, 997	4, 510

(a) Finance and service charges not included in Lines 1 to 35 \$ 21,678
(b) For health business on indicated lines report: Number of persons insured under PPO managed care products and number of persons insured under indemnity only products



ANNUAL STATEMENT FOR THE YEAR 2024 OF THE METROPOLITAN GENERAL INSURANCE COMPANY

EXHIBIT OF PREMIUMS AND LOSSES (Statutory Page 14)

NAIC Group Code 0241		BUSINESS IN THE STATE OF Nebraska				DURING THE YEAR 2024				NAIC Company Code 39950		
Line of Business	Gross Premiums, Including Policy and Membership Fees, Less Return Premiums and Premiums on Policies not Taken		3 Dividends Paid or Credited to Policyholders on Direct Business	4 Direct Unearned Premium Reserves	5 Direct Losses Paid (deducting salvage)	6 Direct Losses Incurred	7 Direct Losses Unpaid	8 Direct Defense and Cost Containment Expense Paid	9 Direct Defense and Cost Containment Expense Incurred	10 Direct Defense and Cost Containment Expense Unpaid	11 Commissions and Brokerage Expenses	12 Taxes, Licenses and Fees
	1 Direct Premiums Written	2 Direct Premiums Earned										
Fire												
Marine Lines												
Multiple Peril Crop												
Federal Flood												
Private Crop												
Private Flood												
Farmowners Multiple Peril												
Homeowners Multiple Peril												
Commercial Multiple Peril (Non-Liability Portion)												
Commercial Multiple Peril (Liability Portion)												
Mortgage Guaranty												
Ocean Marine												
Inland Marine												
Pet Insurance Plans	673,261	512,182		371,457	385,865	403,192	40,140				11,250	15,296
Financial Guaranty												
Medical Professional Liability - Occurrence												
Medical Professional Liability - Claims-Made												
Earthquake												
Comprehensive (hospital and medical) ind (b)												
Comprehensive (hospital and medical) group (b)												
Credit A&H (Group and Individual)												
Vision Only (b)												
Dental Only (b)												
Disability Income (b)												
Medicare Supplement (b)												
Medicaid Title XIX (b)												
Medicare Title XVIII (b)												
Long-Term Care (b)												
Federal Employees Health Benefits Plan (b)												
Other Health (b)												
Workers' Compensation												
Other Liability - Occurrence												
Other Liability - Claims-Made												
Excess Workers' Compensation												
Products Liability - Occurrence												
Products Liability - Claims-Made												
Private Passenger Auto No-Fault (Personal Injury Protection)												
Other Private Passenger Auto Liability												
Commercial Auto No-Fault (Personal Injury Protection)												
Other Commercial Auto Liability												
Private Passenger Auto Physical Damage												
Commercial Auto Physical Damage												
Aircraft (all perils)												
Fidelity												
Surety												
Burglary and Theft												
Boiler and Machinery												
Credit												
International												
Warranty												
Reins nonproportional assumed property	XXX	XXX	XXX	XXX	XXX	XXX	XXX	XXX	XXX	XXX	XXX	XXX
Reins nonproportional assumed liability	XXX	XXX	XXX	XXX	XXX	XXX	XXX	XXX	XXX	XXX	XXX	XXX
Reins nonproportional assumed financial lines	XXX	XXX	XXX	XXX	XXX	XXX	XXX	XXX	XXX	XXX	XXX	XXX
Aggregate Write-Ins for Other Lines of Business	967,003	1,018,800		(24,088)	182,940	170,910	19,610				104,642	18,718
Total (a)	1,640,264	1,530,982		347,369	568,805	574,102	59,750				115,892	34,014
DETAILS OF WRITE-INS												
Prepaid legal	967,003	1,018,800		(24,088)	182,940	170,910	19,610				104,642	18,718
Summary of remaining write-ins for Line 34 from overflow page												
Totals (Lines 3401 through 3403 plus 3498)(Line 34 above)	967,003	1,018,800		(24,088)	182,940	170,910	19,610				104,642	18,718

(a) Finance and service charges not included in Lines 1 to 35 \$28,461
(b) For health business on indicated lines report: Number of persons insured under PPO managed care products and number of persons insured under indemnity only products



ANNUAL STATEMENT FOR THE YEAR 2024 OF THE METROPOLITAN GENERAL INSURANCE COMPANY

EXHIBIT OF PREMIUMS AND LOSSES (Statutory Page 14)

NAIC Group Code 0241

BUSINESS IN THE STATE OF Nevada

DURING THE YEAR 2024

NAIC Company Code 39950

Line of Business	Gross Premiums, Including Policy and Membership Fees, Less Return Premiums and Premiums on Policies not Taken		3 Dividends Paid or Credited to Policyholders on Direct Business	4 Direct Unearned Premium Reserves	5 Direct Losses Paid (deducting salvage)	6 Direct Losses Incurred	7 Direct Losses Unpaid	8 Direct Defense and Cost Containment Expense Paid	9 Direct Defense and Cost Containment Expense Incurred	10 Direct Defense and Cost Containment Expense Unpaid	11 Commissions and Brokerage Expenses	12 Taxes, Licenses and Fees
	1 Direct Premiums Written	2 Direct Premiums Earned										
1. Fire												
2.1 Allied Lines												
2.2 Multiple Peril Crop												
2.3 Federal Flood												
2.4. Private Crop												
2.5 Private Flood												
3. Farmowners Multiple Peril												
4. Homeowners Multiple Peril												
5.1 Commercial Multiple Peril (Non-Liability Portion)												
5.2 Commercial Multiple Peril (Liability Portion)												
6. Mortgage Guaranty												
8. Ocean Marine												
9.1 Inland Marine												
9.2 Pet Insurance Plans	2, 278, 713	1, 641, 162		1, 289, 306	926, 270	967, 864	67, 232				43, 657	65, 366
10. Financial Guaranty												
11.1 Medical Professional Liability - Occurrence												
11.2 Medical Professional Liability - Claims-Made												
12. Earthquake												
13.1 Comprehensive (hospital and medical) ind (b)												
13.2 Comprehensive (hospital and medical) group (b)												
14. Credit A&H (Group and Individual)												
15.1 Vision Only (b).....												
15.2 Dental Only (b)												
15.3 Disability Income (b)												
15.4 Medicare Supplement (b)												
15.5 Medicaid Title XIX (b)												
15.6 Medicare Title XVIII (b).....												
15.7 Long-Term Care (b)												
15.8 Federal Employees Health Benefits Plan (b)												
15.9 Other Health (b)												
16. Workers' Compensation												
17.1 Other Liability - Occurrence												
17.2 Other Liability - Claims-Made												
17.3 Excess Workers' Compensation												
18.1 Products Liability - Occurrence												
18.2 Products Liability - Claims-Made												
19.1 Private Passenger Auto No-Fault (Personal Injury Protection)												
19.2 Other Private Passenger Auto Liability												
19.3 Commercial Auto No-Fault (Personal Injury Protection)												
19.4 Other Commercial Auto Liability												
21.1 Private Passenger Auto Physical Damage												
21.2 Commercial Auto Physical Damage												
22. Aircraft (all perils)												
23. Fidelity												
24. Surety												
26. Burglary and Theft												
27. Boiler and Machinery												
28. Credit												
29. International												
30. Warranty												
31. Reins nonproportional assumed property	XXX.	XXX.	XXX.	XXX.	XXX.	XXX.	XXX.	XXX.	XXX.	XXX.	XXX.	XXX.
32. Reins nonproportional assumed liability	XXX.	XXX.	XXX.	XXX.	XXX.	XXX.	XXX.	XXX.	XXX.	XXX.	XXX.	XXX.
33. Reins nonproportional assumed financial lines	XXX.	XXX.	XXX.	XXX.	XXX.	XXX.	XXX.	XXX.	XXX.	XXX.	XXX.	XXX.
34. Aggregate Write-Ins for Other Lines of Business	2, 721, 157	2, 646, 709		323, 435	783, 539	866, 923	194, 997				275, 859	87, 780
35. Total (a)	4, 999, 870	4, 287, 871		1, 612, 741	1, 709, 809	1, 834, 787	262, 229				319, 516	153, 146
DETAILS OF WRITE-INS												
3401. Prepaid legal	2, 721, 157	2, 646, 709		323, 435	783, 539	866, 923	194, 997				275, 859	87, 780
3402.												
3403.												
3498. Summary of remaining write-ins for Line 34 from overflow page												
3499. Totals (Lines 3401 through 3403 plus 3498)(Line 34 above)	2, 721, 157	2, 646, 709		323, 435	783, 539	866, 923	194, 997				275, 859	87, 780

(a) Finance and service charges not included in Lines 1 to 35 \$ 109, 845

(b) For health business on indicated lines report: Number of persons insured under PPO managed care products and number of persons insured under indemnity only products



ANNUAL STATEMENT FOR THE YEAR 2024 OF THE METROPOLITAN GENERAL INSURANCE COMPANY

EXHIBIT OF PREMIUMS AND LOSSES (Statutory Page 14)

NAIC Group Code 0241 BUSINESS IN THE STATE OF New Hampshire DURING THE YEAR 2024 NAIC Company Code 39950

Line of Business	Gross Premiums, Including Policy and Membership Fees, Less Return Premiums and Premiums on Policies not Taken		3	4	5	6	7	8	9	10	11	12
	1	2										
	Direct Premiums Written	Direct Premiums Earned	Dividends Paid or Credited to Policyholders on Direct Business	Direct Unearned Premium Reserves	Direct Losses Paid (deducting salvage)	Direct Losses Incurred	Direct Losses Unpaid	Direct Defense and Cost Containment Expense Paid	Direct Defense and Cost Containment Expense Incurred	Direct Defense and Cost Containment Expense Unpaid	Commissions and Brokerage Expenses	Taxes, Licenses and Fees
1. Fire												
2.1 Allied Lines												
2.2 Multiple Peril Crop												
2.3 Federal Flood												
2.4. Private Crop												
2.5 Private Flood												
3. Farmowners Multiple Peril												
4. Homeowners Multiple Peril												
5.1 Commercial Multiple Peril (Non-Liability Portion)												
5.2 Commercial Multiple Peril (Liability Portion)												
6. Mortgage Guaranty												
8. Ocean Marine												
9.1 Inland Marine												
9.2 Pet Insurance Plans	2,474,990	1,891,599		1,318,168	1,902,358	1,987,782	211,707				44,081	57,975
10. Financial Guaranty												
11.1 Medical Professional Liability - Occurrence												
11.2 Medical Professional Liability - Claims-Made												
12. Earthquake												
13.1 Comprehensive (hospital and medical) ind (b)												
13.2 Comprehensive (hospital and medical) group (b)												
14. Credit A&H (Group and Individual)												
15.1 Vision Only (b).....												
15.2 Dental Only (b)												
15.3 Disability Income (b)												
15.4 Medicare Supplement (b)												
15.5 Medicaid Title XIX (b)												
15.6 Medicare Title XVIII (b).....												
15.7 Long-Term Care (b)												
15.8 Federal Employees Health Benefits Plan (b)												
15.9 Other Health (b)												
16. Workers' Compensation												
17.1 Other Liability - Occurrence												
17.2 Other Liability - Claims-Made												
17.3 Excess Workers' Compensation												
18.1 Products Liability - Occurrence												
18.2 Products Liability - Claims-Made												
19.1 Private Passenger Auto No-Fault (Personal Injury Protection)												
19.2 Other Private Passenger Auto Liability					1,268,909	(224,959)	1,575,262	139,906	(108,666)	28,823		
19.3 Commercial Auto No-Fault (Personal Injury Protection)												
19.4 Other Commercial Auto Liability												
21.1 Private Passenger Auto Physical Damage					(24,854)	(59,103)		1,610				
21.2 Commercial Auto Physical Damage												
22. Aircraft (all perils)												
23. Fidelity												
24. Surety												
26. Burglary and Theft												
27. Boiler and Machinery												
28. Credit												
29. International												
30. Warranty												
31. Reins nonproportional assumed property	XXX	XXX	XXX	XXX	XXX	XXX	XXX	XXX	XXX	XXX	XXX	XXX
32. Reins nonproportional assumed liability	XXX	XXX	XXX	XXX	XXX	XXX	XXX	XXX	XXX	XXX	XXX	XXX
33. Reins nonproportional assumed financial lines	XXX	XXX	XXX	XXX	XXX	XXX	XXX	XXX	XXX	XXX	XXX	XXX
34. Aggregate Write-Ins for Other Lines of Business												1,707
35. Total (a)	2,474,990	1,891,599		1,318,168	3,146,413	1,703,720	1,786,969	141,516	(108,666)	28,823	44,081	59,682
DETAILS OF WRITE-INS												
3401. Prepaid legal												1,683
3402. Fees associated with inactive licenses												24
3403.												
3498. Summary of remaining write-ins for Line 34 from overflow page												
3499. Totals (Lines 3401 through 3403 plus 3498)(Line 34 above)												1,707

(a) Finance and service charges not included in Lines 1 to 35 \$ 107,934
(b) For health business on indicated lines report: Number of persons insured under PPO managed care products and number of persons insured under indemnity only products



ANNUAL STATEMENT FOR THE YEAR 2024 OF THE METROPOLITAN GENERAL INSURANCE COMPANY

EXHIBIT OF PREMIUMS AND LOSSES (Statutory Page 14)

NAIC Group Code 0241 BUSINESS IN THE STATE OF New Jersey DURING THE YEAR 2024 NAIC Company Code 39950

Line of Business	Gross Premiums, Including Policy and Membership Fees, Less Return Premiums and Premiums on Policies not Taken		3 Dividends Paid or Credited to Policyholders on Direct Business	4 Direct Unearned Premium Reserves	5 Direct Losses Paid (deducting salvage)	6 Direct Losses Incurred	7 Direct Losses Unpaid	8 Direct Defense and Cost Containment Expense Paid	9 Direct Defense and Cost Containment Expense Incurred	10 Direct Defense and Cost Containment Expense Unpaid	11 Commissions and Brokerage Expenses	12 Taxes, Licenses and Fees
	1 Direct Premiums Written	2 Direct Premiums Earned										
1. Fire												
2.1 Allied Lines												
2.2 Multiple Peril Crop												
2.3 Federal Flood												
2.4. Private Crop												
2.5 Private Flood												
3. Farmowners Multiple Peril												
4. Homeowners Multiple Peril												
5.1 Commercial Multiple Peril (Non-Liability Portion)												
5.2 Commercial Multiple Peril (Liability Portion)												
6. Mortgage Guaranty												
8. Ocean Marine												
9.1 Inland Marine												
9.2 Pet Insurance Plans	10,839,500	8,711,481		5,559,584	11,084,547	11,582,295	977,140				234,987	274,568
10. Financial Guaranty												
11.1 Medical Professional Liability - Occurrence												
11.2 Medical Professional Liability - Claims-Made												
12. Earthquake												
13.1 Comprehensive (hospital and medical) ind (b)												
13.2 Comprehensive (hospital and medical) group (b)												
14. Credit A&H (Group and Individual)												
15.1 Vision Only (b).....												
15.2 Dental Only (b)												
15.3 Disability Income (b)												
15.4 Medicare Supplement (b)												
15.5 Medicaid Title XIX (b)												
15.6 Medicare Title XVIII (b).....												
15.7 Long-Term Care (b)												
15.8 Federal Employees Health Benefits Plan (b)												
15.9 Other Health (b)												
16. Workers' Compensation												
17.1 Other Liability - Occurrence												
17.2 Other Liability - Claims-Made												
17.3 Excess Workers' Compensation												
18.1 Products Liability - Occurrence												
18.2 Products Liability - Claims-Made												
19.1 Private Passenger Auto No-Fault (Personal Injury Protection)						(589)			(111)			
19.2 Other Private Passenger Auto Liability						(108)			(8)			
19.3 Commercial Auto No-Fault (Personal Injury Protection)												
19.4 Other Commercial Auto Liability												
21.1 Private Passenger Auto Physical Damage						(34)						
21.2 Commercial Auto Physical Damage												
22. Aircraft (all perils)												
23. Fidelity												
24. Surety												
26. Burglary and Theft												
27. Boiler and Machinery												
28. Credit												
29. International												
30. Warranty												
31. Reins nonproportional assumed property	XXX	XXX	XXX	XXX	XXX	XXX	XXX	XXX	XXX	XXX	XXX	XXX
32. Reins nonproportional assumed liability	XXX	XXX	XXX	XXX	XXX	XXX	XXX	XXX	XXX	XXX	XXX	XXX
33. Reins nonproportional assumed financial lines	XXX	XXX	XXX	XXX	XXX	XXX	XXX	XXX	XXX	XXX	XXX	XXX
34. Aggregate Write-Ins for Other Lines of Business	6,100,966	6,011,622		479,934	2,406,695	2,402,286	390,694				623,242	123,933
35. Total (a)	16,940,466	14,723,103		6,039,518	13,491,242	13,983,850	1,367,834		(119)		858,229	398,501
DETAILS OF WRITE-INS												
3401. Prepaid legal	6,100,966	6,011,622		479,934	2,406,695	2,402,286	390,694				623,242	123,933
3402.												
3403.												
3498. Summary of remaining write-ins for Line 34 from overflow page												
3499. Totals (Lines 3401 through 3403 plus 3498)(Line 34 above)	6,100,966	6,011,622		479,934	2,406,695	2,402,286	390,694				623,242	123,933

(a) Finance and service charges not included in Lines 1 to 35 \$ 551,696
(b) For health business on indicated lines report: Number of persons insured under PPO managed care products and number of persons insured under indemnity only products



ANNUAL STATEMENT FOR THE YEAR 2024 OF THE METROPOLITAN GENERAL INSURANCE COMPANY

EXHIBIT OF PREMIUMS AND LOSSES (Statutory Page 14)

NAIC Group Code 0241 BUSINESS IN THE STATE OF New Mexico DURING THE YEAR 2024 NAIC Company Code 39950

Line of Business	Gross Premiums, Including Policy and Membership Fees, Less Return Premiums and Premiums on Policies not Taken		3	4	5	6	7	8	9	10	11	12
	1	2										
	Direct Premiums Written	Direct Premiums Earned	Dividends Paid or Credited to Policyholders on Direct Business	Direct Unearned Premium Reserves	Direct Losses Paid (deducting salvage)	Direct Losses Incurred	Direct Losses Unpaid	Direct Defense and Cost Containment Expense Paid	Direct Defense and Cost Containment Expense Incurred	Direct Defense and Cost Containment Expense Unpaid	Commissions and Brokerage Expenses	Taxes, Licenses and Fees
1. Fire												
2.1 Allied Lines												
2.2 Multiple Peril Crop												
2.3 Federal Flood												
2.4. Private Crop												
2.5 Private Flood												
3. Farmowners Multiple Peril												
4. Homeowners Multiple Peril												
5.1 Commercial Multiple Peril (Non-Liability Portion)												
5.2 Commercial Multiple Peril (Liability Portion)												
6. Mortgage Guaranty												
8. Ocean Marine												
9.1 Inland Marine												
9.2 Pet Insurance Plans	763,359	461,891		487,512	304,228	317,890	31,707				1,396	21,978
10. Financial Guaranty												
11.1 Medical Professional Liability - Occurrence												
11.2 Medical Professional Liability - Claims-Made												
12. Earthquake												
13.1 Comprehensive (hospital and medical) ind (b)												
13.2 Comprehensive (hospital and medical) group (b)												
14. Credit A&H (Group and Individual)												
15.1 Vision Only (b).....												
15.2 Dental Only (b)												
15.3 Disability Income (b)												
15.4 Medicare Supplement (b)												
15.5 Medicaid Title XIX (b)												
15.6 Medicare Title XVIII (b).....												
15.7 Long-Term Care (b)												
15.8 Federal Employees Health Benefits Plan (b)												
15.9 Other Health (b)												
16. Workers' Compensation												
17.1 Other Liability - Occurrence												
17.2 Other Liability - Claims-Made												
17.3 Excess Workers' Compensation												
18.1 Products Liability - Occurrence												
18.2 Products Liability - Claims-Made												
19.1 Private Passenger Auto No-Fault (Personal Injury Protection)												
19.2 Other Private Passenger Auto Liability												
19.3 Commercial Auto No-Fault (Personal Injury Protection)												
19.4 Other Commercial Auto Liability												
21.1 Private Passenger Auto Physical Damage												
21.2 Commercial Auto Physical Damage												
22. Aircraft (all perils)												
23. Fidelity												
24. Surety												
26. Burglary and Theft												
27. Boiler and Machinery												
28. Credit												
29. International												
30. Warranty												
31. Reins nonproportional assumed property	XXX	XXX	XXX	XXX	XXX	XXX	XXX	XXX	XXX	XXX	XXX	XXX
32. Reins nonproportional assumed liability	XXX	XXX	XXX	XXX	XXX	XXX	XXX	XXX	XXX	XXX	XXX	XXX
33. Reins nonproportional assumed financial lines	XXX	XXX	XXX	XXX	XXX	XXX	XXX	XXX	XXX	XXX	XXX	XXX
34. Aggregate Write-Ins for Other Lines of Business												308
35. Total (a)	763,359	461,891		487,512	304,228	317,890	31,707				1,396	22,286
DETAILS OF WRITE-INS												
3401. Prepaid legal												108
3402. Fees associated with inactive licenses												200
3403.												
3498. Summary of remaining write-ins for Line 34 from overflow page												
3499. Totals (Lines 3401 through 3403 plus 3498)(Line 34 above)												308

(a) Finance and service charges not included in Lines 1 to 35 \$ 30,842
(b) For health business on indicated lines report: Number of persons insured under PPO managed care products and number of persons insured under indemnity only products



ANNUAL STATEMENT FOR THE YEAR 2024 OF THE METROPOLITAN GENERAL INSURANCE COMPANY

EXHIBIT OF PREMIUMS AND LOSSES (Statutory Page 14)

NAIC Group Code 0241

BUSINESS IN THE STATE OF New York

DURING THE YEAR 2024

NAIC Company Code 39950

Line of Business	Gross Premiums, Including Policy and Membership Fees, Less Return Premiums and Premiums on Policies not Taken		3 Dividends Paid or Credited to Policyholders on Direct Business	4 Direct Unearned Premium Reserves	5 Direct Losses Paid (deducting salvage)	6 Direct Losses Incurred	7 Direct Losses Unpaid	8 Direct Defense and Cost Containment Expense Paid	9 Direct Defense and Cost Containment Expense Incurred	10 Direct Defense and Cost Containment Expense Unpaid	11 Commissions and Brokerage Expenses	12 Taxes, Licenses and Fees
	1 Direct Premiums Written	2 Direct Premiums Earned										
1. Fire												
2.1 Allied Lines												
2.2 Multiple Peril Crop												
2.3 Federal Flood												
2.4. Private Crop												
2.5 Private Flood												
3. Farmowners Multiple Peril												
4. Homeowners Multiple Peril												
5.1 Commercial Multiple Peril (Non-Liability Portion)												
5.2 Commercial Multiple Peril (Liability Portion)												
6. Mortgage Guaranty												
8. Ocean Marine												
9.1 Inland Marine												
9.2 Pet Insurance Plans	17,441,458	13,037,409		9,603,401	14,345,848	14,990,044	1,347,046				262,002	423,268
10. Financial Guaranty												
11.1 Medical Professional Liability - Occurrence												
11.2 Medical Professional Liability - Claims-Made												
12. Earthquake												
13.1 Comprehensive (hospital and medical) ind (b)												
13.2 Comprehensive (hospital and medical) group (b)												
14. Credit A&H (Group and Individual)												
15.1 Vision Only (b).....												
15.2 Dental Only (b)												
15.3 Disability Income (b)												
15.4 Medicare Supplement (b)												
15.5 Medicaid Title XIX (b)												
15.6 Medicare Title XVIII (b).....												
15.7 Long-Term Care (b)												
15.8 Federal Employees Health Benefits Plan (b)												
15.9 Other Health (b)												
16. Workers' Compensation												
17.1 Other Liability - Occurrence												
17.2 Other Liability - Claims-Made												
17.3 Excess Workers' Compensation												
18.1 Products Liability - Occurrence												
18.2 Products Liability - Claims-Made												
19.1 Private Passenger Auto No-Fault (Personal Injury Protection)					(90)	(374)			(54)			
19.2 Other Private Passenger Auto Liability						(112)			(7)			
19.3 Commercial Auto No-Fault (Personal Injury Protection)												
19.4 Other Commercial Auto Liability												
21.1 Private Passenger Auto Physical Damage						(64)						
21.2 Commercial Auto Physical Damage												
22. Aircraft (all perils)												
23. Fidelity												
24. Surety												
26. Burglary and Theft												
27. Boiler and Machinery												
28. Credit												
29. International												
30. Warranty												
31. Reins nonproportional assumed property	XXX	XXX	XXX	XXX	XXX	XXX	XXX	XXX	XXX	XXX	XXX	XXX
32. Reins nonproportional assumed liability	XXX	XXX	XXX	XXX	XXX	XXX	XXX	XXX	XXX	XXX	XXX	XXX
33. Reins nonproportional assumed financial lines	XXX	XXX	XXX	XXX	XXX	XXX	XXX	XXX	XXX	XXX	XXX	XXX
34. Aggregate Write-Ins for Other Lines of Business	14,364,390	14,156,088		1,244,814	5,503,291	5,462,586	1,019,441				1,492,152	261,825
35. Total (a)	31,805,848	27,193,497		10,848,215	19,849,049	20,452,080	2,366,487		(61)		1,754,154	685,093
DETAILS OF WRITE-INS												
3401. Prepaid legal	14,364,390	14,156,088		1,244,814	5,503,291	5,462,586	1,019,441				1,492,152	261,825
3402.												
3403.												
3498. Summary of remaining write-ins for Line 34 from overflow page												
3499. Totals (Lines 3401 through 3403 plus 3498)(Line 34 above)	14,364,390	14,156,088		1,244,814	5,503,291	5,462,586	1,019,441				1,492,152	261,825

(a) Finance and service charges not included in Lines 1 to 35 \$620,108

(b) For health business on indicated lines report: Number of persons insured under PPO managed care products and number of persons insured under indemnity only products



ANNUAL STATEMENT FOR THE YEAR 2024 OF THE METROPOLITAN GENERAL INSURANCE COMPANY

EXHIBIT OF PREMIUMS AND LOSSES (Statutory Page 14)

NAIC Group Code 0241 BUSINESS IN THE STATE OF North Carolina DURING THE YEAR 2024 NAIC Company Code 39950

Line of Business	Gross Premiums, Including Policy and Membership Fees, Less Return Premiums and Premiums on Policies not Taken		3	4	5	6	7	8	9	10	11	12
	1	2										
	Direct Premiums Written	Direct Premiums Earned	Dividends Paid or Credited to Policyholders on Direct Business	Direct Unearned Premium Reserves	Direct Losses Paid (deducting salvage)	Direct Losses Incurred	Direct Losses Unpaid	Direct Defense and Cost Containment Expense Paid	Direct Defense and Cost Containment Expense Incurred	Direct Defense and Cost Containment Expense Unpaid	Commissions and Brokerage Expenses	Taxes, Licenses and Fees
1. Fire												
2.1 Allied Lines												
2.2 Multiple Peril Crop												
2.3 Federal Flood												
2.4. Private Crop												
2.5 Private Flood												
3. Farmowners Multiple Peril												
4. Homeowners Multiple Peril												
5.1 Commercial Multiple Peril (Non-Liability Portion)												
5.2 Commercial Multiple Peril (Liability Portion)												
6. Mortgage Guaranty												
8. Ocean Marine												
9.1 Inland Marine												
9.2 Pet Insurance Plans	7,676,819	5,825,890		4,152,535	5,170,750	5,402,941	546,725				168,253	211,264
10. Financial Guaranty												
11.1 Medical Professional Liability - Occurrence												
11.2 Medical Professional Liability - Claims-Made												
12. Earthquake												
13.1 Comprehensive (hospital and medical) ind (b)												
13.2 Comprehensive (hospital and medical) group (b)												
14. Credit A&H (Group and Individual)												
15.1 Vision Only (b).....												
15.2 Dental Only (b)												
15.3 Disability Income (b)												
15.4 Medicare Supplement (b)												
15.5 Medicaid Title XIX (b)												
15.6 Medicare Title XVIII (b).....												
15.7 Long-Term Care (b)												
15.8 Federal Employees Health Benefits Plan (b)												
15.9 Other Health (b)												
16. Workers' Compensation												
17.1 Other Liability - Occurrence												
17.2 Other Liability - Claims-Made												
17.3 Excess Workers' Compensation												
18.1 Products Liability - Occurrence												
18.2 Products Liability - Claims-Made												
19.1 Private Passenger Auto No-Fault (Personal Injury Protection)												
19.2 Other Private Passenger Auto Liability												
19.3 Commercial Auto No-Fault (Personal Injury Protection)												
19.4 Other Commercial Auto Liability												
21.1 Private Passenger Auto Physical Damage												
21.2 Commercial Auto Physical Damage												
22. Aircraft (all perils)												
23. Fidelity												
24. Surety												
26. Burglary and Theft												
27. Boiler and Machinery												
28. Credit												
29. International												
30. Warranty												
31. Reins nonproportional assumed property	XXX	XXX	XXX	XXX	XXX	XXX	XXX	XXX	XXX	XXX	XXX	XXX
32. Reins nonproportional assumed liability	XXX	XXX	XXX	XXX	XXX	XXX	XXX	XXX	XXX	XXX	XXX	XXX
33. Reins nonproportional assumed financial lines	XXX	XXX	XXX	XXX	XXX	XXX	XXX	XXX	XXX	XXX	XXX	XXX
34. Aggregate Write-Ins for Other Lines of Business												(1)
35. Total (a)	7,676,819	5,825,890		4,152,535	5,170,750	5,402,941	546,725				168,253	211,263
DETAILS OF WRITE-INS												
3401. Prepaid legal												(1)
3402.												
3403.												
3498. Summary of remaining write-ins for Line 34 from overflow page												
3499. Totals (Lines 3401 through 3403 plus 3498)(Line 34 above)												(1)

(a) Finance and service charges not included in Lines 1 to 35 \$ 357,763
(b) For health business on indicated lines report: Number of persons insured under PPO managed care products and number of persons insured under indemnity only products



ANNUAL STATEMENT FOR THE YEAR 2024 OF THE METROPOLITAN GENERAL INSURANCE COMPANY

EXHIBIT OF PREMIUMS AND LOSSES (Statutory Page 14)

NAIC Group Code 0241

BUSINESS IN THE STATE OF North Dakota

DURING THE YEAR 2024

NAIC Company Code 39950

Line of Business	Gross Premiums, Including Policy and Membership Fees, Less Return Premiums and Premiums on Policies not Taken		3	4	5	6	7	8	9	10	11	12
	1	2										
	Direct Premiums Written	Direct Premiums Earned	Dividends Paid or Credited to Policyholders on Direct Business	Direct Unearned Premium Reserves	Direct Losses Paid (deducting salvage)	Direct Losses Incurred	Direct Losses Unpaid	Direct Defense and Cost Containment Expense Paid	Direct Defense and Cost Containment Expense Incurred	Direct Defense and Cost Containment Expense Unpaid	Commissions and Brokerage Expenses	Taxes, Licenses and Fees
1. Fire												
2.1 Allied Lines												
2.2 Multiple Peril Crop												
2.3 Federal Flood												
2.4. Private Crop												
2.5 Private Flood												
3. Farmowners Multiple Peril												
4. Homeowners Multiple Peril												
5.1 Commercial Multiple Peril (Non-Liability Portion)												
5.2 Commercial Multiple Peril (Liability Portion)												
6. Mortgage Guaranty												
8. Ocean Marine												
9.1 Inland Marine												
9.2 Pet Insurance Plans	256,818	202,326		134,162	143,659	150,109	13,960				4,480	5,964
10. Financial Guaranty												
11.1 Medical Professional Liability - Occurrence												
11.2 Medical Professional Liability - Claims-Made												
12. Earthquake												
13.1 Comprehensive (hospital and medical) ind (b)												
13.2 Comprehensive (hospital and medical) group (b)												
14. Credit A&H (Group and Individual)												
15.1 Vision Only (b).....												
15.2 Dental Only (b)												
15.3 Disability Income (b)												
15.4 Medicare Supplement (b)												
15.5 Medicaid Title XIX (b)												
15.6 Medicare Title XVIII (b).....												
15.7 Long-Term Care (b)												
15.8 Federal Employees Health Benefits Plan (b)												
15.9 Other Health (b)												
16. Workers' Compensation												
17.1 Other Liability - Occurrence												
17.2 Other Liability - Claims-Made												
17.3 Excess Workers' Compensation												
18.1 Products Liability - Occurrence												
18.2 Products Liability - Claims-Made												
19.1 Private Passenger Auto No-Fault (Personal Injury Protection)						(8)			(1)			
19.2 Other Private Passenger Auto Liability						(9)			(1)			
19.3 Commercial Auto No-Fault (Personal Injury Protection)												
19.4 Other Commercial Auto Liability												
21.1 Private Passenger Auto Physical Damage												
21.2 Commercial Auto Physical Damage												
22. Aircraft (all perils)												
23. Fidelity												
24. Surety												
26. Burglary and Theft												
27. Boiler and Machinery												
28. Credit												
29. International												
30. Warranty												
31. Reins nonproportional assumed property	XXX	XXX	XXX	XXX	XXX	XXX	XXX	XXX	XXX	XXX	XXX	XXX
32. Reins nonproportional assumed liability	XXX	XXX	XXX	XXX	XXX	XXX	XXX	XXX	XXX	XXX	XXX	XXX
33. Reins nonproportional assumed financial lines	XXX	XXX	XXX	XXX	XXX	XXX	XXX	XXX	XXX	XXX	XXX	XXX
34. Aggregate Write-Ins for Other Lines of Business	133,353	132,246		42,222	145,081	144,557	3,953				12,480	2,736
35. Total (a)	390,171	334,572		176,384	288,740	294,649	17,913		(2)		16,960	8,700
DETAILS OF WRITE-INS												
3401. Prepaid legal	133,353	132,246		42,222	145,081	144,557	3,953				12,480	2,736
3402.												
3403.												
3498. Summary of remaining write-ins for Line 34 from overflow page												
3499. Totals (Lines 3401 through 3403 plus 3498)(Line 34 above)	133,353	132,246		42,222	145,081	144,557	3,953				12,480	2,736

(a) Finance and service charges not included in Lines 1 to 35 \$ 15,150
(b) For health business on indicated lines report: Number of persons insured under PPO managed care products and number of persons insured under indemnity only products



ANNUAL STATEMENT FOR THE YEAR 2024 OF THE METROPOLITAN GENERAL INSURANCE COMPANY

EXHIBIT OF PREMIUMS AND LOSSES (Statutory Page 14)

NAIC Group Code 0241 BUSINESS IN THE STATE OF Ohio DURING THE YEAR 2024 NAIC Company Code 39950

Line of Business	Gross Premiums, Including Policy and Membership Fees, Less Return Premiums and Premiums on Policies not Taken		3	4	5	6	7	8	9	10	11	12
	1	2										
	Direct Premiums Written	Direct Premiums Earned	Dividends Paid or Credited to Policyholders on Direct Business	Direct Unearned Premium Reserves	Direct Losses Paid (deducting salvage)	Direct Losses Incurred	Direct Losses Unpaid	Direct Defense and Cost Containment Expense Paid	Direct Defense and Cost Containment Expense Incurred	Direct Defense and Cost Containment Expense Unpaid	Commissions and Brokerage Expenses	Taxes, Licenses and Fees
1. Fire												
2.1 Allied Lines												
2.2 Multiple Peril Crop												
2.3 Federal Flood												
2.4. Private Crop												
2.5 Private Flood												
3. Farmowners Multiple Peril												
4. Homeowners Multiple Peril												
5.1 Commercial Multiple Peril (Non-Liability Portion)												
5.2 Commercial Multiple Peril (Liability Portion)												
6. Mortgage Guaranty												
8. Ocean Marine												
9.1 Inland Marine												
9.2 Pet Insurance Plans	8,026,661	6,181,149		4,490,988	4,881,795	5,101,010	577,557				266,835	180,213
10. Financial Guaranty												
11.1 Medical Professional Liability - Occurrence												
11.2 Medical Professional Liability - Claims-Made												
12. Earthquake												
13.1 Comprehensive (hospital and medical) ind (b)												
13.2 Comprehensive (hospital and medical) group (b)												
14. Credit A&H (Group and Individual)												
15.1 Vision Only (b).....												
15.2 Dental Only (b)												
15.3 Disability Income (b)												
15.4 Medicare Supplement (b)												
15.5 Medicaid Title XIX (b)												
15.6 Medicare Title XVIII (b).....												
15.7 Long-Term Care (b)												
15.8 Federal Employees Health Benefits Plan (b)												
15.9 Other Health (b)												
16. Workers' Compensation												
17.1 Other Liability - Occurrence												
17.2 Other Liability - Claims-Made												
17.3 Excess Workers' Compensation												
18.1 Products Liability - Occurrence												
18.2 Products Liability - Claims-Made												
19.1 Private Passenger Auto No-Fault (Personal Injury Protection)												
19.2 Other Private Passenger Auto Liability						(622)			(38)			
19.3 Commercial Auto No-Fault (Personal Injury Protection)												
19.4 Other Commercial Auto Liability												
21.1 Private Passenger Auto Physical Damage						(101)						
21.2 Commercial Auto Physical Damage												
22. Aircraft (all perils)												
23. Fidelity												
24. Surety												
26. Burglary and Theft												
27. Boiler and Machinery												
28. Credit												
29. International												
30. Warranty												
31. Reins nonproportional assumed property	XXX	XXX	XXX	XXX	XXX	XXX	XXX	XXX	XXX	XXX	XXX	XXX
32. Reins nonproportional assumed liability	XXX	XXX	XXX	XXX	XXX	XXX	XXX	XXX	XXX	XXX	XXX	XXX
33. Reins nonproportional assumed financial lines	XXX	XXX	XXX	XXX	XXX	XXX	XXX	XXX	XXX	XXX	XXX	XXX
34. Aggregate Write-Ins for Other Lines of Business												220
35. Total (a)	8,026,661	6,181,149		4,490,988	4,881,795	5,100,287	577,557		(38)		266,835	180,433
DETAILS OF WRITE-INS												
3401. Prepaid legal												220
3402.												
3403.												
3498. Summary of remaining write-ins for Line 34 from overflow page												
3499. Totals (Lines 3401 through 3403 plus 3498)(Line 34 above)												220

(a) Finance and service charges not included in Lines 1 to 35 \$ 288,773
(b) For health business on indicated lines report: Number of persons insured under PPO managed care products and number of persons insured under indemnity only products



ANNUAL STATEMENT FOR THE YEAR 2024 OF THE METROPOLITAN GENERAL INSURANCE COMPANY

EXHIBIT OF PREMIUMS AND LOSSES (Statutory Page 14)

NAIC Group Code 0241 BUSINESS IN THE STATE OF Oklahoma DURING THE YEAR 2024 NAIC Company Code 39950

Line of Business	Gross Premiums, Including Policy and Membership Fees, Less Return Premiums and Premiums on Policies not Taken		3	4	5	6	7	8	9	10	11	12
	1	2										
	Direct Premiums Written	Direct Premiums Earned	Dividends Paid or Credited to Policyholders on Direct Business	Direct Unearned Premium Reserves	Direct Losses Paid (deducting salvage)	Direct Losses Incurred	Direct Losses Unpaid	Direct Defense and Cost Containment Expense Paid	Direct Defense and Cost Containment Expense Incurred	Direct Defense and Cost Containment Expense Unpaid	Commissions and Brokerage Expenses	Taxes, Licenses and Fees
1. Fire												
2.1 Allied Lines												
2.2 Multiple Peril Crop												
2.3 Federal Flood												
2.4. Private Crop												
2.5 Private Flood												
3. Farmowners Multiple Peril												
4. Homeowners Multiple Peril												
5.1 Commercial Multiple Peril (Non-Liability Portion)												
5.2 Commercial Multiple Peril (Liability Portion)												
6. Mortgage Guaranty												
8. Ocean Marine												
9.1 Inland Marine												
9.2 Pet Insurance Plans	944, 196	761, 743		510, 556	491, 478	513, 548	58, 754				22, 158	24, 624
10. Financial Guaranty												
11.1 Medical Professional Liability - Occurrence												
11.2 Medical Professional Liability - Claims-Made												
12. Earthquake												
13.1 Comprehensive (hospital and medical) ind (b)												
13.2 Comprehensive (hospital and medical) group (b)												
14. Credit A&H (Group and Individual)												
15.1 Vision Only (b).....												
15.2 Dental Only (b)												
15.3 Disability Income (b)												
15.4 Medicare Supplement (b)												
15.5 Medicaid Title XIX (b)												
15.6 Medicare Title XVIII (b).....												
15.7 Long-Term Care (b)												
15.8 Federal Employees Health Benefits Plan (b)												
15.9 Other Health (b)												
16. Workers' Compensation												
17.1 Other Liability - Occurrence												
17.2 Other Liability - Claims-Made												
17.3 Excess Workers' Compensation												
18.1 Products Liability - Occurrence												
18.2 Products Liability - Claims-Made												
19.1 Private Passenger Auto No-Fault (Personal Injury Protection)												
19.2 Other Private Passenger Auto Liability												
19.3 Commercial Auto No-Fault (Personal Injury Protection)												
19.4 Other Commercial Auto Liability												
21.1 Private Passenger Auto Physical Damage												
21.2 Commercial Auto Physical Damage												
22. Aircraft (all perils)												
23. Fidelity												
24. Surety												
26. Burglary and Theft												
27. Boiler and Machinery												
28. Credit												
29. International												
30. Warranty												
31. Reins nonproportional assumed property	XXX	XXX	XXX	XXX	XXX	XXX	XXX	XXX	XXX	XXX	XXX	XXX
32. Reins nonproportional assumed liability	XXX	XXX	XXX	XXX	XXX	XXX	XXX	XXX	XXX	XXX	XXX	XXX
33. Reins nonproportional assumed financial lines	XXX	XXX	XXX	XXX	XXX	XXX	XXX	XXX	XXX	XXX	XXX	XXX
34. Aggregate Write-Ins for Other Lines of Business												858
35. Total (a)	944, 196	761, 743		510, 556	491, 478	513, 548	58, 754				22, 158	25, 482
DETAILS OF WRITE-INS												
3401. Prepaid legal												708
3402. Fees associated with inactive licenses												150
3403.												
3498. Summary of remaining write-ins for Line 34 from overflow page												
3499. Totals (Lines 3401 through 3403 plus 3498)(Line 34 above)												858

(a) Finance and service charges not included in Lines 1 to 35 \$ 51, 126
(b) For health business on indicated lines report: Number of persons insured under PPO managed care products and number of persons insured under indemnity only products



ANNUAL STATEMENT FOR THE YEAR 2024 OF THE METROPOLITAN GENERAL INSURANCE COMPANY

EXHIBIT OF PREMIUMS AND LOSSES (Statutory Page 14)

NAIC Group Code 0241		BUSINESS IN THE STATE OF Oregon		DURING THE YEAR 2024								NAIC Company Code 39950	
Line of Business		Gross Premiums, Including Policy and Membership Fees, Less Return Premiums and Premiums on Policies not Taken		3	4	5	6	7	8	9	10	11	12
		1	2										
		Direct Premiums Written	Direct Premiums Earned	Dividends Paid or Credited to Policyholders on Direct Business	Direct Unearned Premium Reserves	Direct Losses Paid (deducting salvage)	Direct Losses Incurred	Direct Losses Unpaid	Direct Defense and Cost Containment Expense Paid	Direct Defense and Cost Containment Expense Incurred	Direct Defense and Cost Containment Expense Unpaid	Commissions and Brokerage Expenses	Taxes, Licenses and Fees
1.	Fire												
2.1	Allied Lines												
2.2	Multiple Peril Crop												
2.3	Federal Flood												
2.4	Private Crop												
2.5	Private Flood												
3.	Farmowners Multiple Peril												
4.	Homeowners Multiple Peril												
5.1	Commercial Multiple Peril (Non-Liability Portion)												
5.2	Commercial Multiple Peril (Liability Portion)												
6.	Mortgage Guaranty												
8.	Ocean Marine												
9.1	Inland Marine												
9.2	Pet Insurance Plans	3,353,522	2,629,616		1,808,641	2,256,785	2,358,126	249,140				64,337	72,653
10.	Financial Guaranty												
11.1	Medical Professional Liability - Occurrence												
11.2	Medical Professional Liability - Claims-Made												
12.	Earthquake												
13.1	Comprehensive (hospital and medical) ind (b)												
13.2	Comprehensive (hospital and medical) group (b)												
14.	Credit A&H (Group and Individual)												
15.1	Vision Only (b).....												
15.2	Dental Only (b)												
15.3	Disability Income (b)												
15.4	Medicare Supplement (b)												
15.5	Medicaid Title XIX (b)												
15.6	Medicare Title XVIII (b).....												
15.7	Long-Term Care (b)												
15.8	Federal Employees Health Benefits Plan (b)												
15.9	Other Health (b)												
16.	Workers' Compensation												
17.1	Other Liability - Occurrence												
17.2	Other Liability - Claims-Made												
17.3	Excess Workers' Compensation												
18.1	Products Liability - Occurrence												
18.2	Products Liability - Claims-Made												
19.1	Private Passenger Auto No-Fault (Personal Injury Protection)						(468)			(88)			
19.2	Other Private Passenger Auto Liability						(136)			(9)			
19.3	Commercial Auto No-Fault (Personal Injury Protection)												
19.4	Other Commercial Auto Liability												
21.1	Private Passenger Auto Physical Damage						(18)						
21.2	Commercial Auto Physical Damage												
22.	Aircraft (all perils)												
23.	Fidelity												
24.	Surety												
26.	Burglary and Theft												
27.	Boiler and Machinery												
28.	Credit												
29.	International												
30.	Warranty												
31.	Reins nonproportional assumed property	XXX	XXX	XXX	XXX	XXX	XXX	XXX	XXX	XXX	XXX	XXX	XXX
32.	Reins nonproportional assumed liability	XXX	XXX	XXX	XXX	XXX	XXX	XXX	XXX	XXX	XXX	XXX	XXX
33.	Reins nonproportional assumed financial lines	XXX	XXX	XXX	XXX	XXX	XXX	XXX	XXX	XXX	XXX	XXX	XXX
34.	Aggregate Write-Ins for Other Lines of Business	2,929,292	2,889,294		420,538	1,530,222	1,623,482	235,739				304,990	50,688
35.	Total (a)	6,282,814	5,518,910		2,229,179	3,787,007	3,980,986	484,879		(97)		369,327	123,341
DETAILS OF WRITE-INS													
3401.	Prepaid legal	2,929,292	2,889,294		420,538	1,530,222	1,623,482	235,739				304,990	50,688
3402.												
3403.												
3498.	Summary of remaining write-ins for Line 34 from overflow page												
3499.	Totals (Lines 3401 through 3403 plus 3498)(Line 34 above)	2,929,292	2,889,294		420,538	1,530,222	1,623,482	235,739				304,990	50,688

(a) Finance and service charges not included in Lines 1 to 35 \$ 151,830

(b) For health business on indicated lines report: Number of persons insured under PPO managed care products and number of persons insured under indemnity only products



ANNUAL STATEMENT FOR THE YEAR 2024 OF THE METROPOLITAN GENERAL INSURANCE COMPANY

EXHIBIT OF PREMIUMS AND LOSSES (Statutory Page 14)

NAIC Group Code 0241 BUSINESS IN THE STATE OF Pennsylvania DURING THE YEAR 2024 NAIC Company Code 39950

Line of Business	Gross Premiums, Including Policy and Membership Fees, Less Return Premiums and Premiums on Policies not Taken		3	4	5	6	7	8	9	10	11	12
	1	2										
	Direct Premiums Written	Direct Premiums Earned	Dividends Paid or Credited to Policyholders on Direct Business	Direct Unearned Premium Reserves	Direct Losses Paid (deducting salvage)	Direct Losses Incurred	Direct Losses Unpaid	Direct Defense and Cost Containment Expense Paid	Direct Defense and Cost Containment Expense Incurred	Direct Defense and Cost Containment Expense Unpaid	Commissions and Brokerage Expenses	Taxes, Licenses and Fees
1. Fire												
2.1 Allied Lines												
2.2 Multiple Peril Crop												
2.3 Federal Flood												
2.4. Private Crop												
2.5 Private Flood												
3. Farmowners Multiple Peril												
4. Homeowners Multiple Peril												
5.1 Commercial Multiple Peril (Non-Liability Portion)												
5.2 Commercial Multiple Peril (Liability Portion)												
6. Mortgage Guaranty												
8. Ocean Marine												
9.1 Inland Marine												
9.2 Pet Insurance Plans	10,974,800	8,598,564		5,698,245	7,556,411	7,895,729	878,046				188,776	249,901
10. Financial Guaranty												
11.1 Medical Professional Liability - Occurrence												
11.2 Medical Professional Liability - Claims-Made												
12. Earthquake												
13.1 Comprehensive (hospital and medical) ind (b)												
13.2 Comprehensive (hospital and medical) group (b)												
14. Credit A&H (Group and Individual)												
15.1 Vision Only (b).....												
15.2 Dental Only (b)												
15.3 Disability Income (b)												
15.4 Medicare Supplement (b)												
15.5 Medicaid Title XIX (b)												
15.6 Medicare Title XVIII (b).....												
15.7 Long-Term Care (b)												
15.8 Federal Employees Health Benefits Plan (b)												
15.9 Other Health (b)												
16. Workers' Compensation												
17.1 Other Liability - Occurrence												
17.2 Other Liability - Claims-Made												
17.3 Excess Workers' Compensation												
18.1 Products Liability - Occurrence												
18.2 Products Liability - Claims-Made												
19.1 Private Passenger Auto No-Fault (Personal Injury Protection)						(411,736)			(77,736)			
19.2 Other Private Passenger Auto Liability												
19.3 Commercial Auto No-Fault (Personal Injury Protection)												
19.4 Other Commercial Auto Liability												
21.1 Private Passenger Auto Physical Damage												
21.2 Commercial Auto Physical Damage												
22. Aircraft (all perils)												
23. Fidelity												
24. Surety												
26. Burglary and Theft												
27. Boiler and Machinery												
28. Credit												
29. International												
30. Warranty												
31. Reins nonproportional assumed property	XXX	XXX	XXX	XXX	XXX	XXX	XXX	XXX	XXX	XXX	XXX	XXX
32. Reins nonproportional assumed liability	XXX	XXX	XXX	XXX	XXX	XXX	XXX	XXX	XXX	XXX	XXX	XXX
33. Reins nonproportional assumed financial lines	XXX	XXX	XXX	XXX	XXX	XXX	XXX	XXX	XXX	XXX	XXX	XXX
34. Aggregate Write-Ins for Other Lines of Business												999
35. Total (a)	10,974,800	8,598,564		5,698,245	7,556,411	7,483,993	878,046		(77,736)		188,776	250,900
DETAILS OF WRITE-INS												
3401. Prepaid legal												(1)
3402. Fees associated with inactive licenses												1,000
3403.												
3498. Summary of remaining write-ins for Line 34 from overflow page												
3499. Totals (Lines 3401 through 3403 plus 3498)(Line 34 above)												999

(a) Finance and service charges not included in Lines 1 to 35 \$ 513,174
(b) For health business on indicated lines report: Number of persons insured under PPO managed care products and number of persons insured under indemnity only products



ANNUAL STATEMENT FOR THE YEAR 2024 OF THE METROPOLITAN GENERAL INSURANCE COMPANY

EXHIBIT OF PREMIUMS AND LOSSES (Statutory Page 14)

NAIC Group Code 0241

BUSINESS IN THE STATE OF Rhode Island

DURING THE YEAR 2024

NAIC Company Code 39950

Line of Business	Gross Premiums, Including Policy and Membership Fees, Less Return Premiums and Premiums on Policies not Taken		3 Dividends Paid or Credited to Policyholders on Direct Business	4 Direct Unearned Premium Reserves	5 Direct Losses Paid (deducting salvage)	6 Direct Losses Incurred	7 Direct Losses Unpaid	8 Direct Defense and Cost Containment Expense Paid	9 Direct Defense and Cost Containment Expense Incurred	10 Direct Defense and Cost Containment Expense Unpaid	11 Commissions and Brokerage Expenses	12 Taxes, Licenses and Fees
	1 Direct Premiums Written	2 Direct Premiums Earned										
1. Fire												
2.1 Allied Lines												
2.2 Multiple Peril Crop												
2.3 Federal Flood												
2.4. Private Crop												
2.5 Private Flood												
3. Farmowners Multiple Peril												
4. Homeowners Multiple Peril												
5.1 Commercial Multiple Peril (Non-Liability Portion)												
5.2 Commercial Multiple Peril (Liability Portion)												
6. Mortgage Guaranty												
8. Ocean Marine												
9.1 Inland Marine												
9.2 Pet Insurance Plans	1,665,344	1,297,653		898,990	1,187,233	1,240,546	141,572				11,341	72,554
10. Financial Guaranty												
11.1 Medical Professional Liability - Occurrence												
11.2 Medical Professional Liability - Claims-Made												
12. Earthquake												
13.1 Comprehensive (hospital and medical) ind (b)												
13.2 Comprehensive (hospital and medical) group (b)												
14. Credit A&H (Group and Individual)												
15.1 Vision Only (b).....												
15.2 Dental Only (b)												
15.3 Disability Income (b)												
15.4 Medicare Supplement (b)												
15.5 Medicaid Title XIX (b)												
15.6 Medicare Title XVIII (b).....												
15.7 Long-Term Care (b)												
15.8 Federal Employees Health Benefits Plan (b)												
15.9 Other Health (b)												
16. Workers' Compensation												
17.1 Other Liability - Occurrence												
17.2 Other Liability - Claims-Made												
17.3 Excess Workers' Compensation												
18.1 Products Liability - Occurrence												
18.2 Products Liability - Claims-Made												
19.1 Private Passenger Auto No-Fault (Personal Injury Protection)												
19.2 Other Private Passenger Auto Liability						(37)			(2)			
19.3 Commercial Auto No-Fault (Personal Injury Protection)												
19.4 Other Commercial Auto Liability												
21.1 Private Passenger Auto Physical Damage						(8)						
21.2 Commercial Auto Physical Damage												
22. Aircraft (all perils)												
23. Fidelity												
24. Surety												
26. Burglary and Theft												
27. Boiler and Machinery												
28. Credit												
29. International												
30. Warranty												
31. Reins nonproportional assumed property	XXX	XXX	XXX	XXX	XXX	XXX	XXX	XXX	XXX	XXX	XXX	XXX
32. Reins nonproportional assumed liability	XXX	XXX	XXX	XXX	XXX	XXX	XXX	XXX	XXX	XXX	XXX	XXX
33. Reins nonproportional assumed financial lines	XXX	XXX	XXX	XXX	XXX	XXX	XXX	XXX	XXX	XXX	XXX	XXX
34. Aggregate Write-Ins for Other Lines of Business	51,561,478	48,812,124		3,181,829	15,147,675	15,256,803	3,009,076				5,748,022	934,321
35. Total (a)	53,226,822	50,109,777		4,080,819	16,334,908	16,497,304	3,150,648		(2)		5,759,363	1,006,875
DETAILS OF WRITE-INS												
3401. Prepaid legal	51,561,478	48,812,124		3,181,829	15,147,675	15,256,803	3,009,076				5,748,022	931,903
3402. Fees associated with inactive licenses												2,418
3403.												
3498. Summary of remaining write-ins for Line 34 from overflow page												
3499. Totals (Lines 3401 through 3403 plus 3498)(Line 34 above)	51,561,478	48,812,124		3,181,829	15,147,675	15,256,803	3,009,076				5,748,022	934,321

(a) Finance and service charges not included in Lines 1 to 35 \$ 81,183
(b) For health business on indicated lines report: Number of persons insured under PPO managed care products and number of persons insured under indemnity only products



ANNUAL STATEMENT FOR THE YEAR 2024 OF THE METROPOLITAN GENERAL INSURANCE COMPANY

EXHIBIT OF PREMIUMS AND LOSSES (Statutory Page 14)

NAIC Group Code 0241 BUSINESS IN THE STATE OF South Carolina DURING THE YEAR 2024 NAIC Company Code 39950

Line of Business	Gross Premiums, Including Policy and Membership Fees, Less Return Premiums and Premiums on Policies not Taken		3	4	5	6	7	8	9	10	11	12
	1	2										
	Direct Premiums Written	Direct Premiums Earned	Dividends Paid or Credited to Policyholders on Direct Business	Direct Unearned Premium Reserves	Direct Losses Paid (deducting salvage)	Direct Losses Incurred	Direct Losses Unpaid	Direct Defense and Cost Containment Expense Paid	Direct Defense and Cost Containment Expense Incurred	Direct Defense and Cost Containment Expense Unpaid	Commissions and Brokerage Expenses	Taxes, Licenses and Fees
1. Fire												
2.1 Allied Lines												
2.2 Multiple Peril Crop												
2.3 Federal Flood												
2.4. Private Crop												
2.5 Private Flood												
3. Farmowners Multiple Peril												
4. Homeowners Multiple Peril												
5.1 Commercial Multiple Peril (Non-Liability Portion)												
5.2 Commercial Multiple Peril (Liability Portion)												
6. Mortgage Guaranty												
8. Ocean Marine												
9.1 Inland Marine												
9.2 Pet Insurance Plans	2,732,294	2,059,294		1,480,165	1,687,771	1,763,560	190,504				47,380	113,845
10. Financial Guaranty												
11.1 Medical Professional Liability - Occurrence												
11.2 Medical Professional Liability - Claims-Made												
12. Earthquake												
13.1 Comprehensive (hospital and medical) ind (b)												
13.2 Comprehensive (hospital and medical) group (b)												
14. Credit A&H (Group and Individual)												
15.1 Vision Only (b).....												
15.2 Dental Only (b)												
15.3 Disability Income (b)												
15.4 Medicare Supplement (b)												
15.5 Medicaid Title XIX (b)												
15.6 Medicare Title XVIII (b).....												
15.7 Long-Term Care (b)												
15.8 Federal Employees Health Benefits Plan (b)												
15.9 Other Health (b)												
16. Workers' Compensation												
17.1 Other Liability - Occurrence												
17.2 Other Liability - Claims-Made												
17.3 Excess Workers' Compensation												
18.1 Products Liability - Occurrence												
18.2 Products Liability - Claims-Made												
19.1 Private Passenger Auto No-Fault (Personal Injury Protection)						(618)			(117)			
19.2 Other Private Passenger Auto Liability						(13,838)			(831)			
19.3 Commercial Auto No-Fault (Personal Injury Protection)												
19.4 Other Commercial Auto Liability												
21.1 Private Passenger Auto Physical Damage						(739)						
21.2 Commercial Auto Physical Damage												
22. Aircraft (all perils)												
23. Fidelity												
24. Surety												
26. Burglary and Theft												
27. Boiler and Machinery												
28. Credit												
29. International												
30. Warranty												
31. Reins nonproportional assumed property	XXX	XXX	XXX	XXX	XXX	XXX	XXX	XXX	XXX	XXX	XXX	XXX
32. Reins nonproportional assumed liability	XXX	XXX	XXX	XXX	XXX	XXX	XXX	XXX	XXX	XXX	XXX	XXX
33. Reins nonproportional assumed financial lines	XXX	XXX	XXX	XXX	XXX	XXX	XXX	XXX	XXX	XXX	XXX	XXX
34. Aggregate Write-Ins for Other Lines of Business												
35. Total (a)	2,732,294	2,059,294		1,480,165	1,687,771	1,748,365	190,504		(948)		47,380	113,845
DETAILS OF WRITE-INS												
3401. Prepaid legal												
3402.												
3403.												
3498. Summary of remaining write-ins for Line 34 from overflow page												
3499. Totals (Lines 3401 through 3403 plus 3498)(Line 34 above)												

(a) Finance and service charges not included in Lines 1 to 35 \$ 122,331
(b) For health business on indicated lines report: Number of persons insured under PPO managed care products and number of persons insured under indemnity only products



ANNUAL STATEMENT FOR THE YEAR 2024 OF THE METROPOLITAN GENERAL INSURANCE COMPANY

EXHIBIT OF PREMIUMS AND LOSSES (Statutory Page 14)

NAIC Group Code 0241		BUSINESS IN THE STATE OF South Dakota				DURING THE YEAR 2024				NAIC Company Code 39950		
Line of Business	Gross Premiums, Including Policy and Membership Fees, Less Return Premiums and Premiums on Policies not Taken		3 Dividends Paid or Credited to Policyholders on Direct Business	4 Direct Unearned Premium Reserves	5 Direct Losses Paid (deducting salvage)	6 Direct Losses Incurred	7 Direct Losses Unpaid	8 Direct Defense and Cost Containment Expense Paid	9 Direct Defense and Cost Containment Expense Incurred	10 Direct Defense and Cost Containment Expense Unpaid	11 Commissions and Brokerage Expenses	12 Taxes, Licenses and Fees
	1 Direct Premiums Written	2 Direct Premiums Earned										
Fire												
Marine												
Multiple Peril Crop												
Federal Flood												
Private Crop												
Private Flood												
Farmowners Multiple Peril												
Homeowners Multiple Peril												
Commercial Multiple Peril (Non-Liability Portion)												
Commercial Multiple Peril (Liability Portion)												
Mortgage Guaranty												
Ocean Marine												
Inland Marine												
Pet Insurance Plans	148,765	112,018		89,267	80,630	84,251	8,439				3,810	4,547
Financial Guaranty												
Medical Professional Liability - Occurrence												
Medical Professional Liability - Claims-Made												
Earthquake												
Comprehensive (hospital and medical) ind (b)												
Comprehensive (hospital and medical) group (b)												
Credit A&H (Group and Individual)												
Vision Only (b)												
Dental Only (b)												
Disability Income (b)												
Medicare Supplement (b)												
Medicaid Title XIX (b)												
Medicare Title XVIII (b)												
Long-Term Care (b)												
Federal Employees Health Benefits Plan (b)												
Other Health (b)												
Workers' Compensation												
Other Liability - Occurrence												
Other Liability - Claims-Made												
Excess Workers' Compensation												
Products Liability - Occurrence												
Products Liability - Claims-Made												
Private Passenger Auto No-Fault (Personal Injury Protection)												
Other Private Passenger Auto Liability												
Commercial Auto No-Fault (Personal Injury Protection)												
Other Commercial Auto Liability												
Private Passenger Auto Physical Damage												
Commercial Auto Physical Damage												
Aircraft (all perils)												
Fidelity												
Surety												
Burglary and Theft												
Boiler and Machinery												
Credit												
International												
Warranty												
Reins nonproportional assumed property	XXX	XXX	XXX	XXX	XXX	XXX	XXX	XXX	XXX	XXX	XXX	XXX
Reins nonproportional assumed liability	XXX	XXX	XXX	XXX	XXX	XXX	XXX	XXX	XXX	XXX	XXX	XXX
Reins nonproportional assumed financial lines	XXX	XXX	XXX	XXX	XXX	XXX	XXX	XXX	XXX	XXX	XXX	XXX
Aggregate Write-Ins for Other Lines of Business												
Total (a)	148,765	112,018		89,267	80,630	84,251	8,439				3,810	4,547
DETAILS OF WRITE-INS												
Prepaid legal												
Summary of remaining write-ins for Line 34 from overflow page												
Totals (Lines 3401 through 3403 plus 3498)(Line 34 above)												

(a) Finance and service charges not included in Lines 1 to 35 \$ 6,411
(b) For health business on indicated lines report: Number of persons insured under PPO managed care products and number of persons insured under indemnity only products



ANNUAL STATEMENT FOR THE YEAR 2024 OF THE METROPOLITAN GENERAL INSURANCE COMPANY

EXHIBIT OF PREMIUMS AND LOSSES (Statutory Page 14)

NAIC Group Code 0241 BUSINESS IN THE STATE OF Tennessee DURING THE YEAR 2024 NAIC Company Code 39950

Line of Business	Gross Premiums, Including Policy and Membership Fees, Less Return Premiums and Premiums on Policies not Taken		3 Dividends Paid or Credited to Policyholders on Direct Business	4 Direct Unearned Premium Reserves	5 Direct Losses Paid (deducting salvage)	6 Direct Losses Incurred	7 Direct Losses Unpaid	8 Direct Defense and Cost Containment Expense Paid	9 Direct Defense and Cost Containment Expense Incurred	10 Direct Defense and Cost Containment Expense Unpaid	11 Commissions and Brokerage Expenses	12 Taxes, Licenses and Fees
	1 Direct Premiums Written	2 Direct Premiums Earned										
1. Fire												
2.1 Allied Lines												
2.2 Multiple Peril Crop												
2.3 Federal Flood												
2.4. Private Crop												
2.5 Private Flood												
3. Farmowners Multiple Peril												
4. Homeowners Multiple Peril												
5.1 Commercial Multiple Peril (Non-Liability Portion)												
5.2 Commercial Multiple Peril (Liability Portion)												
6. Mortgage Guaranty												
8. Ocean Marine												
9.1 Inland Marine												
9.2 Pet Insurance Plans	2,985,315	2,369,811		1,597,527	1,815,885	1,897,427	208,232				65,150	81,875
10. Financial Guaranty												
11.1 Medical Professional Liability - Occurrence												
11.2 Medical Professional Liability - Claims-Made												
12. Earthquake												
13.1 Comprehensive (hospital and medical) ind (b)												
13.2 Comprehensive (hospital and medical) group (b)												
14. Credit A&H (Group and Individual)												
15.1 Vision Only (b).....												
15.2 Dental Only (b)												
15.3 Disability Income (b)												
15.4 Medicare Supplement (b)												
15.5 Medicaid Title XIX (b)												
15.6 Medicare Title XVIII (b).....												
15.7 Long-Term Care (b)												
15.8 Federal Employees Health Benefits Plan (b)												
15.9 Other Health (b)												
16. Workers' Compensation												
17.1 Other Liability - Occurrence												
17.2 Other Liability - Claims-Made												
17.3 Excess Workers' Compensation												
18.1 Products Liability - Occurrence												
18.2 Products Liability - Claims-Made												
19.1 Private Passenger Auto No-Fault (Personal Injury Protection)												
19.2 Other Private Passenger Auto Liability						(299)			(18)			
19.3 Commercial Auto No-Fault (Personal Injury Protection)												
19.4 Other Commercial Auto Liability												
21.1 Private Passenger Auto Physical Damage						(34)						
21.2 Commercial Auto Physical Damage												
22. Aircraft (all perils)												
23. Fidelity												
24. Surety												
26. Burglary and Theft												
27. Boiler and Machinery												
28. Credit												
29. International												
30. Warranty												
31. Reins nonproportional assumed property	XXX	XXX	XXX	XXX	XXX	XXX	XXX	XXX	XXX	XXX	XXX	XXX
32. Reins nonproportional assumed liability	XXX	XXX	XXX	XXX	XXX	XXX	XXX	XXX	XXX	XXX	XXX	XXX
33. Reins nonproportional assumed financial lines	XXX	XXX	XXX	XXX	XXX	XXX	XXX	XXX	XXX	XXX	XXX	XXX
34. Aggregate Write-Ins for Other Lines of Business	3,831,732	3,783,904		530,156	584,806	547,019	87,294				326,765	83,485
35. Total (a)	6,817,047	6,153,715		2,127,683	2,400,691	2,444,113	295,526		(18)		391,915	165,360
DETAILS OF WRITE-INS												
3401. Prepaid legal	3,831,732	3,783,904		530,156	584,806	547,019	87,294				326,765	83,485
3402.												
3403.												
3498. Summary of remaining write-ins for Line 34 from overflow page												
3499. Totals (Lines 3401 through 3403 plus 3498)(Line 34 above)	3,831,732	3,783,904		530,156	584,806	547,019	87,294				326,765	83,485

(a) Finance and service charges not included in Lines 1 to 35 \$ 139,383
(b) For health business on indicated lines report: Number of persons insured under PPO managed care products and number of persons insured under indemnity only products



ANNUAL STATEMENT FOR THE YEAR 2024 OF THE METROPOLITAN GENERAL INSURANCE COMPANY

EXHIBIT OF PREMIUMS AND LOSSES (Statutory Page 14)

NAIC Group Code 0241

BUSINESS IN THE STATE OF Texas

DURING THE YEAR 2024

NAIC Company Code 39950

Line of Business	Gross Premiums, Including Policy and Membership Fees, Less Return Premiums and Premiums on Policies not Taken		3 Dividends Paid or Credited to Policyholders on Direct Business	4 Direct Unearned Premium Reserves	5 Direct Losses Paid (deducting salvage)	6 Direct Losses Incurred	7 Direct Losses Unpaid	8 Direct Defense and Cost Containment Expense Paid	9 Direct Defense and Cost Containment Expense Incurred	10 Direct Defense and Cost Containment Expense Unpaid	11 Commissions and Brokerage Expenses	12 Taxes, Licenses and Fees
	1 Direct Premiums Written	2 Direct Premiums Earned										
1. Fire												
2.1 Allied Lines												
2.2 Multiple Peril Crop												
2.3 Federal Flood												
2.4. Private Crop												
2.5 Private Flood												
3. Farmowners Multiple Peril												
4. Homeowners Multiple Peril												
5.1 Commercial Multiple Peril (Non-Liability Portion)												
5.2 Commercial Multiple Peril (Liability Portion)												
6. Mortgage Guaranty												
8. Ocean Marine												
9.1 Inland Marine												
9.2 Pet Insurance Plans	15,638,571	12,233,845		8,255,059	9,798,684	10,238,691	1,151,177				357,253	350,220
10. Financial Guaranty												
11.1 Medical Professional Liability - Occurrence												
11.2 Medical Professional Liability - Claims-Made												
12. Earthquake												
13.1 Comprehensive (hospital and medical) ind (b)												
13.2 Comprehensive (hospital and medical) group (b)												
14. Credit A&H (Group and Individual)												
15.1 Vision Only (b).....												
15.2 Dental Only (b)												
15.3 Disability Income (b)												
15.4 Medicare Supplement (b)												
15.5 Medicaid Title XIX (b)												
15.6 Medicare Title XVIII (b).....												
15.7 Long-Term Care (b)												
15.8 Federal Employees Health Benefits Plan (b)												
15.9 Other Health (b)												
16. Workers' Compensation												
17.1 Other Liability - Occurrence												
17.2 Other Liability - Claims-Made												
17.3 Excess Workers' Compensation												
18.1 Products Liability - Occurrence												
18.2 Products Liability - Claims-Made												
19.1 Private Passenger Auto No-Fault (Personal Injury Protection)						(1,722)			(325)			
19.2 Other Private Passenger Auto Liability					53,000	(11,410)			(3,944)			
19.3 Commercial Auto No-Fault (Personal Injury Protection)												
19.4 Other Commercial Auto Liability												
21.1 Private Passenger Auto Physical Damage						(1,438)						
21.2 Commercial Auto Physical Damage												
22. Aircraft (all perils)												
23. Fidelity												
24. Surety												
26. Burglary and Theft												
27. Boiler and Machinery												
28. Credit												
29. International												
30. Warranty												
31. Reins nonproportional assumed property	XXX	XXX	XXX	XXX	XXX	XXX	XXX	XXX	XXX	XXX	XXX	XXX
32. Reins nonproportional assumed liability	XXX	XXX	XXX	XXX	XXX	XXX	XXX	XXX	XXX	XXX	XXX	XXX
33. Reins nonproportional assumed financial lines	XXX	XXX	XXX	XXX	XXX	XXX	XXX	XXX	XXX	XXX	XXX	XXX
34. Aggregate Write-Ins for Other Lines of Business												1,900
35. Total (a)	15,638,571	12,233,845		8,255,059	9,851,684	10,224,121	1,151,177		(4,269)		357,253	352,120
DETAILS OF WRITE-INS												
3401. Prepaid legal												1
3402. Fees associated with inactive licenses												1,899
3403.												
3498. Summary of remaining write-ins for Line 34 from overflow page												
3499. Totals (Lines 3401 through 3403 plus 3498)(Line 34 above)												1,900

(a) Finance and service charges not included in Lines 1 to 35 \$ 716,051
(b) For health business on indicated lines report: Number of persons insured under PPO managed care products and number of persons insured under indemnity only products



ANNUAL STATEMENT FOR THE YEAR 2024 OF THE METROPOLITAN GENERAL INSURANCE COMPANY

EXHIBIT OF PREMIUMS AND LOSSES (Statutory Page 14)

NAIC Group Code 0241 BUSINESS IN THE STATE OF Utah DURING THE YEAR 2024 NAIC Company Code 39950

Line of Business	Gross Premiums, Including Policy and Membership Fees, Less Return Premiums and Premiums on Policies not Taken		3	4	5	6	7	8	9	10	11	12
	1	2										
	Direct Premiums Written	Direct Premiums Earned	Dividends Paid or Credited to Policyholders on Direct Business	Direct Unearned Premium Reserves	Direct Losses Paid (deducting salvage)	Direct Losses Incurred	Direct Losses Unpaid	Direct Defense and Cost Containment Expense Paid	Direct Defense and Cost Containment Expense Incurred	Direct Defense and Cost Containment Expense Unpaid	Commissions and Brokerage Expenses	Taxes, Licenses and Fees
1. Fire												
2.1 Allied Lines												
2.2 Multiple Peril Crop												
2.3 Federal Flood												
2.4. Private Crop												
2.5 Private Flood												
3. Farmowners Multiple Peril												
4. Homeowners Multiple Peril												
5.1 Commercial Multiple Peril (Non-Liability Portion)												
5.2 Commercial Multiple Peril (Liability Portion)												
6. Mortgage Guaranty												
8. Ocean Marine												
9.1 Inland Marine												
9.2 Pet Insurance Plans	1,838,482	1,455,450		1,017,556	952,575	995,351	109,883				58,446	46,194
10. Financial Guaranty												
11.1 Medical Professional Liability - Occurrence												
11.2 Medical Professional Liability - Claims-Made												
12. Earthquake												
13.1 Comprehensive (hospital and medical) ind (b)												
13.2 Comprehensive (hospital and medical) group (b)												
14. Credit A&H (Group and Individual)												
15.1 Vision Only (b).....												
15.2 Dental Only (b)												
15.3 Disability Income (b)												
15.4 Medicare Supplement (b)												
15.5 Medicaid Title XIX (b)												
15.6 Medicare Title XVIII (b).....												
15.7 Long-Term Care (b)												
15.8 Federal Employees Health Benefits Plan (b)												
15.9 Other Health (b)												
16. Workers' Compensation												
17.1 Other Liability - Occurrence												
17.2 Other Liability - Claims-Made												
17.3 Excess Workers' Compensation												
18.1 Products Liability - Occurrence												
18.2 Products Liability - Claims-Made												
19.1 Private Passenger Auto No-Fault (Personal Injury Protection)						(255)			(48)			
19.2 Other Private Passenger Auto Liability						(412)			(26)			
19.3 Commercial Auto No-Fault (Personal Injury Protection)												
19.4 Other Commercial Auto Liability												
21.1 Private Passenger Auto Physical Damage						(49)						
21.2 Commercial Auto Physical Damage												
22. Aircraft (all perils)												
23. Fidelity												
24. Surety												
26. Burglary and Theft												
27. Boiler and Machinery												
28. Credit												
29. International												
30. Warranty												
31. Reins nonproportional assumed property	XXX	XXX	XXX	XXX	XXX	XXX	XXX	XXX	XXX	XXX	XXX	XXX
32. Reins nonproportional assumed liability	XXX	XXX	XXX	XXX	XXX	XXX	XXX	XXX	XXX	XXX	XXX	XXX
33. Reins nonproportional assumed financial lines	XXX	XXX	XXX	XXX	XXX	XXX	XXX	XXX	XXX	XXX	XXX	XXX
34. Aggregate Write-Ins for Other Lines of Business	2,723,206	2,599,135		673,262	767,633	745,851	140,354				271,331	51,624
35. Total (a)	4,561,688	4,054,585		1,690,818	1,720,208	1,740,486	250,237		(74)		329,777	97,818
DETAILS OF WRITE-INS												
3401. Prepaid legal	2,723,206	2,599,135		673,262	767,633	745,851	140,354				271,331	51,624
3402.												
3403.												
3498. Summary of remaining write-ins for Line 34 from overflow page												
3499. Totals (Lines 3401 through 3403 plus 3498)(Line 34 above)	2,723,206	2,599,135		673,262	767,633	745,851	140,354				271,331	51,624

(a) Finance and service charges not included in Lines 1 to 35 \$ 93,813
(b) For health business on indicated lines report: Number of persons insured under PPO managed care products and number of persons insured under indemnity only products



ANNUAL STATEMENT FOR THE YEAR 2024 OF THE METROPOLITAN GENERAL INSURANCE COMPANY

EXHIBIT OF PREMIUMS AND LOSSES (Statutory Page 14)

NAIC Group Code 0241 BUSINESS IN THE STATE OF Vermont DURING THE YEAR 2024 NAIC Company Code 39950

Line of Business	Gross Premiums, Including Policy and Membership Fees, Less Return Premiums and Premiums on Policies not Taken		3	4	5	6	7	8	9	10	11	12
	1	2										
	Direct Premiums Written	Direct Premiums Earned	Dividends Paid or Credited to Policyholders on Direct Business	Direct Unearned Premium Reserves	Direct Losses Paid (deducting salvage)	Direct Losses Incurred	Direct Losses Unpaid	Direct Defense and Cost Containment Expense Paid	Direct Defense and Cost Containment Expense Incurred	Direct Defense and Cost Containment Expense Unpaid	Commissions and Brokerage Expenses	Taxes, Licenses and Fees
1. Fire												
2.1 Allied Lines												
2.2 Multiple Peril Crop												
2.3 Federal Flood												
2.4. Private Crop												
2.5 Private Flood												
3. Farmowners Multiple Peril												
4. Homeowners Multiple Peril												
5.1 Commercial Multiple Peril (Non-Liability Portion)												
5.2 Commercial Multiple Peril (Liability Portion)												
6. Mortgage Guaranty												
8. Ocean Marine												
9.1 Inland Marine												
9.2 Pet Insurance Plans	545, 154	407, 317		296, 110	403, 650	421, 776	42, 118				6, 441	12, 583
10. Financial Guaranty												
11.1 Medical Professional Liability - Occurrence												
11.2 Medical Professional Liability - Claims-Made												
12. Earthquake												
13.1 Comprehensive (hospital and medical) ind (b)												
13.2 Comprehensive (hospital and medical) group (b)												
14. Credit A&H (Group and Individual)												
15.1 Vision Only (b).....												
15.2 Dental Only (b)												
15.3 Disability Income (b)												
15.4 Medicare Supplement (b)												
15.5 Medicaid Title XIX (b)												
15.6 Medicare Title XVIII (b).....												
15.7 Long-Term Care (b)												
15.8 Federal Employees Health Benefits Plan (b)												
15.9 Other Health (b)												
16. Workers' Compensation												
17.1 Other Liability - Occurrence												
17.2 Other Liability - Claims-Made												
17.3 Excess Workers' Compensation												
18.1 Products Liability - Occurrence												
18.2 Products Liability - Claims-Made												
19.1 Private Passenger Auto No-Fault (Personal Injury Protection)												
19.2 Other Private Passenger Auto Liability												
19.3 Commercial Auto No-Fault (Personal Injury Protection)												
19.4 Other Commercial Auto Liability												
21.1 Private Passenger Auto Physical Damage												
21.2 Commercial Auto Physical Damage												
22. Aircraft (all perils)												
23. Fidelity												
24. Surety												
26. Burglary and Theft												
27. Boiler and Machinery												
28. Credit												
29. International												
30. Warranty												
31. Reins nonproportional assumed property	XXX	XXX	XXX	XXX	XXX	XXX	XXX	XXX	XXX	XXX	XXX	XXX
32. Reins nonproportional assumed liability	XXX	XXX	XXX	XXX	XXX	XXX	XXX	XXX	XXX	XXX	XXX	XXX
33. Reins nonproportional assumed financial lines	XXX	XXX	XXX	XXX	XXX	XXX	XXX	XXX	XXX	XXX	XXX	XXX
34. Aggregate Write-Ins for Other Lines of Business												
35. Total (a)	545, 154	407, 317		296, 110	403, 650	421, 776	42, 118				6, 441	12, 583
DETAILS OF WRITE-INS												
3401. Prepaid legal												
3402.												
3403.												
3498. Summary of remaining write-ins for Line 34 from overflow page												
3499. Totals (Lines 3401 through 3403 plus 3498)(Line 34 above)												

(a) Finance and service charges not included in Lines 1 to 35 \$ 25, 971
(b) For health business on indicated lines report: Number of persons insured under PPO managed care products and number of persons insured under indemnity only products



ANNUAL STATEMENT FOR THE YEAR 2024 OF THE METROPOLITAN GENERAL INSURANCE COMPANY

EXHIBIT OF PREMIUMS AND LOSSES (Statutory Page 14)

NAIC Group Code 0241 BUSINESS IN THE STATE OF Virginia DURING THE YEAR 2024 NAIC Company Code 39950

Line of Business	Gross Premiums, Including Policy and Membership Fees, Less Return Premiums and Premiums on Policies not Taken		3	4	5	6	7	8	9	10	11	12
	1	2										
	Direct Premiums Written	Direct Premiums Earned	Dividends Paid or Credited to Policyholders on Direct Business	Direct Unearned Premium Reserves	Direct Losses Paid (deducting salvage)	Direct Losses Incurred	Direct Losses Unpaid	Direct Defense and Cost Containment Expense Paid	Direct Defense and Cost Containment Expense Incurred	Direct Defense and Cost Containment Expense Unpaid	Commissions and Brokerage Expenses	Taxes, Licenses and Fees
1. Fire												
2.1 Allied Lines												
2.2 Multiple Peril Crop												
2.3 Federal Flood												
2.4. Private Crop												
2.5 Private Flood												
3. Farmowners Multiple Peril												
4. Homeowners Multiple Peril												
5.1 Commercial Multiple Peril (Non-Liability Portion)												
5.2 Commercial Multiple Peril (Liability Portion)												
6. Mortgage Guaranty												
8. Ocean Marine												
9.1 Inland Marine												
9.2 Pet Insurance Plans	8,346,357	6,551,715		4,427,877	6,326,360	6,610,443	725,872				138,133	209,654
10. Financial Guaranty												
11.1 Medical Professional Liability - Occurrence												
11.2 Medical Professional Liability - Claims-Made												
12. Earthquake												
13.1 Comprehensive (hospital and medical) ind (b)												
13.2 Comprehensive (hospital and medical) group (b)												
14. Credit A&H (Group and Individual)												
15.1 Vision Only (b).....												
15.2 Dental Only (b)												
15.3 Disability Income (b)												
15.4 Medicare Supplement (b)												
15.5 Medicaid Title XIX (b)												
15.6 Medicare Title XVIII (b).....												
15.7 Long-Term Care (b)												
15.8 Federal Employees Health Benefits Plan (b)												
15.9 Other Health (b)												
16. Workers' Compensation												
17.1 Other Liability - Occurrence												
17.2 Other Liability - Claims-Made												
17.3 Excess Workers' Compensation												
18.1 Products Liability - Occurrence												
18.2 Products Liability - Claims-Made												
19.1 Private Passenger Auto No-Fault (Personal Injury Protection)												
19.2 Other Private Passenger Auto Liability						(423)			(26)			
19.3 Commercial Auto No-Fault (Personal Injury Protection)												
19.4 Other Commercial Auto Liability												
21.1 Private Passenger Auto Physical Damage						(41)						
21.2 Commercial Auto Physical Damage												
22. Aircraft (all perils)												
23. Fidelity												
24. Surety												
26. Burglary and Theft												
27. Boiler and Machinery												
28. Credit												
29. International												
30. Warranty												
31. Reins nonproportional assumed property	XXX	XXX	XXX	XXX	XXX	XXX	XXX	XXX	XXX	XXX	XXX	XXX
32. Reins nonproportional assumed liability	XXX	XXX	XXX	XXX	XXX	XXX	XXX	XXX	XXX	XXX	XXX	XXX
33. Reins nonproportional assumed financial lines	XXX	XXX	XXX	XXX	XXX	XXX	XXX	XXX	XXX	XXX	XXX	XXX
34. Aggregate Write-Ins for Other Lines of Business	5,050,431	4,992,762		506,285	1,641,764	1,597,648	215,148				511,801	100,453
35. Total (a)	13,396,788	11,544,477		4,934,162	7,968,124	8,207,627	941,020		(26)		649,934	310,107
DETAILS OF WRITE-INS												
3401. Prepaid legal	5,050,431	4,992,762		506,285	1,641,764	1,597,648	215,148				511,801	100,453
3402.												
3403.												
3498. Summary of remaining write-ins for Line 34 from overflow page												
3499. Totals (Lines 3401 through 3403 plus 3498)(Line 34 above)	5,050,431	4,992,762		506,285	1,641,764	1,597,648	215,148				511,801	100,453

(a) Finance and service charges not included in Lines 1 to 35 \$ 354,779
(b) For health business on indicated lines report: Number of persons insured under PPO managed care products and number of persons insured under indemnity only products



ANNUAL STATEMENT FOR THE YEAR 2024 OF THE METROPOLITAN GENERAL INSURANCE COMPANY

EXHIBIT OF PREMIUMS AND LOSSES (Statutory Page 14)

NAIC Group Code 0241 BUSINESS IN THE STATE OF Washington DURING THE YEAR 2024 NAIC Company Code 39950

Line of Business	Gross Premiums, Including Policy and Membership Fees, Less Return Premiums and Premiums on Policies not Taken		3 Dividends Paid or Credited to Policyholders on Direct Business	4 Direct Unearned Premium Reserves	5 Direct Losses Paid (deducting salvage)	6 Direct Losses Incurred	7 Direct Losses Unpaid	8 Direct Defense and Cost Containment Expense Paid	9 Direct Defense and Cost Containment Expense Incurred	10 Direct Defense and Cost Containment Expense Unpaid	11 Commissions and Brokerage Expenses	12 Taxes, Licenses and Fees
	1 Direct Premiums Written	2 Direct Premiums Earned										
1. Fire												
2.1 Allied Lines												
2.2 Multiple Peril Crop												
2.3 Federal Flood												
2.4. Private Crop												
2.5 Private Flood												
3. Farmowners Multiple Peril												
4. Homeowners Multiple Peril												
5.1 Commercial Multiple Peril (Non-Liability Portion)												
5.2 Commercial Multiple Peril (Liability Portion)												
6. Mortgage Guaranty												
8. Ocean Marine												
9.1 Inland Marine												
9.2 Pet Insurance Plans	8, 150, 628	6, 136, 720		4, 563, 988	6, 041, 497	6, 312, 789	584, 959				150, 121	191, 966
10. Financial Guaranty												
11.1 Medical Professional Liability - Occurrence												
11.2 Medical Professional Liability - Claims-Made												
12. Earthquake												
13.1 Comprehensive (hospital and medical) ind (b)												
13.2 Comprehensive (hospital and medical) group (b)												
14. Credit A&H (Group and Individual)												
15.1 Vision Only (b).....												
15.2 Dental Only (b)												
15.3 Disability Income (b)												
15.4 Medicare Supplement (b)												
15.5 Medicaid Title XIX (b)												
15.6 Medicare Title XVIII (b).....												
15.7 Long-Term Care (b)												
15.8 Federal Employees Health Benefits Plan (b)												
15.9 Other Health (b)												
16. Workers' Compensation												
17.1 Other Liability - Occurrence												
17.2 Other Liability - Claims-Made												
17.3 Excess Workers' Compensation												
18.1 Products Liability - Occurrence												
18.2 Products Liability - Claims-Made												
19.1 Private Passenger Auto No-Fault (Personal Injury Protection)						(233)			(44)			
19.2 Other Private Passenger Auto Liability						(648)			(41)			
19.3 Commercial Auto No-Fault (Personal Injury Protection)												
19.4 Other Commercial Auto Liability												
21.1 Private Passenger Auto Physical Damage						(71)						
21.2 Commercial Auto Physical Damage												
22. Aircraft (all perils)												
23. Fidelity												
24. Surety												
26. Burglary and Theft												
27. Boiler and Machinery												
28. Credit												
29. International												
30. Warranty												
31. Reins nonproportional assumed property	XXX	XXX	XXX	XXX	XXX	XXX	XXX	XXX	XXX	XXX	XXX	XXX
32. Reins nonproportional assumed liability	XXX	XXX	XXX	XXX	XXX	XXX	XXX	XXX	XXX	XXX	XXX	XXX
33. Reins nonproportional assumed financial lines	XXX	XXX	XXX	XXX	XXX	XXX	XXX	XXX	XXX	XXX	XXX	XXX
34. Aggregate Write-Ins for Other Lines of Business												23
35. Total (a)	8, 150, 628	6, 136, 720		4, 563, 988	6, 041, 497	6, 311, 837	584, 959		(85)		150, 121	191, 989
DETAILS OF WRITE-INS												
3401. Prepaid legal												23
3402.												
3403.												
3498. Summary of remaining write-ins for Line 34 from overflow page												
3499. Totals (Lines 3401 through 3403 plus 3498)(Line 34 above)												23

(a) Finance and service charges not included in Lines 1 to 35 \$ 342, 422
(b) For health business on indicated lines report: Number of persons insured under PPO managed care products and number of persons insured under indemnity only products



ANNUAL STATEMENT FOR THE YEAR 2024 OF THE METROPOLITAN GENERAL INSURANCE COMPANY

EXHIBIT OF PREMIUMS AND LOSSES (Statutory Page 14)

NAIC Group Code 0241 BUSINESS IN THE STATE OF West Virginia DURING THE YEAR 2024 NAIC Company Code 39950

Line of Business	Gross Premiums, Including Policy and Membership Fees, Less Return Premiums and Premiums on Policies not Taken		3	4	5	6	7	8	9	10	11	12
	1	2										
	Direct Premiums Written	Direct Premiums Earned	Dividends Paid or Credited to Policyholders on Direct Business	Direct Unearned Premium Reserves	Direct Losses Paid (deducting salvage)	Direct Losses Incurred	Direct Losses Unpaid	Direct Defense and Cost Containment Expense Paid	Direct Defense and Cost Containment Expense Incurred	Direct Defense and Cost Containment Expense Unpaid	Commissions and Brokerage Expenses	Taxes, Licenses and Fees
1. Fire												
2.1 Allied Lines												
2.2 Multiple Peril Crop												
2.3 Federal Flood												
2.4. Private Crop												
2.5 Private Flood												
3. Farmowners Multiple Peril												
4. Homeowners Multiple Peril												
5.1 Commercial Multiple Peril (Non-Liability Portion)												
5.2 Commercial Multiple Peril (Liability Portion)												
6. Mortgage Guaranty												
8. Ocean Marine												
9.1 Inland Marine												
9.2 Pet Insurance Plans	478,096	368,890		256,782	235,461	246,034	26,158				5,396	15,112
10. Financial Guaranty												
11.1 Medical Professional Liability - Occurrence												
11.2 Medical Professional Liability - Claims-Made												
12. Earthquake												
13.1 Comprehensive (hospital and medical) ind (b)												
13.2 Comprehensive (hospital and medical) group (b)												
14. Credit A&H (Group and Individual)												
15.1 Vision Only (b).....												
15.2 Dental Only (b)												
15.3 Disability Income (b)												
15.4 Medicare Supplement (b)												
15.5 Medicaid Title XIX (b)												
15.6 Medicare Title XVIII (b).....												
15.7 Long-Term Care (b)												
15.8 Federal Employees Health Benefits Plan (b)												
15.9 Other Health (b)												
16. Workers' Compensation												
17.1 Other Liability - Occurrence												
17.2 Other Liability - Claims-Made												
17.3 Excess Workers' Compensation												
18.1 Products Liability - Occurrence												
18.2 Products Liability - Claims-Made												
19.1 Private Passenger Auto No-Fault (Personal Injury Protection)												
19.2 Other Private Passenger Auto Liability												
19.3 Commercial Auto No-Fault (Personal Injury Protection)												
19.4 Other Commercial Auto Liability												
21.1 Private Passenger Auto Physical Damage												
21.2 Commercial Auto Physical Damage												
22. Aircraft (all perils)												
23. Fidelity												
24. Surety												
26. Burglary and Theft												
27. Boiler and Machinery												
28. Credit												
29. International												
30. Warranty												
31. Reins nonproportional assumed property	XXX	XXX	XXX	XXX	XXX	XXX	XXX	XXX	XXX	XXX	XXX	XXX
32. Reins nonproportional assumed liability	XXX	XXX	XXX	XXX	XXX	XXX	XXX	XXX	XXX	XXX	XXX	XXX
33. Reins nonproportional assumed financial lines	XXX	XXX	XXX	XXX	XXX	XXX	XXX	XXX	XXX	XXX	XXX	XXX
34. Aggregate Write-Ins for Other Lines of Business												545
35. Total (a)	478,096	368,890		256,782	235,461	246,034	26,158				5,396	15,657
DETAILS OF WRITE-INS												
3401. Prepaid legal												545
3402.												
3403.												
3498. Summary of remaining write-ins for Line 34 from overflow page												
3499. Totals (Lines 3401 through 3403 plus 3498)(Line 34 above)												545

(a) Finance and service charges not included in Lines 1 to 35 \$ 23,868
(b) For health business on indicated lines report: Number of persons insured under PPO managed care products and number of persons insured under indemnity only products



ANNUAL STATEMENT FOR THE YEAR 2024 OF THE METROPOLITAN GENERAL INSURANCE COMPANY

EXHIBIT OF PREMIUMS AND LOSSES (Statutory Page 14)

NAIC Group Code 0241

BUSINESS IN THE STATE OF Wisconsin

DURING THE YEAR 2024

NAIC Company Code 39950

Line of Business	Gross Premiums, Including Policy and Membership Fees, Less Return Premiums and Premiums on Policies not Taken		3 Dividends Paid or Credited to Policyholders on Direct Business	4 Direct Unearned Premium Reserves	5 Direct Losses Paid (deducting salvage)	6 Direct Losses Incurred	7 Direct Losses Unpaid	8 Direct Defense and Cost Containment Expense Paid	9 Direct Defense and Cost Containment Expense Incurred	10 Direct Defense and Cost Containment Expense Unpaid	11 Commissions and Brokerage Expenses	12 Taxes, Licenses and Fees
	1 Direct Premiums Written	2 Direct Premiums Earned										
1. Fire												
2.1 Allied Lines												
2.2 Multiple Peril Crop												
2.3 Federal Flood												
2.4. Private Crop												
2.5 Private Flood												
3. Farmowners Multiple Peril												
4. Homeowners Multiple Peril												
5.1 Commercial Multiple Peril (Non-Liability Portion)												
5.2 Commercial Multiple Peril (Liability Portion)												
6. Mortgage Guaranty												
8. Ocean Marine												
9.1 Inland Marine												
9.2 Pet Insurance Plans	3, 137, 868	2, 423, 435		1, 689, 622	2, 029, 452	2, 120, 584	223, 334				58, 429	72, 696
10. Financial Guaranty												
11.1 Medical Professional Liability - Occurrence												
11.2 Medical Professional Liability - Claims-Made												
12. Earthquake												
13.1 Comprehensive (hospital and medical) ind (b)												
13.2 Comprehensive (hospital and medical) group (b)												
14. Credit A&H (Group and Individual)												
15.1 Vision Only (b).....												
15.2 Dental Only (b)												
15.3 Disability Income (b)												
15.4 Medicare Supplement (b)												
15.5 Medicaid Title XIX (b)												
15.6 Medicare Title XVIII (b).....												
15.7 Long-Term Care (b)												
15.8 Federal Employees Health Benefits Plan (b)												
15.9 Other Health (b)												
16. Workers' Compensation												
17.1 Other Liability - Occurrence												
17.2 Other Liability - Claims-Made												
17.3 Excess Workers' Compensation												
18.1 Products Liability - Occurrence												
18.2 Products Liability - Claims-Made												
19.1 Private Passenger Auto No-Fault (Personal Injury Protection)												
19.2 Other Private Passenger Auto Liability						(438)			(26)			
19.3 Commercial Auto No-Fault (Personal Injury Protection)												
19.4 Other Commercial Auto Liability												
21.1 Private Passenger Auto Physical Damage						(11)						
21.2 Commercial Auto Physical Damage												
22. Aircraft (all perils)												
23. Fidelity												
24. Surety												
26. Burglary and Theft												
27. Boiler and Machinery												
28. Credit												
29. International												
30. Warranty												
31. Reins nonproportional assumed property	XXX	XXX	XXX	XXX	XXX	XXX	XXX	XXX	XXX	XXX	XXX	XXX
32. Reins nonproportional assumed liability	XXX	XXX	XXX	XXX	XXX	XXX	XXX	XXX	XXX	XXX	XXX	XXX
33. Reins nonproportional assumed financial lines	XXX	XXX	XXX	XXX	XXX	XXX	XXX	XXX	XXX	XXX	XXX	XXX
34. Aggregate Write-Ins for Other Lines of Business	2, 962, 915	2, 807, 043		282, 366	1, 105, 284	1, 517, 418	620, 400				288, 110	51, 628
35. Total (a)	6, 100, 783	5, 230, 478		1, 971, 988	3, 134, 736	3, 637, 553	843, 734		(26)		346, 539	124, 324
DETAILS OF WRITE-INS												
3401. Prepaid legal	2, 962, 915	2, 807, 043		282, 366	1, 105, 284	1, 517, 418	620, 400				288, 110	51, 628
3402.												
3403.												
3498. Summary of remaining write-ins for Line 34 from overflow page												
3499. Totals (Lines 3401 through 3403 plus 3498)(Line 34 above)	2, 962, 915	2, 807, 043		282, 366	1, 105, 284	1, 517, 418	620, 400				288, 110	51, 628

(a) Finance and service charges not included in Lines 1 to 35 \$ 149, 460
(b) For health business on indicated lines report: Number of persons insured under PPO managed care products and number of persons insured under indemnity only products



ANNUAL STATEMENT FOR THE YEAR 2024 OF THE METROPOLITAN GENERAL INSURANCE COMPANY

EXHIBIT OF PREMIUMS AND LOSSES (Statutory Page 14)

NAIC Group Code 0241 BUSINESS IN THE STATE OF Wyoming DURING THE YEAR 2024 NAIC Company Code 39950

Line of Business	Gross Premiums, Including Policy and Membership Fees, Less Return Premiums and Premiums on Policies not Taken		3	4	5	6	7	8	9	10	11	12
	1	2										
	Direct Premiums Written	Direct Premiums Earned	Dividends Paid or Credited to Policyholders on Direct Business	Direct Unearned Premium Reserves	Direct Losses Paid (deducting salvage)	Direct Losses Incurred	Direct Losses Unpaid	Direct Defense and Cost Containment Expense Paid	Direct Defense and Cost Containment Expense Incurred	Direct Defense and Cost Containment Expense Unpaid	Commissions and Brokerage Expenses	Taxes, Licenses and Fees
1. Fire												
2.1 Allied Lines												
2.2 Multiple Peril Crop												
2.3 Federal Flood												
2.4. Private Crop												
2.5 Private Flood												
3. Farmowners Multiple Peril												
4. Homeowners Multiple Peril												
5.1 Commercial Multiple Peril (Non-Liability Portion)												
5.2 Commercial Multiple Peril (Liability Portion)												
6. Mortgage Guaranty												
8. Ocean Marine												
9.1 Inland Marine												
9.2 Pet Insurance Plans	273, 107	210, 787		123, 422	84, 806	88, 611	7, 688				2, 150	6, 236
10. Financial Guaranty												
11.1 Medical Professional Liability - Occurrence												
11.2 Medical Professional Liability - Claims-Made												
12. Earthquake												
13.1 Comprehensive (hospital and medical) ind (b)												
13.2 Comprehensive (hospital and medical) group (b)												
14. Credit A&H (Group and Individual)												
15.1 Vision Only (b).....												
15.2 Dental Only (b)												
15.3 Disability Income (b)												
15.4 Medicare Supplement (b)												
15.5 Medicaid Title XIX (b)												
15.6 Medicare Title XVIII (b).....												
15.7 Long-Term Care (b)												
15.8 Federal Employees Health Benefits Plan (b)												
15.9 Other Health (b)												
16. Workers' Compensation												
17.1 Other Liability - Occurrence												
17.2 Other Liability - Claims-Made												
17.3 Excess Workers' Compensation												
18.1 Products Liability - Occurrence												
18.2 Products Liability - Claims-Made												
19.1 Private Passenger Auto No-Fault (Personal Injury Protection)												
19.2 Other Private Passenger Auto Liability						(23)			(1)			
19.3 Commercial Auto No-Fault (Personal Injury Protection)												
19.4 Other Commercial Auto Liability												
21.1 Private Passenger Auto Physical Damage						(7)						
21.2 Commercial Auto Physical Damage												
22. Aircraft (all perils)												
23. Fidelity												
24. Surety												
26. Burglary and Theft												
27. Boiler and Machinery												
28. Credit												
29. International												
30. Warranty												
31. Reins nonproportional assumed property	XXX	XXX	XXX	XXX	XXX	XXX	XXX	XXX	XXX	XXX	XXX	XXX
32. Reins nonproportional assumed liability	XXX	XXX	XXX	XXX	XXX	XXX	XXX	XXX	XXX	XXX	XXX	XXX
33. Reins nonproportional assumed financial lines	XXX	XXX	XXX	XXX	XXX	XXX	XXX	XXX	XXX	XXX	XXX	XXX
34. Aggregate Write-Ins for Other Lines of Business												221
35. Total (a)	273, 107	210, 787		123, 422	84, 806	88, 581	7, 688		(1)		2, 150	6, 457
DETAILS OF WRITE-INS												
3401. Prepaid legal												221
3402.												
3403.												
3498. Summary of remaining write-ins for Line 34 from overflow page												
3499. Totals (Lines 3401 through 3403 plus 3498)(Line 34 above)												221

(a) Finance and service charges not included in Lines 1 to 35 \$ 15, 250
(b) For health business on indicated lines report: Number of persons insured under PPO managed care products and number of persons insured under indemnity only products



ANNUAL STATEMENT FOR THE YEAR 2024 OF THE METROPOLITAN GENERAL INSURANCE COMPANY

EXHIBIT OF PREMIUMS AND LOSSES (Statutory Page 14)

NAIC Group Code 0241 BUSINESS IN THE STATE OF Grand Total DURING THE YEAR 2024 NAIC Company Code 39950

Line of Business	Gross Premiums, Including Policy and Membership Fees, Less Return Premiums and Premiums on Policies not Taken		3 Dividends Paid or Credited to Policyholders on Direct Business	4 Direct Unearned Premium Reserves	5 Direct Losses Paid (deducting salvage)	6 Direct Losses Incurred	7 Direct Losses Unpaid	8 Direct Defense and Cost Containment Expense Paid	9 Direct Defense and Cost Containment Expense Incurred	10 Direct Defense and Cost Containment Expense Unpaid	11 Commissions and Brokerage Expenses	12 Taxes, Licenses and Fees
	1 Direct Premiums Written	2 Direct Premiums Earned										
1. Fire												
2.1 Allied Lines												
2.2 Multiple Peril Crop												
2.3 Federal Flood												
2.4. Private Crop												
2.5 Private Flood												
3. Farmowners Multiple Peril												
4. Homeowners Multiple Peril						(34,253)			(61)			
5.1 Commercial Multiple Peril (Non-Liability Portion)												
5.2 Commercial Multiple Peril (Liability Portion)												
6. Mortgage Guaranty												
8. Ocean Marine												
9.1 Inland Marine						(32)						
9.2 Pet Insurance Plans	270,941,621	209,302,816		146,056,246	194,316,184	203,041,895	20,810,897				5,208,088	7,002,022
10. Financial Guaranty												
11.1 Medical Professional Liability - Occurrence												
11.2 Medical Professional Liability - Claims-Made												
12. Earthquake												
13.1 Comprehensive (hospital and medical) ind (b)												
13.2 Comprehensive (hospital and medical) group (b)												
14. Credit A&H (Group and Individual)												
15.1 Vision Only (b).....												
15.2 Dental Only (b)												
15.3 Disability Income (b)												
15.4 Medicare Supplement (b)												
15.5 Medicaid Title XIX (b)												
15.6 Medicare Title XVIII (b).....												
15.7 Long-Term Care (b)												
15.8 Federal Employees Health Benefits Plan (b)												
15.9 Other Health (b)												
16. Workers' Compensation												
17.1 Other Liability - Occurrence												
17.2 Other Liability - Claims-Made												
17.3 Excess Workers' Compensation												
18.1 Products Liability - Occurrence												
18.2 Products Liability - Claims-Made												
19.1 Private Passenger Auto No-Fault (Personal Injury Protection)					67,885	(435,674)	559,523	30,850	(95,065)	56,898		
19.2 Other Private Passenger Auto Liability					1,472,948	(393,228)	1,639,472	208,450	(134,213)	29,859		
19.3 Commercial Auto No-Fault (Personal Injury Protection)												
19.4 Other Commercial Auto Liability												
21.1 Private Passenger Auto Physical Damage					(27,435)	(69,890)		11,711				
21.2 Commercial Auto Physical Damage												
22. Aircraft (all perils)												
23. Fidelity												
24. Surety												
26. Burglary and Theft												
27. Boiler and Machinery												
28. Credit												
29. International												
30. Warranty												
31. Reins nonproportional assumed property	XXX	XXX	XXX	XXX	XXX	XXX	XXX	XXX	XXX	XXX	XXX	XXX
32. Reins nonproportional assumed liability	XXX	XXX	XXX	XXX	XXX	XXX	XXX	XXX	XXX	XXX	XXX	XXX
33. Reins nonproportional assumed financial lines	XXX	XXX	XXX	XXX	XXX	XXX	XXX	XXX	XXX	XXX	XXX	XXX
34. Aggregate Write-Ins for Other Lines of Business	189,260,682	183,033,825		19,976,496	58,811,867	62,104,733	12,303,789				19,512,752	4,013,285
35. Total (a)	460,202,303	392,336,641		166,032,742	254,641,449	264,213,551	35,313,681	251,011	(229,339)	86,757	24,720,840	11,015,307
DETAILS OF WRITE-INS												
3401. Fees associated with inactive licenses												12,001
3402. Prepaid legal	189,260,682	183,033,825		19,976,496	58,811,867	62,104,733	12,303,789				19,512,752	4,001,284
3403.												
3498. Summary of remaining write-ins for Line 34 from overflow page												
3499. Totals (Lines 3401 through 3403 plus 3498)(Line 34 above)	189,260,682	183,033,825		19,976,496	58,811,867	62,104,733	12,303,789				19,512,752	4,013,285

(a) Finance and service charges not included in Lines 1 to 35 \$ 11,862,662
(b) For health business on indicated lines report: Number of persons insured under PPO managed care products and number of persons insured under indemnity only products

Schedule F - Part 1 - Assumed Reinsurance

N O N E

Schedule F - Part 2 - Premium Portfolio Reinsurance Effected or (Canceled)

N O N E

ANNUAL STATEMENT FOR THE YEAR 2024 OF THE METROPOLITAN GENERAL INSURANCE COMPANY

SCHEDULE F - PART 3

Ceded Reinsurance as of December 31, Current Year (\$000 Omitted)

1 ID Number	2 NAIC Com- pany Code	3 Name of Reinsurer	4 Domiciliary Jurisdiction	5 Special Code	6 Reinsurance Premiums Ceded	Reinsurance Recoverable On									16 Amount in Dispute included in Column 15	Reinsurance Payable		19 Net Amount Recoverable From Reinsurers Cols. 15 - [17 + 18]	20 Funds Held by Company Under Reinsurance Treaties
						7 Paid Losses	8 Paid LAE	9 Known Case Loss Reserves	10 Known Case LAE Reserves	11 IBNR Loss Reserves	12 IBNR LAE Reserves	13 Unearned Premiums	14 Contingent Commis- sions	15 Columns 7 through 14 Totals		17 Ceded Balances Payable	18 Other Amounts Due to Reinsurers		
0499999. Total Authorized - Affiliates - U.S. Non-Pool																			
0799999. Total Authorized - Affiliates - Other (Non-U.S.)																			
0899999. Total Authorized - Affiliates																			
13-2725441 ... 26298 ... Farmers Property and Casualty Insurance ... RI.....								1,705	175	494				2,374			2,374		
0999999. Total Authorized - Other U.S. Unaffiliated Insurers								1,705	175	494				2,374			2,374		
1499999. Total Authorized Excluding Protected Cells (Sum of 0899999, 0999999, 1099999, 1199999 and 1299999)								1,705	175	494				2,374			2,374		
1899999. Total Unauthorized - Affiliates - U.S. Non-Pool																			
2199999. Total Unauthorized - Affiliates - Other (Non-U.S.)																			
2299999. Total Unauthorized - Affiliates																			
2899999. Total Unauthorized Excluding Protected Cells (Sum of 2299999, 2399999, 2499999, 2599999 and 2699999)																			
3299999. Total Certified - Affiliates - U.S. Non-Pool																			
3599999. Total Certified - Affiliates - Other (Non-U.S.)																			
3699999. Total Certified - Affiliates																			
4299999. Total Certified Excluding Protected Cells (Sum of 3699999, 3799999, 3899999, 3999999 and 4099999)																			
4699999. Total Reciprocal Jurisdiction - Affiliates - U.S. Non-Pool																			
4999999. Total Reciprocal Jurisdiction - Affiliates - Other (Non-U.S.)																			
5099999. Total Reciprocal Jurisdiction - Affiliates																			
5699999. Total Reciprocal Jurisdiction Excluding Protected Cells (Sum of 5099999, 5199999, 5299999, 5399999 and 5499999)																			
5799999. Total Authorized, Unauthorized, Reciprocal Jurisdiction and Certified Excluding Protected Cells (Sum of 1499999, 2899999, 4299999 and 5699999)								1,705	175	494				2,374			2,374		
5899999. Total Protected Cells (Sum of 1399999, 2799999, 4199999 and 5599999)																			
9999999 Totals								1,705	175	494				2,374			2,374		

ANNUAL STATEMENT FOR THE YEAR 2024 OF THE METROPOLITAN GENERAL INSURANCE COMPANY

SCHEDULE F - PART 3 (Continued)

Ceded Reinsurance as of December 31, Current Year (\$000 Omitted)
(Credit Risk)

ID Number From Col. 1	Name of Reinsurer From Col. 3	Collateral				25	26	27	Ceded Reinsurance Credit Risk								
		21	22	23	24				28	29	30	31	32	33	34	35	36
		Multiple Beneficiary Trusts	Letters of Credit	Issuing or Confirming Bank Reference Number	Single Beneficiary Trusts & Other Allowable Collateral	Total Funds Held, Payables & Collateral	Net Recoverable Net of Funds Held & Collateral	Applicable Sch. F Penalty (Col. 78)	Total Amount Recoverable from Reinsurers Less Penalty (Cols. 15-27)	Stressed Recoverable (Col. 28 * 120%)	Reinsurance Payable & Funds Held (Cols. 17+18+20; but not in excess of Col. 29)	Stressed Net Recoverable (Cols. 29-30)	Total Collateral (Cols. 21+22 + 24, not in Excess of Col. 31)	Stressed Net Recoverable Net of Collateral Offsets (Cols. 31-32)	Reinsurer Designation Equivalent	Credit Risk on Collateralized Recoverables (Col. 32 * Factor Applicable to Reinsurer Designation Equivalent in Col. 34)	Credit Risk on Un- collateralized Recoverables (Col. 33 * Factor Applicable to Reinsurer Designation Equivalent in Col. 34)
0499999. Total Authorized - Affiliates - U.S. Non-Pool				XXX					XXX	XXX	XXX	XXX	XXX	XXX	XXX	XXX	XXX
0799999. Total Authorized - Affiliates - Other (Non-U.S.)				XXX											XXX		
0899999. Total Authorized - Affiliates				XXX											XXX		
13-2725441 .. Farmers Property and Casualty Insurance							2,374		2,374	2,849		2,849		2,849	3		80
0999999. Total Authorized - Other U.S. Unaffiliated Insurers				XXX			2,374		2,374	2,849		2,849		2,849	XXX		80
1499999. Total Authorized Excluding Protected Cells (Sum of 0899999, 0999999, 1099999, 1199999 and 1299999)				XXX			2,374		2,374	2,849		2,849		2,849	XXX		80
1899999. Total Unauthorized - Affiliates - U.S. Non-Pool				XXX					XXX	XXX	XXX	XXX	XXX	XXX	XXX	XXX	XXX
2199999. Total Unauthorized - Affiliates - Other (Non-U.S.)				XXX											XXX		
2299999. Total Unauthorized - Affiliates				XXX											XXX		
2899999. Total Unauthorized Excluding Protected Cells (Sum of 2299999, 2399999, 2499999, 2599999 and 2699999)				XXX											XXX		
3299999. Total Certified - Affiliates - U.S. Non-Pool				XXX					XXX	XXX	XXX	XXX	XXX	XXX	XXX	XXX	XXX
3599999. Total Certified - Affiliates - Other (Non-U.S.)				XXX											XXX		
3699999. Total Certified - Affiliates				XXX											XXX		
4299999. Total Certified Excluding Protected Cells (Sum of 3699999, 3799999, 3899999, 3999999 and 4099999)				XXX											XXX		
4699999. Total Reciprocal Jurisdiction - Affiliates - U.S. Non-Pool				XXX					XXX	XXX	XXX	XXX	XXX	XXX	XXX	XXX	XXX
4999999. Total Reciprocal Jurisdiction - Affiliates - Other (Non- U.S.)				XXX											XXX		
5099999. Total Reciprocal Jurisdiction - Affiliates				XXX											XXX		
5699999. Total Reciprocal Jurisdiction Excluding Protected Cells (Sum of 5099999, 5199999, 5299999, 5399999 and 5499999)				XXX											XXX		
5799999. Total Authorized, Unauthorized, Reciprocal Jurisdiction and Certified Excluding Protected Cells (Sum of 1499999, 2899999, 4299999 and 5699999)				XXX			2,374		2,374	2,849		2,849		2,849	XXX		80
5899999. Total Protected Cells (Sum of 1399999, 2799999, 4199999 and 5599999)				XXX					XXX	XXX	XXX	XXX	XXX	XXX	XXX	XXX	XXX
9999999 Totals				XXX			2,374		2,374	2,849		2,849		2,849	XXX		80

ANNUAL STATEMENT FOR THE YEAR 2024 OF THE METROPOLITAN GENERAL INSURANCE COMPANY

SCHEDULE F - PART 3 (Continued)

Ceded Reinsurance as of December 31, Current Year (\$000 Omitted)

(Aging of Ceded Reinsurance)

ID Number From Col. 1	Name of Reinsurer From Col. 3	Reinsurance Recoverable on Paid Losses and Paid Loss Adjustment Expenses							44 Total Recoverable on Paid Losses & LAE Amounts in Dispute Included in Col. 43	45 Recoverable on Paid Losses & LAE Over 90 Days Past Due Amounts Included in Cols. 40 & 41	46 Total Recoverable on Paid Losses & LAE Amounts Not in Dispute (Cols 43-44)	47 Recoverable on Paid Losses & LAE Over 90 Days Past Due Amounts Not in Dispute (Cols. 40 + 41 - 45)	48 Amounts Received Prior 90 Days	49 Percentage Overdue Col. 42/Col. 43	50 Percentage of Amounts More Than 90 Days Overdue Not in Dispute (Col. 47/(Cols. 46+48))	51 Percentage More Than 120 Days Overdue (Col. 41/ Col. 43)	52 Is the Amount in Col. 50 Less Than 20%? (Yes or No)	53 Amounts in Col. 47 for Reinsurers with Values Less Than 20% in Col. 50	
		37 Current	Overdue					43 Total Due Cols. 37+42 (In total should equal Cols. 7+8)											
			38 1 - 29 Days	39 30 - 90 Days	40 91 - 120 Days	41 Over 120 Days	42 Total Overdue Cols. 38+39 +40+41												
0499999. Total Authorized - Affiliates - U.S. Non-Pool																		XXX	
0799999. Total Authorized - Affiliates - Other (Non-U.S.)																		XXX	
0899999. Total Authorized - Affiliates																		XXX	
13-2725441 .. Farmers Property and Casualty Insurance																		YES.....	
0999999. Total Authorized - Other U.S. Unaffiliated Insurers																		XXX	
1499999. Total Authorized Excluding Protected Cells (Sum of 0899999, 0999999, 1099999, 1199999 and 1299999)																		XXX	
1899999. Total Unauthorized - Affiliates - U.S. Non-Pool																		XXX	
2199999. Total Unauthorized - Affiliates - Other (Non-U.S.)																		XXX	
2299999. Total Unauthorized - Affiliates																		XXX	
2899999. Total Unauthorized Excluding Protected Cells (Sum of 2299999, 2399999, 2499999, 2599999 and 2699999)																		XXX	
3299999. Total Certified - Affiliates - U.S. Non-Pool																		XXX	
3599999. Total Certified - Affiliates - Other (Non-U.S.)																		XXX	
3699999. Total Certified - Affiliates																		XXX	
4299999. Total Certified Excluding Protected Cells (Sum of 3699999, 3799999, 3899999, 3999999 and 4099999)																		XXX	
4699999. Total Reciprocal Jurisdiction - Affiliates - U.S. Non-Pool																		XXX	
4999999. Total Reciprocal Jurisdiction - Affiliates - Other (Non-U.S.)																		XXX	
5099999. Total Reciprocal Jurisdiction - Affiliates																		XXX	
5699999. Total Reciprocal Jurisdiction Excluding Protected Cells (Sum of 5099999, 5199999, 5299999, 5399999 and 5499999)																		XXX	
5799999. Total Authorized, Unauthorized, Reciprocal Jurisdiction and Certified Excluding Protected Cells (Sum of 1499999, 2899999, 4299999 and 5699999)																		XXX	
5899999. Total Protected Cells (Sum of 1399999, 2799999, 4199999 and 5599999)																		XXX	
9999999 Totals																		XXX	

SCHEDULE F - PART 3 (Continued)

Provision for Certified Reinsurance

ID Number From Col. 1	Name of Reinsurer From Col. 3	Provision for Certified Reinsurance															
		54 Certified Reinsurer Rating (1 through 6)	55 Effective Date of Certified Reinsurer Rating	56 Percent Collateral Required for Full Credit (0% through 100%)	57 Catastrophe Recoverables Qualifying for Collateral Deferral	58 Net Recoverables Subject to Collateral Requirements for Full Credit (Col. 19 - Col. 57)	59 Dollar Amount of Collateral Required (Col. 56 * Col. 58)	60 Percent of Collateral Provided for Net Recoverables Subject to Collateral Requirements ([Col. 20 + Col. 21 + Col. 22 + Col. 24] / Col. 58)	61 Percent Credit Allowed on Net Recoverables Subject to Collateral Requirements (Col. 60 / Col. 56, not to exceed 100%)	62 20% of Recoverable on Paid Losses & LAE Over 90 Days Past Due Amounts in Dispute (Col. 45 * 20%)	63 Amount of Credit Allowed for Net Recoverables (Col. 57 + [Col. 58 * Col. 61])	64 Provision for Reinsurance with Certified Reinsurers Due to Collateral Deficiency (Col. 19 - Col. 63)	65 20% of Recoverable on Paid Losses & LAE Over 90 Days Past Due Amounts Not in Dispute (Col. 47 * 20%)	Complete if Col. 52 = "No"; Otherwise Enter 0			69 Provision for Overdue Reinsurance Ceded to Certified Reinsurers (Greater of [Col. 62 + Col. 65] or Col.68; not to Exceed Col. 63)
														66 Total Collateral Provided (Col. 20 + Col. 21 + Col. 22 + Col. 24, not to Exceed Col. 63)	67 Net Unsecured Recoverable for Which Credit is Allowed (Col. 63 - Col. 66)	68 20% of Amount in Col. 67	
0499999. Total Authorized - Affiliates - U.S. Non-Pool				XXX	XXX	XXX	XXX	XXX	XXX	XXX	XXX	XXX	XXX	XXX	XXX	XXX	XXX
0799999. Total Authorized - Affiliates - Other (Non-U.S.)				XXX	XXX	XXX	XXX	XXX	XXX	XXX	XXX	XXX	XXX	XXX	XXX	XXX	XXX
0899999. Total Authorized - Affiliates				XXX	XXX	XXX	XXX	XXX	XXX	XXX	XXX	XXX	XXX	XXX	XXX	XXX	XXX
13-2725441 ... Farmers Property and Casualty InsuranceXXX....XXX....		XXX	XXX	XXX	XXX	XXX	XXX	XXX	XXX	XXX	XXX	XXX	XXX	XXX	XXX
0999999. Total Authorized - Other U.S. Unaffiliated Insurers				XXX	XXX	XXX	XXX	XXX	XXX	XXX	XXX	XXX	XXX	XXX	XXX	XXX	XXX
1499999. Total Authorized Excluding Protected Cells (Sum of 0899999, 0999999, 1099999, 1199999 and 1299999)				XXX	XXX	XXX	XXX	XXX	XXX	XXX	XXX	XXX	XXX	XXX	XXX	XXX	XXX
1899999. Total Unauthorized - Affiliates - U.S. Non-Pool				XXX	XXX	XXX	XXX	XXX	XXX	XXX	XXX	XXX	XXX	XXX	XXX	XXX	XXX
2199999. Total Unauthorized - Affiliates - Other (Non-U.S.)				XXX	XXX	XXX	XXX	XXX	XXX	XXX	XXX	XXX	XXX	XXX	XXX	XXX	XXX
2299999. Total Unauthorized - Affiliates				XXX	XXX	XXX	XXX	XXX	XXX	XXX	XXX	XXX	XXX	XXX	XXX	XXX	XXX
2899999. Total Unauthorized Excluding Protected Cells (Sum of 2299999, 2399999, 2499999, 2599999 and 2699999)				XXX	XXX	XXX	XXX	XXX	XXX	XXX	XXX	XXX	XXX	XXX	XXX	XXX	XXX
3299999. Total Certified - Affiliates - U.S. Non-Pool				XXX				XXX	XXX								
3599999. Total Certified - Affiliates - Other (Non-U.S.)				XXX				XXX	XXX								
3699999. Total Certified - Affiliates				XXX				XXX	XXX								
4299999. Total Certified Excluding Protected Cells (Sum of 3699999, 3799999, 3899999, 3999999 and 4099999)				XXX				XXX	XXX								
4699999. Total Reciprocal Jurisdiction - Affiliates - U.S. Non-Pool				XXX	XXX	XXX	XXX	XXX	XXX	XXX	XXX	XXX	XXX	XXX	XXX	XXX	XXX
4999999. Total Reciprocal Jurisdiction - Affiliates - Other (Non-U.S.)				XXX	XXX	XXX	XXX	XXX	XXX	XXX	XXX	XXX	XXX	XXX	XXX	XXX	XXX
5099999. Total Reciprocal Jurisdiction - Affiliates				XXX	XXX	XXX	XXX	XXX	XXX	XXX	XXX	XXX	XXX	XXX	XXX	XXX	XXX
5699999. Total Reciprocal Jurisdiction Excluding Protected Cells (Sum of 5099999, 5199999, 5299999, 5399999 and 5499999)				XXX	XXX	XXX	XXX	XXX	XXX	XXX	XXX	XXX	XXX	XXX	XXX	XXX	XXX
5799999. Total Authorized, Unauthorized, Reciprocal Jurisdiction and Certified Excluding Protected Cells (Sum of 1499999, 2899999, 4299999 and 5699999)				XXX				XXX	XXX								
5899999. Total Protected Cells (Sum of 1399999, 2799999, 4199999 and 5599999)				XXX				XXX	XXX								
9999999 Totals				XXX				XXX	XXX								

ANNUAL STATEMENT FOR THE YEAR 2024 OF THE METROPOLITAN GENERAL INSURANCE COMPANY

SCHEDULE F - PART 3 (Continued)

Ceded Reinsurance as of December 31, Current Year (\$000 Omitted)
(Total Provision for Reinsurance)

ID Number From Col. 1	Name of Reinsurer From Col. 3	70 20% of Recoverable on Paid Losses & LAE Over 90 Days past Due Amounts Not in Dispute (Col. 47 * 20%)	Provision for Unauthorized Reinsurance		Provision for Overdue Authorized and Reciprocal Jurisdiction Reinsurance		Total Provision for Reinsurance			
			71	72	73 Complete if Col. 52 = "Yes"; Otherwise Enter 0	74 Complete if Col. 52 = "No"; Otherwise Enter 0	75	76	77	78
			Provision for Reinsurance with Unauthorized Reinsurers Due to Collateral Deficiency (Col. 26)	Provision for Overdue Reinsurance from Unauthorized Reinsurers and Amounts in Dispute (Col. 70 + 20% of the Amount in Col. 16)	20% of Recoverable on Paid Losses & LAE Over 90 Days Past Due Amounts Not in Dispute + 20% of Amounts in Dispute ([Col. 47 * 20%] + [Col. 45 * 20%])	Greater of 20% of Net Recoverable Net of Funds Held & Collateral, or 20% of Recoverable on Paid Losses & LAE Over 90 Days Past Due (Greater of Col. 26 * 20% or Cols. [40 + 41] * 20%)	Provision for Amounts Ceded to Authorized and Reciprocal Jurisdiction Reinsurers (Cols. 73 + 74)	Provision for Amounts Ceded to Unauthorized Reinsurers (Cols. 71 + 72 Not in Excess of Col. 15)	Provision for Amounts Ceded to Certified Reinsurers (Cols. 64 + 69)	Total Provision for Reinsurance (Cols. 75 + 76 + 77)
0499999. Total Authorized - Affiliates - U.S. Non-Pool			XXX	XXX				XXX	XXX	
0799999. Total Authorized - Affiliates - Other (Non-U.S.)			XXX	XXX				XXX	XXX	
0899999. Total Authorized - Affiliates			XXX	XXX				XXX	XXX	
13-2725441 ... Farmers Property and Casualty Insurance			XXX	XXX				XXX	XXX	
0999999. Total Authorized - Other U.S. Unaffiliated Insurers			XXX	XXX				XXX	XXX	
1499999. Total Authorized Excluding Protected Cells (Sum of 0899999, 0999999, 1099999, 1199999 and 1299999)			XXX	XXX				XXX	XXX	
1899999. Total Unauthorized - Affiliates - U.S. Non-Pool					XXX	XXX	XXX		XXX	
2199999. Total Unauthorized - Affiliates - Other (Non-U.S.)					XXX	XXX	XXX		XXX	
2299999. Total Unauthorized - Affiliates					XXX	XXX	XXX		XXX	
2899999. Total Unauthorized Excluding Protected Cells (Sum of 2299999, 2399999, 2499999, 2599999 and 2699999)					XXX	XXX	XXX		XXX	
3299999. Total Certified - Affiliates - U.S. Non-Pool		XXX	XXX	XXX	XXX	XXX	XXX	XXX		
3599999. Total Certified - Affiliates - Other (Non-U.S.)		XXX	XXX	XXX	XXX	XXX	XXX	XXX		
3699999. Total Certified - Affiliates		XXX	XXX	XXX	XXX	XXX	XXX	XXX		
4299999. Total Certified Excluding Protected Cells (Sum of 3699999, 3799999, 3899999, 3999999 and 4099999)		XXX	XXX	XXX	XXX	XXX	XXX	XXX		
4699999. Total Reciprocal Jurisdiction - Affiliates - U.S. Non-Pool			XXX	XXX				XXX	XXX	
4999999. Total Reciprocal Jurisdiction - Affiliates - Other (Non-U.S.)			XXX	XXX				XXX	XXX	
5099999. Total Reciprocal Jurisdiction - Affiliates			XXX	XXX				XXX	XXX	
5699999. Total Reciprocal Jurisdiction Excluding Protected Cells (Sum of 5099999, 5199999, 5299999, 5399999 and 5499999)			XXX	XXX				XXX	XXX	
5799999. Total Authorized, Unauthorized, Reciprocal Jurisdiction and Certified Excluding Protected Cells (Sum of 1499999, 2899999, 4299999 and 5699999)										
5899999. Total Protected Cells (Sum of 1399999, 2799999, 4199999 and 5599999)										
9999999 Totals										

Schedule F - Part 4 - Issuing or Confirming Banks for Letters of Credit from Schedule F, Part 3

N O N E

Schedule F - Part 5 - Interrogatories for Schedule F - Part 3

N O N E

SCHEDULE F - PART 6

Restatement of Balance Sheet to Identify Net Credit for Reinsurance

	1 As Reported (Net of Ceded)	2 Restatement Adjustments	3 Restated (Gross of Ceded)
ASSETS (Page 2, Col. 3)			
1. Cash and invested assets (Line 12)	213,865,705		213,865,705
2. Premiums and considerations (Line 15)	180,424,837		180,424,837
3. Reinsurance recoverable on loss and loss adjustment expense payments (Line 16.1)			
4. Funds held by or deposited with reinsured companies (Line 16.2)			
5. Other assets	23,862,966		23,862,966
6. Net amount recoverable from reinsurers		2,374,194	2,374,194
7. Protected cell assets (Line 27)			
8. Totals (Line 28)	418,153,508	2,374,194	420,527,702
LIABILITIES (Page 3)			
9. Losses and loss adjustment expenses (Lines 1 through 3)	33,114,686	2,374,194	35,488,880
10. Taxes, expenses, and other obligations (Lines 4 through 8)	4,415,638		4,415,638
11. Unearned premiums (Line 9)	166,032,742		166,032,742
12. Advance premiums (Line 10)			
13. Dividends declared and unpaid (Line 11.1 and 11.2)			
14. Ceded reinsurance premiums payable (net of ceding commissions (Line 12)			
15. Funds held by company under reinsurance treaties (Line 13)			
16. Amounts withheld or retained by company for account of others (Line 14)			
17. Provision for reinsurance (Line 16)			
18. Other liabilities	9,691,949		9,691,949
19. Total liabilities excluding protected cell business (Line 26)	213,255,015	2,374,194	215,629,209
20. Protected cell liabilities (Line 27)			
21. Surplus as regards policyholders (Line 37)	204,898,493	XXX	204,898,493
22. Totals (Line 38)	418,153,508	2,374,194	420,527,702

NOTE: Is the restatement of this exhibit the result of grossing up balances ceded to affiliates under 100 percent reinsurance or pooling arrangements? Yes [] No [X]

If yes, give full explanation:

Schedule H - Part 1 - Analysis of Underwriting Operations

N O N E

Schedule H - Part 2 - Reserves and Liabilities

N O N E

Schedule H - Part 3 - Test of Prior Year's Claim Reserves and Liabilities

N O N E

Schedule H - Part 4 - Reinsurance

N O N E

Schedule H - Part 5 - Health Claims

N O N E

ANNUAL STATEMENT FOR THE YEAR 2024 OF THE METROPOLITAN GENERAL INSURANCE COMPANY

SCHEDULE P - PART 1A - HOMEOWNERS/FAROWNERS

(\$000 OMITTED)

Years in Which Premiums Were Earned and Losses Were Incurred	Premiums Earned			Loss and Loss Expense Payments								12
	1	2	3	Loss Payments		Defense and Cost Containment Payments		Adjusting and Other Payments		10	11	Number of Claims Reported Direct and Assumed
				4	5	6	7	8	9			
				Direct and Assumed	Ceded	Direct and Assumed	Ceded	Direct and Assumed	Ceded			
1. Prior.....	XXX.....	XXX.....	XXX.....									XXX.....
2. 2015.....												
3. 2016.....												
4. 2017.....												
5. 2018.....												
6. 2019.....												
7. 2020.....	40.....	40.....		5.....	5.....							2.....
8. 2021.....	514.....	514.....		1,224.....	1,224.....			11.....	11.....			43.....
9. 2022.....	245.....	245.....		126.....	126.....			3.....	3.....			15.....
10. 2023.....												
11. 2024.....												
12. Totals	XXX	XXX	XXX	1,355	1,355			14	14			XXX

	Losses Unpaid				Defense and Cost Containment Unpaid				Adjusting and Other Unpaid		23	24	25
	Case Basis		Bulk + IBNR		Case Basis		Bulk + IBNR		Adjusting and Other Unpaid		Salvage and Subrogation Anticipated	Total Net Losses and Expenses Unpaid	Number of Claims Outstanding Direct and Assumed
	13	14	15	16	17	18	19	20	21	22			
	Direct and Assumed	Ceded	Direct and Assumed	Ceded	Direct and Assumed	Ceded	Direct and Assumed	Ceded	Direct and Assumed	Ceded			
1. Prior.....													
2. 2015.....													
3. 2016.....													
4. 2017.....													
5. 2018.....													
6. 2019.....													
7. 2020.....													
8. 2021.....													
9. 2022.....													1
10. 2023.....													
11. 2024.....													
12. Totals													1

	Total Losses and Loss Expenses Incurred			Loss and Loss Expense Percentage (Incurred /Premiums Earned)			Nontabular Discount		34 Inter-Company Pooling Participation Percentage	Net Balance Sheet Reserves After Discount	
	26	27	28	29	30	31	32	33		35	36
	Direct and Assumed	Ceded	Net	Direct and Assumed	Ceded	Net	Loss	Loss Expense		Losses Unpaid	Loss Expenses Unpaid
1. Prior.....	XXX.....	XXX.....	XXX.....	XXX.....	XXX.....	XXX.....			XXX.....		
2. 2015.....											
3. 2016.....											
4. 2017.....											
5. 2018.....											
6. 2019.....											
7. 2020.....	5.....	5.....		12.5.....	12.5.....						
8. 2021.....	1,235.....	1,235.....		240.3.....	240.3.....						
9. 2022.....	129.....	129.....		52.7.....	52.7.....						
10. 2023.....											
11. 2024.....											
12. Totals	XXX	XXX	XXX	XXX	XXX	XXX			XXX		

ANNUAL STATEMENT FOR THE YEAR 2024 OF THE METROPOLITAN GENERAL INSURANCE COMPANY

SCHEDULE P - PART 1B - PRIVATE PASSENGER AUTO LIABILITY/MEDICAL

(\$000 OMITTED)

Years in Which Premiums Were Earned and Losses Were Incurred	Premiums Earned			Loss and Loss Expense Payments								12
	1 Direct and Assumed	2 Ceded	3 Net (1 - 2)	Loss Payments		Defense and Cost Containment Payments		Adjusting and Other Payments		10 Salvage and Subrogation Received	11 Total Net Paid Cols (4 - 5 + 6 - 7 + 8 - 9)	Number of Claims Reported Direct and Assumed
				4	5	6	7	8	9			
				Direct and Assumed	Ceded	Direct and Assumed	Ceded	Direct and Assumed	Ceded			
1. Prior.....	XXX.....	XXX.....	XXX.....	4	4							XXX.....
2. 2015.....	9,478.....	9,478.....		5,935	5,935	218	218	61	61			1,639
3. 2016.....	8,625.....	8,625.....		6,841	6,841	537	537	115	115			1,514
4. 2017.....	9,506.....	9,506.....		7,180	7,180	287	287	74	74			1,572
5. 2018.....	9,515.....	9,515.....		7,536	7,536	213	213	44	44			1,636
6. 2019.....	8,514.....	8,514.....		6,503	6,503	274	274	52	52			1,383
7. 2020.....	7,874.....	7,874.....		4,482	4,482	130	130	19	19			852
8. 2021.....	7,630.....	7,630.....		4,707	4,707	140	140	13	13			862
9. 2022.....	2,551.....	2,551.....		1,118	1,118	19	19	2	2			299
10. 2023.....	5.....	5.....										
11. 2024.....												
12. Totals	XXX	XXX	XXX	44,306	44,306	1,818	1,818	380	380			XXX

	Losses Unpaid				Defense and Cost Containment Unpaid				Adjusting and Other Unpaid		23	24	25
	Case Basis		Bulk + IBNR		Case Basis		Bulk + IBNR						
	13	14	15	16	17	18	19	20	21	22			
	Direct and Assumed	Ceded	Direct and Assumed	Ceded	Direct and Assumed	Ceded	Direct and Assumed	Ceded	Direct and Assumed	Ceded			
1. Prior.....	269	269	179	179			10	10	46	46			1
2. 2015.....					1	1	2	2					
3. 2016.....	8	8					1	1					1
4. 2017.....	5	5	3	3	2	2	4	4	1	1			1
5. 2018.....					3	3	3	3					
6. 2019.....	165	165	38	38	1	1			8	8			8
7. 2020.....	253	253			10	10	5	5	4	4			1
8. 2021.....	564	564	224	224	43	43	1	1	18	18			7
9. 2022.....	441	441	50	50	1	1			11	11			7
10. 2023.....													
11. 2024.....													
12. Totals	1,705	1,705	494	494	61	61	26	26	88	88			26

	Total Losses and Loss Expenses Incurred			Loss and Loss Expense Percentage (Incurred /Premiums Earned)			Nontabular Discount		34 Inter-Company Pooling Participation Percentage	Net Balance Sheet Reserves After Discount	
	26	27	28	29	30	31	32	33		35	36
	Direct and Assumed	Ceded	Net	Direct and Assumed	Ceded	Net	Loss	Loss Expense		Losses Unpaid	Loss Expenses Unpaid

1. Prior.....	XXX.....	XXX.....	XXX.....	XXX.....	XXX.....	XXX.....	XXX.....
2. 2015.....	6,217.....	6,217.....	65.6.....	65.6.....
3. 2016.....	7,502.....	7,502.....	87.0.....	87.0.....
4. 2017.....	7,556.....	7,556.....	79.5.....	79.5.....
5. 2018.....	7,799.....	7,799.....	82.0.....	82.0.....
6. 2019.....	7,041.....	7,041.....	82.7.....	82.7.....
7. 2020.....	4,903.....	4,903.....	62.3.....	62.3.....
8. 2021.....	5,710.....	5,710.....	74.8.....	74.8.....
9. 2022.....	1,642.....	1,642.....	64.4.....	64.4.....
10. 2023.....
11. 2024.....
12. Totals	XXX	XXX	XXX	XXX	XXX	XXX	XXX

Schedule P - Part 1C - Commercial Auto/Truck Liability/Medical

N O N E

Schedule P - Part 1D - Workers' Compensation (Excluding Excess Workers' Compensation)

N O N E

ANNUAL STATEMENT FOR THE YEAR 2024 OF THE METROPOLITAN GENERAL INSURANCE COMPANY

SCHEDULE P - PART 1E - COMMERCIAL MULTIPLE PERIL

(\$000 OMITTED)

Years in Which Premiums Were Earned and Losses Were Incurred	Premiums Earned			Loss and Loss Expense Payments								12
	1 Direct and Assumed	2 Ceded	3 Net (1 - 2)	Loss Payments		Defense and Cost Containment Payments		Adjusting and Other Payments		10 Salvage and Subrogation Received	11 Total Net Paid Cols (4 - 5 + 6 - 7 + 8 - 9)	Number of Claims Reported Direct and Assumed
				4 Direct and Assumed	5 Ceded	6 Direct and Assumed	7 Ceded	8 Direct and Assumed	9 Ceded			
1. Prior.....	XXX.....	XXX.....	XXX.....									XXX.....
2. 2015.....	11.....	11.....										2.....
3. 2016.....	32.....	32.....		3.....	3.....			1.....	1.....			7.....
4. 2017.....	72.....	72.....		15.....	15.....							12.....
5. 2018.....	120.....	120.....		81.....	81.....			4.....	4.....			6.....
6. 2019.....	115.....	115.....		23.....	23.....			4.....	4.....			3.....
7. 2020.....	87.....	87.....										3.....
8. 2021.....	18.....	18.....										
9. 2022.....												
10. 2023.....												
11. 2024.....												
12. Totals	XXX	XXX	XXX	122	122			9	9			XXX

	Losses Unpaid				Defense and Cost Containment Unpaid				Adjusting and Other Unpaid		23	24	25
	Case Basis		Bulk + IBNR		Case Basis		Bulk + IBNR						
	13	14	15	16	17	18	19	20	21	22			
	Direct and Assumed	Ceded	Direct and Assumed	Ceded	Direct and Assumed	Ceded	Direct and Assumed	Ceded	Direct and Assumed	Ceded			
1. Prior.....													
2. 2015.....													
3. 2016.....													
4. 2017.....													
5. 2018.....													
6. 2019.....													
7. 2020.....													
8. 2021.....													
9. 2022.....													
10. 2023.....													
11. 2024.....													
12. Totals													

	Total Losses and Loss Expenses Incurred			Loss and Loss Expense Percentage (Incurred /Premiums Earned)			Nontabular Discount		34 Inter-Company Pooling Participation Percentage	Net Balance Sheet Reserves After Discount	
	26	27	28	29	30	31	32	33		35	36
	Direct and Assumed	Ceded	Net	Direct and Assumed	Ceded	Net	Loss	Loss Expense		Losses Unpaid	Loss Expenses Unpaid
1. Prior.....	XXX.....	XXX.....	XXX.....	XXX.....	XXX.....	XXX.....			XXX.....		
2. 2015.....											
3. 2016.....	4.....	4.....		12.5.....	12.5.....						
4. 2017.....	15.....	15.....		20.8.....	20.8.....						
5. 2018.....	85.....	85.....		70.8.....	70.8.....						
6. 2019.....	27.....	27.....		23.5.....	23.5.....						
7. 2020.....											
8. 2021.....											
9. 2022.....											
10. 2023.....											
11. 2024.....											
12. Totals	XXX	XXX	XXX	XXX	XXX	XXX			XXX		

Schedule P - Part 1F - Section 1 - Medical Professional Liability - Occurrence

N O N E

Schedule P - Part 1F - Section 2 - Medical Professional Liability - Claims-Made

N O N E

Schedule P - Part 1G - Special Liability (Ocean Marine, Aircraft (all perils), Boiler and Machinery)

N O N E

ANNUAL STATEMENT FOR THE YEAR 2024 OF THE METROPOLITAN GENERAL INSURANCE COMPANY

SCHEDULE P - PART 1H - SECTION 1 - OTHER LIABILITY - OCCURRENCE

(\$000 OMITTED)

Years in Which Premiums Were Earned and Losses Were Incurred	Premiums Earned			Loss and Loss Expense Payments								12
	1 Direct and Assumed	2 Ceded	3 Net (1 - 2)	Loss Payments		Defense and Cost Containment Payments		Adjusting and Other Payments		10 Salvage and Subrogation Received	11 Total Net Paid Cols (4 - 5 + 6 - 7 + 8 - 9)	Number of Claims Reported Direct and Assumed
				4 Direct and Assumed	5 Ceded	6 Direct and Assumed	7 Ceded	8 Direct and Assumed	9 Ceded			
1. Prior.....	XXX.....	XXX.....	XXX.....	5							5	XXX.....
2. 2015.....				11							11	
3. 2016.....				15							15	
4. 2017.....				54							54	
5. 2018.....				146							146	
6. 2019.....				516							516	
7. 2020.....				2,456							2,456	
8. 2021.....	65,141		65,141	19,886							19,886	1
9. 2022.....	94,777		94,777	21,867							21,867	21
10. 2023.....	119,818		119,818	33,352							33,352	519
11. 2024.....	183,034		183,034	52,605							52,605	804
12. Totals	XXX	XXX	XXX	130,913							130,913	XXX

	Losses Unpaid				Defense and Cost Containment Unpaid				Adjusting and Other Unpaid		23	24	25
	Case Basis		Bulk + IBNR		Case Basis		Bulk + IBNR						
	13	14	15	16	17	18	19	20	21	22			
	Direct and Assumed	Ceded	Direct and Assumed	Ceded	Direct and Assumed	Ceded	Direct and Assumed	Ceded	Direct and Assumed	Ceded			
1. Prior.....													
2. 2015.....													
3. 2016.....													
4. 2017.....													
5. 2018.....													
6. 2019.....													
7. 2020.....													
8. 2021.....													
9. 2022.....													
10. 2023.....			47									47	
11. 2024.....			12,257									12,257	22
12. Totals			12,304									12,304	22

	Total Losses and Loss Expenses Incurred			Loss and Loss Expense Percentage (Incurred /Premiums Earned)			Nontabular Discount		34 Inter-Company Pooling Participation Percentage	Net Balance Sheet Reserves After Discount	
	26	27	28	29	30	31	32	33		35	36
	Direct and Assumed	Ceded	Net	Direct and Assumed	Ceded	Net	Loss	Loss Expense		Losses Unpaid	Loss Expenses Unpaid
1. Prior.....	XXX.....	XXX.....	XXX.....	XXX.....	XXX.....	XXX.....			XXX.....		
2. 2015.....	11		11								
3. 2016.....	15		15								
4. 2017.....	54		54								
5. 2018.....	146		146								
6. 2019.....	516		516								
7. 2020.....	2,456		2,456								
8. 2021.....	19,886		19,886	30.5		30.5					
9. 2022.....	21,867		21,867	23.1		23.1					
10. 2023.....	33,399		33,399	27.9		27.9				47	
11. 2024.....	64,862		64,862	35.4		35.4				12,257	
12. Totals	XXX	XXX	XXX	XXX	XXX	XXX			XXX	12,304	

ANNUAL STATEMENT FOR THE YEAR 2024 OF THE METROPOLITAN GENERAL INSURANCE COMPANY

SCHEDULE P - PART 1H - SECTION 2 - OTHER LIABILITY - CLAIMS-MADE

(\$000 OMITTED)

Years in Which Premiums Were Earned and Losses Were Incurred	Premiums Earned			Loss and Loss Expense Payments								12
	1	2	3	Loss Payments		Defense and Cost Containment Payments		Adjusting and Other Payments		10	11	Number of Claims Reported Direct and Assumed
	Direct and Assumed	Ceded	Net (1 - 2)	4	5	6	7	8	9	Salvage and Subrogation Received	Total Net Paid Cols (4 - 5 + 6 - 7 + 8 - 9)	
				Direct and Assumed	Ceded	Direct and Assumed	Ceded	Direct and Assumed	Ceded			
1. Prior.....	XXX	XXX	XXX									XXX
2. 2015.....												
3. 2016.....												
4. 2017.....												
5. 2018.....												
6. 2019.....												
7. 2020.....												
8. 2021.....												
9. 2022.....												
10. 2023.....												
11. 2024.....												
12. Totals	XXX	XXX	XXX									XXX

NONE

	Losses Unpaid				Defense and Cost Containment Unpaid				Adjusting and Other Unpaid		23	24	25
	Case Basis		Bulk + IBNR		Case Basis		Bulk + IBNR		Adjusting and Other Unpaid				
	13	14	15	16	17	18	19	20	21	22			
	Direct and Assumed	Ceded	Direct and Assumed	Ceded	Direct and Assumed	Ceded	Direct and Assumed	Ceded	Direct and Assumed	Ceded			
1. Prior.....													
2. 2015.....													
3. 2016.....													
4. 2017.....													
5. 2018.....													
6. 2019.....													
7. 2020.....													
8. 2021.....													
9. 2022.....													
10. 2023.....													
11. 2024.....													
12. Totals													

NONE

	Total Losses and Loss Expenses Incurred			Loss and Loss Expense Percentage (Incurred /Premiums Earned)			Nontabular Discount		34 Inter-Company Pooling Participation Percentage	Net Balance Sheet Reserves After Discount	
	26	27	28	29	30	31	32	33		35	36
	Direct and Assumed	Ceded	Net	Direct and Assumed	Ceded	Net	Loss	Loss Expense		Losses Unpaid	Loss Expenses Unpaid
1. Prior.....	XXX	XXX	XXX	XXX	XXX	XXX			XXX		
2. 2015.....											
3. 2016.....											
4. 2017.....											
5. 2018.....											
6. 2019.....											
7. 2020.....											
8. 2021.....											
9. 2022.....											
10. 2023.....											
11. 2024.....											
12. Totals	XXX	XXX	XXX	XXX	XXX	XXX			XXX		

NONE

ANNUAL STATEMENT FOR THE YEAR 2024 OF THE METROPOLITAN GENERAL INSURANCE COMPANY

SCHEDULE P - PART 11 - SPECIAL PROPERTY (FIRE, ALLIED LINES, INLAND MARINE, EARTHQUAKE, BURGLARY AND THEFT)

(\$000 OMITTED)

Years in Which Premiums Were Earned and Losses Were Incurred	Premiums Earned			Loss and Loss Expense Payments								12 Number of Claims Reported Direct and Assumed
	1	2	3	Loss Payments		Defense and Cost Containment Payments		Adjusting and Other Payments		10	11	
	Direct and Assumed	Ceded	Net (1 - 2)	4	5	6	7	8	9	Salvage and Subrogation Received	Total Net Paid Cols (4 - 5 + 6 - 7 + 8 - 9)	
1. Prior.....	XXX.....	XXX.....	XXX.....									XXX.....
2. 2015.....												XXX.....
3. 2016.....												XXX.....
4. 2017.....												XXX.....
5. 2018.....												XXX.....
6. 2019.....												XXX.....
7. 2020.....												XXX.....
8. 2021.....	5.....	5.....										XXX.....
9. 2022.....												XXX.....
10. 2023.....												XXX.....
11. 2024.....												XXX.....
12. Totals	XXX	XXX	XXX									XXX

	Losses Unpaid				Defense and Cost Containment Unpaid				Adjusting and Other Unpaid		23	24	25
	Case Basis		Bulk + IBNR		Case Basis		Bulk + IBNR				Salvage and Subrogation Anticipated	Total Net Losses and Expenses Unpaid	Number of Claims Outstanding Direct and Assumed
	13	14	15	16	17	18	19	20	21	22			
	Direct and Assumed	Ceded	Direct and Assumed	Ceded	Direct and Assumed	Ceded	Direct and Assumed	Ceded	Direct and Assumed	Ceded			
1. Prior.....													
2. 2015.....													
3. 2016.....													
4. 2017.....													
5. 2018.....													
6. 2019.....													
7. 2020.....													
8. 2021.....													
9. 2022.....													
10. 2023.....													
11. 2024.....													
12. Totals													

	Total Losses and Loss Expenses Incurred			Loss and Loss Expense Percentage (Incurred /Premiums Earned)			Nontabular Discount		34	Net Balance Sheet Reserves After Discount	
	26	27	28	29	30	31	32	33	Inter-Company Pooling Participation Percentage	35	36
	Direct and Assumed	Ceded	Net	Direct and Assumed	Ceded	Net	Loss	Loss Expense		Losses Unpaid	Loss Expenses Unpaid
1. Prior.....	XXX.....	XXX.....	XXX.....	XXX.....	XXX.....	XXX.....			XXX.....		
2. 2015.....											
3. 2016.....											
4. 2017.....											
5. 2018.....											
6. 2019.....											
7. 2020.....											
8. 2021.....											
9. 2022.....											
10. 2023.....											
11. 2024.....											
12. Totals	XXX	XXX	XXX	XXX	XXX	XXX			XXX		

ANNUAL STATEMENT FOR THE YEAR 2024 OF THE METROPOLITAN GENERAL INSURANCE COMPANY

SCHEDULE P - PART 1J - AUTO PHYSICAL DAMAGE

(\$000 OMITTED)												
Years in Which Premiums Were Earned and Losses Were Incurred	Premiums Earned			Loss and Loss Expense Payments								12 Number of Claims Reported Direct and Assumed
	1 Direct and Assumed	2 Ceded	3 Net (1 - 2)	Loss Payments		Defense and Cost Containment Payments		Adjusting and Other Payments		10 Salvage and Subrogation Received	11 Total Net Paid Cols (4 - 5 + 6 - 7 + 8 - 9)	
				4 Direct and Assumed	5 Ceded	6 Direct and Assumed	7 Ceded	8 Direct and Assumed	9 Ceded			
1. Prior.....	XXX.....	XXX.....	XXX.....	1	1							XXX.....
2. 2015.....	7,329.....	7,329.....		3,821.....	3,821.....	20.....	20.....	64.....	64.....			
3. 2016.....	7,139.....	7,139.....		3,954.....	3,954.....	17.....	17.....	46.....	46.....			
4. 2017.....	7,680.....	7,680.....		4,587.....	4,587.....	14.....	14.....	71.....	71.....			
5. 2018.....	7,830.....	7,830.....		4,354.....	4,354.....	11.....	11.....	76.....	76.....			1
6. 2019.....	7,782.....	7,782.....		1,757.....	1,757.....	11.....	11.....	72.....	72.....			5
7. 2020.....	7,745.....	7,745.....		3,477.....	3,477.....	5.....	5.....	52.....	52.....			4
8. 2021.....	8,087.....	8,087.....		4,274.....	4,274.....	13.....	13.....	36.....	36.....			2,920
9. 2022.....	3,136.....	3,136.....		1,985.....	1,985.....	14.....	14.....	3.....	3.....			1,186
10. 2023.....	4.....	4.....										
11. 2024.....												
12. Totals	XXX	XXX	XXX	28,210	28,210	105	105	420	420			XXX

	Losses Unpaid				Defense and Cost Containment Unpaid				Adjusting and Other Unpaid		23	24	25
	Case Basis		Bulk + IBNR		Case Basis		Bulk + IBNR						
	13	14	15	16	17	18	19	20	21	22			
	Direct and Assumed	Ceded	Direct and Assumed	Ceded	Direct and Assumed	Ceded	Direct and Assumed	Ceded	Direct and Assumed	Ceded			
1. Prior.....													
2. 2015.....													
3. 2016.....													
4. 2017.....													
5. 2018.....													
6. 2019.....													
7. 2020.....													
8. 2021.....													
9. 2022.....													
10. 2023.....													
11. 2024.....													
12. Totals													

	Total Losses and Loss Expenses Incurred			Loss and Loss Expense Percentage (Incurred /Premiums Earned)			Nontabular Discount		34 Inter-Company Pooling Participation Percentage	Net Balance Sheet Reserves After Discount	
	26	27	28	29	30	31	32	33		35	36
	Direct and Assumed	Ceded	Net	Direct and Assumed	Ceded	Net	Loss	Loss Expense		Losses Unpaid	Loss Expenses Unpaid
1. Prior.....	XXX.....	XXX.....	XXX.....	XXX.....	XXX.....	XXX.....			XXX.....		
2. 2015.....	3,906.....	3,906.....		53.3.....	53.3.....						
3. 2016.....	4,017.....	4,017.....		56.3.....	56.3.....						
4. 2017.....	4,672.....	4,672.....		60.8.....	60.8.....						
5. 2018.....	4,441.....	4,441.....		56.7.....	56.7.....						
6. 2019.....	1,839.....	1,839.....		23.6.....	23.6.....						
7. 2020.....	3,534.....	3,534.....		45.6.....	45.6.....						
8. 2021.....	4,323.....	4,323.....		53.5.....	53.5.....						
9. 2022.....	2,002.....	2,002.....		63.8.....	63.8.....						
10. 2023.....											
11. 2024.....											
12. Totals	XXX	XXX	XXX	XXX	XXX	XXX			XXX		

Schedule P - Part 1K - Fidelity/Surety

N O N E

Schedule P - Part 1L - Other (Including Credit, Accident and Health)

N O N E

Schedule P - Part 1M - International

N O N E

Schedule P - Part 1N - Reinsurance - Nonproportional Assumed Property

N O N E

Schedule P - Part 1O - Reinsurance - Nonproportional Assumed Liability

N O N E

Schedule P - Part 1P - Reinsurance - Nonproportional Assumed Financial Lines

N O N E

Schedule P - Part 1R - Section 1 - Products Liability - Occurrence

N O N E

Schedule P - Part 1R - Section 2 - Products Liability - Claims-Made

N O N E

Schedule P - Part 1S - Financial Guaranty/Mortgage Guaranty

N O N E

Schedule P - Part 1T - Warranty

N O N E

ANNUAL STATEMENT FOR THE YEAR 2024 OF THE METROPOLITAN GENERAL INSURANCE COMPANY

SCHEDULE P - PART 1U - PET INSURANCE PLANS

(\$000 OMITTED)

Years in Which Premiums Were Earned and Losses Were Incurred	Premiums Earned			Loss and Loss Expense Payments								12
	1 Direct and Assumed	2 Ceded	3 Net (1 - 2)	Loss Payments		Defense and Cost Containment Payments		Adjusting and Other Payments		10 Salvage and Subrogation Received	11 Total Net Paid Cols (4 - 5 + 6 - 7 + 8 - 9)	Number of Claims Reported Direct and Assumed
				4 Direct and Assumed	5 Ceded	6 Direct and Assumed	7 Ceded	8 Direct and Assumed	9 Ceded			
1. Prior.....	XXX.....	XXX.....	XXX.....									XXX.....
2. 2015.....												XXX.....
3. 2016.....												XXX.....
4. 2017.....												XXX.....
5. 2018.....												XXX.....
6. 2019.....												XXX.....
7. 2020.....												XXX.....
8. 2021.....	2,419.....		2,419.....	1,679.....				174.....			1,853.....	XXX.....
9. 2022.....	36,011.....		36,011.....	31,108.....				2,600.....			33,708.....	XXX.....
10. 2023.....	110,737.....		110,737.....	113,744.....				5,308.....			119,052.....	XXX.....
11. 2024.....	209,303.....		209,303.....	184,420.....				17,311.....			201,731.....	XXX.....
12. Totals.....	XXX.....	XXX.....	XXX.....	330,951.....				25,393.....			356,344.....	XXX.....

	Losses Unpaid				Defense and Cost Containment Unpaid				Adjusting and Other Unpaid		23	24	25
	Case Basis		Bulk + IBNR		Case Basis		Bulk + IBNR						
	13	14	15	16	17	18	19	20	21	22			
	Direct and Assumed	Ceded	Direct and Assumed	Ceded	Direct and Assumed	Ceded	Direct and Assumed	Ceded	Direct and Assumed	Ceded			
1. Prior.....													
2. 2015.....													
3. 2016.....													
4. 2017.....													
5. 2018.....													
6. 2019.....													
7. 2020.....													
8. 2021.....													
9. 2022.....			1									1	
10. 2023.....			38									38	
11. 2024			20,772									20,772	33,516
12. Totals			20,811									20,811	

	Total Losses and Loss Expenses Incurred			Loss and Loss Expense Percentage (Incurred /Premiums Earned)			Nontabular Discount		34 Inter-Company Pooling Participation Percentage	Net Balance Sheet Reserves After Discount	
	26	27	28	29	30	31	32	33		35	36
	Direct and Assumed	Ceded	Net	Direct and Assumed	Ceded	Net	Loss	Loss Expense		Losses Unpaid	Loss Expenses Unpaid
1. Prior.....	XXX.....	XXX.....	XXX.....	XXX.....	XXX.....	XXX.....			XXX.....		
2. 2015.....											
3. 2016.....											
4. 2017.....											
5. 2018.....											
6. 2019.....											
7. 2020.....											
8. 2021.....	1,853.....		1,853.....	76.6.....		76.6.....					
9. 2022.....	33,709.....		33,709.....	93.6.....		93.6.....				1.....	
10. 2023.....	119,090.....		119,090.....	107.5.....		107.5.....				38.....	
11. 2024.....	222,503.....		222,503.....	106.3.....		106.3.....				20,772.....	
12. Totals.....	XXX.....	XXX.....	XXX.....	XXX.....	XXX.....	XXX.....			XXX.....	20,811.....	

ANNUAL STATEMENT FOR THE YEAR 2024 OF THE METROPOLITAN GENERAL INSURANCE COMPANY

SCHEDULE P - PART 2A - HOMEOWNERS/FARMOWNERS

Years in Which Losses Were Incurred	INCURRED NET LOSSES AND DEFENSE AND COST CONTAINMENT EXPENSES REPORTED AT YEAR END (\$000 OMITTED)										DEVELOPMENT	
	1 2015	2 2016	3 2017	4 2018	5 2019	6 2020	7 2021	8 2022	9 2023	10 2024	11 One Year	12 Two Year
1. Prior.....												
2. 2015.....												
3. 2016.....	XXX											
4. 2017.....	XXX	XXX										
5. 2018.....	XXX	XXX	XXX									
6. 2019.....	XXX	XXX	XXX	XXX								
7. 2020.....	XXX	XXX	XXX	XXX	XXX							
8. 2021.....	XXX	XXX	XXX	XXX	XXX	XXX						
9. 2022.....	XXX	XXX	XXX	XXX	XXX	XXX	XXX					
10. 2023.....	XXX	XXX	XXX	XXX	XXX	XXX	XXX	XXX				XXX
11. 2024.....	XXX	XXX	XXX	XXX	XXX	XXX	XXX	XXX	XXX		XXX	XXX
12. Totals												

SCHEDULE P - PART 2B - PRIVATE PASSENGER AUTO LIABILITY/MEDICAL

1. Prior.....												
2. 2015.....												
3. 2016.....	XXX											
4. 2017.....	XXX	XXX										
5. 2018.....	XXX	XXX	XXX									
6. 2019.....	XXX	XXX	XXX	XXX								
7. 2020.....	XXX	XXX	XXX	XXX	XXX							
8. 2021.....	XXX	XXX	XXX	XXX	XXX	XXX						
9. 2022.....	XXX	XXX	XXX	XXX	XXX	XXX	XXX					
10. 2023.....	XXX	XXX	XXX	XXX	XXX	XXX	XXX	XXX				XXX
11. 2024.....	XXX	XXX	XXX	XXX	XXX	XXX	XXX	XXX	XXX		XXX	XXX
12. Totals												

SCHEDULE P - PART 2C - COMMERCIAL AUTO/TRUCK LIABILITY/MEDICAL

1. Prior.....												
2. 2015.....												
3. 2016.....	XXX											
4. 2017.....	XXX	XXX										
5. 2018.....	XXX	XXX	XXX									
6. 2019.....	XXX	XXX	XXX	XXX								
7. 2020.....	XXX	XXX	XXX	XXX	XXX							
8. 2021.....	XXX	XXX	XXX	XXX	XXX	XXX						
9. 2022.....	XXX	XXX	XXX	XXX	XXX	XXX	XXX					
10. 2023.....	XXX	XXX	XXX	XXX	XXX	XXX	XXX	XXX				XXX
11. 2024.....	XXX	XXX	XXX	XXX	XXX	XXX	XXX	XXX	XXX		XXX	XXX
12. Totals												

SCHEDULE P - PART 2D - WORKERS' COMPENSATION
(EXCLUDING EXCESS WORKERS' COMPENSATION)

1. Prior.....												
2. 2015.....												
3. 2016.....	XXX											
4. 2017.....	XXX	XXX										
5. 2018.....	XXX	XXX	XXX									
6. 2019.....	XXX	XXX	XXX	XXX								
7. 2020.....	XXX	XXX	XXX	XXX	XXX							
8. 2021.....	XXX	XXX	XXX	XXX	XXX	XXX						
9. 2022.....	XXX	XXX	XXX	XXX	XXX	XXX	XXX					
10. 2023.....	XXX	XXX	XXX	XXX	XXX	XXX	XXX	XXX				XXX
11. 2024.....	XXX	XXX	XXX	XXX	XXX	XXX	XXX	XXX	XXX		XXX	XXX
12. Totals												

SCHEDULE P - PART 2E - COMMERCIAL MULTIPLE PERIL

1. Prior.....												
2. 2015.....												
3. 2016.....	XXX											
4. 2017.....	XXX	XXX										
5. 2018.....	XXX	XXX	XXX									
6. 2019.....	XXX	XXX	XXX	XXX								
7. 2020.....	XXX	XXX	XXX	XXX	XXX							
8. 2021.....	XXX	XXX	XXX	XXX	XXX	XXX						
9. 2022.....	XXX	XXX	XXX	XXX	XXX	XXX	XXX					
10. 2023.....	XXX	XXX	XXX	XXX	XXX	XXX	XXX	XXX				XXX
11. 2024.....	XXX	XXX	XXX	XXX	XXX	XXX	XXX	XXX	XXX		XXX	XXX
12. Totals												

ANNUAL STATEMENT FOR THE YEAR 2024 OF THE METROPOLITAN GENERAL INSURANCE COMPANY

SCHEDULE P - PART 2F - SECTION 1 - MEDICAL PROFESSIONAL LIABILITY - OCCURRENCE

Years in Which Losses Were Incurred	INCURRED NET LOSSES AND DEFENSE AND COST CONTAINMENT EXPENSES REPORTED AT YEAR END (\$000 OMITTED)										DEVELOPMENT	
	1 2015	2 2016	3 2017	4 2018	5 2019	6 2020	7 2021	8 2022	9 2023	10 2024	11 One Year	12 Two Year
1. Prior.....												
2. 2015.....												
3. 2016.....	XXX											
4. 2017.....	XXX	XXX										
5. 2018.....	XXX	XXX	XXX									
6. 2019.....	XXX	XXX	XXX	XXX								
7. 2020.....	XXX	XXX	XXX	XXX	XXX							
8. 2021.....	XXX	XXX	XXX	XXX	XXX	XXX						
9. 2022.....	XXX	XXX	XXX	XXX	XXX	XXX	XXX					
10. 2023.....	XXX	XXX	XXX	XXX	XXX	XXX	XXX	XXX				XXX
11. 2024.....	XXX	XXX	XXX	XXX	XXX	XXX	XXX	XXX	XXX		XXX	XXX
12. Totals												

SCHEDULE P - PART 2F - SECTION 2 - MEDICAL PROFESSIONAL LIABILITY - CLAIMS-MADE

1. Prior.....												
2. 2015.....												
3. 2016.....	XXX											
4. 2017.....	XXX	XXX										
5. 2018.....	XXX	XXX	XXX									
6. 2019.....	XXX	XXX	XXX	XXX								
7. 2020.....	XXX	XXX	XXX	XXX	XXX							
8. 2021.....	XXX	XXX	XXX	XXX	XXX	XXX						
9. 2022.....	XXX	XXX	XXX	XXX	XXX	XXX	XXX					
10. 2023.....	XXX	XXX	XXX	XXX	XXX	XXX	XXX	XXX				XXX
11. 2024.....	XXX	XXX	XXX	XXX	XXX	XXX	XXX	XXX	XXX		XXX	XXX
12. Totals												

SCHEDULE P - PART 2G - SPECIAL LIABILITY (OCEAN MARINE, AIRCRAFT (ALL PERILS),
BOILER AND MACHINERY)

1. Prior.....												
2. 2015.....												
3. 2016.....	XXX											
4. 2017.....	XXX	XXX										
5. 2018.....	XXX	XXX	XXX									
6. 2019.....	XXX	XXX	XXX	XXX								
7. 2020.....	XXX	XXX	XXX	XXX	XXX							
8. 2021.....	XXX	XXX	XXX	XXX	XXX	XXX						
9. 2022.....	XXX	XXX	XXX	XXX	XXX	XXX	XXX					
10. 2023.....	XXX	XXX	XXX	XXX	XXX	XXX	XXX	XXX				XXX
11. 2024.....	XXX	XXX	XXX	XXX	XXX	XXX	XXX	XXX	XXX		XXX	XXX
12. Totals												

SCHEDULE P - PART 2H - SECTION 1 - OTHER LIABILITY - OCCURRENCE

1. Prior.....							3	6	7	12	5	6
2. 2015.....							3	6	8	11	3	5
3. 2016.....	XXX						9	13	15	15		2
4. 2017.....	XXX	XXX					19	48	54	54		6
5. 2018.....	XXX	XXX	XXX				80	125	138	146	8	21
6. 2019.....	XXX	XXX	XXX	XXX			314	484	508	516	8	32
7. 2020.....	XXX	XXX	XXX	XXX	XXX		1,950	2,398	2,446	2,456	10	58
8. 2021.....	XXX	XXX	XXX	XXX	XXX	XXX	21,809	19,519	19,841	19,886	45	367
9. 2022.....	XXX	XXX	XXX	XXX	XXX	XXX	XXX	26,267	21,816	21,867	51	(4,400)
10. 2023.....	XXX	XXX	XXX	XXX	XXX	XXX	XXX	XXX	36,293	33,399	(2,894)	XXX
11. 2024.....	XXX	XXX	XXX	XXX	XXX	XXX	XXX	XXX	XXX	64,862	XXX	XXX
12. Totals											(2,764)	(3,903)

SCHEDULE P - PART 2H - SECTION 2 - OTHER LIABILITY - CLAIMS-MADE

1. Prior.....												
2. 2015.....												
3. 2016.....	XXX											
4. 2017.....	XXX	XXX										
5. 2018.....	XXX	XXX	XXX									
6. 2019.....	XXX	XXX	XXX	XXX								
7. 2020.....	XXX	XXX	XXX	XXX	XXX							
8. 2021.....	XXX	XXX	XXX	XXX	XXX	XXX						
9. 2022.....	XXX	XXX	XXX	XXX	XXX	XXX	XXX					
10. 2023.....	XXX	XXX	XXX	XXX	XXX	XXX	XXX	XXX				XXX
11. 2024.....	XXX	XXX	XXX	XXX	XXX	XXX	XXX	XXX	XXX		XXX	XXX
12. Totals												

Schedule P - Part 2I - Special Property

N O N E

Schedule P - Part 2J - Auto Physical Damage

N O N E

Schedule P - Part 2K - Fidelity/Surety

N O N E

Schedule P - Part 2L - Other (Including Credit, Accident and Health)

N O N E

Schedule P - Part 2M - International

N O N E

Schedule P - Part 2N - Reinsurance - Nonproportional Assumed Property

N O N E

Schedule P - Part 2O - Reinsurance - Nonproportional Assumed Liability

N O N E

Schedule P - Part 2P - Reinsurance - Nonproportional Assumed Financial Lines

N O N E

ANNUAL STATEMENT FOR THE YEAR 2024 OF THE METROPOLITAN GENERAL INSURANCE COMPANY

SCHEDULE P - PART 2R - SECTION 1 - PRODUCTS LIABILITY - OCCURRENCE

Years in Which Losses Were Incurred	INCURRED NET LOSSES AND DEFENSE AND COST CONTAINMENT EXPENSES REPORTED AT YEAR END (\$000 OMITTED)										DEVELOPMENT	
	1 2015	2 2016	3 2017	4 2018	5 2019	6 2020	7 2021	8 2022	9 2023	10 2024	11 One Year	12 Two Year
1. Prior.....												
2. 2015.....												
3. 2016.....	XXX											
4. 2017.....	XXX	XXX										
5. 2018.....	XXX	XXX	XXX									
6. 2019.....	XXX	XXX	XXX	XXX								
7. 2020.....	XXX	XXX	XXX	XXX	XXX							
8. 2021.....	XXX	XXX	XXX	XXX	XXX	XXX						
9. 2022.....	XXX	XXX	XXX	XXX	XXX	XXX	XXX					
10. 2023.....	XXX	XXX	XXX	XXX	XXX	XXX	XXX	XXX				XXX
11. 2024.....	XXX	XXX	XXX	XXX	XXX	XXX	XXX	XXX	XXX		XXX	XXX
12. Totals												

SCHEDULE P - PART 2R - SECTION 2 - PRODUCTS LIABILITY - CLAIMS-MADE

1. Prior.....												
2. 2015.....												
3. 2016.....	XXX											
4. 2017.....	XXX	XXX										
5. 2018.....	XXX	XXX	XXX									
6. 2019.....	XXX	XXX	XXX	XXX								
7. 2020.....	XXX	XXX	XXX	XXX	XXX							
8. 2021.....	XXX	XXX	XXX	XXX	XXX	XXX						
9. 2022.....	XXX	XXX	XXX	XXX	XXX	XXX	XXX					
10. 2023.....	XXX	XXX	XXX	XXX	XXX	XXX	XXX	XXX				XXX
11. 2024.....	XXX	XXX	XXX	XXX	XXX	XXX	XXX	XXX	XXX		XXX	XXX
12. Totals												

SCHEDULE P - PART 2S - FINANCIAL GUARANTY/MORTGAGE GUARANTY

1. Prior.....												
2. 2015.....												
3. 2016.....	XXX											
4. 2017.....	XXX	XXX										
5. 2018.....	XXX	XXX	XXX									
6. 2019.....	XXX	XXX	XXX	XXX								
7. 2020.....	XXX	XXX	XXX	XXX	XXX							
8. 2021.....	XXX	XXX	XXX	XXX	XXX	XXX						
9. 2022.....	XXX	XXX	XXX	XXX	XXX	XXX	XXX					
10. 2023.....	XXX	XXX	XXX	XXX	XXX	XXX	XXX	XXX				XXX
11. 2024.....	XXX	XXX	XXX	XXX	XXX	XXX	XXX	XXX	XXX		XXX	XXX
12. Totals												

SCHEDULE P - PART 2T - WARRANTY

1. Prior.....												
2. 2015.....												
3. 2016.....	XXX											
4. 2017.....	XXX	XXX										
5. 2018.....	XXX	XXX	XXX									
6. 2019.....	XXX	XXX	XXX	XXX								
7. 2020.....	XXX	XXX	XXX	XXX	XXX							
8. 2021.....	XXX	XXX	XXX	XXX	XXX	XXX						
9. 2022.....	XXX	XXX	XXX	XXX	XXX	XXX	XXX					
10. 2023.....	XXX	XXX	XXX	XXX	XXX	XXX	XXX	XXX				XXX
11. 2024.....	XXX	XXX	XXX	XXX	XXX	XXX	XXX	XXX	XXX		XXX	XXX
12. Totals												

SCHEDULE P - PART 2U - PET INSURANCE PLANS

1. Prior.....												
2. 2015.....												
3. 2016.....	XXX											
4. 2017.....	XXX	XXX										
5. 2018.....	XXX	XXX	XXX									
6. 2019.....	XXX	XXX	XXX	XXX								
7. 2020.....	XXX	XXX	XXX	XXX	XXX							
8. 2021.....	XXX	XXX	XXX	XXX	XXX	XXX	1,466	1,679	1,679	1,679		
9. 2022.....	XXX	XXX	XXX	XXX	XXX	XXX	XXX	31,982	31,107	31,109	2	(873)
10. 2023.....	XXX	XXX	XXX	XXX	XXX	XXX	XXX	XXX	115,934	113,782	(2,152)	XXX
11. 2024.....	XXX	XXX	XXX	XXX	XXX	XXX	XXX	XXX	XXX	205,192	XXX	XXX
12. Totals											(2,150)	(873)

SCHEDULE P - PART 3A - HOMEOWNERS/FAROWNERS

Years in Which Losses Were Incurred	CUMULATIVE PAID NET LOSSES AND DEFENSE AND COST CONTAINMENT EXPENSES REPORTED AT YEAR END (\$000 OMITTED)										11 Number of Claims Closed With Loss Payment	12 Number of Claims Closed Without Loss Payment
	1	2	3	4	5	6	7	8	9	10		
	2015	2016	2017	2018	2019	2020	2021	2022	2023	2024		
1. Prior.....	000.....											
2. 2015.....												
3. 2016.....	XXX.....											
4. 2017.....	XXX.....	XXX.....										
5. 2018.....	XXX.....	XXX.....	XXX.....									
6. 2019.....	XXX.....	XXX.....	XXX.....	XXX.....								
7. 2020.....	XXX.....	XXX.....	XXX.....	XXX.....	XXX.....						2.....	
8. 2021.....	XXX.....	XXX.....	XXX.....	XXX.....	XXX.....	XXX.....					25.....	18.....
9. 2022.....	XXX.....	XXX.....	XXX.....	XXX.....	XXX.....	XXX.....	XXX.....				10.....	4.....
10. 2023.....	XXX.....	XXX.....	XXX.....	XXX.....	XXX.....	XXX.....	XXX.....	XXX.....				
11. 2024.....	XXX.....	XXX.....	XXX.....	XXX.....	XXX.....	XXX.....	XXX.....	XXX.....	XXX.....			

SCHEDULE P - PART 3B - PRIVATE PASSENGER AUTO LIABILITY/MEDICAL

1. Prior.....	000.....										10,836.....	2,210.....
2. 2015.....											1,186.....	453.....
3. 2016.....	XXX.....										1,098.....	415.....
4. 2017.....	XXX.....	XXX.....									1,149.....	422.....
5. 2018.....	XXX.....	XXX.....	XXX.....								1,227.....	409.....
6. 2019.....	XXX.....	XXX.....	XXX.....	XXX.....							1,082.....	293.....
7. 2020.....	XXX.....	XXX.....	XXX.....	XXX.....	XXX.....						632.....	219.....
8. 2021.....	XXX.....	XXX.....	XXX.....	XXX.....	XXX.....	XXX.....					592.....	263.....
9. 2022.....	XXX.....	XXX.....	XXX.....	XXX.....	XXX.....	XXX.....	XXX.....				184.....	108.....
10. 2023.....	XXX.....	XXX.....	XXX.....	XXX.....	XXX.....	XXX.....	XXX.....	XXX.....				
11. 2024.....	XXX.....	XXX.....	XXX.....	XXX.....	XXX.....	XXX.....	XXX.....	XXX.....	XXX.....			

SCHEDULE P - PART 3C - COMMERCIAL AUTO/TRUCK LIABILITY/MEDICAL

1. Prior.....	000.....											
2. 2015.....												
3. 2016.....	XXX.....											
4. 2017.....	XXX.....	XXX.....										
5. 2018.....	XXX.....	XXX.....	XXX.....									
6. 2019.....	XXX.....	XXX.....	XXX.....	XXX.....								
7. 2020.....	XXX.....	XXX.....	XXX.....	XXX.....	XXX.....							
8. 2021.....	XXX.....	XXX.....	XXX.....	XXX.....	XXX.....	XXX.....						
9. 2022.....	XXX.....	XXX.....	XXX.....	XXX.....	XXX.....	XXX.....	XXX.....					
10. 2023.....	XXX.....	XXX.....	XXX.....	XXX.....	XXX.....	XXX.....	XXX.....	XXX.....				
11. 2024.....	XXX.....	XXX.....	XXX.....	XXX.....	XXX.....	XXX.....	XXX.....	XXX.....	XXX.....			

SCHEDULE P - PART 3D - WORKERS' COMPENSATION
(EXCLUDING EXCESS WORKERS' COMPENSATION)

1. Prior.....	000.....											
2. 2015.....												
3. 2016.....	XXX.....											
4. 2017.....	XXX.....	XXX.....										
5. 2018.....	XXX.....	XXX.....	XXX.....									
6. 2019.....	XXX.....	XXX.....	XXX.....	XXX.....								
7. 2020.....	XXX.....	XXX.....	XXX.....	XXX.....	XXX.....							
8. 2021.....	XXX.....	XXX.....	XXX.....	XXX.....	XXX.....	XXX.....						
9. 2022.....	XXX.....	XXX.....	XXX.....	XXX.....	XXX.....	XXX.....	XXX.....					
10. 2023.....	XXX.....	XXX.....	XXX.....	XXX.....	XXX.....	XXX.....	XXX.....	XXX.....				
11. 2024.....	XXX.....	XXX.....	XXX.....	XXX.....	XXX.....	XXX.....	XXX.....	XXX.....	XXX.....			

SCHEDULE P - PART 3E - COMMERCIAL MULTIPLE PERIL

1. Prior.....	000.....											
2. 2015.....												2.....
3. 2016.....	XXX.....											7.....
4. 2017.....	XXX.....	XXX.....										12.....
5. 2018.....	XXX.....	XXX.....	XXX.....									6.....
6. 2019.....	XXX.....	XXX.....	XXX.....	XXX.....								3.....
7. 2020.....	XXX.....	XXX.....	XXX.....	XXX.....	XXX.....							3.....
8. 2021.....	XXX.....	XXX.....	XXX.....	XXX.....	XXX.....	XXX.....						
9. 2022.....	XXX.....	XXX.....	XXX.....	XXX.....	XXX.....	XXX.....	XXX.....					
10. 2023.....	XXX.....	XXX.....	XXX.....	XXX.....	XXX.....	XXX.....	XXX.....	XXX.....				
11. 2024.....	XXX.....	XXX.....	XXX.....	XXX.....	XXX.....	XXX.....	XXX.....	XXX.....	XXX.....			

ANNUAL STATEMENT FOR THE YEAR 2024 OF THE METROPOLITAN GENERAL INSURANCE COMPANY

SCHEDULE P - PART 3F - SECTION 1 - MEDICAL PROFESSIONAL LIABILITY - OCCURRENCE

Years in Which Losses Were Incurred	CUMULATIVE PAID NET LOSSES AND DEFENSE AND COST CONTAINMENT EXPENSES REPORTED AT YEAR END (\$000 OMITTED)										11 Number of Claims Closed With Loss Payment	12 Number of Claims Closed Without Loss Payment
	1	2	3	4	5	6	7	8	9	10		
	2015	2016	2017	2018	2019	2020	2021	2022	2023	2024		
1. Prior.....	000.....											
2. 2015.....												
3. 2016.....	XXX.....											
4. 2017.....	XXX.....	XXX.....										
5. 2018.....	XXX.....	XXX.....	XXX.....									
6. 2019.....	XXX.....	XXX.....	XXX.....	XXX.....								
7. 2020.....	XXX.....	XXX.....	XXX.....	XXX.....	XXX.....							
8. 2021.....	XXX.....	XXX.....	XXX.....	XXX.....	XXX.....	XXX.....						
9. 2022.....	XXX.....	XXX.....	XXX.....	XXX.....	XXX.....	XXX.....	XXX.....					
10. 2023.....	XXX.....	XXX.....	XXX.....	XXX.....	XXX.....	XXX.....	XXX.....	XXX.....				
11. 2024.....	XXX.....	XXX.....	XXX.....	XXX.....	XXX.....	XXX.....	XXX.....	XXX.....	XXX.....			

SCHEDULE P - PART 3F - SECTION 2 - MEDICAL PROFESSIONAL LIABILITY - CLAIMS-MADE

1. Prior.....	000.....											
2. 2015.....												
3. 2016.....	XXX.....											
4. 2017.....	XXX.....	XXX.....										
5. 2018.....	XXX.....	XXX.....	XXX.....									
6. 2019.....	XXX.....	XXX.....	XXX.....	XXX.....								
7. 2020.....	XXX.....	XXX.....	XXX.....	XXX.....	XXX.....							
8. 2021.....	XXX.....	XXX.....	XXX.....	XXX.....	XXX.....	XXX.....						
9. 2022.....	XXX.....	XXX.....	XXX.....	XXX.....	XXX.....	XXX.....	XXX.....					
10. 2023.....	XXX.....	XXX.....	XXX.....	XXX.....	XXX.....	XXX.....	XXX.....	XXX.....				
11. 2024.....	XXX.....	XXX.....	XXX.....	XXX.....	XXX.....	XXX.....	XXX.....	XXX.....	XXX.....			

SCHEDULE P - PART 3G - SPECIAL LIABILITY (OCEAN MARINE, AIRCRAFT (ALL PERILS), BOILER AND MACHINERY)

1. Prior.....	000.....										XXX.....	XXX.....
2. 2015.....											XXX.....	XXX.....
3. 2016.....	XXX.....										XXX.....	XXX.....
4. 2017.....	XXX.....	XXX.....									XXX.....	XXX.....
5. 2018.....	XXX.....	XXX.....	XXX.....								XXX.....	XXX.....
6. 2019.....	XXX.....	XXX.....	XXX.....	XXX.....							XXX.....	XXX.....
7. 2020.....	XXX.....	XXX.....	XXX.....	XXX.....	XXX.....						XXX.....	XXX.....
8. 2021.....	XXX.....	XXX.....	XXX.....	XXX.....	XXX.....	XXX.....					XXX.....	XXX.....
9. 2022.....	XXX.....	XXX.....	XXX.....	XXX.....	XXX.....	XXX.....	XXX.....				XXX.....	XXX.....
10. 2023.....	XXX.....	XXX.....	XXX.....	XXX.....	XXX.....	XXX.....	XXX.....	XXX.....			XXX.....	XXX.....
11. 2024.....	XXX.....	XXX.....	XXX.....	XXX.....	XXX.....	XXX.....	XXX.....	XXX.....	XXX.....		XXX.....	XXX.....

SCHEDULE P - PART 3H - SECTION 1 - OTHER LIABILITY - OCCURRENCE

1. Prior.....	000.....							2.....	6.....	7.....	12.....	
2. 2015.....								3.....	6.....	8.....	11.....	
3. 2016.....	XXX.....							9.....	13.....	15.....	15.....	
4. 2017.....	XXX.....	XXX.....						19.....	48.....	54.....	54.....	
5. 2018.....	XXX.....	XXX.....	XXX.....					73.....	122.....	138.....	146.....	
6. 2019.....	XXX.....	XXX.....	XXX.....	XXX.....				299.....	480.....	508.....	516.....	
7. 2020.....	XXX.....	XXX.....	XXX.....	XXX.....	XXX.....			1,886.....	2,390.....	2,446.....	2,456.....	
8. 2021.....	XXX.....	XXX.....	XXX.....	XXX.....	XXX.....	XXX.....		14,467.....	19,454.....	19,841.....	19,886.....	1.....
9. 2022.....	XXX.....	XXX.....	XXX.....	XXX.....	XXX.....	XXX.....	XXX.....	17,878.....	21,816.....	21,867.....	21.....	
10. 2023.....	XXX.....	XXX.....	XXX.....	XXX.....	XXX.....	XXX.....	XXX.....	XXX.....	27,276.....	33,352.....	169.....	350.....
11. 2024.....	XXX.....	XXX.....	XXX.....	XXX.....	XXX.....	XXX.....	XXX.....	XXX.....	XXX.....	52,605.....	334.....	448.....

SCHEDULE P - PART 3H - SECTION 2 - OTHER LIABILITY - CLAIMS-MADE

1. Prior.....	000.....											
2. 2015.....												
3. 2016.....	XXX.....											
4. 2017.....	XXX.....	XXX.....										
5. 2018.....	XXX.....	XXX.....	XXX.....									
6. 2019.....	XXX.....	XXX.....	XXX.....	XXX.....								
7. 2020.....	XXX.....	XXX.....	XXX.....	XXX.....	XXX.....							
8. 2021.....	XXX.....	XXX.....	XXX.....	XXX.....	XXX.....	XXX.....						
9. 2022.....	XXX.....	XXX.....	XXX.....	XXX.....	XXX.....	XXX.....	XXX.....					
10. 2023.....	XXX.....	XXX.....	XXX.....	XXX.....	XXX.....	XXX.....	XXX.....	XXX.....				
11. 2024.....	XXX.....	XXX.....	XXX.....	XXX.....	XXX.....	XXX.....	XXX.....	XXX.....	XXX.....			

ANNUAL STATEMENT FOR THE YEAR 2024 OF THE METROPOLITAN GENERAL INSURANCE COMPANY

SCHEDULE P - PART 3I - SPECIAL PROPERTY (FIRE, ALLIED LINES, INLAND MARINE, EARTHQUAKE, BURGLARY, AND THEFT)

Years in Which Losses Were Incurred	CUMULATIVE PAID NET LOSSES AND DEFENSE AND COST CONTAINMENT EXPENSES REPORTED AT YEAR END (\$000 OMITTED)										11 Number of Claims Closed With Loss Payment	12 Number of Claims Closed Without Loss Payment
	1	2	3	4	5	6	7	8	9	10		
	2015	2016	2017	2018	2019	2020	2021	2022	2023	2024		
1. Prior.....	000.....										XXX.....	XXX.....
2. 2015.....											XXX.....	XXX.....
3. 2016.....	XXX.....										XXX.....	XXX.....
4. 2017.....	XXX.....	XXX.....									XXX.....	XXX.....
5. 2018.....	XXX.....	XXX.....	XXX.....								XXX.....	XXX.....
6. 2019.....	XXX.....	XXX.....	XXX.....	XXX.....							XXX.....	XXX.....
7. 2020.....	XXX.....	XXX.....	XXX.....	XXX.....	XXX.....						XXX.....	XXX.....
8. 2021.....	XXX.....	XXX.....	XXX.....	XXX.....	XXX.....	XXX.....					XXX.....	XXX.....
9. 2022.....	XXX.....	XXX.....	XXX.....	XXX.....	XXX.....	XXX.....	XXX.....				XXX.....	XXX.....
10. 2023.....	XXX.....	XXX.....	XXX.....	XXX.....	XXX.....	XXX.....	XXX.....	XXX.....			XXX.....	XXX.....
11. 2024.....	XXX.....	XXX.....	XXX.....	XXX.....	XXX.....	XXX.....	XXX.....	XXX.....	XXX.....		XXX.....	XXX.....

SCHEDULE P - PART 3J - AUTO PHYSICAL DAMAGE

1. Prior.....	000.....											
2. 2015.....												
3. 2016.....	XXX.....											
4. 2017.....	XXX.....	XXX.....										
5. 2018.....	XXX.....	XXX.....	XXX.....								1.....	
6. 2019.....	XXX.....	XXX.....	XXX.....	XXX.....							2.....	3.....
7. 2020.....	XXX.....	XXX.....	XXX.....	XXX.....	XXX.....						3.....	1.....
8. 2021.....	XXX.....	XXX.....	XXX.....	XXX.....	XXX.....	XXX.....					2,696.....	224.....
9. 2022.....	XXX.....	XXX.....	XXX.....	XXX.....	XXX.....	XXX.....	XXX.....				1,060.....	126.....
10. 2023.....	XXX.....	XXX.....	XXX.....	XXX.....	XXX.....	XXX.....	XXX.....	XXX.....				
11. 2024.....	XXX.....	XXX.....	XXX.....	XXX.....	XXX.....	XXX.....	XXX.....	XXX.....	XXX.....			

SCHEDULE P - PART 3K - FIDELITY/SURETY

1. Prior.....	000.....										XXX.....	XXX.....
2. 2015.....											XXX.....	XXX.....
3. 2016.....	XXX.....										XXX.....	XXX.....
4. 2017.....	XXX.....	XXX.....									XXX.....	XXX.....
5. 2018.....	XXX.....	XXX.....	XXX.....								XXX.....	XXX.....
6. 2019.....	XXX.....	XXX.....	XXX.....	XXX.....							XXX.....	XXX.....
7. 2020.....	XXX.....	XXX.....	XXX.....	XXX.....	XXX.....						XXX.....	XXX.....
8. 2021.....	XXX.....	XXX.....	XXX.....	XXX.....	XXX.....	XXX.....					XXX.....	XXX.....
9. 2022.....	XXX.....	XXX.....	XXX.....	XXX.....	XXX.....	XXX.....	XXX.....				XXX.....	XXX.....
10. 2023.....	XXX.....	XXX.....	XXX.....	XXX.....	XXX.....	XXX.....	XXX.....	XXX.....			XXX.....	XXX.....
11. 2024.....	XXX.....	XXX.....	XXX.....	XXX.....	XXX.....	XXX.....	XXX.....	XXX.....	XXX.....		XXX.....	XXX.....

SCHEDULE P - PART 3L - OTHER (INCLUDING CREDIT, ACCIDENT AND HEALTH)

1. Prior.....	000.....										XXX.....	XXX.....
2. 2015.....											XXX.....	XXX.....
3. 2016.....	XXX.....										XXX.....	XXX.....
4. 2017.....	XXX.....	XXX.....									XXX.....	XXX.....
5. 2018.....	XXX.....	XXX.....	XXX.....								XXX.....	XXX.....
6. 2019.....	XXX.....	XXX.....	XXX.....	XXX.....							XXX.....	XXX.....
7. 2020.....	XXX.....	XXX.....	XXX.....	XXX.....	XXX.....						XXX.....	XXX.....
8. 2021.....	XXX.....	XXX.....	XXX.....	XXX.....	XXX.....	XXX.....					XXX.....	XXX.....
9. 2022.....	XXX.....	XXX.....	XXX.....	XXX.....	XXX.....	XXX.....	XXX.....				XXX.....	XXX.....
10. 2023.....	XXX.....	XXX.....	XXX.....	XXX.....	XXX.....	XXX.....	XXX.....	XXX.....			XXX.....	XXX.....
11. 2024.....	XXX.....	XXX.....	XXX.....	XXX.....	XXX.....	XXX.....	XXX.....	XXX.....	XXX.....		XXX.....	XXX.....

SCHEDULE P - PART 3M - INTERNATIONAL

1. Prior.....	000.....										XXX.....	XXX.....
2. 2015.....											XXX.....	XXX.....
3. 2016.....	XXX.....										XXX.....	XXX.....
4. 2017.....	XXX.....	XXX.....									XXX.....	XXX.....
5. 2018.....	XXX.....	XXX.....	XXX.....								XXX.....	XXX.....
6. 2019.....	XXX.....	XXX.....	XXX.....	XXX.....							XXX.....	XXX.....
7. 2020.....	XXX.....	XXX.....	XXX.....	XXX.....	XXX.....						XXX.....	XXX.....
8. 2021.....	XXX.....	XXX.....	XXX.....	XXX.....	XXX.....	XXX.....					XXX.....	XXX.....
9. 2022.....	XXX.....	XXX.....	XXX.....	XXX.....	XXX.....	XXX.....	XXX.....				XXX.....	XXX.....
10. 2023.....	XXX.....	XXX.....	XXX.....	XXX.....	XXX.....	XXX.....	XXX.....	XXX.....			XXX.....	XXX.....
11. 2024.....	XXX.....	XXX.....	XXX.....	XXX.....	XXX.....	XXX.....	XXX.....	XXX.....	XXX.....		XXX.....	XXX.....

SCHEDULE P - PART 3N - REINSURANCE
NONPROPORTIONAL ASSUMED PROPERTY

Years in Which Losses Were Incurred	CUMULATIVE PAID NET LOSSES AND DEFENSE AND COST CONTAINMENT EXPENSES REPORTED AT YEAR END (\$000 OMITTED)										11 Number of Claims Closed With Loss Payment	12 Number of Claims Closed Without Loss Payment
	1	2	3	4	5	6	7	8	9	10		
	2015	2016	2017	2018	2019	2020	2021	2022	2023	2024		
1. Prior.....	000.....										XXX.....	XXX.....
2. 2015.....											XXX.....	XXX.....
3. 2016.....	XXX.....										XXX.....	XXX.....
4. 2017.....	XXX.....	XXX.....									XXX.....	XXX.....
5. 2018.....	XXX.....	XXX.....	XXX.....								XXX.....	XXX.....
6. 2019.....	XXX.....	XXX.....	XXX.....	XXX.....							XXX.....	XXX.....
7. 2020.....	XXX.....	XXX.....	XXX.....	XXX.....	XXX.....						XXX.....	XXX.....
8. 2021.....	XXX.....	XXX.....	XXX.....	XXX.....	XXX.....	XXX.....					XXX.....	XXX.....
9. 2022.....	XXX.....	XXX.....	XXX.....	XXX.....	XXX.....	XXX.....	XXX.....	XXX.....			XXX.....	XXX.....
10. 2023.....	XXX.....	XXX.....	XXX.....	XXX.....	XXX.....	XXX.....	XXX.....	XXX.....	XXX.....		XXX.....	XXX.....
11. 2024.....	XXX.....	XXX.....	XXX.....	XXX.....	XXX.....	XXX.....	XXX.....	XXX.....	XXX.....	XXX.....	XXX.....	XXX.....

SCHEDULE P - PART 3O - REINSURANCE
NONPROPORTIONAL ASSUMED LIABILITY

1. Prior.....	000.....										XXX.....	XXX.....
2. 2015.....											XXX.....	XXX.....
3. 2016.....	XXX.....										XXX.....	XXX.....
4. 2017.....	XXX.....	XXX.....									XXX.....	XXX.....
5. 2018.....	XXX.....	XXX.....	XXX.....								XXX.....	XXX.....
6. 2019.....	XXX.....	XXX.....	XXX.....	XXX.....							XXX.....	XXX.....
7. 2020.....	XXX.....	XXX.....	XXX.....	XXX.....	XXX.....						XXX.....	XXX.....
8. 2021.....	XXX.....	XXX.....	XXX.....	XXX.....	XXX.....	XXX.....					XXX.....	XXX.....
9. 2022.....	XXX.....	XXX.....	XXX.....	XXX.....	XXX.....	XXX.....	XXX.....	XXX.....			XXX.....	XXX.....
10. 2023.....	XXX.....	XXX.....	XXX.....	XXX.....	XXX.....	XXX.....	XXX.....	XXX.....	XXX.....		XXX.....	XXX.....
11. 2024.....	XXX.....	XXX.....	XXX.....	XXX.....	XXX.....	XXX.....	XXX.....	XXX.....	XXX.....	XXX.....	XXX.....	XXX.....

SCHEDULE P - PART 3P - REINSURANCE
NONPROPORTIONAL ASSUMED FINANCIAL LINES

1. Prior.....	000.....										XXX.....	XXX.....
2. 2015.....											XXX.....	XXX.....
3. 2016.....	XXX.....										XXX.....	XXX.....
4. 2017.....	XXX.....	XXX.....									XXX.....	XXX.....
5. 2018.....	XXX.....	XXX.....	XXX.....								XXX.....	XXX.....
6. 2019.....	XXX.....	XXX.....	XXX.....	XXX.....							XXX.....	XXX.....
7. 2020.....	XXX.....	XXX.....	XXX.....	XXX.....	XXX.....						XXX.....	XXX.....
8. 2021.....	XXX.....	XXX.....	XXX.....	XXX.....	XXX.....	XXX.....					XXX.....	XXX.....
9. 2022.....	XXX.....	XXX.....	XXX.....	XXX.....	XXX.....	XXX.....	XXX.....	XXX.....			XXX.....	XXX.....
10. 2023.....	XXX.....	XXX.....	XXX.....	XXX.....	XXX.....	XXX.....	XXX.....	XXX.....	XXX.....		XXX.....	XXX.....
11. 2024.....	XXX.....	XXX.....	XXX.....	XXX.....	XXX.....	XXX.....	XXX.....	XXX.....	XXX.....	XXX.....	XXX.....	XXX.....

ANNUAL STATEMENT FOR THE YEAR 2024 OF THE METROPOLITAN GENERAL INSURANCE COMPANY												
SCHEDULE P - PART 3R - SECTION 1 - PRODUCTS LIABILITY - OCCURRENCE												
Years in Which Losses Were Incurred	CUMULATIVE PAID NET LOSSES AND DEFENSE AND COST CONTAINMENT EXPENSES REPORTED AT YEAR END (\$000 OMITTED)										11 Number of Claims Closed With Loss Payment	12 Number of Claims Closed Without Loss Payment
	1	2	3	4	5	6	7	8	9	10		
	2015	2016	2017	2018	2019	2020	2021	2022	2023	2024		
1. Prior.....	000											
2. 2015.....												
3. 2016.....	XXX											
4. 2017.....	XXX	XXX										
5. 2018.....	XXX	XXX	XXX									
6. 2019.....	XXX	XXX	XXX	XXX								
7. 2020.....	XXX	XXX	XXX	XXX	XXX							
8. 2021.....	XXX	XXX	XXX	XXX	XXX	XXX						
9. 2022.....	XXX	XXX	XXX	XXX	XXX	XXX	XXX					
10. 2023.....	XXX	XXX	XXX	XXX	XXX	XXX	XXX	XXX				
11. 2024.....	XXX	XXX	XXX	XXX	XXX	XXX	XXX	XXX	XXX			

SCHEDULE P - PART 3R - SECTION 2 - PRODUCTS LIABILITY - CLAIMS-MADE												
1. Prior.....	000											
2. 2015.....												
3. 2016.....	XXX											
4. 2017.....	XXX	XXX										
5. 2018.....	XXX	XXX	XXX									
6. 2019.....	XXX	XXX	XXX	XXX								
7. 2020.....	XXX	XXX	XXX	XXX	XXX							
8. 2021.....	XXX	XXX	XXX	XXX	XXX	XXX						
9. 2022.....	XXX	XXX	XXX	XXX	XXX	XXX	XXX					
10. 2023.....	XXX	XXX	XXX	XXX	XXX	XXX	XXX	XXX				
11. 2024.....	XXX	XXX	XXX	XXX	XXX	XXX	XXX	XXX	XXX			

SCHEDULE P - PART 3S - FINANCIAL GUARANTY/MORTGAGE GUARANTY												
1. Prior.....	000										XXX	XXX
2. 2015.....											XXX	XXX
3. 2016.....	XXX										XXX	XXX
4. 2017.....	XXX	XXX									XXX	XXX
5. 2018.....	XXX	XXX	XXX								XXX	XXX
6. 2019.....	XXX	XXX	XXX	XXX							XXX	XXX
7. 2020.....	XXX	XXX	XXX	XXX	XXX						XXX	XXX
8. 2021.....	XXX	XXX	XXX	XXX	XXX	XXX					XXX	XXX
9. 2022.....	XXX	XXX	XXX	XXX	XXX	XXX	XXX				XXX	XXX
10. 2023.....	XXX	XXX	XXX	XXX	XXX	XXX	XXX	XXX			XXX	XXX
11. 2024.....	XXX	XXX	XXX	XXX	XXX	XXX	XXX	XXX	XXX		XXX	XXX

SCHEDULE P - PART 3T - WARRANTY												
1. Prior.....	000											
2. 2015.....												
3. 2016.....	XXX											
4. 2017.....	XXX	XXX										
5. 2018.....	XXX	XXX	XXX									
6. 2019.....	XXX	XXX	XXX	XXX								
7. 2020.....	XXX	XXX	XXX	XXX	XXX							
8. 2021.....	XXX	XXX	XXX	XXX	XXX	XXX						
9. 2022.....	XXX	XXX	XXX	XXX	XXX	XXX	XXX					
10. 2023.....	XXX	XXX	XXX	XXX	XXX	XXX	XXX	XXX				
11. 2024.....	XXX	XXX	XXX	XXX	XXX	XXX	XXX	XXX	XXX			

SCHEDULE P - PART 3U - PET INSURANCE PLANS												
1. Prior.....	000										XXX	XXX
2. 2015.....											XXX	XXX
3. 2016.....	XXX										XXX	XXX
4. 2017.....	XXX	XXX									XXX	XXX
5. 2018.....	XXX	XXX	XXX								XXX	XXX
6. 2019.....	XXX	XXX	XXX	XXX							XXX	XXX
7. 2020.....	XXX	XXX	XXX	XXX	XXX						XXX	XXX
8. 2021.....	XXX	XXX	XXX	XXX	XXX	XXX		1,679	1,679	1,679	XXX	XXX
9. 2022.....	XXX	XXX	XXX	XXX	XXX	XXX	XXX	27,840	31,100	31,108	XXX	XXX
10. 2023.....	XXX	XXX	XXX	XXX	XXX	XXX	XXX	XXX	103,856	113,744	XXX	XXX
11. 2024.....	XXX	XXX	XXX	XXX	XXX	XXX	XXX	XXX	XXX	184,420	XXX	XXX

ANNUAL STATEMENT FOR THE YEAR 2024 OF THE METROPOLITAN GENERAL INSURANCE COMPANY

SCHEDULE P - PART 4A - HOMEOWNERS/FARMOWNERS

Years in Which Losses Were Incurred	BULK AND IBNR RESERVES ON NET LOSSES AND DEFENSE AND COST CONTAINMENT EXPENSES REPORTED AT YEAR END (\$000 OMITTED)									
	1	2	3	4	5	6	7	8	9	10
	2015	2016	2017	2018	2019	2020	2021	2022	2023	2024
1. Prior.....										
2. 2015.....										
3. 2016.....	XXX									
4. 2017.....	XXX	XXX								
5. 2018.....	XXX	XXX	XX							
6. 2019.....	XXX	XXX	XX	XX						
7. 2020.....	XXX	XXX	XX	XXX	XX					
8. 2021.....	XXX	XXX	XXX	XXX	XXX	XXX				
9. 2022.....	XXX	XXX	XXX	XXX	XXX	XXX	XXX			
10. 2023.....	XXX	XXX	XXX	XXX	XXX	XXX	XXX	XXX		
11. 2024.....	XXX	XXX	XXX	XXX	XXX	XXX	XXX	XXX	XXX	

SCHEDULE P - PART 4B - PRIVATE PASSENGER AUTO LIABILITY/MEDICAL

1. Prior.....										
2. 2015.....										
3. 2016.....	XXX									
4. 2017.....	XXX	XXX								
5. 2018.....	XXX	XXX	XXX							
6. 2019.....	XXX	XXX	XX	XX						
7. 2020.....	XXX	XXX	XX	XX	XX					
8. 2021.....	XXX	XXX	XX	XX	XX	XX				
9. 2022.....	XXX	XXX	XX	XXX	XXX	XXX	XXX			
10. 2023.....	XXX	XXX	XXX	XXX	XXX	XXX	XXX	XXX		
11. 2024.....	XXX	XXX	XXX	XXX	XXX	XXX	XXX	XXX	XXX	

SCHEDULE P - PART 4C - COMMERCIAL AUTO/TRUCK LIABILITY/MEDICAL

1. Prior.....										
2. 2015.....										
3. 2016.....	XXX									
4. 2017.....	XXX	XXX								
5. 2018.....	XXX	XXX	XXX							
6. 2019.....	XXX	XXX	XX	XX						
7. 2020.....	XXX	XXX	XX	XX	XX					
8. 2021.....	XXX	XXX	XX	XX	XX	XX				
9. 2022.....	XXX	XXX	XX	XXX	XXX	XX	XXX			
10. 2023.....	XXX	XXX	XXX	XXX	XXX	XXX	XXX	XXX		
11. 2024.....	XXX	XXX	XXX	XXX	XXX	XXX	XXX	XXX	XXX	

**SCHEDULE P - PART 4D - WORKERS' COMPENSATION
(EXCLUDING EXCESS WORKERS' COMPENSATION)**

1. Prior.....										
2. 2015.....										
3. 2016.....	XXX									
4. 2017.....	XXX	XXX								
5. 2018.....	XXX	XXX	XXX							
6. 2019.....	XXX	XXX	XX	XX						
7. 2020.....	XXX	XXX	XX	XX	XX					
8. 2021.....	XXX	XXX	XX	XX	XX	XX				
9. 2022.....	XXX	XXX	XX	XXX	XXX	XX	XXX			
10. 2023.....	XXX	XXX	XXX	XXX	XXX	XXX	XXX	XXX		
11. 2024.....	XXX	XXX	XXX	XXX	XXX	XXX	XXX	XXX	XXX	

SCHEDULE P - PART 4E - COMMERCIAL MULTIPLE PERIL

1. Prior.....										
2. 2015.....										
3. 2016.....	XXX									
4. 2017.....	XXX	XXX								
5. 2018.....	XXX	XXX	XXX							
6. 2019.....	XXX	XXX	XX	XX						
7. 2020.....	XXX	XXX	XX	XX	XX					
8. 2021.....	XXX	XXX	XX	XX	XX	XX				
9. 2022.....	XXX	XXX	XX	XXX	XXX	XX	XXX			
10. 2023.....	XXX	XXX	XXX	XXX	XXX	XXX	XXX	XXX		
11. 2024.....	XXX	XXX	XXX	XXX	XXX	XXX	XXX	XXX	XXX	

ANNUAL STATEMENT FOR THE YEAR 2024 OF THE METROPOLITAN GENERAL INSURANCE COMPANY

SCHEDULE P - PART 4F - SECTION 1 - MEDICAL PROFESSIONAL LIABILITY - OCCURRENCE

Years in Which Losses Were Incurred	BULK AND IBNR RESERVES ON NET LOSSES AND DEFENSE AND COST CONTAINMENT EXPENSES REPORTED AT YEAR END (\$000 OMITTED)									
	1	2	3	4	5	6	7	8	9	10
	2015	2016	2017	2018	2019	2020	2021	2022	2023	2024
1. Prior.....										
2. 2015.....										
3. 2016.....	XXX									
4. 2017.....	XXX	XXX								
5. 2018.....	XXX	XXX	XX							
6. 2019.....	XXX	XXX	XX	XX						
7. 2020.....	XXX	XXX	XX	XXX	XXX					
8. 2021.....	XXX	XXX	XXX	XXX	XXX	XXX				
9. 2022.....	XXX	XXX	XXX	XXX	XXX	XXX	XXX			
10. 2023.....	XXX	XXX	XXX	XXX	XXX	XXX	XXX	XXX		
11. 2024.....	XXX	XXX	XXX	XXX	XXX	XXX	XXX	XXX	XXX	

SCHEDULE P - PART 4F - SECTION 2 - MEDICAL PROFESSIONAL LIABILITY - CLAIMS-MADE

1. Prior.....										
2. 2015.....										
3. 2016.....	XXX									
4. 2017.....	XXX	XXX								
5. 2018.....	XXX	XXX	XXX							
6. 2019.....	XXX	XXX	XX	XX						
7. 2020.....	XXX	XXX	XX	XX	XX					
8. 2021.....	XXX	XXX	XX	XX	XX	XX				
9. 2022.....	XXX	XXX	XX	XXX	XXX	XX	XXX			
10. 2023.....	XXX	XXX	XXX	XXX	XXX	XXX	XXX	XXX		
11. 2024.....	XXX	XXX	XXX	XXX	XXX	XXX	XXX	XXX	XXX	

SCHEDULE P - PART 4G - SPECIAL LIABILITY (OCEAN MARINE, AIRCRAFT (ALL PERILS), BOILER AND MACHINERY)

1. Prior.....										
2. 2015.....										
3. 2016.....	XXX									
4. 2017.....	XXX	XXX								
5. 2018.....	XXX	XXX	XXX							
6. 2019.....	XXX	XXX	XX	XX						
7. 2020.....	XXX	XXX	XX	XX	XX					
8. 2021.....	XXX	XXX	XX	XX	XX	XX				
9. 2022.....	XXX	XXX	XX	XXX	XXX	XX	XXX			
10. 2023.....	XXX	XXX	XXX	XXX	XXX	XXX	XXX	XXX		
11. 2024.....	XXX	XXX	XXX	XXX	XXX	XXX	XXX	XXX	XXX	

SCHEDULE P - PART 4H - SECTION 1 - OTHER LIABILITY - OCCURRENCE

1. Prior.....										
2. 2015.....										
3. 2016.....	XXX									
4. 2017.....	XXX	XXX								
5. 2018.....	XXX	XXX	XXX					3		
6. 2019.....	XXX	XXX	XXX	XXX				4		
7. 2020.....	XXX	XXX	XXX	XXX	XXX			8		
8. 2021.....	XXX	XXX	XXX	XXX	XXX	XXX		63		
9. 2022.....	XXX	XXX	XXX	XXX	XXX	XXX	XXX	8,385		
10. 2023.....	XXX	XXX	XXX	XXX	XXX	XXX	XXX	XXX	9,017	47
11. 2024.....	XXX	XXX	XXX	XXX	XXX	XXX	XXX	XXX	XXX	12,257

SCHEDULE P - PART 4H - SECTION 2 - OTHER LIABILITY - CLAIMS-MADE

1. Prior.....										
2. 2015.....										
3. 2016.....	XXX									
4. 2017.....	XXX	XXX								
5. 2018.....	XXX	XXX	XXX							
6. 2019.....	XXX	XXX	XX	XX						
7. 2020.....	XXX	XXX	XX	XX	XX					
8. 2021.....	XXX	XXX	XX	XX	XX	XX				
9. 2022.....	XXX	XXX	XX	XXX	XXX	XX	XXX			
10. 2023.....	XXX	XXX	XXX	XXX	XXX	XXX	XXX	XXX		
11. 2024.....	XXX	XXX	XXX	XXX	XXX	XXX	XXX	XXX	XXX	

Schedule P - Part 4I - Special Property

N O N E

Schedule P - Part 4J - Auto Physical Damage

N O N E

Schedule P - Part 4K - Fidelity/Surety

N O N E

Schedule P - Part 4L - Other (Including Credit, Accident and Health)

N O N E

Schedule P - Part 4M - International

N O N E

Schedule P - Part 4N - Reinsurance - Nonproportional Assumed Property

N O N E

Schedule P - Part 4O - Reinsurance - Nonproportional Assumed Liability

N O N E

Schedule P - Part 4P - Reinsurance - Nonproportional Assumed Financial Lines

N O N E

SCHEDULE P - PART 4R - SECTION 1 - PRODUCTS LIABILITY - OCCURRENCE

Years in Which Losses Were Incurred	BULK AND IBNR RESERVES ON NET LOSSES AND DEFENSE AND COST CONTAINMENT EXPENSES REPORTED AT YEAR END (\$000 OMITTED)									
	1	2	3	4	5	6	7	8	9	10
	2015	2016	2017	2018	2019	2020	2021	2022	2023	2024
1. Prior.....										
2. 2015.....										
3. 2016.....	XXX									
4. 2017.....	XXX	XXX								
5. 2018.....	XXX	XXX	XX							
6. 2019.....	XXX	XXX	XX	XX						
7. 2020.....	XXX	XXX	XX	XXX	XX					
8. 2021.....	XXX	XXX	XXX	XXX	XXX	XXX				
9. 2022.....	XXX	XXX	XXX	XXX	XXX	XXX	XXX			
10. 2023.....	XXX	XXX	XXX	XXX	XXX	XXX	XXX	XXX		
11. 2024.....	XXX	XXX	XXX	XXX	XXX	XXX	XXX	XXX	XXX	

SCHEDULE P - PART 4R - SECTION 2 - PRODUCTS LIABILITY - CLAIMS-MADE

1. Prior.....										
2. 2015.....										
3. 2016.....	XXX									
4. 2017.....	XXX	XXX								
5. 2018.....	XXX	XXX	XXX							
6. 2019.....	XXX	XXX	XX	XX						
7. 2020.....	XXX	XXX	XX	XX	XX					
8. 2021.....	XXX	XXX	XX	XX	XX	XX				
9. 2022.....	XXX	XXX	XX	XXX	XX	XX	XXX			
10. 2023.....	XXX	XXX	XXX	XXX	XXX	XXX	XXX	XXX		
11. 2024.....	XXX	XXX	XXX	XXX	XXX	XXX	XXX	XXX	XXX	

SCHEDULE P - PART 4S - FINANCIAL GUARANTY/MORTGAGE GUARANTY

1. Prior.....										
2. 2015.....										
3. 2016.....	XXX									
4. 2017.....	XXX	XXX								
5. 2018.....	XXX	XXX	XXX							
6. 2019.....	XXX	XXX	XX	XX						
7. 2020.....	XXX	XXX	XX	XX	XX					
8. 2021.....	XXX	XXX	XX	XX	XX	XX				
9. 2022.....	XXX	XXX	XX	XXX	XX	XX	XXX			
10. 2023.....	XXX	XXX	XXX	XXX	XXX	XXX	XXX	XXX		
11. 2024.....	XXX	XXX	XXX	XXX	XXX	XXX	XXX	XXX	XXX	

SCHEDULE P - PART 4T - WARRANTY

1. Prior.....										
2. 2015.....										
3. 2016.....	XXX									
4. 2017.....	XXX	XXX								
5. 2018.....	XXX	XXX	XXX							
6. 2019.....	XXX	XXX	XX	XX						
7. 2020.....	XXX	XXX	XX	XX	XX					
8. 2021.....	XXX	XXX	XX	XX	XX	XX				
9. 2022.....	XXX	XXX	XX	XXX	XX	XX	XXX			
10. 2023.....	XXX	XXX	XXX	XXX	XXX	XXX	XXX	XXX		
11. 2024.....	XXX	XXX	XXX	XXX	XXX	XXX	XXX	XXX	XXX	

SCHEDULE P - PART 4U - PET INSURANCE PLANS

1. Prior.....										
2. 2015.....										
3. 2016.....	XXX									
4. 2017.....	XXX	XXX								
5. 2018.....	XXX	XXX	XXX							
6. 2019.....	XXX	XXX	XXX	XXX						
7. 2020.....	XXX	XXX	XXX	XXX	XXX					
8. 2021.....	XXX	XXX	XXX	XXX	XXX	XXX	303			
9. 2022.....	XXX	XXX	XXX	XXX	XXX	XXX	XXX	4,142	7	1
10. 2023.....	XXX	XXX	XXX	XXX	XXX	XXX	XXX	XXX	12,078	.38
11. 2024.....	XXX	XXX	XXX	XXX	XXX	XXX	XXX	XXX	XXX	20,772

ANNUAL STATEMENT FOR THE YEAR 2024 OF THE METROPOLITAN GENERAL INSURANCE COMPANY

SCHEDULE P - PART 5A - HOMEOWNERS/FARMOWNERS

SECTION 1

Years in Which Premiums Were Earned and Losses Were Incurred	CUMULATIVE NUMBER OF CLAIMS CLOSED WITH LOSS PAYMENT DIRECT AND ASSUMED AT YEAR END									
	1	2	3	4	5	6	7	8	9	10
	2015	2016	2017	2018	2019	2020	2021	2022	2023	2024
1. Prior.....										
2. 2015.....										
3. 2016.....	.XXX									
4. 2017.....	.XXX	.XXX								
5. 2018.....	.XXX	.XXX	.XXX							
6. 2019.....	.XXX	.XXX	.XXX	.XXX						
7. 2020.....	.XXX	.XXX	.XXX	.XXX	.XXX		2	2	2	2
8. 2021.....	.XXX	.XXX	.XXX	.XXX	.XXX	.XXX	15	23	24	25
9. 2022.....	.XXX	.XXX	.XXX	.XXX	.XXX	.XXX	.XXX	10	10	10
10. 2023.....	.XXX	.XXX	.XXX	.XXX	.XXX	.XXX	.XXX	.XXX		
11. 2024	.XXX	.XXX	.XXX	.XXX	.XXX	.XXX	.XXX	.XXX	.XXX	

SECTION 2

Years in Which Premiums Were Earned and Losses Were Incurred	NUMBER OF CLAIMS OUTSTANDING DIRECT AND ASSUMED AT YEAR END									
	1	2	3	4	5	6	7	8	9	10
	2015	2016	2017	2018	2019	2020	2021	2022	2023	2024
1. Prior.....										
2. 2015.....										
3. 2016.....	.XXX									
4. 2017.....	.XXX	.XXX								
5. 2018.....	.XXX	.XXX	.XXX							
6. 2019.....	.XXX	.XXX	.XXX	.XXX						
7. 2020.....	.XXX	.XXX	.XXX	.XXX	.XXX					
8. 2021.....	.XXX	.XXX	.XXX	.XXX	.XXX	.XXX	5	2	1	
9. 2022.....	.XXX	.XXX	.XXX	.XXX	.XXX	.XXX	.XXX			1
10. 2023.....	.XXX	.XXX	.XXX	.XXX	.XXX	.XXX	.XXX	.XXX		
11. 2024	.XXX	.XXX	.XXX	.XXX	.XXX	.XXX	.XXX	.XXX	.XXX	

SECTION 3

Years in Which Premiums Were Earned and Losses Were Incurred	CUMULATIVE NUMBER OF CLAIMS REPORTED DIRECT AND ASSUMED AT YEAR END									
	1	2	3	4	5	6	7	8	9	10
	2015	2016	2017	2018	2019	2020	2021	2022	2023	2024
1. Prior.....										
2. 2015.....										
3. 2016.....	.XXX									
4. 2017.....	.XXX	.XXX								
5. 2018.....	.XXX	.XXX	.XXX							
6. 2019.....	.XXX	.XXX	.XXX	.XXX						
7. 2020.....	.XXX	.XXX	.XXX	.XXX	.XXX		2	2	2	2
8. 2021.....	.XXX	.XXX	.XXX	.XXX	.XXX	.XXX	36	44	44	43
9. 2022.....	.XXX	.XXX	.XXX	.XXX	.XXX	.XXX	.XXX	14	14	15
10. 2023.....	.XXX	.XXX	.XXX	.XXX	.XXX	.XXX	.XXX	.XXX		
11. 2024	.XXX	.XXX	.XXX	.XXX	.XXX	.XXX	.XXX	.XXX	.XXX	

ANNUAL STATEMENT FOR THE YEAR 2024 OF THE METROPOLITAN GENERAL INSURANCE COMPANY

SCHEDULE P - PART 5B - PRIVATE PASSENGER AUTO LIABILITY/MEDICAL

SECTION 1

Years in Which Premiums Were Earned and Losses Were Incurred	CUMULATIVE NUMBER OF CLAIMS CLOSED WITH LOSS PAYMENT DIRECT AND ASSUMED AT YEAR END									
	1	2	3	4	5	6	7	8	9	10
	2015	2016	2017	2018	2019	2020	2021	2022	2023	2024
1. Prior.....	1,905	1,566	1,563	1,551	1,543	1,537	1,537	1,537	1	1
2. 2015.....	895	1,148	1,171	1,184	1,185	1,186	1,186	1,186	1,186	1,186
3. 2016.....	XXX	792	1,053	1,079	1,089	1,097	1,098	1,098	1,098	1,098
4. 2017.....	XXX	XXX	795	1,086	1,119	1,141	1,143	1,147	1,149	1,149
5. 2018.....	XXX	XXX	XXX	882	1,175	1,210	1,217	1,222	1,226	1,227
6. 2019.....	XXX	XXX	XXX	XXX	821	1,037	1,062	1,075	1,080	1,082
7. 2020.....	XXX	XXX	XXX	XXX	XXX	453	600	619	630	632
8. 2021.....	XXX	XXX	XXX	XXX	XXX	XXX	413	563	578	592
9. 2022.....	XXX	XXX	XXX	XXX	XXX	XXX	XXX	152	180	184
10. 2023.....	XXX	XXX	XXX	XXX	XXX	XXX	XXX	XXX		
11. 2024	XXX	XXX	XXX	XXX	XXX	XXX	XXX	XXX	XXX	

SECTION 2

Years in Which Premiums Were Earned and Losses Were Incurred	NUMBER OF CLAIMS OUTSTANDING DIRECT AND ASSUMED AT YEAR END									
	1	2	3	4	5	6	7	8	9	10
	2015	2016	2017	2018	2019	2020	2021	2022	2023	2024
1. Prior.....	51	32	20	15	14			4	2	1
2. 2015.....	159	21	13	1				2	1	
3. 2016.....	XXX	179	33	13	7	1		4	2	1
4. 2017.....	XXX	XXX	242	48	22	8		6	4	1
5. 2018.....	XXX	XXX	XXX	239	42	19		8	2	
6. 2019.....	XXX	XXX	XXX	XXX	151	31		13	12	8
7. 2020.....	XXX	XXX	XXX	XXX	XXX	122		18	9	1
8. 2021.....	XXX	XXX	XXX	XXX	XXX	XXX	5	31	15	7
9. 2022.....	XXX	XXX	XXX	XXX	XXX	XXX	XXX	34	8	7
10. 2023.....	XXX	XXX	XXX	XXX	XXX	XXX	XXX	XXX		
11. 2024	XXX	XXX	XXX	XXX	XXX	XXX	XXX	XXX	XXX	

SECTION 3

Years in Which Premiums Were Earned and Losses Were Incurred	CUMULATIVE NUMBER OF CLAIMS REPORTED DIRECT AND ASSUMED AT YEAR END									
	1	2	3	4	5	6	7	8	9	10
	2015	2016	2017	2018	2019	2020	2021	2022	2023	2024
1. Prior.....	296	17	17	8	5		1	4		
2. 2015.....	1,447	1,614	1,634	1,638	1,638	1,639	1,639	1,641	1,640	1,639
3. 2016.....	XXX	1,301	1,488	1,505	1,509	1,513	1,513	1,518	1,516	1,514
4. 2017.....	XXX	XXX	1,366	1,560	1,568	1,571	1,565	1,574	1,576	1,572
5. 2018.....	XXX	XXX	XXX	1,464	1,620	1,633	1,624	1,636	1,638	1,636
6. 2019.....	XXX	XXX	XXX	XXX	1,234	1,365	1,358	1,384	1,393	1,383
7. 2020.....	XXX	XXX	XXX	XXX	XXX	741	810	848	861	852
8. 2021.....	XXX	XXX	XXX	XXX	XXX	XXX	619	860	874	862
9. 2022.....	XXX	XXX	XXX	XXX	XXX	XXX	XXX	277	307	299
10. 2023.....	XXX	XXX	XXX	XXX	XXX	XXX	XXX	XXX		
11. 2024	XXX	XXX	XXX	XXX	XXX	XXX	XXX	XXX	XXX	

Schedule P - Part 5C - Commercial Auto/Truck Liability/Medical - Section 1

N O N E

Schedule P - Part 5C - Commercial Auto/Truck Liability/Medical - Section 2

N O N E

Schedule P - Part 5C - Commercial Auto/Truck Liability/Medical - Section 3

N O N E

Schedule P-Part 5D-Workers' Compensation (Excluding Excess Workers' Compensation)-Section 1

N O N E

Schedule P-Part 5D-Workers' Compensation (Excluding Excess Workers' Compensation)-Section 2

N O N E

Schedule P-Part 5D-Workers' Compensation (Excluding Excess Workers' Compensation)-Section 3

N O N E

ANNUAL STATEMENT FOR THE YEAR 2024 OF THE METROPOLITAN GENERAL INSURANCE COMPANY

SCHEDULE P - PART 5E - COMMERCIAL MULTIPLE PERIL

SECTION 1

Years in Which Premiums Were Earned and Losses Were Incurred	CUMULATIVE NUMBER OF CLAIMS CLOSED WITH LOSS PAYMENT DIRECT AND ASSUMED AT YEAR END									
	1	2	3	4	5	6	7	8	9	10
	2015	2016	2017	2018	2019	2020	2021	2022	2023	2024
1. Prior.....										
2. 2015.....										
3. 2016.....	.XXX									
4. 2017.....	.XXX	.XXX								
5. 2018.....	.XXX	.XXX	.XX							
6. 2019.....	.XXX	.XXX	.XX	.XXX						
7. 2020.....	.XXX	.XXX	.XXX	.XXX	.XXX					
8. 2021.....	.XXX	.XXX	.XXX	.XXX	.XXX	.XXX				
9. 2022.....	.XXX	.XXX	.XXX	.XXX	.XXX	.XXX	.XXX			
10. 2023.....	.XXX	.XXX	.XXX	.XXX	.XXX	.XXX	.XXX	.XXX		
11. 2024	.XXX	.XXX	.XXX	.XXX	.XXX	.XXX	.XXX	.XXX	.XXX	

SECTION 2

Years in Which Premiums Were Earned and Losses Were Incurred	NUMBER OF CLAIMS OUTSTANDING DIRECT AND ASSUMED AT YEAR END									
	1	2	3	4	5	6	7	8	9	10
	2015	2016	2017	2018	2019	2020	2021	2022	2023	2024
1. Prior.....										
2. 2015.....										
3. 2016.....	.XXX									
4. 2017.....	.XXX	.XXX	1							
5. 2018.....	.XXX	.XXX	.XXX	3						
6. 2019.....	.XXX	.XXX	.XXX	.XXX	2					
7. 2020.....	.XXX	.XXX	.XXX	.XXX	.XXX					
8. 2021.....	.XXX	.XXX	.XXX	.XXX	.XXX	.XXX				
9. 2022.....	.XXX	.XXX	.XXX	.XXX	.XXX	.XXX	.XXX			
10. 2023.....	.XXX	.XXX	.XXX	.XXX	.XXX	.XXX	.XXX	.XXX		
11. 2024	.XXX	.XXX	.XXX	.XXX	.XXX	.XXX	.XXX	.XXX	.XXX	

SECTION 3

Years in Which Premiums Were Earned and Losses Were Incurred	CUMULATIVE NUMBER OF CLAIMS REPORTED DIRECT AND ASSUMED AT YEAR END									
	1	2	3	4	5	6	7	8	9	10
	2015	2016	2017	2018	2019	2020	2021	2022	2023	2024
1. Prior.....										
2. 2015.....					2	2	2	2	2	2
3. 2016.....	.XXX	1	3	5	7	7	7	7	7	7
4. 2017.....	.XXX	.XXX	1	3	12	12	12	12	12	12
5. 2018.....	.XXX	.XXX	.XXX	4	6	6	6	6	6	6
6. 2019.....	.XXX	.XXX	.XXX	.XXX	3	3	3	3	3	3
7. 2020.....	.XXX	.XXX	.XXX	.XXX	.XXX	3	3	3	3	3
8. 2021.....	.XXX	.XXX	.XXX	.XXX	.XXX	.XXX				
9. 2022.....	.XXX	.XXX	.XXX	.XXX	.XXX	.XXX	.XXX			
10. 2023.....	.XXX	.XXX	.XXX	.XXX	.XXX	.XXX	.XXX	.XXX		
11. 2024	.XXX	.XXX	.XXX	.XXX	.XXX	.XXX	.XXX	.XXX	.XXX	

Schedule P - Part 5F - Medical Professional Liability - Occurrence - Section 1A

N O N E

Schedule P - Part 5F - Medical Professional Liability - Occurrence - Section 2A

N O N E

Schedule P - Part 5F - Medical Professional Liability - Occurrence - Section 3A

N O N E

Schedule P - Part 5F - Medical Professional Liability - Claims-Made - Section 1B

N O N E

Schedule P - Part 5F - Medical Professional Liability - Claims-Made - Section 2B

N O N E

Schedule P - Part 5F - Medical Professional Liability - Claims-Made - Section 3B

N O N E

ANNUAL STATEMENT FOR THE YEAR 2024 OF THE METROPOLITAN GENERAL INSURANCE COMPANY

SCHEDULE P - PART 5H - OTHER LIABILITY - OCCURRENCE

SECTION 1A

Years in Which Premiums Were Earned and Losses Were Incurred	CUMULATIVE NUMBER OF CLAIMS CLOSED WITH LOSS PAYMENT DIRECT AND ASSUMED AT YEAR END									
	1	2	3	4	5	6	7	8	9	10
	2015	2016	2017	2018	2019	2020	2021	2022	2023	2024
1. Prior.....										
2. 2015.....										
3. 2016.....	XXX									
4. 2017.....	XXX	XXX								
5. 2018.....	XXX	XXX	XXX							
6. 2019.....	XXX	XXX	XXX	XXX						
7. 2020.....	XXX	XXX	XXX	XXX	XXX					
8. 2021.....	XXX	XXX	XXX	XXX	XXX	XXX			1	1
9. 2022.....	XXX	XXX	XXX	XXX	XXX	XXX	XXX		21	21
10. 2023.....	XXX	XXX	XXX	XXX	XXX	XXX	XXX	XXX	169	169
11. 2024	XXX	XXX	XXX	XXX	XXX	XXX	XXX	XXX	XXX	334

SECTION 2A

Years in Which Premiums Were Earned and Losses Were Incurred	NUMBER OF CLAIMS OUTSTANDING DIRECT AND ASSUMED AT YEAR END									
	1	2	3	4	5	6	7	8	9	10
	2015	2016	2017	2018	2019	2020	2021	2022	2023	2024
1. Prior.....										
2. 2015.....										
3. 2016.....	XXX									
4. 2017.....	XXX	XXX								
5. 2018.....	XXX	XXX	XXX							
6. 2019.....	XXX	XXX	XXX	XXX						
7. 2020.....	XXX	XXX	XXX	XXX	XXX					
8. 2021.....	XXX	XXX	XXX	XXX	XXX	XXX				
9. 2022.....	XXX	XXX	XXX	XXX	XXX	XXX	XXX			
10. 2023.....	XXX	XXX	XXX	XXX	XXX	XXX	XXX	XXX	253,374	
11. 2024	XXX	XXX	XXX	XXX	XXX	XXX	XXX	XXX	XXX	22

SECTION 3A

Years in Which Premiums Were Earned and Losses Were Incurred	CUMULATIVE NUMBER OF CLAIMS REPORTED DIRECT AND ASSUMED AT YEAR END									
	1	2	3	4	5	6	7	8	9	10
	2015	2016	2017	2018	2019	2020	2021	2022	2023	2024
1. Prior.....										
2. 2015.....										
3. 2016.....	XXX									
4. 2017.....	XXX	XXX								
5. 2018.....	XXX	XXX	XXX							
6. 2019.....	XXX	XXX	XXX	XXX						
7. 2020.....	XXX	XXX	XXX	XXX	XXX					
8. 2021.....	XXX	XXX	XXX	XXX	XXX	XXX			1	1
9. 2022.....	XXX	XXX	XXX	XXX	XXX	XXX	XXX		21	21
10. 2023.....	XXX	XXX	XXX	XXX	XXX	XXX	XXX	XXX	253,893	519
11. 2024	XXX	XXX	XXX	XXX	XXX	XXX	XXX	XXX	XXX	804

Schedule P - Part 5H - Other Liability - Claims-Made - Section 1B

N O N E

Schedule P - Part 5H - Other Liability - Claims-Made - Section 2B

N O N E

Schedule P - Part 5H - Other Liability - Claims-Made - Section 3B

N O N E

Schedule P - Part 5R - Products Liability - Occurrence - Section 1A

N O N E

Schedule P - Part 5R - Products Liability - Occurrence - Section 2A

N O N E

Schedule P - Part 5R - Products Liability - Occurrence - Section 3A

N O N E

Schedule P - Part 5R - Products Liability - Claims-Made - Section 1B

N O N E

Schedule P - Part 5R - Products Liability - Claims-Made - Section 2B

N O N E

Schedule P - Part 5R - Products Liability - Claims-Made - Section 3B

N O N E

Schedule P - Part 5T - Warranty - Section 1

N O N E

Schedule P - Part 5T - Warranty - Section 2

N O N E

Schedule P - Part 5T - Warranty - Section 3

N O N E

Schedule P - Part 6C - Commercial Auto/Truck Liability/Medical - Section 1

N O N E

Schedule P - Part 6C - Commercial Auto/Truck Liability/Medical - Section 2

N O N E

Schedule P-Part 6D-Workers' Compensation (Excluding Excess Workers' Compensation)-Section 1
N O N E

Schedule P-Part 6D-Workers' Compensation (Excluding Excess Workers' Compensation)-Section 2
N O N E

ANNUAL STATEMENT FOR THE YEAR 2024 OF THE METROPOLITAN GENERAL INSURANCE COMPANY

SCHEDULE P - PART 6E - COMMERCIAL MULTIPLE PERIL

SECTION 1

Years in Which Premiums Were Earned and Losses Were Incurred	CUMULATIVE PREMIUMS EARNED DIRECT AND ASSUMED AT YEAR END (\$000 OMITTED)										11 Current Year Premiums Earned
	1	2	3	4	5	6	7	8	9	10	
	2015	2016	2017	2018	2019	2020	2021	2022	2023	2024	
1. Prior.....											
2. 2015.....	11	25	25	25	25	25	25	25	25	25	
3. 2016.....	XXX	18	39	39	39	39	39	39	39	39	
4. 2017.....	XXX	XXX	51	96	96	96	96	96	96	96	
5. 2018.....	XXX	XXX	XXX	75	138	138	138	138	138	138	
6. 2019.....	XXX	XXX	XXX	XXX	53	105	105	105	105	105	
7. 2020.....	XXX	XXX	XXX	XXX	XXX	35	35	35	35	35	
8. 2021.....	XXX	XXX	XXX	XXX	XXX	XXX					
9. 2022.....	XXX	XXX	XXX	XXX	XXX	XXX	XXX				
10. 2023.....	XXX	XXX	XXX	XXX	XXX	XXX	XXX	XXX			
11. 2024.....	XXX	XXX	XXX	XXX	XXX	XXX	XXX	XXX	XXX		
12. Totals.....	XXX	XXX	XXX	XXX	XXX	XXX	XXX	XXX	XXX	XXX	
13. Earned Premiums (Sch P-Pt. 1)	11	32	72	120	115	87	18				XXX

SECTION 2

Years in Which Premiums Were Earned and Losses Were Incurred	CUMULATIVE PREMIUMS EARNED CEDED AT YEAR END (\$000 OMITTED)										11 Current Year Premiums Earned
	1	2	3	4	5	6	7	8	9	10	
	2015	2016	2017	2018	2019	2020	2021	2022	2023	2024	
1. Prior.....											
2. 2015.....		14	14	14	14	14	14	14	14	14	
3. 2016.....	XXX	18	39	39	39	39	39	39	39	39	
4. 2017.....	XXX	XXX	51	96	96	96	96	96	96	96	
5. 2018.....	XXX	XXX	XXX	75	138	138	138	138	138	138	
6. 2019.....	XXX	XXX	XXX	XXX	53	105	105	105	105	105	
7. 2020.....	XXX	XXX	XXX	XXX	XXX	35	35	35	35	35	
8. 2021.....	XXX	XXX	XXX	XXX	XXX	XXX					
9. 2022.....	XXX	XXX	XXX	XXX	XXX	XXX	XXX				
10. 2023.....	XXX	XXX	XXX	XXX	XXX	XXX	XXX	XXX			
11. 2024.....	XXX	XXX	XXX	XXX	XXX	XXX	XXX	XXX	XXX		
12. Totals.....	XXX	XXX	XXX	XXX	XXX	XXX	XXX	XXX	XXX	XXX	
13. Earned Premiums (Sch P-Pt. 1)	11	32	72	120	115	87	18				XXX

SCHEDULE P - PART 6H - OTHER LIABILITY - OCCURRENCE

SECTION 1A

Years in Which Premiums Were Earned and Losses Were Incurred	CUMULATIVE PREMIUMS EARNED DIRECT AND ASSUMED AT YEAR END (\$000 OMITTED)										11 Current Year Premiums Earned
	1	2	3	4	5	6	7	8	9	10	
	2015	2016	2017	2018	2019	2020	2021	2022	2023	2024	
1. Prior.....											
2. 2015.....											
3. 2016.....	XXX										
4. 2017.....	XXX	XXX									
5. 2018.....	XXX	XXX	XXX								
6. 2019.....	XXX	XXX	XXX	XXX							
7. 2020.....	XXX	XXX	XXX	XXX	XXX						
8. 2021.....	XXX	XXX	XXX	XXX	XXX	XXX	65, 141				
9. 2022.....	XXX	XXX	XXX	XXX	XXX	XXX	XXX	94, 777			
10. 2023.....	XXX	XXX	XXX	XXX	XXX	XXX	XXX	XXX	119, 818	119, 818	
11. 2024.....	XXX	XXX	XXX	XXX	XXX	XXX	XXX	XXX	XXX	183, 034	183, 034
12. Totals.....	XXX	XXX	XXX	XXX	XXX	XXX	XXX	XXX	XXX	XXX	183, 034
13. Earned Premiums (Sch P-Pt. 1)							65, 141	94, 777	119, 818	183, 034	XXX

SECTION 2A

Years in Which Premiums Were Earned and Losses Were Incurred	CUMULATIVE PREMIUMS EARNED CEDED AT YEAR END (\$000 OMITTED)										11 Current Year Premiums Earned
	1	2	3	4	5	6	7	8	9	10	
	2015	2016	2017	2018	2019	2020	2021	2022	2023	2024	
1. Prior.....											
2. 2015.....											
3. 2016.....	XXX										
4. 2017.....	XXX	XXX									
5. 2018.....	XXX	XXX	XXX								
6. 2019.....	XXX	XXX	XXX	XXX							
7. 2020.....	XXX	XXX	XXX	XXX	XXX						
8. 2021.....	XXX	XXX	XXX	XXX	XXX	XXX					
9. 2022.....	XXX	XXX	XXX	XXX	XXX	XXX	XXX				
10. 2023.....	XXX	XXX	XXX	XXX	XXX	XXX	XXX	XXX			
11. 2024.....	XXX	XXX	XXX	XXX	XXX	XXX	XXX	XXX	XXX		
12. Totals.....	XXX	XXX	XXX	XXX	XXX	XXX	XXX	XXX	XXX	XXX	
13. Earned Premiums (Sch P-Pt. 1)											XXX

Schedule P - Part 6H - Other Liability - Claims-Made - Section 1B

N O N E

Schedule P - Part 6H - Other Liability - Claims-Made - Section 2B

N O N E

Schedule P - Part 6M - International - Section 1

N O N E

Schedule P - Part 6M - International - Section 2

N O N E

Schedule P - Part 6N- Reinsurance A - Nonproportional Assumed Property - Section 1

N O N E

Schedule P - Part 6N- Reinsurance A - Nonproportional Assumed Property - Section 2

N O N E

Schedule P - Part 6O - Reinsurance B - Nonproportional Liability - Section 1

N O N E

Schedule P - Part 6O - Reinsurance B - Nonproportional Assumed Liability - Section 2

N O N E

Schedule P - Part 6R - Products Liability - Occurrence - Section 1A

N O N E

Schedule P - Part 6R - Products Liability - Occurrence - Section 2A

N O N E

Schedule P - Part 6R - Products Liability - Claims-Made - Section 1B

N O N E

Schedule P - Part 6R - Products Liability - Claims-Made - Section 2B

N O N E

ANNUAL STATEMENT FOR THE YEAR 2024 OF THE METROPOLITAN GENERAL INSURANCE COMPANY

SCHEDULE P - PART 7A - PRIMARY LOSS SENSITIVE CONTRACTS (\$000 OMITTED)

SECTION 1

Schedule P - Part 1	1 Total Net Losses and Expenses Unpaid	2 Net Losses and Expenses Unpaid on Loss Sensitive Contracts	3 Loss Sensitive as Percentage of Total	4 Total Net Premiums Written	5 Net Premiums Written on Loss Sensitive Contracts	6 Loss Sensitive as Percentage of Total
1. Homeowners/Farmowners						
2. Private Passenger Auto Liability/ Medical						
3. Commercial Auto/Truck Liability/ Medical						
4. Workers' Compensation						
5. Commercial Multiple Peril						
6. Medical Professional Liability - Occurrence						
7. Medical Professional Liability - Claims - Made						
8. Special Liability						
9. Other Liability - Occurrence	12,304			189,261		
10. Other Liability - Claims-Made						
11. Special Property						
12. Auto Physical Damage						
13. Fidelity/Surety						
14. Other						
15. International						
16. Reinsurance - Nonproportional Assumed Property	XXX	XXX	XXX	XXX	XXX	XXX
17. Reinsurance - Nonproportional Assumed Liability	XXX	XXX	XXX	XXX	XXX	XXX
18. Reinsurance - Nonproportional Assumed Financial Lines	XXX	XXX	XXX	XXX	XXX	XXX
19. Products Liability - Occurrence						
20. Products Liability - Claims-Made						
21. Financial Guaranty/Mortgage Guaranty						
22. Warranty						
23. Pet Insurance Plans	20,811			270,942		
24. Totals	33,115			460,202		

SECTION 2

Years in Which Policies Were Issued	INCURRED LOSSES AND DEFENSE AND COST CONTAINMENT EXPENSES REPORTED AT YEAR END (\$000 OMITTED)									
	1	2	3	4	5	6	7	8	9	10
	2015	2016	2017	2018	2019	2020	2021	2022	2023	2024
1. Prior.....										
2. 2015.....										
3. 2016.....	XXX									
4. 2017.....	XXX	XXX								
5. 2018.....	XXX	XXX	XX							
6. 2019.....	XXX	XXX	XX	XX						
7. 2020.....	XXX	XXX	XX	XXX	XX					
8. 2021.....	XXX	XXX	XXX	XXX	XXX	XXX				
9. 2022.....	XXX	XXX	XXX	XXX	XXX	XXX	XXX			
10. 2023.....	XXX	XXX	XXX	XXX	XXX	XXX	XXX	XXX		
11. 2024	XXX	XXX	XXX	XXX	XXX	XXX	XXX	XXX	XXX	

SECTION 3

Years in Which Policies Were Issued	BULK AND INCURRED BUT NOT REPORTED RESERVES FOR LOSSES AND DEFENSE AND COST CONTAINMENT EXPENSES AT YEAR END (\$000 OMITTED)									
	1	2	3	4	5	6	7	8	9	10
	2015	2016	2017	2018	2019	2020	2021	2022	2023	2024
1. Prior.....										
2. 2015.....										
3. 2016.....	XXX									
4. 2017.....	XXX	XXX								
5. 2018.....	XXX	XXX	XX							
6. 2019.....	XXX	XXX	XX	XX						
7. 2020.....	XXX	XXX	XX	XXX	XX					
8. 2021.....	XXX	XXX	XXX	XXX	XXX	XXX				
9. 2022.....	XXX	XXX	XXX	XXX	XXX	XXX	XXX			
10. 2023.....	XXX	XXX	XXX	XXX	XXX	XXX	XXX	XXX		
11. 2024	XXX	XXX	XXX	XXX	XXX	XXX	XXX	XXX	XXX	

ANNUAL STATEMENT FOR THE YEAR 2024 OF THE METROPOLITAN GENERAL INSURANCE COMPANY

SCHEDULE P - PART 7A - PRIMARY LOSS SENSITIVE CONTRACTS (Continued)

SECTION 4

Years in Which Policies Were Issued	NET EARNED PREMIUMS REPORTED AT YEAR END (\$000 OMITTED)									
	1	2	3	4	5	6	7	8	9	10
	2015	2016	2017	2018	2019	2020	2021	2022	2023	2024
1. Prior.....										
2. 2015.....										
3. 2016.....	XXX									
4. 2017.....	XXX	XXX								
5. 2018.....	XXX	XXX	XX							
6. 2019.....	XXX	XXX	XX	XXX						
7. 2020.....	XXX	XXX	XXX	XXX	XXX					
8. 2021.....	XXX	XXX	XXX	XXX	XXX	XXX				
9. 2022.....	XXX	XXX	XXX	XXX	XXX	XXX	XXX			
10. 2023.....	XXX	XXX	XXX	XXX	XXX	XXX	XXX	XXX		
11. 2024.....	XXX	XXX	XXX	XXX	XXX	XXX	XXX	XXX	XXX	

SECTION 5

Years in Which Policies Were Issued	NET RESERVE FOR PREMIUM ADJUSTMENTS AND ACCRUED RETROSPECTIVE PREMIUMS AT YEAR END (\$000 OMITTED)									
	1	2	3	4	5	6	7	8	9	10
	2015	2016	2017	2018	2019	2020	2021	2022	2023	2024
1. Prior.....										
2. 2015.....										
3. 2016.....	XXX									
4. 2017.....	XXX	XXX								
5. 2018.....	XXX	XXX	XX							
6. 2019.....	XXX	XXX	XX	XXX						
7. 2020.....	XXX	XXX	XXX	XXX	XXX					
8. 2021.....	XXX	XXX	XXX	XXX	XXX	XXX				
9. 2022.....	XXX	XXX	XXX	XXX	XXX	XXX	XXX			
10. 2023.....	XXX	XXX	XXX	XXX	XXX	XXX	XXX	XXX		
11. 2024.....	XXX	XXX	XXX	XXX	XXX	XXX	XXX	XXX	XXX	

ANNUAL STATEMENT FOR THE YEAR 2024 OF THE METROPOLITAN GENERAL INSURANCE COMPANY
SCHEDULE P - PART 7B - REINSURANCE LOSS SENSITIVE CONTRACTS (\$000 OMITTED)

SECTION 1

Schedule P - Part 1	1 Total Net Losses and Expenses Unpaid	2 Net Losses and Expenses Unpaid on Loss Sensitive Contracts	3 Loss Sensitive as Percentage of Total	4 Total Net Premiums Written	5 Net Premiums Written on Loss Sensitive Contracts	6 Loss Sensitive as Percentage of Total
1. Homeowners/Farmowners						
2. Private Passenger Auto Liability/Medical						
3. Commercial Auto/Truck Liability/Medical						
4. Workers' Compensation						
5. Commercial Multiple Peril						
6. Medical Professional Liability - Occurrence						
7. Medical Professional Liability - Claims - Made						
8. Special Liability						
9. Other Liability - Occurrence	12,304			189,261		
10. Other Liability - Claims-Made						
11. Special Property						
12. Auto Physical Damage						
13. Fidelity/Surety						
14. Other						
15. International						
16. Reinsurance - Nonproportional Assumed Property						
17. Reinsurance - Nonproportional Assumed Liability						
18. Reinsurance - Nonproportional Assumed Financial Lines						
19. Products Liability - Occurrence						
20. Products Liability - Claims-Made						
21. Financial Guaranty/Mortgage Guaranty						
22. Warranty						
23. Pet Insurance Plans	20,811			270,942		
24. Totals	33,115			460,202		

SECTION 2

Years in Which Policies Were Issued	INCURRED LOSSES AND DEFENSE AND COST CONTAINMENT EXPENSES REPORTED AT YEAR END (\$000 OMITTED)									
	1	2	3	4	5	6	7	8	9	10
	2015	2016	2017	2018	2019	2020	2021	2022	2023	2024
1. Prior.....										
2. 2015.....										
3. 2016.....	XXX									
4. 2017.....	XXX	XXX								
5. 2018.....	XXX	XXX	XX							
6. 2019.....	XXX	XXX	XX	XX						
7. 2020.....	XXX	XXX	XX	XXX	XX					
8. 2021.....	XXX	XXX	XXX	XXX	XXX	XXX				
9. 2022.....	XXX	XXX	XXX	XXX	XXX	XXX	XXX			
10. 2023.....	XXX	XXX	XXX	XXX	XXX	XXX	XXX	XXX		
11. 2024	XXX	XXX	XXX	XXX	XXX	XXX	XXX	XXX	XXX	

SECTION 3

Years in Which Policies Were Issued	BULK AND INCURRED BUT NOT REPORTED RESERVES FOR LOSSES AND DEFENSE AND COST CONTAINMENT EXPENSES AT YEAR END (\$000 OMITTED)									
	1	2	3	4	5	6	7	8	9	10
	2015	2016	2017	2018	2019	2020	2021	2022	2023	2024
1. Prior.....										
2. 2015.....										
3. 2016.....	XXX									
4. 2017.....	XXX	XXX								
5. 2018.....	XXX	XXX	XX							
6. 2019.....	XXX	XXX	XX	XX						
7. 2020.....	XXX	XXX	XX	XXX	XX					
8. 2021.....	XXX	XXX	XXX	XXX	XXX	XXX				
9. 2022.....	XXX	XXX	XXX	XXX	XXX	XXX	XXX			
10. 2023.....	XXX	XXX	XXX	XXX	XXX	XXX	XXX	XXX		
11. 2024	XXX	XXX	XXX	XXX	XXX	XXX	XXX	XXX	XXX	

ANNUAL STATEMENT FOR THE YEAR 2024 OF THE METROPOLITAN GENERAL INSURANCE COMPANY

SCHEDULE P - PART 7B - REINSURANCE LOSS SENSITIVE CONTRACTS (Continued)

SECTION 4

Years in Which Policies Were Issued	NET EARNED PREMIUMS REPORTED AT YEAR END (\$000 OMITTED)									
	1	2	3	4	5	6	7	8	9	10
	2015	2016	2017	2018	2019	2020	2021	2022	2023	2024
1. Prior.....										
2. 2015.....										
3. 2016.....	.XXX									
4. 2017.....	.XXX	.XXX								
5. 2018.....	.XXX	.XXX	.XX							
6. 2019.....	.XXX	.XXX	.XX	.XX						
7. 2020.....	.XXX	.XXX	.XX	.XXX	.XX					
8. 2021.....	.XXX	.XXX	.XXX	.XXX	.XXX	.XXX				
9. 2022.....	.XXX	.XXX	.XXX	.XXX	.XXX	.XXX	.XXX			
10. 2023.....	.XXX	.XXX	.XXX	.XXX	.XXX	.XXX	.XXX	.XXX		
11. 2024.....	.XXX	.XXX	.XXX	.XXX	.XXX	.XXX	.XXX	.XXX	.XXX	

SECTION 5

Years in Which Policies Were Issued	NET RESERVE FOR PREMIUM ADJUSTMENTS AND ACCRUED RETROSPECTIVE PREMIUMS AT YEAR END (\$000 OMITTED)									
	1	2	3	4	5	6	7	8	9	10
	2015	2016	2017	2018	2019	2020	2021	2022	2023	2024
1. Prior.....										
2. 2015.....										
3. 2016.....	.XXX									
4. 2017.....	.XXX	.XXX								
5. 2018.....	.XXX	.XXX	.XX							
6. 2019.....	.XXX	.XXX	.XX	.XX						
7. 2020.....	.XXX	.XXX	.XX	.XXX	.XX					
8. 2021.....	.XXX	.XXX	.XXX	.XXX	.XXX	.XXX				
9. 2022.....	.XXX	.XXX	.XXX	.XXX	.XXX	.XXX	.XXX			
10. 2023.....	.XXX	.XXX	.XXX	.XXX	.XXX	.XXX	.XXX	.XXX		
11. 2024.....	.XXX	.XXX	.XXX	.XXX	.XXX	.XXX	.XXX	.XXX	.XXX	

SECTION 6

Years in Which Policies Were Issued	INCURRED ADJUSTABLE COMMISSIONS REPORTED AT YEAR END (\$000 OMITTED)									
	1	2	3	4	5	6	7	8	9	10
	2015	2016	2017	2018	2019	2020	2021	2022	2023	2024
1. Prior.....										
2. 2015.....										
3. 2016.....	.XXX									
4. 2017.....	.XXX	.XXX								
5. 2018.....	.XXX	.XXX	.XX							
6. 2019.....	.XXX	.XXX	.XX	.XX						
7. 2020.....	.XXX	.XXX	.XX	.XXX	.XX					
8. 2021.....	.XXX	.XXX	.XXX	.XXX	.XXX	.XXX				
9. 2022.....	.XXX	.XXX	.XXX	.XXX	.XXX	.XXX	.XXX			
10. 2023.....	.XXX	.XXX	.XXX	.XXX	.XXX	.XXX	.XXX	.XXX		
11. 2024.....	.XXX	.XXX	.XXX	.XXX	.XXX	.XXX	.XXX	.XXX	.XXX	

SECTION 7

Years in Which Policies Were Issued	RESERVES FOR COMMISSION ADJUSTMENTS AT YEAR END (\$000 OMITTED)									
	1	2	3	4	5	6	7	8	9	10
	2015	2016	2017	2018	2019	2020	2021	2022	2023	2024
1. Prior.....										
2. 2015.....										
3. 2016.....	.XXX									
4. 2017.....	.XXX	.XXX								
5. 2018.....	.XXX	.XXX	.XX							
6. 2019.....	.XXX	.XXX	.XX	.XX						
7. 2020.....	.XXX	.XXX	.XX	.XXX	.XX					
8. 2021.....	.XXX	.XXX	.XXX	.XXX	.XXX	.XXX				
9. 2022.....	.XXX	.XXX	.XXX	.XXX	.XXX	.XXX	.XXX			
10. 2023.....	.XXX	.XXX	.XXX	.XXX	.XXX	.XXX	.XXX	.XXX		
11. 2024.....	.XXX	.XXX	.XXX	.XXX	.XXX	.XXX	.XXX	.XXX	.XXX	

ANNUAL STATEMENT FOR THE YEAR 2024 OF THE METROPOLITAN GENERAL INSURANCE COMPANY

SCHEDULE P INTERROGATORIES

1. The following questions relate to yet-to-be-issued Extended Reporting Endorsements (EREs) arising from Death, Disability, or Retirement (DDR) provisions in Medical Professional Liability Claims Made insurance policies. EREs provided for reasons other than DDR are not to be included.
- 1.1 Does the company issue Medical Professional Liability Claims Made insurance policies that provide tail (also known as an extended reporting endorsement, or “ERE”) benefits in the event of Death, Disability, or Retirement (DDR) at a reduced charge or at no additional cost? Yes [] No [X]
If the answer to question 1.1 is “no”, leave the following questions blank. If the answer to question 1.1 is “yes”, please answer the following questions:
- 1.2 What is the total amount of the reserve for that provision (DDR Reserve), as reported, explicitly or not, elsewhere in this statement (in dollars)?\$
- 1.3 Does the company report any DDR reserve as Unearned Premium Reserve per SSAP #65? Yes [] No []
- 1.4 Does the company report any DDR reserve as loss or loss adjustment expense reserve? Yes [] No []
- 1.5 If the company reports DDR reserve as Unearned Premium Reserve, does that amount match the figure on the Underwriting and Investment Exhibit, Part 1A - Recapitulation of all Premiums (Page 7) Column 2, Lines 11.1 plus 11.2? Yes [] No [] N/A []
- 1.6 If the company reports DDR reserve as loss or loss adjustment expense reserve, please complete the following table corresponding to where these reserves are reported in Schedule P:

Years in Which Premiums Were Earned and Losses Were Incurred		DDR Reserve Included in Schedule P, Part 1F, Medical Professional Liability Column 24: Total Net Losses and Expenses Unpaid	
		1 Section 1: Occurrence	2 Section 2: Claims-Made
1.601	Prior
1.602	2015
1.603	2016
1.604	2017
1.605	2018
1.606	2019
1.607	2020
1.608	2021
1.609	2022
1.610	2023
1.611	2024
1.612	Totals

2. The definition of allocated loss adjustment expenses (ALAE) and, therefore, unallocated loss adjustment expenses (ULAE) was changed effective January 1, 1998. This change in definition applies to both paid and unpaid expenses. Are these expenses (now reported as “Defense and Cost Containment” and “Adjusting and Other”) reported in compliance with these definitions in this statement? Yes [X] No []
3. The Adjusting and Other expense payments and reserves should be allocated to the years in which the losses were incurred based on the number of claims reported, closed and outstanding in those years. When allocating Adjusting and Other expense between companies in a group or a pool, the Adjusting and Other expense should be allocated in the same percentage used for the loss amounts and the claim counts. For reinsurers, Adjusting and Other expense assumed should be reported according to the reinsurance contract. For Adjusting and Other expense incurred by reinsurers, or in those situations where suitable claim count information is not available, Adjusting and Other expense should be allocated by a reasonable method determined by the company and described in Interrogatory 7, below. Are they so reported in this Statement? Yes [X] No []
4. Do any lines in Schedule P include reserves that are reported gross of any discount to present value of future payments, and that are reported net of such discounts on Page 10? Yes [] No [X]

If yes, proper disclosure must be made in the Notes to Financial Statements, as specified in the Instructions. Also, the discounts must be reported in Schedule P - Part 1, Columns 32 and 33. Schedule P must be completed gross of non-tabular discounting. Work papers relating to discount calculations must be available for examination upon request.
Discounting is allowed only if expressly permitted by the state insurance department to which this Annual Statement is being filed.
5. What were the net premiums in force at the end of the year for:
(in thousands of dollars)

5.1 Fidelity
5.2 Surety
6. Claim count information is reported per claim or per claimant (Indicate which)per claimant.....
If not the same in all years, explain in Interrogatory 7.
- 7.1 The information provided in Schedule P will be used by many persons to estimate the adequacy of the current loss and expense reserves, among other things. Are there any especially significant events, coverage, retention or accounting changes that have occurred that must be considered when making such analyses? Yes [X] No []
- 7.2 (An extended statement may be attached.)
.....

SCHEDULE T - PART 2
INTERSTATE COMPACT - EXHIBIT OF PREMIUMS WRITTEN

Allocated by States and Territories

			Direct Business Only			
			1	2	3	4
States, Etc.			Life (Group and Individual)	Annuities (Group and Individual)	Disability Income (Group and Individual)	Long-Term Care (Group and Individual)
			5			6
			Deposit-Type Contracts			Totals
1.	Alabama	AL				
2.	Alaska	AK				
3.	Arizona	AZ				
4.	Arkansas	AR				
5.	California	CA				
6.	Colorado	CO				
7.	Connecticut	CT				
8.	Delaware	DE				
9.	District of Columbia	DC				
10.	Florida	FL				
11.	Georgia	GA				
12.	Hawaii	HI				
13.	Idaho	ID				
14.	Illinois	IL				
15.	Indiana	IN				
16.	Iowa	IA				
17.	Kansas	KS				
18.	Kentucky	KY				
19.	Louisiana	LA				
20.	Maine	ME				
21.	Maryland	MD				
22.	Massachusetts	MA				
23.	Michigan	MI				
24.	Minnesota	MN				
25.	Mississippi	MS				
26.	Missouri	MO				
27.	Montana	MT				
28.	Nebraska	NE				
29.	Nevada	NV				
30.	New Hampshire	NH				
31.	New Jersey	NJ				
32.	New Mexico	NM				
33.	New York	NY				
34.	North Carolina	NC				
35.	North Dakota	ND				
36.	Ohio	OH				
37.	Oklahoma	OK				
38.	Oregon	OR				
39.	Pennsylvania	PA				
40.	Rhode Island	RI				
41.	South Carolina	SC				
42.	South Dakota	SD				
43.	Tennessee	TN				
44.	Texas	TX				
45.	Utah	UT				
46.	Vermont	VT				
47.	Virginia	VA				
48.	Washington	WA				
49.	West Virginia	WV				
50.	Wisconsin	WI				
51.	Wyoming	WY				
52.	American Samoa	AS				
53.	Guam	GU				
54.	Puerto Rico	PR				
55.	U.S. Virgin Islands	VI				
56.	Northern Mariana Islands	MP				
57.	Canada	CAN				
58.	Aggregate Other Alien	OT				
59.	Total					

NONE

ANNUAL STATEMENT FOR THE YEAR 2024 OF THE METROPOLITAN GENERAL INSURANCE COMPANY

SCHEDULE Y

PART 1A - DETAIL OF INSURANCE HOLDING COMPANY SYSTEM

1	2	3	4	5	6	7	8	9	10	11	12	13	14	15	16
Group Code	Group Name	NAIC Company Code	ID Number	Federal RSSD	CIK	Name of Securities Exchange if Publicly Traded (U.S. or International)	Names of Parent, Subsidiaries Or Affiliates	Domi-ciliary Location	Relation-ship to Reporting Entity	Directly Controlled by (Name of Entity/Person)	Type of Control (Ownership, Board, Management, Attorney-in-Fact, Influence, Other)	If Control is Ownership Provide Percentage	Ultimate Controlling Entity(ies)/Person(s)	Is an SCA Filing Re-quired? (Yes/No)	*
			13-4075851 .. 20-5894439 .. 20-1360022 ..	2945824 3373639	1099219	NYSE, ISE	MetLife, Inc. MetLife Global, Inc. MetLife Global Bermuda, Ltd. MetLife Pet Insurance Solutions LLC Inversiones MetLife Holdco Dos Limitada (Chile)DE..... ..DE..... ..BMU..... ..KY..... ..CHL.....	..UDP..... ..NIA..... ..NIA..... ..NIA..... ..NIA.....	Board of Directors MetLife, Inc. MetLife Global, Inc. MetLife, Inc. MetLife International Holdings, LLC	Board of Directors..... Ownership..... Ownership..... Ownership..... Ownership.....	..0.000100.000100.000100.0000.001	Board of Directors MetLife, Inc MetLife, Inc MetLife, Inc MetLife, IncYES..... ...NO..... ...NO..... ...NO..... ...NO.....
				4189837			Inversiones MetLife Holdco Dos Limitada (Chile)CHL.....	..NIA.....	Natiloportem Holdings, LLC	Ownership.....	..0.000	MetLife, IncNO.....
				4189837			Inversiones MetLife Holdco Dos Limitada (Chile)CHL.....	..NIA.....	MetLife, Inc.	Ownership.....	..100.000	MetLife, IncNO.....
				4189837			MetLife Global Benefits, Ltd.CYM.....	..IA.....	MetLife, Inc.	Ownership.....	..100.000	MetLife, IncNO.....
			98-1099650 .. 36-3665871 .. 20-5707084 ..	3165900 3817825 3818523			Cova Life Management CompanyDE.....	..NIA.....	MetLife, Inc.	Ownership.....	..100.000	MetLife, IncNO.....
				3818523			MetLife Services and Solutions, LLCDE.....	..NIA.....	MetLife Group, Inc.	Ownership.....	..100.000	MetLife, IncNO.....
				3818523			MetLife Solutions Pte. Ltd.SGP.....	..NIA.....	MetLife Services and Solutions, LLC	Ownership.....	..100.000	MetLife, IncNO.....
			98-0613376 ..	3818550			MetLife Global Operations Support Center Private LimitedIND.....	..NIA.....	MetLife Solutions Pte. Ltd.	Ownership.....	..100.000	MetLife, IncNO.....
				3818550			MetLife Global Operations Support Center Private LimitedIND.....	..NIA.....	Natiloportem Holdings, LLC	Ownership.....	..0.000	MetLife, IncNO.....
			98-0613376 ..	3818541			MetLife Services East Private LimitedIND.....	..NIA.....	MetLife Solutions Pte. Ltd.	Ownership.....	..42.721	MetLife, IncNO.....
				3818541			MetLife Services East Private LimitedIND.....	..NIA.....	Natiloportem Holdings, LLC	Ownership.....	..0.000	MetLife, IncNO.....
				3818541			MetLife Global Operations Support Center Private LimitedIND.....	..NIA.....	MetLife Global Operations Support Center Private Limited	Ownership.....	..57.279	MetLife, IncNO.....
			22-3805708 .. 20-5819518 .. 26-6122204 .. 27-0858844 ..	3302488 3921870 4254959 4278786			Newbury Insurance Company, LimitedDE.....	..IA.....	MetLife, Inc.	Ownership.....	..100.000	MetLife, IncNO.....
.0241	Metropolitan Group13626		3921870			MetLife Reinsurance Company of CharlestonSC.....	..IA.....	MetLife, Inc.	Ownership.....	..100.000	MetLife, IncNO.....
				4254959			MetLife Capital Trust IVDE.....	..NIA.....	MetLife, Inc.	Ownership.....	..100.000	MetLife, IncNO.....
				4278786			MetLife Home Loans LLCDE.....	..NIA.....	MetLife, Inc.	Ownership.....	..100.000	MetLife, IncNO.....
.0241	Metropolitan Group39950	22-2342710 ..				Metropolitan General Insurance CompanyRI.....	..RE.....	MetLife, Inc.	Ownership.....	..100.000	MetLife, IncNO.....
							MetLife Reinsurance Company of Hamilton, Ltd.								
			98-1717366 .. 55-0790010 .. 26-1511401 ..	3165807 4300892 4255107			MetLife Group, Inc.BMU..... ..NY..... ..VT.....	..IA..... ..NIA..... ..IA.....	MetLife, Inc. MetLife, Inc. MetLife, Inc.	Ownership..... Ownership..... Ownership.....	..100.000100.000100.000	MetLife, Inc MetLife, Inc MetLife, IncNO..... ...NO..... ...NO.....
.0241	Metropolitan Group62634	51-0104167 ..	4255107			Delaware American Life Insurance CompanyDE.....	..IA.....	MetLife, Inc.	Ownership.....	..100.000	MetLife, IncNO.....
			46-4298925 ..				MetLife Consumer Services, Inc.DE.....	..NIA.....	MetLife, Inc.	Ownership.....	..100.000	MetLife, IncNO.....
			81-2253384 ..				MetLife Insurance Brokerage, Inc.NY.....	..NIA.....	MetLife, Inc.	Ownership.....	..100.000	MetLife, IncNO.....
			95-3947585 ..	3166064			MetLife Investors Group, LLCDE.....	..NIA.....	MetLife, Inc.	Ownership.....	..100.000	MetLife, IncNO.....
			43-1906210 ..	3373563	1130412		MetLife Investments Securities LLC (DE)DE.....	..NIA.....	MetLife Investors Group, LLC	Ownership.....	..100.000	MetLife, IncNO.....
			43-1906210 ..				MetLife Investors Distribution CompanyMO.....	..NIA.....	MetLife Investors Group, LLC	Ownership.....	..100.000	MetLife, IncNO.....
.0241	Metropolitan Group65978	13-5581829 .. 20-2985998 ..	1583845	937834		Metropolitan Life Insurance CompanyNY..... ..DE.....	..IA..... ..NIA.....	MetLife, Inc. Metropolitan Life Insurance Company	Ownership..... Ownership.....	..100.000100.000	MetLife, Inc MetLife, IncNO..... ...NO.....
				1584785			500 Grant Street GP, LLC								
							500 Grant Street Associates Limited PartnershipCT.....	..NIA.....	500 Grant Street GP LLC	Management.....	..0.000	MetLife, IncNO.....
			22-3140349 ..				MetLife Retirement Services LLCNJ.....	..NIA.....	Metropolitan Life Insurance Company	Ownership.....	..100.000	MetLife, IncNO.....
							ML 225 6th Street Member LLCDE.....	..NIA.....	Metropolitan Life Insurance Company	Ownership.....	..100.000	MetLife, IncNO.....
			13-5581829 ..				MetLife 500 Canal Street Member LLCDE.....	..NIA.....	Metropolitan Life Insurance Company	Ownership.....	..100.000	MetLife, IncNO.....
							ML Clal Member, LLCDE.....	..NIA.....	Metropolitan Life Insurance Company	Management.....	..0.000	MetLife, IncNO.....
			46-0800386 ..				CC Holdco Manager, LLCDE.....	..NIA.....	Metropolitan Life Insurance Company	Ownership.....	..100.000	MetLife, IncNO.....
			26-0291767 ..				6104 Hollywood, LLCDE.....	..NIA.....	Metropolitan Life Insurance Company	Ownership.....	..100.000	MetLife, IncNO.....
							The Building at 575 Fifth Avenue Mezzanine LLCDE.....	..NIA.....	Metropolitan Life Insurance Company	Ownership.....	..100.000	MetLife, IncNO.....

ANNUAL STATEMENT FOR THE YEAR 2024 OF THE METROPOLITAN GENERAL INSURANCE COMPANY

SCHEDULE Y

PART 1A - DETAIL OF INSURANCE HOLDING COMPANY SYSTEM

1	2	3	4	5	6	7	8	9	10	11	12	13	14	15	16
Group Code	Group Name	NAIC Company Code	ID Number	Federal RSSD	CIK	Name of Securities Exchange if Publicly Traded (U.S. or International)	Names of Parent, Subsidiaries Or Affiliates	Domi-ciliary Location	Relation-ship to Reporting Entity	Directly Controlled by (Name of Entity/Person)	Type of Control (Ownership, Board, Management, Attorney-in-Fact, Influence, Other)	If Control is Ownership Provide Per-cent-age	Ultimate Controlling Entity(ies)/Person(s)	Is an SCA Filing Re-quired? (Yes/No)	*
							The Building at 575 Fifth Retail Holding LLC	..DE....	..NIA.....	The Building at 575 Fifth Avenue Mezzanine LLC	Ownership.....	..100.000...	MetLife, IncNO.....	
							The Building at 575 Fifth Retail Owner LLC	..DE....	..NIA.....	The Building at 575 Fifth Retail Holding LLC	Ownership.....	..100.000...	MetLife, IncNO.....	
			98-1107266				Met Canada Solar ULCCAN....	..NIA.....	MetLife Capital, Limited Partnership	Ownership.....	..100.000...	MetLife, IncNO.....	
			86-1176467				MEX DF Properties, LLCDE....	..NIA.....	Metropolitan Life Insurance Company	Ownership.....	..100.000...	MetLife, IncNO.....	
			13-5581829				Met 1065 Hotel, LLCDE....	..NIA.....	Metropolitan Life Insurance Company	Ownership.....	..100.000...	MetLife, IncNO.....	
			13-5581829				WFP 1000 Holding Company GP, LLCDE....	..NIA.....	Metropolitan Life Insurance Company	Ownership.....	..100.000...	MetLife, IncNO.....	
			13-5581829				MTU Hotel Owner, LLCDE....	..NIA.....	Metropolitan Life Insurance Company	Ownership.....	..100.000...	MetLife, IncNO.....	
							MetLife Water Tower Owner LLCDE....	..NIA.....	Metropolitan Life Insurance Company	Ownership.....	..100.000...	MetLife, IncNO.....	
							ML Bellevue Member LLCDE....	..NIA.....	Metropolitan Life Insurance Company	Ownership.....	..100.000...	MetLife, IncNO.....	
			84-1717470				MSV Irvine Property, LLCDE....	..NIA.....	Metropolitan Life Insurance Company	Management.....	..0.000...	MetLife, IncNO.....	
			13-3619870				23rd Street Investments, Inc.DE....	..NIA.....	Metropolitan Life Insurance Company	Ownership.....	..100.000...	MetLife, IncYES.....	
			96-1193029				MetLife Capital Credit L.P.DE....	..NIA.....	23rd Street Investments, Inc.	Management.....	..0.000...	MetLife, IncNO.....	
			91-1273824	4600453			MetLife Capital, Limited PartnershipDE....	..NIA.....	23rd Street Investments, Inc.	Management.....	..0.000...	MetLife, IncNO.....	
							Long Island Solar Farm, LLCDE....	..NIA.....	MetLife Capital, Limited Partnership	Management.....	..0.000...	MetLife, IncNO.....	
			43-1822723	4275507			Missouri Reinsurance, Inc.CYM....	..IA.....	Metropolitan Life Insurance Company	Ownership.....	..100.000...	MetLife, IncYES.....	
			13-3237278				MetLife Holdings, Inc.DE....	..NIA.....	Metropolitan Life Insurance Company	Ownership.....	..100.000...	MetLife, IncYES.....	
			13-3237275				MetLife Credit Corp.DE....	..NIA.....	MetLife Holdings, Inc. (DE)	Ownership.....	..100.000...	MetLife, IncNO.....	
			13-3237277				MetLife Funding, Inc.DE....	..NIA.....	MetLife Holdings, Inc. (DE)	Ownership.....	..100.000...	MetLife, IncNO.....	
			13-3170235				Metropolitan Tower Realty Company, Inc.DE....	..NIA.....	Metropolitan Life Insurance Company	Ownership.....	..100.000...	MetLife, IncYES.....	
			01-0855028				Midtown Heights, LLCDE....	..NIA.....	Metropolitan Life Insurance Company	Ownership.....	..100.000...	MetLife, IncNO.....	
			43-6026902				White Oak Royalty CompanyOK....	..NIA.....	Metropolitan Life Insurance Company	Ownership.....	..100.000...	MetLife, IncYES.....	
							Plaza Drive Properties, LLCDE....	..NIA.....	Metropolitan Life Insurance Company	Ownership.....	..100.000...	MetLife, IncNO.....	
			36-4197196				MetLife Properties Ventures, LLCDE....	..NIA.....	Metropolitan Life Insurance Company	Ownership.....	..100.000...	MetLife, IncNO.....	
			22-2375428				Transmountain Land & Livestock CompanyMT....	..NIA.....	Metropolitan Life Insurance Company	Ownership.....	..100.000...	MetLife, IncYES.....	
			34-1650967				MetLife Legal Plans, Inc.DE....	..NIA.....	Metropolitan Life Insurance Company	Ownership.....	..100.000...	MetLife, IncYES.....	
			13-3179826	3219782			MetLife Next Gen Ventures, LLCDE....	..NIA.....	Metropolitan Life Insurance Company	Ownership.....	..100.000...	MetLife, IncNO.....	
			86-1794197				1350 Eye Street Owner LLCDE....	..NIA.....	Metropolitan Life Insurance Company	Management.....	..0.000...	MetLife, IncNO.....	
			13-4047186				MetLife Tower Resources Group, Inc.DE....	..NIA.....	Metropolitan Life Insurance Company	Ownership.....	..100.000...	MetLife, IncYES.....	
			26-0404927				Housing Fund Manager, LLCDE....	..NIA.....	Metropolitan Life Insurance Company	Ownership.....	..100.000...	MetLife, IncNO.....	
			13-5581829				MTC Fund II, LLCDE....	..NIA.....	Housing Fund Manager, LLC	Management.....	..0.000...	MetLife, IncNO.....	
			14-2013939	3727429			MTC Fund III, LLCDE....	..NIA.....	Housing Fund Manager, LLC	Management.....	..0.000...	MetLife, IncNO.....	
				4254454			St. James Fleet Investments Two LimitedCYM....	..NIA.....	Metropolitan Life Insurance Company	Ownership.....	..100.000...	MetLife, IncYES.....	
			93-2031355				ML CW Member LLCDE....	..NIA.....	Metropolitan Life Insurance Company	Management.....	..0.000...	MetLife, IncNO.....	
			13-5581829				MAV Trust Holdings LLCDE....	..NIA.....	Metropolitan Life Insurance Company	Ownership.....	..100.000...	MetLife, IncNO.....	
			13-5581829				MAV 1DE....	..NIA.....	Metropolitan Life Insurance Company	Ownership.....	..100.000...	MetLife, IncNO.....	
							ML Cial Member 2.0, LLCDE....	..NIA.....	Metropolitan Life Insurance Company	Ownership.....	..100.000...	MetLife, IncNO.....	
					0001719327		MetLife Securitization Depositor LLCDE....	..NIA.....	Metropolitan Life Insurance Company	Ownership.....	..100.000...	MetLife, IncNO.....	
			06-1535895				PREFCO Fourteen, LLCDE....	..NIA.....	Metropolitan Life Insurance Company	Ownership.....	..100.000...	MetLife, IncNO.....	
							ML HS Member LLCDE....	..NIA.....	Metropolitan Life Insurance Company	Ownership.....	..100.000...	MetLife, IncNO.....	
							ML MMIP Member, LLCDE....	..NIA.....	Metropolitan Life Insurance Company	Ownership.....	..100.000...	MetLife, IncNO.....	
			82-5393412				Pacific Logistics Industrial South, LLCDE....	..NIA.....	Metropolitan Life Insurance Company	Ownership.....	..100.000...	MetLife, IncNO.....	
							MetLife RC SF Member, LLCDE....	..NIA.....	Metropolitan Life Insurance Company	Ownership.....	..100.000...	MetLife, IncNO.....	
			46-3608641				ML Swan Mezz, LLCDE....	..NIA.....	Metropolitan Life Insurance Company	Ownership.....	..100.000...	MetLife, IncNO.....	
			46-3589015				ML Swan GP, LLCDE....	..NIA.....	ML Swan Mezz, LLC	Ownership.....	..100.000...	MetLife, IncNO.....	
			46-3616798				ML Dolphin Mezz, LLCDE....	..NIA.....	Metropolitan Life Insurance Company	Ownership.....	..100.000...	MetLife, IncNO.....	
			82-4889675				ML Southlands Member, LLCDE....	..NIA.....	Metropolitan Life Insurance Company	Management.....	..0.000...	MetLife, IncNO.....	
			83-2970698				ML Port Chester SC Member, LLCDE....	..NIA.....	Metropolitan Life Insurance Company	Management.....	..0.000...	MetLife, IncNO.....	

ANNUAL STATEMENT FOR THE YEAR 2024 OF THE METROPOLITAN GENERAL INSURANCE COMPANY

SCHEDULE Y

PART 1A - DETAIL OF INSURANCE HOLDING COMPANY SYSTEM

1	2	3	4	5	6	7	8	9	10	11	12	13	14	15	16
Group Code	Group Name	NAIC Company Code	ID Number	Federal RSSD	CIK	Name of Securities Exchange if Publicly Traded (U.S. or International)	Names of Parent, Subsidiaries Or Affiliates	Domi-ciliary Location	Relation-ship to Reporting Entity	Directly Controlled by (Name of Entity/Person)	Type of Control (Ownership, Board, Management, Attorney-in-Fact, Influence, Other)	If Control is Ownership Provide Per-centage	Ultimate Controlling Entity(ies)/Person(s)	Is an SCA Filing Re-quired? (Yes/No)	*
			82-4019470 ..				ML Cerritos TC Member, LLCDE....	..NIA.....	Metropolitan Life Insurance Company	Management.....	..0.000	MetLife, IncNO.....
			82-5351346 ..				ML Sloan's Lake Member, LLCDE....	..NIA.....	Metropolitan Life Insurance Company	Ownership.....	..100.000	MetLife, IncNO.....
							ML 610 Zane Member, LLCDE....	..NIA.....	Metropolitan Life Insurance Company	Ownership.....	..100.000	MetLife, IncNO.....
							HD Owner LLCDE....	..NIA.....	Metropolitan Life Insurance Company	Ownership.....	..100.000	MetLife, IncNO.....
							ML Sentinel Square Member, LLCDE....	..NIA.....	Metropolitan Life Insurance Company	Ownership.....	..100.000	MetLife, IncNO.....
			46-3593573 ..				ML Dolphin GP, LLCDE....	..NIA.....	ML Dolphin Mezz, LLC	Ownership.....	..100.000	MetLife, IncNO.....
							Haskell East Village, LLCDE....	..NIA.....	Metropolitan Life Insurance Company	Ownership.....	..100.000	MetLife, IncNO.....
			46-0803970 ..				MetLife CC Member, LLCDE....	..NIA.....	Metropolitan Life Insurance Company	Management.....	..0.000	MetLife, IncNO.....
			80-0821598 ..				Oconee Hotel Company, LLCDE....	..NIA.....	Metropolitan Life Insurance Company	Ownership.....	..100.000	MetLife, IncNO.....
			80-0823015 ..				Oconee Land Company, LLCDE....	..NIA.....	Metropolitan Life Insurance Company	Ownership.....	..100.000	MetLife, IncNO.....
			80-0823413 ..				Oconee Land Development Company, LLCDE....	..NIA.....	Oconee Land Company, LLC	Ownership.....	..100.000	MetLife, IncNO.....
			90-0853553 ..				Oconee Golf Company, LLCDE....	..NIA.....	Oconee Land Company, LLC	Ownership.....	..100.000	MetLife, IncNO.....
			37-1694299 ..				Oconee Marina Company, LLCDE....	..NIA.....	Oconee Land Company, LLC	Ownership.....	..100.000	MetLife, IncNO.....
							ML 1960 Grand LLCDE....	..NIA.....	Metropolitan Life Insurance Company	Ownership.....	..100.000	MetLife, IncNO.....
							ML 240 West 35th Owner LLCDE....	..NIA.....	Metropolitan Life Insurance Company	Ownership.....	..100.000	MetLife, IncNO.....
							ML Artisan Crossing PE Member, LLCDE....	..NIA.....	Metropolitan Life Insurance Company	Ownership.....	..100.000	MetLife, IncNO.....
			13-5581829 ..				MMMQ TRUST HOLDINGS LLCDE....	..NIA.....	Metropolitan Life Insurance Company	Ownership.....	..100.000	MetLife, IncNO.....
			13-5581829 ..				MMQM TRUST 2020DE....	..NIA.....	MMMQ TRUST HOLDINGS LLC	Ownership.....	..100.000	MetLife, IncNO.....
							ML Hudson Member, LLCDE....	..NIA.....	Metropolitan Life Insurance Company	Ownership.....	..100.000	MetLife, IncNO.....
			46-2460801 ..				1201 TAB Manager, LLCDE....	..NIA.....	Metropolitan Life Insurance Company	Ownership.....	..100.000	MetLife, IncNO.....
			46-2460801 ..				MetLife 1201 TAB Member, LLCDE....	..NIA.....	Metropolitan Life Insurance Company	Ownership.....	..100.000	MetLife, IncNO.....
			46-2477278 ..				MetLife LHM Member, LLCDE....	..NIA.....	Metropolitan Life Insurance Company	Management.....	..0.000	MetLife, IncNO.....
							MetLife Ashton Austin Owner, LLCDE....	..NIA.....	Metropolitan Life Insurance Company	Ownership.....	..100.000	MetLife, IncNO.....
			13-5581829 ..				MetLife Acoma Owner, LLCDE....	..NIA.....	Metropolitan Life Insurance Company	Ownership.....	..100.000	MetLife, IncNO.....
							ML Matson Mills Member LLCDE....	..NIA.....	Metropolitan Life Insurance Company	Ownership.....	..100.000	MetLife, IncNO.....
			87-4569349 ..				ML University Town Center Member, LLCDE....	..NIA.....	Metropolitan Life Insurance Company	Ownership.....	..100.000	MetLife, IncNO.....
							ML 300 Third Member LLCDE....	..NIA.....	Metropolitan Life Insurance Company	Ownership.....	..100.000	MetLife, IncNO.....
							Boulevard Residential, LLCDE....	..NIA.....	Metropolitan Life Insurance Company	Ownership.....	..100.000	MetLife, IncNO.....
							MetLife Ontario Street Member, LLCDE....	..NIA.....	Metropolitan Life Insurance Company	Ownership.....	..100.000	MetLife, IncNO.....
			46-4158087 ..				MetLife 555 12th Member, LLCDE....	..NIA.....	Metropolitan Life Insurance Company	Management.....	..0.000	MetLife, IncNO.....
			82-3135079 ..				150 North Riverside PE Member, LLCDE....	..NIA.....	Metropolitan Life Insurance Company	Management.....	..0.000	MetLife, IncNO.....
			46-4283517 ..				MetLife Camino Ramon Member, LLCDE....	..NIA.....	Metropolitan Life Insurance Company	Management.....	..0.000	MetLife, IncNO.....
			13-5581829 ..				ML OMD Member, LLCDE....	..NIA.....	Metropolitan Life Insurance Company	Ownership.....	..100.000	MetLife, IncNO.....
			46-4129811 ..				MetLife 425 MKT Member, LLCDE....	..NIA.....	Metropolitan Life Insurance Company	Management.....	..0.000	MetLife, IncNO.....
							ML Navy Yard Member, LLCDE....	..NIA.....	Metropolitan Life Insurance Company	Ownership.....	..100.000	MetLife, IncNO.....
							ML 335 8th PE Member, LLCDE....	..NIA.....	Metropolitan Life Insurance Company	Ownership.....	..100.000	MetLife, IncNO.....
							ML Terminal 106 Member, LLCDE....	..NIA.....	Metropolitan Life Insurance Company	Management.....	..0.000	MetLife, IncNO.....
			13-5581829 ..				Southcreek Industrial Holdings, LLCDE....	..NIA.....	Metropolitan Life Insurance Company	Ownership.....	..100.000	MetLife, IncNO.....
			46-4229772 ..				MetLife THR Investor, LLCDE....	..NIA.....	Metropolitan Life Insurance Company	Ownership.....	..100.000	MetLife, IncNO.....
			13-5581829 ..				MCJV, LLCDE....	..NIA.....	Metropolitan Life Insurance Company	Ownership.....	..100.000	MetLife, IncNO.....
							MetLife OFC Member, LLCDE....	..NIA.....	Metropolitan Life Insurance Company	Ownership.....	..100.000	MetLife, IncNO.....
			46-4584166 ..				ML Southmore, LLCDE....	..NIA.....	Metropolitan Life Insurance Company	Management.....	..0.000	MetLife, IncNO.....
							MetLife GV Owner LLCDE....	..NIA.....	Metropolitan Life Insurance Company	Ownership.....	..100.000	MetLife, IncNO.....
			13-5581829 ..				MetLife Private Equity Holdings, LLCDE....	..NIA.....	MetLife SP Holdings, LLC	Ownership.....	..100.000	MetLife, IncNO.....
			20-8254446 ..				10700 Wilshire, LLCDE....	..NIA.....	Metropolitan Life Insurance Company	Ownership.....	..100.000	MetLife, IncNO.....
			47-3741955 ..				ML Miliiani Member, LLCDE....	..NIA.....	Metropolitan Life Insurance Company	Management.....	..0.000	MetLife, IncNO.....
			47-5228317 ..				MOPP Owners, LLCDE....	..NIA.....	Metropolitan Life Insurance Company	Management.....	..0.000	MetLife, IncNO.....
							MOPP Marbella Member, LLCDE....	..NIA.....	MOPP Owners, LLC	Management.....	..0.000	MetLife, IncNO.....
			20-3700390 ..				Viridian Miracle Mile, LLCDE....	..NIA.....	Metropolitan Life Insurance Company	Ownership.....	..100.000	MetLife, IncNO.....

ANNUAL STATEMENT FOR THE YEAR 2024 OF THE METROPOLITAN GENERAL INSURANCE COMPANY

SCHEDULE Y

PART 1A - DETAIL OF INSURANCE HOLDING COMPANY SYSTEM

1	2	3	4	5	6	7	8	9	10	11	12	13	14	15	16
Group Code	Group Name	NAIC Company Code	ID Number	Federal RSSD	CIK	Name of Securities Exchange if Publicly Traded (U.S. or International)	Names of Parent, Subsidiaries Or Affiliates	Domi-ciliary Location	Relation-ship to Reporting Entity	Directly Controlled by (Name of Entity/Person)	Type of Control (Ownership, Board, Management, Attorney-in-Fact, Influence, Other)	If Control is Ownership Provide Percen-tage	Ultimate Controlling Entity(ies)/Person(s)	Is an SCA Filing Re-quired? (Yes/No)	*
							ML-AI MetLife Member 5, LLCDE.....	NIA.....	Metropolitan Life Insurance Company	Ownership.....	100.000	MetLife, IncNO.....
							MetLife Park Tower Member , LLCDE.....	NIA.....	Metropolitan Life Insurance Company	Ownership.....	100.000	MetLife, IncNO.....
							Park Tower REIT, Inc.DE.....	NIA.....	MetLife Park Tower Member, LLC	Ownership.....	100.000	MetLife, IncNO.....
			47-5505232 ..				Park Tower JV Member, LLCDE.....	NIA.....	Park Tower REIT, Inc.	Ownership.....	100.000	MetLife, IncNO.....
			81-1408328 ..				MetLife Chino Member, LLCDE.....	NIA.....	Metropolitan Life Insurance Company	Ownership.....	100.000	MetLife, IncNO.....
			82-1637862 ..				MetLife Boro Station Member, LLCDE.....	NIA.....	Metropolitan Life Insurance Company	Ownership.....	100.000	MetLife, IncNO.....
			13-5581829 ..				ML PE Terminal 106, LLCDE.....	NIA.....	Metropolitan Life Insurance Company	Management.....	0.000	MetLife, IncNO.....
			92-3139130 ..				ML One Bedminster, LLCDE.....	NIA.....	Metropolitan Life Insurance Company	Ownership.....	100.000	MetLife, IncNO.....
							Pacific Logistics Industrial North, LLCDE.....	NIA.....	Metropolitan Life Insurance Company	Ownership.....	100.000	MetLife, IncNO.....
							MMP Owners, LLCDE.....	NIA.....	Metropolitan Life Insurance Company	Ownership.....	100.000	MetLife, IncNO.....
							ML AG Member LLCDE.....	NIA.....	Metropolitan Life Insurance Company	Ownership.....	100.000	MetLife, IncNO.....
							ML Corner 63 Member, LLCDE.....	NIA.....	Metropolitan Life Insurance Company	Ownership.....	100.000	MetLife, IncNO.....
			13-5581829 ..				MetLife 8280 Member, LLCDE.....	NIA.....	Metropolitan Life Insurance Company	Ownership.....	100.000	MetLife, IncNO.....
							MetLife Campus at SGV Member, LLCDE.....	NIA.....	Metropolitan Life Insurance Company	Ownership.....	100.000	MetLife, IncNO.....
							MC Portfolio JV Member, LLCDE.....	NIA.....	Metropolitan Life Insurance Company	Ownership.....	100.000	MetLife, IncNO.....
			13-5581829 ..				MMP Owners III, LLCDE.....	NIA.....	Metropolitan Life Insurance Company	Ownership.....	100.000	MetLife, IncNO.....
							MetLife Multi-Family Partners III, LLCDE.....	NIA.....	MMP Owners III, LLC	Ownership.....	100.000	MetLife, IncNO.....
			13-5581829 ..				MMP Holdings III, LLCDE.....	NIA.....	MetLife Multi-Family Partners III, LLC	Ownership.....	100.000	MetLife, IncNO.....
			13-5581829 ..				MMP Cedar Street REIT, LLCDE.....	NIA.....	MMP Holdings III, LLC	Ownership.....	100.000	MetLife, IncNO.....
			13-5581829 ..				MMP Cedar Street Owner, LLCDE.....	NIA.....	MMP Cedar Street REIT, LLC	Ownership.....	100.000	MetLife, IncNO.....
			13-5581829 ..				MMP South Park REIT, LLCDE.....	NIA.....	MMP Holdings III, LLC	Ownership.....	100.000	MetLife, IncNO.....
			13-5581829 ..				MMP South Park Owner, LLCDE.....	NIA.....	MMP South Park REIT, LLC	Ownership.....	100.000	MetLife, IncNO.....
			13-5581829 ..				MMP Olivian REIT, LLCDE.....	NIA.....	MMP Holdings III, LLC	Ownership.....	100.000	MetLife, IncNO.....
			13-5581829 ..				MMP Olivian Owner, LLCDE.....	NIA.....	MMP Olivian REIT, LLC	Ownership.....	100.000	MetLife, IncNO.....
							MCRE Block 40, LPDE.....	NIA.....	Metropolitan Life Insurance Company	Ownership.....	100.000	MetLife, IncNO.....
							MetLife Japan US Equity Owners LLCDE.....	NIA.....	Metropolitan Life Insurance Company	Ownership.....	100.000	MetLife, IncNO.....
			13-5581829 ..				MetLife SP Holdings, LLCDE.....	NIA.....	Metropolitan Life Insurance Company	Ownership.....	100.000	MetLife, IncNO.....
			47-2085444 ..				ML-AI MetLife Member 2, LLCDE.....	NIA.....	Metropolitan Life Insurance Company	Management.....	0.000	MetLife, IncNO.....
							ML-AI MetLife Member 3, LLCDE.....	NIA.....	Metropolitan Life Insurance Company	Ownership.....	100.000	MetLife, IncNO.....
							ML-AI MetLife Member 4, LLCDE.....	NIA.....	Metropolitan Life Insurance Company	Management.....	0.000	MetLife, IncNO.....
			82-2216412 ..				White Tract II, LLCDE.....	NIA.....	Metropolitan Life Insurance Company	Ownership.....	100.000	MetLife, IncNO.....
			46-4255167 ..				ML Terraces, LLCDE.....	NIA.....	Metropolitan Life Insurance Company	Ownership.....	100.000	MetLife, IncNO.....
							MetLife 1007 Stewart, LLCDE.....	NIA.....	Metropolitan Life Insurance Company	Ownership.....	100.000	MetLife, IncNO.....
							Chestnut Flats Wind, LLCDE.....	NIA.....	Metropolitan Life Insurance Company	Ownership.....	100.000	MetLife, IncNO.....
			47-1256270 ..				MetLife OBS Member, LLCDE.....	NIA.....	Metropolitan Life Insurance Company	Ownership.....	100.000	MetLife, IncNO.....
							MetLife FM Hotel Member, LLCDE.....	NIA.....	Metropolitan Life Insurance Company	Ownership.....	100.000	MetLife, IncNO.....
							LHCW Holdings (U.S.) LLCDE.....	NIA.....	MetLife FM Hotel Member, LLC	Ownership.....	100.000	MetLife, IncNO.....
							LHC Holdings (U.S.) LLCDE.....	NIA.....	LHCW Holdings (U.S.) LLC	Ownership.....	100.000	MetLife, IncNO.....
							LHCW Hotel Holding (U.S.) LLCDE.....	NIA.....	LHC Holdings (U.S.) LLC	Ownership.....	100.000	MetLife, IncNO.....
							LHCW Hotel Holding (2002) LLCDE.....	NIA.....	LHCW Hotel Holding (U.S.) LLC	Ownership.....	100.000	MetLife, IncNO.....
							LHCW Hotel Operating Company (2002) LLCDE.....	NIA.....	LHCW Hotel Holding (U.S.) LLC	Ownership.....	100.000	MetLife, IncNO.....
							MetLife HCMJV 1 GP, LLCDE.....	NIA.....	Metropolitan Life Insurance Company	Ownership.....	100.000	MetLife, IncNO.....
							MetLife HCMJV 1 LP, LLCDE.....	NIA.....	Metropolitan Life Insurance Company	Ownership.....	100.000	MetLife, IncNO.....
							Sino-US United MetLife Insurance Co. Ltd.CHN.....	IA.....	Metropolitan Life Insurance Company	Ownership.....	50.000	MetLife, IncNO.....
			84-4913232 ..				ML Armature Member, LLCDE.....	NIA.....	Metropolitan Life Insurance Company	Management.....	0.000	MetLife, IncNO.....
			13-5581829 ..				TOV OWNER LLCDE.....	NIA.....	Metropolitan Life Insurance Company	Ownership.....	100.000	MetLife, IncNO.....
			13-5581829 ..				MZO OWNER LLCDE.....	NIA.....	Metropolitan Life Insurance Company	Ownership.....	100.000	MetLife, IncNO.....
			81-0706365 ..				Versant Health, Inc.DE.....	NIA.....	MetLife, Inc.	Ownership.....	100.000	MetLife, IncNO.....
			81-0711451 ..				Versant Health Holdco, Inc.DE.....	NIA.....	Versant Health, Inc.	Ownership.....	100.000	MetLife, IncNO.....

ANNUAL STATEMENT FOR THE YEAR 2024 OF THE METROPOLITAN GENERAL INSURANCE COMPANY

SCHEDULE Y

PART 1A - DETAIL OF INSURANCE HOLDING COMPANY SYSTEM

1	2	3	4	5	6	7	8	9	10	11	12	13	14	15	16
Group Code	Group Name	NAIC Company Code	ID Number	Federal RSSD	CIK	Name of Securities Exchange if Publicly Traded (U.S. or International)	Names of Parent, Subsidiaries Or Affiliates	Domi-ciliary Location	Relation-ship to Reporting Entity	Directly Controlled by (Name of Entity/Person)	Type of Control (Ownership, Board, Management, Attorney-in-Fact, Influence, Other)	If Control is Ownership Provide Percen-tage	Ultimate Controlling Entity(ies)/Person(s)	Is an SCA Filing Re-quired? (Yes/No)	*
0241	Metropolitan Group	60188	80-0769466 11-3051991 11-2958041 84-1800280 13-3741352 86-0757439				Versant Health Consolidations Corp. Davis Vision, Inc DavisVision IPA, Inc. Versant Health Lab, LLC Superior Vision Services, Inc. Superior Vision Insurance, Inc. Vision Twenty-One Managed Eye Care IPA, Inc.DE..... ..NY..... ..NY..... ..DE..... ..DE..... ..AZ.....	..NIA..... ..NIA..... ..NIA..... ..NIA..... ..NIA..... ..IA.....	Versant Health Holdco., Inc Versant Health Consolidations Corp. Davis Vision, Inc Davis Vision, Inc Versant Health Consolidations Corp. Superior Vision Services, Inc.	Ownership..... Ownership..... Ownership..... Ownership..... Ownership..... Ownership.....	100.000 ... 100.000 ... 100.000 ... 100.000 ... 100.000 ... 100.000 ...	MetLife, Inc MetLife, Inc MetLife, Inc MetLife, Inc MetLife, Inc MetLife, IncNO..... ...NO..... ...NO..... ...NO..... ...NO..... ...NO.....	
0241	Metropolitan Group	52005	11-3391532 39-1736329				Superior Vision Insurance Plan of Wisconsin, Inc. Vision 21 Physician Practice Management Company Superior Vision Benefit Management, Inc. Block Vision of Texas, Inc. UVC Independent Practice Association, Inc. . Superior Vision of New Jersey, Inc.NY..... ..WI..... ..FL..... ..NJ..... ..TX..... ..NY..... ..NJ.....	..NIA..... ..IA..... ..NIA..... ..IA..... ..NIA..... ..IA.....	Versant Health Consolidations Corp. Versant Health Consolidations Corp. Versant Health Consolidations Corp. Superior Vision Benefit Management, Inc. . Superior Vision Benefit Management, Inc. . Superior Vision Benefit Management, Inc. .	Ownership..... Ownership..... Ownership..... Ownership..... Ownership..... Ownership.....	100.000 ... 100.000 ... 100.000 ... 100.000 ... 100.000 ... 100.000 ...	MetLife, Inc MetLife, Inc MetLife, Inc MetLife, Inc MetLife, Inc MetLife, IncNO..... ...NO..... ...NO..... ...NO..... ...NO..... ...NO.....	
0241	Metropolitan Group	95387	59-2749609 22-2512390 75-2631278				MetLife Assignment Company, Inc (DE) MTL HS Member LLC MTL GV Owner LLC MTL Leasing, LLC SafeGuard Health Enterprises, Inc. MetLife Health Plans, Inc. SafeGuard Health Plans, Inc. (CA)DE..... ..DE..... ..DE..... ..DE..... ..DE..... ..NJ..... ..CA..... ..CA..... ..CA..... ..FL..... ..TX..... ..DE.....	..NIA..... ..NIA..... ..NIA..... ..NIA..... ..NIA..... ..IA..... ..IA..... ..IA..... ..IA..... ..IA..... ..IA.....	MetLife, Inc Metropolitan Tower Life Insurance Company Metropolitan Tower Life Insurance Company Metropolitan Tower Life Insurance Company MetLife, Inc. SafeGuard Health Enterprises, Inc. SafeGuard Health Enterprises, Inc. SafeGuard Health Enterprises, Inc. SafeGuard Health Enterprises, Inc. SafeGuard Health Enterprises, Inc. SafeGuard Health Enterprises, Inc. MetLife, Inc.	Ownership..... Ownership..... Ownership..... Ownership..... Ownership..... Ownership..... Ownership..... Ownership..... Ownership..... Ownership..... Ownership..... Ownership.....	100.000 ... 100.000 ... 100.000 ... 100.000 ... 100.000 ... 100.000 ... 100.000 ... 100.000 ... 100.000 ... 100.000 ... 100.000 ... 100.000 ...	MetLife, Inc MetLife, Inc MetLife, Inc MetLife, Inc MetLife, Inc MetLife, Inc MetLife, Inc MetLife, Inc MetLife, Inc MetLife, Inc MetLife, Inc MetLife, IncNO..... ...YES..... ...NO..... ...NO..... ...NO..... ...NO..... ...NO..... ...NO..... ...NO..... ...NO..... ...NO..... ...NO.....	
0241	Metropolitan Group	14170	52-1528581 33-0733552 95-2879515	3219773	0000727303		SafeGuard Health Enterprises, Inc. MetLife Health Plans, Inc. SafeGuard Health Plans, Inc. (CA)DE..... ..NJ..... ..CA..... ..CA..... ..CA..... ..FL..... ..TX..... ..DE.....	..NIA..... ..IA..... ..IA..... ..IA..... ..IA..... ..IA..... ..IA..... ..IA.....	MetLife, Inc. SafeGuard Health Enterprises, Inc. SafeGuard Health Enterprises, Inc. SafeGuard Health Enterprises, Inc. SafeGuard Health Enterprises, Inc. SafeGuard Health Enterprises, Inc. SafeGuard Health Enterprises, Inc. MetLife, Inc.	Ownership..... Ownership..... Ownership..... Ownership..... Ownership..... Ownership..... Ownership..... Ownership.....	100.000 ... 100.000 ... 100.000 ... 100.000 ... 100.000 ... 100.000 ... 100.000 ... 100.000 ...	MetLife, Inc MetLife, Inc MetLife, Inc MetLife, Inc MetLife, Inc MetLife, Inc MetLife, Inc MetLife, IncNO..... ...NO..... ...NO..... ...NO..... ...NO..... ...NO..... ...NO..... ...NO.....	
0241	Metropolitan Group	79014	33-0515751				SafeHealth Life Insurance CompanyCA.....	..IA.....	SafeGuard Health Enterprises, Inc.	Ownership.....	100.000 ...	MetLife, IncNO.....	
0241	Metropolitan Group	52009	65-0073323				SafeGuard Health Plans, Inc. (FL)FL.....	..IA.....	SafeGuard Health Enterprises, Inc.	Ownership.....	100.000 ...	MetLife, IncNO.....	
0241	Metropolitan Group	95051	75-2046497				SafeGuard Health Plans, Inc. (TX)TX.....	..IA.....	SafeGuard Health Enterprises, Inc.	Ownership.....	100.000 ...	MetLife, IncNO.....	
0241	Metropolitan Group	60690	98-0000065	4247326			American Life Insurance Company BIDV MetLife Life Insurance Limited Liability Company MetLife Insurance K.K. (Japan) Fortissimo Co., Ltd MetLife Japan Water Tower Owner (Blocker) LLCDE..... ..VNM..... ..JPN..... ..JPN..... ..DE..... ..DE..... ..DE..... ..DE.....	..IA..... ..IA..... ..IA..... ..IA..... ..IA..... ..IA..... ..IA..... ..IA.....	American Life Insurance Company American Life Insurance Company MetLife Insurance K.K. (Japan) MetLife Insurance K.K. (Japan) MetLife Insurance K.K. (Japan) MetLife Insurance K.K. (Japan) MetLife Global Holding Company I GmbH (Swiss)	Ownership..... Ownership..... Ownership..... Ownership..... Ownership..... Ownership..... Ownership.....	100.000 ... 60.610 ... 100.000 ... 100.000 ... 100.000 ... 100.000 ... 84.125 ...	MetLife, Inc MetLife, Inc MetLife, Inc MetLife, Inc MetLife, Inc MetLife, Inc MetLife, IncNO..... ...NO..... ...NO..... ...NO..... ...NO..... ...NO..... ...NO.....	
			88-1313096 92-0658692				MetLife Japan Owner (Blocker) LLC MetLife Japan 240 West 35th Owner (Blocker) LLCDE..... ..DE..... ..DE.....	..IA..... ..IA..... ..IA.....	MetLife Insurance K.K. (Japan) MetLife Insurance K.K. (Japan) MetLife Insurance K.K. (Japan) MetLife Global Holding Company I GmbH (Swiss)	Ownership..... Ownership..... Ownership..... Ownership.....	100.000 ... 100.000 ... 100.000 ... 84.125 ...	MetLife, Inc MetLife, Inc MetLife, Inc MetLife, IncNO..... ...NO..... ...NO..... ...NO.....	
			51-0205283		4250018		MetLife, Life Insurance Company (Egypt) MetLife Global Holding Company III GmbH International Technical and Advisory Services LimitedEGY..... ..CHE..... ..DE.....	..NIA..... ..NIA..... ..NIA.....	(Swiss) American Life Insurance Company American Life Insurance Company	Ownership..... Ownership..... Ownership.....	100.000 ... 100.000 ... 100.000 ...	MetLife, Inc MetLife, Inc MetLife, IncNO..... ...NO..... ...YES.....	
			02-0649743				Borderland Investments Limited (USA-Delaware)DE.....	..NIA.....	American Life Insurance Company	Ownership.....	100.000 ...	MetLife, IncYES.....	
							ALICO Hellas Single Member Limited Liability Company (Greece)GRC.....	..NIA.....	Borderland Investments Limited (DE)	Ownership.....	100.000 ...	MetLife, IncNO.....	
			13-3912049 13-3919049				ALICO Properties, Inc. (USA-Delaware) Global Properties, Inc. (USA-Delaware) MetLife Global Holding Company I GmbH (Swiss)DE..... ..DE..... ..CHE.....	..NIA..... ..NIA..... ..NIA.....	American Life Insurance Company ALICO Properties, Inc. American Life Insurance Company	Ownership..... Ownership..... Ownership.....	51.000 ... 100.000 ... 100.000 ...	MetLife, Inc MetLife, Inc MetLife, IncYES..... ...NO..... ...NO.....	

ANNUAL STATEMENT FOR THE YEAR 2024 OF THE METROPOLITAN GENERAL INSURANCE COMPANY

SCHEDULE Y
PART 1A - DETAIL OF INSURANCE HOLDING COMPANY SYSTEM

1	2	3	4	5	6	7	8	9	10	11	12	13	14	15	16
Group Code	Group Name	NAIC Company Code	ID Number	Federal RSSD	CIK	Name of Securities Exchange if Publicly Traded (U.S. or International)	Names of Parent, Subsidiaries Or Affiliates	Domi-ciliary Location	Relation-ship to Reporting Entity	Directly Controlled by (Name of Entity/Person)	Type of Control (Ownership, Board, Management, Attorney-in-Fact, Influence, Other)	If Control is Owner-ship Provide Percen-tage	Ultimate Controlling Entity(ies)/Person(s)	Is an SCA Filing Re-quired? (Yes/No)	*
							MetLife Japan 1960 Grand Blocker LLCDE.....NIA.....	MetLife Insurance K.K. (Japan)	Ownership.....	100.000 ...	MetLife, IncNO.....
			13-3759652 ..	3166279			MetLife International Holdings, LLCDE.....NIA.....	MetLife Global Holding Company II LLC (Swiss and DE)	Ownership.....	100.000 ...	MetLife, IncNO.....
				4240907			MM Global Operations Support Center, S.A. de C.V.MEX.....NIA.....	MetLife Global Holding Company II LLC (Swiss and DE)	Ownership.....	100.000 ...	MetLife, IncNO.....
				4240907			MM Global Operations Support Center, S.A. de C.V.MEX.....NIA.....	MetLife UK Management Company Limited (England/UK)	Ownership.....	..0.001 ...	MetLife, IncNO.....
				4254995			Fundacion MetLife Mexico, A.C.MEX.....NIA.....	MM Global Operations Support Center, S.A. de C.V., S.A. de C.V.	Ownership.....	100.000 ...	MetLife, IncNO.....
							MetLife Asia Services Sdn. BhdMYS.....NIA.....	MetLife Global Holding Company II LLC (Swiss and DE)	Ownership.....	100.000 ...	MetLife, IncNO.....
			AA-1860015 ..				MetLife Emeklilik ve Hayat A.S. (Turkey)TUR.....IA.....	MetLife Global Holding Company II LLC (Swiss and DE)	Ownership.....	99.980 ...	MetLife, IncNO.....
				4250072			PJSC MetLife (Ukraine)UKR.....IA.....	MetLife Global Holding Company II LLC (Swiss and DE)	Ownership.....	99.999 ...	MetLife, IncNO.....
				4250072			PJSC MetLife (Ukraine)UKR.....IA.....	International Technical and Advisory Services Limited (DE)	Ownership.....	..0.001 ...	MetLife, IncNO.....
				4250072			PJSC MetLife (Ukraine)UKR.....IA.....	Borderland Investments Limited (DE)	Ownership.....	..0.001 ...	MetLife, IncNO.....
							MetLife Innovation Centre LimitedIRL.....NIA.....	MetLife Global Holding Company II LLC (Swiss and DE)	Ownership.....	99.999 ...	MetLife, IncNO.....
							MetLife Investment Management Japan, Ltd.JPN.....NIA.....	ALICO Operations, LLC (DE)	Ownership.....	100.000 ...	MetLife, IncNO.....
				4251293			MetLife Seguros S.A. (Uruguay)URY.....IA.....	ALICO Operations, LLC (DE)	Ownership.....	100.000 ...	MetLife, IncNO.....
							MetLife Colombia Seguros de Vida S.A. (Columbia)COL.....IA.....	MetLife Global Holding Company II LLC (Swiss and DE)	Ownership.....	90.000 ...	MetLife, IncNO.....
							MetLife Colombia Seguros de Vida S.A. (Columbia)COL.....IA.....	MetLife Global Holding Company I GmbH (Swiss)	Ownership.....	10.000 ...	MetLife, IncNO.....
							MetLife Colombia Seguros de Vida S.A. (Columbia)COL.....IA.....	International Technical and Advisory Services Limited (DE)	Ownership.....	..0.000 ...	MetLife, IncNO.....
							MetLife Colombia Seguros de Vida S.A. (Columbia)COL.....IA.....	Borderland Investments Limited (DE)	Ownership.....	..0.000 ...	MetLife, IncNO.....
							MetLife Colombia Seguros de Vida S.A. (Columbia)COL.....IA.....	Natiloportem Holdings, LLC	Ownership.....	..0.000 ...	MetLife, IncNO.....
				4254445			MetLife Latin America Asesorias e Inversiones Limitada (Chile)CHL.....NIA.....	MetLife Investment Management Holdings (Ireland) Limited (Ireland)	Ownership.....	99.990 ...	MetLife, IncNO.....
				4254445			MetLife Latin America Asesorias e Inversiones Limitada (Chile)CHL.....NIA.....	MetLife Global Holding Company II LLC (Swiss and DE)	Ownership.....	..0.010 ...	MetLife, IncNO.....
							MetLife Investment Management Europe Limited (Ireland)IRL.....NIA.....	MetLife Investment Management Holdings (Ireland) Limited (Ireland)	Ownership.....	100.000 ...	MetLife, IncNO.....
				4275534			MetLife Investments Asia Limited (Hong Kong)HKG.....NIA.....	MetLife Investment Management Holdings (Ireland) Limited (Ireland)	Ownership.....	100.000 ...	MetLife, IncNO.....
				4254427			MetLife Investments Limited (UK)GBR.....IA.....	MetLife Investment Management Holdings (Ireland) Limited (Ireland)	Ownership.....	100.000 ...	MetLife, IncNO.....
							MetLife Investment Management Holdings (Ireland) Limited (Ireland)IRL.....NIA.....	MetLife Global Holding Company II LLC (Swiss and DE)	Ownership.....	100.000 ...	MetLife, IncNO.....
			30-0615846 ..				ALICO Operations, LLC (DE)DE.....NIA.....	MetLife Global Holding Company II LLC (Swiss and DE)	Ownership.....	100.000 ...	MetLife, IncNO.....
							MetLife Asia Holding Company Pte. Ltd.SGP.....NIA.....	MetLife Global Holding Company II LLC (Swiss and DE)	Ownership.....	100.000 ...	MetLife, IncNO.....
							MetLife UK LimitedGBR.....IA.....	MetLife Global Holding Company II LLC (Swiss and DE)	Ownership.....	100.000 ...	MetLife, IncNO.....
							Affirmative Investment Management Partners LtdGBR.....NIA.....	MetLife Investment Management Holdings (Ireland) Limited (Ireland)	Ownership.....	100.000 ...	MetLife, IncNO.....

ANNUAL STATEMENT FOR THE YEAR 2024 OF THE METROPOLITAN GENERAL INSURANCE COMPANY

SCHEDULE Y

PART 1A - DETAIL OF INSURANCE HOLDING COMPANY SYSTEM

1	2	3	4	5	6	7	8	9	10	11	12	13	14	15	16
Group Code	Group Name	NAIC Company Code	ID Number	Federal RSSD	CIK	Name of Securities Exchange if Publicly Traded (U.S. or International)	Names of Parent, Subsidiaries Or Affiliates	Domi-ciliary Location	Relation-ship to Reporting Entity	Directly Controlled by (Name of Entity/Person)	Type of Control (Ownership, Board, Management, Attorney-in-Fact, Influence, Other)	If Control is Ownership Provide Percen-tage	Ultimate Controlling Entity(ies)/Person(s)	Is an SCA Filing Re-quired? (Yes/No)	*
.....	Affirmative Investment Management Australia Pty LtdAUS.....	..NIA.....	Affirmative Investment Management Partners Ltd	Ownership.....	..100.000	MetLife, IncNO.....
.....	81-3596341	Affirmative Investment Management US LtdNH.....	..NIA.....	Affirmative Investment Management Partners Ltd	Ownership.....	..100.000	MetLife, IncNO.....
.....	MetLife Innovation Centre Pte. LtdSGP.....	..NIA.....	MetLife Asia Holding Company Pte. Ltd.	Ownership.....	..100.000	MetLife, IncNO.....
.....	MetLife Reinsurance Company of Bermuda Ltd.BMU.....IA.....	MetLife Global Holding Company II LLC (Swiss and DE)	Ownership.....	..100.000	MetLife, IncNO.....
.....	MetLife Investment Management Limited (UK)GBR.....	..NIA.....	MetLife Global Holding Company II LLC (Swiss and DE)	Ownership.....	..100.000	MetLife, IncNO.....
.....	4249469	Closed Joint-stock Company Master-D (Russia)RUS.....	..NIA.....	MetLife Global Holding Company II LLC (Swiss and DE)	Ownership.....	..100.000	MetLife, IncNO.....
.....	MetLife Global Holding Company II LLC (DE and Swiss)CHE.....	..NIA.....	MetLife Global Holding Company I GmbH (Swiss)	Ownership.....	..100.000	MetLife, IncNO.....	1
.....	13-3953333 ..	3166372	Natiloportem Holdings, LLCDE.....	..NIA.....	MetLife International Holdings, LLC	Ownership.....	..100.000	MetLife, IncNO.....
.....	3166402	Excelencia Operativa y Tecnologica, S.A. de C.V. (Mexico)MEX.....	..NIA.....	Natiloportem Holdings, LLC	Ownership.....	..99.900	MetLife, IncNO.....
.....	3166402	Excelencia Operativa y Tecnologica, S.A. de C.V. (Mexico)MEX.....	..NIA.....	MetLife Mexico Servicios, S.A. de C.V.	Ownership.....	..0.100	MetLife, IncNO.....
.....	3166318	Metropolitan Life Seguros e Previdencia Privada S.A. (Brazil)BRA.....IA.....	MetLife International Holdings, LLC	Ownership.....	..66.662	MetLife, IncNO.....
.....	3166318	Metropolitan Life Seguros e Previdencia Privada S.A. (Brazil)BRA.....IA.....	MetLife Worldwide Holdings, LLC	Ownership.....	..33.337	MetLife, IncNO.....
.....	3166318	Metropolitan Life Seguros e Previdencia Privada S.A. (Brazil)BRA.....IA.....	Natiloportem Holdings, LLC	Ownership.....	..0.001	MetLife, IncNO.....
.....	MetLife International Limited, LLC (DE)DE.....	..NIA.....	MetLife International Holdings, LLC	Ownership.....	..100.000	MetLife, IncNO.....
.....	AmMetLife Insurance BerhadMYS.....IA.....	MetLife International Holdings, LLC	Ownership.....	..50.000	MetLife, IncNO.....
.....	MAXIS GBN S.A.S.FRA.....	..NIA.....	MetLife International Holdings, LLC	Ownership.....	..50.000	MetLife, IncNO.....
.....	MAXIS Services, LLCDE.....	..NIA.....	MAXIS GBN S.A.S.	Ownership.....	..100.000	MetLife, IncNO.....
.....	MAXIS Insurance Brokerage Services, Inc.DE.....	..NIA.....	MAXIS Services, LLC	Ownership.....	..100.000	MetLife, IncNO.....
.....	AA-5480033	AmMetLife Takaful BerhadMYS.....IA.....	MetLife International Holdings, LLC	Ownership.....	..50.000	MetLife, IncNO.....
.....	MetLife Asia Limited (Hong Kong)HKG.....	..NIA.....	MetLife International Holdings, LLC	Ownership.....	..100.000	MetLife, IncNO.....
.....	4195913	MetLife Planos Odontologicos Ltda. (Brazil)BRA.....IA.....	MetLife International Holdings, LLC	Ownership.....	..99.999	MetLife, IncNO.....
.....	4195913	MetLife Planos Odontologicos Ltda. (Brazil)BRA.....IA.....	Natiloportem Holdings, LLC	Ownership.....	..0.001	MetLife, IncNO.....
.....	2327738	Compania Inversora MetLife S.A. (Argentina)ARG.....	..NIA.....	MetLife International Holdings, LLC	Ownership.....	..95.460	MetLife, IncNO.....
.....	2327738	Compania Inversora MetLife S.A. (Argentina)ARG.....	..NIA.....	Natiloportem Holdings, LLC	Ownership.....	..4.540	MetLife, IncNO.....
.....	4247296	MetLife Servicios S.A. (Argentina)ARG.....	..NIA.....	Compania Inversora MetLife S.A.	Ownership.....	..19.120	MetLife, IncNO.....
.....	4247296	MetLife Servicios S.A. (Argentina)ARG.....	..NIA.....	Natiloportem Holdings, LLC	Ownership.....	..80.880	MetLife, IncNO.....
.....	06-1597037 ..	2985727	MetLife Worldwide Holdings, LLCDE.....	..NIA.....	MetLife International Holdings, LLC	Ownership.....	..100.000	MetLife, IncNO.....
.....	AA-5344102 ..	3166411	PNB MetLife India Insurance Company LimitedIND.....IA.....	MetLife International Holdings, LLC	Ownership.....	..48.916	MetLife, IncNO.....
.....	3373648	MetLife Administradora de Fondos Multipatrocina-dos Ltda. (Brazil)BRA.....NIA.....	MetLife International Holdings, LLC	Ownership.....	..100.000	MetLife, IncNO.....
.....	3373648	MetLife Administradora de Fondos Multipatrocina-dos Ltda. (Brazil)BRA.....NIA.....	Natiloportem Holdings, LLC	Ownership.....	..0.000	MetLife, IncNO.....
.....	4249311	MetLife Mas, S.A. de C.V (Mexico)MEX.....IA.....	MetLife International Holdings, LLC	Ownership.....	..100.000	MetLife, IncNO.....
.....	4249311	MetLife Mas, S.A. de C.V (Mexico)MEX.....IA.....	International Technical and Advisory Services Limited (DE)	Ownership.....	..0.000	MetLife, IncNO.....
.....	4189846	MetLife Global Holdings LLCDE.....	..NIA.....	MetLife International Holdings, LLC	Ownership.....	..98.900	MetLife, IncNO.....
.....	4189846	MetLife Global Holdings LLCDE.....	..NIA.....	MetLife International Limited, LLC	Ownership.....	..1.100	MetLife, IncNO.....
.....	MetLife Global Holdings Corporation S.A. de C.V.DE.....	..NIA.....	MetLife Global Holdings Corporation S.A. de C.V.	Management.....	..0.000	MetLife, IncNO.....
.....	13-3047691	Metropolitan Global Management, LLCDE.....	..NIA.....	Metropolitan Global Management , LLC	Ownership.....	..100.000	MetLife, IncNO.....
.....	AA-2730030 ..	3165740	MetLife Mexico Holding S. de R.L. de C.V.MEX.....IA.....	Metropolitan Global Management , LLC	Ownership.....	..100.000	MetLife, IncNO.....

ANNUAL STATEMENT FOR THE YEAR 2024 OF THE METROPOLITAN GENERAL INSURANCE COMPANY

SCHEDULE Y

PART 1A - DETAIL OF INSURANCE HOLDING COMPANY SYSTEM

1	2	3	4	5	6	7	8	9	10	11	12	13	14	15	16
Group Code	Group Name	NAIC Company Code	ID Number	Federal RSSD	CIK	Name of Securities Exchange if Publicly Traded (U.S. or International)	Names of Parent, Subsidiaries Or Affiliates	Domi-ciliary Location	Relation-ship to Reporting Entity	Directly Controlled by (Name of Entity/Person)	Type of Control (Ownership, Board, Management, Attorney-in-Fact, Influence, Other)	If Control is Ownership Provide Percentage	Ultimate Controlling Entity(ies)/Person(s)	Is an SCA Filing Re-quired? (Yes/No)	*
.....	AA-2730030 ..	3165740	MetLife Mexico Holding S. de R.L. de C.V.MEX.....IA.....	MetLife International Holdings, LLC	Ownership.....	..0.000	MetLife, Inc NO.....
.....	AA-2730030 ..	3165740	MetLife Mexico, S.A. de C.V.MEX.....IA.....	MetLife Mexico Holdings, S. de R.L. de C.V.	Ownership.....	..99.050	MetLife, Inc NO.....
.....	AA-2730030 ..	3165740	MetLife Mexico, S.A. de C.V.MEX.....IA.....	MetLife International Holdings, LLC	Ownership.....	..0.950	MetLife, Inc NO.....
.....	4241061	ML Capacitacion Comercial S.A. de C.V.MEX.....NIA.....	MetLife Mexico, S.A. de C.V.	Ownership.....	..99.000	MetLife, Inc NO.....
.....	4241061	ML Capacitacion Comercial S.A. de C.V.MEX.....NIA.....	MetLife Mexico Servicios, S.A. de C.V.	Ownership.....	..1.000	MetLife, Inc NO.....
.....	3165795	MetLife Pensiones Mexico S.A.MEX.....IA.....	MetLife Mexico Holdings, S. de R.L. de C.V.	Ownership.....	..97.513	MetLife, Inc NO.....
.....	3165795	MetLife Pensiones Mexico S.A.MEX.....IA.....	MetLife International Holdings, LLC	Ownership.....	..2.488	MetLife, Inc NO.....
.....	3267390	MetLife Mexico Servicios S.A. de C.V.MEX.....NIA.....	MetLife Mexico Holdings, S. de R.L. de C.V.	Ownership.....	..98.000	MetLife, Inc NO.....
.....	3267390	MetLife Mexico Servicios S.A. de C.V.MEX.....NIA.....	MetLife International Holdings, LLC	Ownership.....	..2.000	MetLife, Inc NO.....
.....	AA-5420018 ..	3166288	MetLife Insurance Company of Korea, Ltd (Republic of Korea)KOR.....IA.....	MetLife UK Management Company Limited	Ownership.....	..100.000	MetLife, Inc NO.....
.....	MetLife Financial Services, Co., Ltd. (South Korea)KOR.....NIA.....	MetLife Insurance Company of Korea, Limited	Ownership.....	..100.000	MetLife, Inc NO.....
.....	MetLife UK Management Company LimitedGBR.....NIA.....	Metropolitan Global Management , LLC	Ownership.....	..100.000	MetLife, Inc NO.....
.....	4200880	MetLife Ireland Treasury d.a.c.IRL.....NIA.....	MetLife Global Holdings Corporation S.A. de C.V.	Ownership.....	..100.000	MetLife, Inc NO.....
.....	AA-1930041 ..	1173714	MetLife Insurance Limited (Australia)AUS.....IA.....	MetLife Ireland Treasury d.a.c.	Ownership.....	..91.165	MetLife, Inc NO.....
.....	AA-1930041 ..	1173714	MetLife Insurance Limited (Australia)AUS.....IA.....	MetLife Global Holdings Corporation S.A. de C.V.	Ownership.....	..8.835	MetLife, Inc NO.....
.....	4239358	MetLife Investments Pty Limited (Australia)AUS.....NIA.....	MetLife Insurance Limited (Australia)	Ownership.....	..100.000	MetLife, Inc NO.....
.....	MetLife Services Pty LimitedAUS.....NIA.....	MetLife Insurance Limited (Australia)	Ownership.....	..100.000	MetLife, Inc NO.....
.....	4239367	MetLife Insurance and Investment Trust (Australia)AUS.....NIA.....	MetLife Insurance Limited (Australia)	Ownership.....	..100.000	MetLife, Inc NO.....
.....	1173732	MetLife General Insurance Limited (Australia)AUS.....IA.....	MetLife Investments PTY Limited	Ownership.....	..100.000	MetLife, Inc NO.....
.....	MetLife EU Holding Company Limited (Ireland)IRL.....NIA.....	MetLife Ireland Treasury d.a.c.	Ownership.....	..100.000	MetLife, Inc NO.....
.....	MetLife EU Holding Company Limited (Ireland)IRL.....NIA.....	MetLife Global Holding Company II LLC (Swiss and DE)	Ownership.....	..100.000	MetLife, Inc NO.....
.....	AA-1780108	MetLife Europe d.a.c.IRL.....IA.....	MetLife EU Holding Company Limited (Ireland)	Ownership.....	..100.000	MetLife, Inc NO.....
.....	MetLife Pension Trustees Limited (UK)GBR.....IA.....	MetLife Europe d.a.c.	Ownership.....	..100.000	MetLife, Inc NO.....
.....	4258407	MetLife Solutions S.A.S. (France)FRA.....NIA.....	MetLife EU Holding Company Limited (Ireland)	Ownership.....	..100.000	MetLife, Inc NO.....
.....	4255246	Metropolitan Life Societate de Administrare a unui Fond de Pensii Administrat Privat S.A. (Romania)ROU.....IA.....	MetLife EU Holding Company Limited (Ireland)	Ownership.....	..99.990	MetLife, Inc NO.....
.....	4255246	Metropolitan Life Societate de Administrare a unui Fond de Pensii Administrat Privat S.A. (Romania)ROU.....IA.....	MetLife Europe Services Limited (Ireland)	Ownership.....	..0.010	MetLife, Inc NO.....
.....	MetLife Services Cyprus Ltd.CYP.....NIA.....	MetLife EU Holding Company Limited (Ireland)	Ownership.....	..100.000	MetLife, Inc NO.....
.....	4258331	Agenvita S.r.l. (Italy)ITA.....IA.....	MetLife EU Holding Company Limited (Ireland)	Ownership.....	..100.000	MetLife, Inc NO.....
.....	MetLife Services, Sociedad Limitada (Spain)ESP.....NIA.....	MetLife EU Holding Company Limited (Ireland)	Ownership.....	..100.000	MetLife, Inc NO.....
.....	MetLife Europe Insurance d.a.cIRL.....IA.....	MetLife EU Holding Company Limited (Ireland)	Ownership.....	..100.000	MetLife, Inc NO.....

ANNUAL STATEMENT FOR THE YEAR 2024 OF THE METROPOLITAN GENERAL INSURANCE COMPANY

SCHEDULE Y
PART 1A - DETAIL OF INSURANCE HOLDING COMPANY SYSTEM

1	2	3	4	5	6	7	8	9	10	11	12	13	14	15	16
Group Code	Group Name	NAIC Company Code	ID Number	Federal RSSD	CIK	Name of Securities Exchange if Publicly Traded (U.S. or International)	Names of Parent, Subsidiaries Or Affiliates	Domi-ciliary Location	Relation-ship to Reporting Entity	Directly Controlled by (Name of Entity/Person)	Type of Control (Ownership, Board, Management, Attorney-in-Fact, Influence, Other)	If Control is Ownership Provide Percen-tage	Ultimate Controlling Entity(ies)/Person(s)	Is an SCA Filing Re-quired? (Yes/No)	*
.....	4189864	MetLife Europe Services Limited (Ireland)IRL.....	..NIA.....	MetLife EU Holding Company Limited (Ireland)	Ownership.....	..100.000	MetLife, IncNO.....
.....	3077272	MetLife Chile Inversiones LimitadaCHL.....	..NIA.....	MetLife, Inc.	Ownership.....	..72.351	MetLife, IncNO.....
.....	3077272	MetLife Chile Inversiones LimitadaCHL.....	..NIA.....	Inversiones MetLife Holdco Dos Limitada	Ownership.....	..2.767	MetLife, IncNO.....
.....	3077272	MetLife Chile Inversiones LimitadaCHL.....	..NIA.....	Natloportem Holdings, LLC	Ownership.....	..0.000	MetLife, IncNO.....
.....	3077272	MetLife Chile Inversiones LimitadaCHL.....	..NIA.....	American Life Insurance Company	Ownership.....	..24.882	MetLife, IncNO.....
.....	AA-2280000	3179774	MetLife Chile Seguros de Vida S.A.CHL.....	..IA.....	MetLife Chile Inversiones Limitada	Ownership.....	..99.997	MetLife, IncNO.....
.....	MetLife Chile Seguros de Vida S.A.CHL.....	..IA.....	International Technical and Advisory Services Limited (DE)	Ownership.....	..0.003	MetLife, IncNO.....
.....	AA-2280000	3179774	Inversiones MetLife Holdco Tres Limitada (Chile)CHL.....	..NIA.....	MetLife Chile Inversiones Limitada	Ownership.....	..97.130	MetLife, IncNO.....
.....	Inversiones MetLife Holdco Tres Limitada (Chile)CHL.....	..NIA.....	Inversiones MetLife Holdco Dos Limitada	Ownership.....	..2.870	MetLife, IncNO.....
.....	Santiago Stock Exchange (SSE)	AFP Provida S.A. (Chile)CHL.....	..NIA.....	MetLife Chile Inversiones Limitada	Ownership.....	..10.922	MetLife, IncNO.....
.....	Santiago Stock Exchange (SSE)	AFP Provida S.A. (Chile)CHL.....	..NIA.....	Inversiones MetLife Holdco Tres Limitada	Ownership.....	..42.382	MetLife, IncNO.....
.....	Santiago Stock Exchange (SSE)	AFP Provida S.A. (Chile)CHL.....	..NIA.....	Inversiones MetLife Holdco Dos Limitada	Ownership.....	..42.382	MetLife, IncNO.....
.....	4255282	MetLife Chile Administradora de Mutuos Hipotecarios S.A.CHL.....	..NIA.....	MetLife Chile Seguros de Vida S.A.	Ownership.....	..99.900	MetLife, IncNO.....
.....	4255282	MetLife Chile Administradora de Mutuos Hipotecarios S.A.CHL.....	..NIA.....	MetLife Chile Inversiones Limitada	Ownership.....	..0.100	MetLife, IncNO.....
.....	Provida Internacional S.A. (Chile)CHL.....	..NIA.....	AFP Provida S.A.	Ownership.....	..99.990	MetLife, IncNO.....
.....	Provida Internacional S.A. (Chile)CHL.....	..NIA.....	MetLife Chile Inversiones Limitada	Ownership.....	..0.010	MetLife, IncNO.....
.....	AFP Genesis Administradora de Fondos y Fidecomisos S.A. (Ecuador)ECU.....	..NIA.....	Provida Internacional S.A.	Ownership.....	..99.900	MetLife, IncNO.....
.....	AFP Genesis Administradora de Fondos y Fidecomisos S.A. (Ecuador)ECU.....	..NIA.....	MetLife Chile Inversiones Limitada	Ownership.....	..0.100	MetLife, IncNO.....
.....	MetLife Chile Seguros Generales S.A. (Chile)CHL.....	..IA.....	MetLife Chile Inversiones Limitada	Ownership.....	..99.990	MetLife, IncNO.....
.....	MetLife Chile Seguros Generales S.A. (Chile)CHL.....	..IA.....	Inversiones MetLife Holdco Dos Limitada	Ownership.....	..0.010	MetLife, IncNO.....
.....	82-2405817	MetLife Investment Management Holdings, LLCDE.....	..NIA.....	MetLife, Inc.	Ownership.....	..100.000	MetLife, IncNO.....
.....	82-3238385	MetLife Real Estate Lending LLCDE.....	..NIA.....	MetLife Investment Management Holdings, LLC	Ownership.....	..100.000	MetLife, IncNO.....
.....	82-2405817	ML Venture 1 Servicer, LLCDE.....	..NIA.....	MetLife Investment Management Holdings, LLC	Ownership.....	..100.000	MetLife, IncNO.....
.....	ML Venture 1 Manager, S. de R.L. de C.V. (Mexico)MEX.....	..NIA.....	MetLife Investment Management Holdings, LLC	Ownership.....	..99.900	MetLife, IncNO.....
.....	ML Venture 1 Manager, S. de R.L. de C.V. (Mexico)MEX.....	..NIA.....	MetLife Investment Management Holdings (Ireland) Limited (Ireland)	Ownership.....	..0.100	MetLife, IncNO.....
.....	MetLife Investment Management, LLCDE.....	..NIA.....	MetLife Investment Management Holdings, LLC	Ownership.....	..100.000	MetLife, IncNO.....
.....	82-2405817	MAV G1 Trust Holdings LLCDE.....	..NIA.....	MetLife Investment Management Holdings, LLC	Ownership.....	..100.000	MetLife, IncNO.....
.....	82-2405817	MAV G1DE.....	..NIA.....	MetLife Investment Management Holdings, LLC	Ownership.....	..100.000	MetLife, IncNO.....
.....	82-3853223	MIM i LLCPA.....	..NIA.....	MetLife Investment Management, LLC	Ownership.....	..100.000	MetLife, IncNO.....
.....	MLIA SBAF Manager, LLC (DE)DE.....	..NIA.....	MetLife Investment Management, LLC	Ownership.....	..100.000	MetLife, IncNO.....
.....	82-2405817	MLIA SBAF Colony Manager, LLC (DE)DE.....	..NIA.....	MetLife Investment Management, LLC	Ownership.....	..100.000	MetLife, IncNO.....
.....	MLIA Manager I, LLC (DE)DE.....	..NIA.....	MetLife Investment Management, LLC	Ownership.....	..100.000	MetLife, IncNO.....

ANNUAL STATEMENT FOR THE YEAR 2024 OF THE METROPOLITAN GENERAL INSURANCE COMPANY

SCHEDULE Y

PART 1A - DETAIL OF INSURANCE HOLDING COMPANY SYSTEM

1	2	3	4	5	6	7	8	9	10	11	12	13	14	15	16
Group Code	Group Name	NAIC Company Code	ID Number	Federal RSSD	CIK	Name of Securities Exchange if Publicly Traded (U.S. or International)	Names of Parent, Subsidiaries Or Affiliates	Domi-ciliary Location	Relation-ship to Reporting Entity	Directly Controlled by (Name of Entity/Person)	Type of Control (Ownership, Board, Management, Attorney-in-Fact, Influence, Other)	If Control is Ownership Provide Percen-tage	Ultimate Controlling Entity(ies)/Person(s)	Is an SCA Filing Re-quired? (Yes/No)	*
							MIM Campus at SGV Manager, LLC DE.....	.. NIA.....	MetLife Investment Management, LLC	Ownership.....	100.000 ...	MetLife, Inc NO.....
							MIM Clal General Partner 2.0, LLC DE.....	.. NIA.....	MetLife Investment Management, LLC	Ownership.....	100.000 ...	MetLife, Inc NO.....
							1350 Eye Street Manager LLC DE.....	.. NIA.....	MetLife Investment Management, LLC	Ownership.....	100.000 ...	MetLife, Inc NO.....
							ML Bellevue Manager, LLC DE.....	.. NIA.....	MetLife Investment Management, LLC	Ownership.....	100.000 ...	MetLife, Inc NO.....
			13-4075851 ..				ML-URS Port Chester SC Manager, LLC DE.....	.. NIA.....	MetLife Investment Management, LLC	Ownership.....	100.000 ...	MetLife, Inc NO.....
							Hampden Square Manager LLC DE.....	.. NIA.....	MetLife Investment Management, LLC	Ownership.....	100.000 ...	MetLife, Inc NO.....
							ML Terminal 106 Manager, LLC DE.....	.. NIA.....	MetLife Investment Management, LLC	Ownership.....	100.000 ...	MetLife, Inc NO.....
			82-2405817 ..				MIM Steel House Manager, LLC DE.....	.. NIA.....	MetLife Investment Management, LLC	Ownership.....	100.000 ...	MetLife, Inc NO.....
							MetLife Core Property Fund GP, LLC DE.....	.. NIA.....	MetLife Investment Management, LLC	Ownership.....	100.000 ...	MetLife, Inc NO.....
							MetLife Strategic Hotel Debt Fund GP, LLC DE.....	.. NIA.....	MetLife Investment Management, LLC	Ownership.....	100.000 ...	MetLife, Inc NO.....
							MetLife Strategic Hotel Debt Fund LP DE.....	.. NIA.....	MetLife Strategic Hotel Debt Fund GP, LLC	Management.....	0.000 ...	MetLife, Inc NO.....
							MetLife Strategic Hotel Originator, LLC DE.....	.. NIA.....	MetLife Strategic Hotel Debt Fund LP, LLC	Ownership.....	100.000 ...	MetLife, Inc NO.....
							MSHDF Holdco I, LLC DE.....	.. NIA.....	MetLife Strategic Hotel Originator, LLC	Ownership.....	100.000 ...	MetLife, Inc NO.....
			87-1480804 ..				MSHDF Holdco II, LLC DE.....	.. NIA.....	MetLife Strategic Hotel Originator, LLC	Ownership.....	100.000 ...	MetLife, Inc NO.....
							MSHDF Holdco III, LLC DE.....	.. NIA.....	MetLife Strategic Hotel Originator, LLC	Ownership.....	100.000 ...	MetLife, Inc NO.....
			87-4795859 ..				MetLife Investment Private Equity Partners Ultimate GP, L.L.C. DE.....	.. NIA.....	MetLife Investment Management, LLC	Ownership.....	100.000 ...	MetLife, Inc NO.....
							MetLife Investment Private Equity Partners GP, L.P. DE.....	.. NIA.....	MetLife Investment Private Equity Partners Ultimate GP, L.L.C.	Management.....	0.000 ...	MetLife, Inc NO.....
							MetLife Investment Private Equity Partners, L.P. DE.....	.. NIA.....	MetLife Investment Private Equity Partners GP, L.P.	Management.....	0.000 ...	MetLife, Inc NO.....
							MetLife Investment Private Equity Partners (Feeder), L.P. CYM.....	.. NIA.....	MetLife Investment Private Equity Partners GP, L.P.	Management.....	0.000 ...	MetLife, Inc NO.....
			86-3778918 ..				MIM CM Syndicator LLC DE.....	.. NIA.....	MetLife Investment Management, LLC	Ownership.....	100.000 ...	MetLife, Inc YES.....
							MetLife Loan Asset Management, LLC DE.....	.. NIA.....	MetLife Investment Management, LLC	Ownership.....	100.000 ...	MetLife, Inc NO.....
			82-2405817 ..				MLIA Park Tower Manager, LLC DE.....	.. NIA.....	MetLife Investment Management, LLC	Ownership.....	100.000 ...	MetLife, Inc NO.....
			46-4140926 ..				MIM Property Management, LLC DE.....	.. NIA.....	MetLife Investment Management, LLC	Ownership.....	100.000 ...	MetLife, Inc NO.....
							MIM MetWest International Manager, LLC DE.....	.. NIA.....	MetLife Investment Management, LLC	Ownership.....	100.000 ...	MetLife, Inc NO.....
							MIM ML-AI Venture 5 Manager, LLC DE.....	.. NIA.....	MetLife Investment Management, LLC	Ownership.....	100.000 ...	MetLife, Inc NO.....
							MIM Clal General Partner, LLC DE.....	.. NIA.....	MetLife Investment Management, LLC	Ownership.....	100.000 ...	MetLife, Inc NO.....
							MetLife 425 MKT Manager, LLC DE.....	.. NIA.....	MetLife Investment Management, LLC	Ownership.....	100.000 ...	MetLife, Inc NO.....
							MIM Rincon Manager, LLC DE.....	.. NIA.....	MetLife Investment Management, LLC	Ownership.....	100.000 ...	MetLife, Inc NO.....
							MIM Property Management of Georgia 1, LLC DE.....	.. NIA.....	MIM Property Management, LLC	Ownership.....	100.000 ...	MetLife, Inc NO.....
							MetLife Enhanced Core Property Fund GP, LLC DE.....	.. NIA.....	MetLife Investment Management, LLC	Ownership.....	100.000 ...	MetLife, Inc NO.....
			86-3763031 ..				MetLife Enhanced Core Property Fund, LP DE.....	.. NIA.....	MetLife Enhanced Core Property Fund GP, LLC ..	Management.....	0.000 ...	MetLife, Inc NO.....
			86-3775579 ..				MetLife Enhanced Core Property REIT, LLC DE.....	.. NIA.....	MetLife Enhanced Core Property Fund, LP	Ownership.....	99.900 ...	MetLife, Inc NO.....
							MetLife Enhanced Core Property Holdings, LLC DE.....	.. NIA.....	MetLife Enhanced Core Property REIT, LLC .	Ownership.....	100.000 ...	MetLife, Inc NO.....
							MEC Burlington Woods Biocenter, LLC DE.....	.. NIA.....	MEC MA Property REIT, LLC	Ownership.....	100.000 ...	MetLife, Inc NO.....
							MEC Fillmore Cherry Creek, LLC DE.....	.. NIA.....	MetLife Enhanced Core Property Holdings, LLC	Ownership.....	100.000 ...	MetLife, Inc NO.....
							MEC MA Property REIT, LLC DE.....	.. NIA.....	MetLife Enhanced Core Property Holdings, LLC	Ownership.....	100.000 ...	MetLife, Inc NO.....
							MEC Patriot Park 5, LLC DE.....	.. NIA.....	MetLife Enhanced Core Property Holdings, LLC	Ownership.....	100.000 ...	MetLife, Inc NO.....
							MEC Property Management, LLC DE.....	.. NIA.....	MetLife Enhanced Core Property Holdings, LLC	Ownership.....	100.000 ...	MetLife, Inc NO.....
							MEC 7001 Arlington, LLC DE.....	.. NIA.....	MetLife Enhanced Core Property Holdings, LLC	Ownership.....	100.000 ...	MetLife, Inc NO.....

ANNUAL STATEMENT FOR THE YEAR 2024 OF THE METROPOLITAN GENERAL INSURANCE COMPANY

SCHEDULE Y

PART 1A - DETAIL OF INSURANCE HOLDING COMPANY SYSTEM

1	2	3	4	5	6	7	8	9	10	11	12	13	14	15	16
Group Code	Group Name	NAIC Company Code	ID Number	Federal RSSD	CIK	Name of Securities Exchange if Publicly Traded (U.S. or International)	Names of Parent, Subsidiaries Or Affiliates	Domi-ciliary Location	Relation-ship to Reporting Entity	Directly Controlled by (Name of Entity/Person)	Type of Control (Ownership, Board, Management, Attorney-in-Fact, Influence, Other)	If Control is Ownership Provide Percentage	Ultimate Controlling Entity(ies)/Person(s)	Is an SCA Filing Re-quired? (Yes/No)	*
.....	MEC Salt Lake City Hotel Owner, LLC DE..... NIA.....	MetLife Enhanced Core Property Holdings, LLC	Ownership.....	100.000	MetLife, Inc NO.....
.....	MEC 83 Happy Valley Member, LLC DE..... NIA.....	MetLife Enhanced Core Property Holdings, LLC	Ownership.....	100.000	MetLife, Inc NO.....
.....	MEC Chapel Hills East Member, LLC DE..... NIA.....	MetLife Enhanced Core Property Holdings, LLC	Ownership.....	100.000	MetLife, Inc NO.....
.....	MEC Rivard Road Member, LLC DE..... NIA.....	MetLife Enhanced Core Property Holdings, LLC	Ownership.....	100.000	MetLife, Inc NO.....
.....	MEC Heritage Creekside Owner, LLC DE..... NIA.....	MetLife Enhanced Core Property Holdings, LLC	Ownership.....	100.000	MetLife, Inc NO.....
.....	MEC Whiteland Logistics, LLC DE..... NIA.....	MetLife Enhanced Core Property Holdings, LLC	Ownership.....	100.000	MetLife, Inc NO.....
.....	MEC ESG TRS, LLC DE..... NIA.....	MetLife Enhanced Core TRS, LLC	Ownership.....	100.000	MetLife, Inc NO.....
.....	MEC Slover Avenue Member, LLC DE..... NIA.....	MetLife Enhanced Core Property Holdings, LLC	Ownership.....	100.000	MetLife, Inc NO.....
.....	MetLife Enhanced Core TRS, LLC DE..... NIA.....	MetLife Enhanced Core Property Holdings, LLC	Ownership.....	100.000	MetLife, Inc NO.....
.....	MEC The Overlook LLC DE..... NIA.....	MetLife Enhanced Core Property Holdings, LLC	Ownership.....	100.000	MetLife, Inc NO.....
.....	MEC Salt Lake City TRS Lessee, LLC DE..... NIA.....	MetLife Enhanced Core TRS, LLC	Ownership.....	100.000	MetLife, Inc NO.....
.....	Commonwealth ML Manager LLC DE..... NIA.....	MetLife Investment Management, LLC	Ownership.....	100.000	MetLife, Inc NO.....
.....	MetLife Japan US Equity Fund LP DE..... NIA.....	MetLife Japan US Equity Fund GP LLC	Management.....	0.000	MetLife, Inc NO.....
.....	84-5131590	MREF 425 MKT, LLC DE..... NIA.....	MetLife Japan US Equity Fund LP	Ownership.....	100.000	MetLife, Inc NO.....
.....	81-3382498	MetLife ConSquare Member, LLC DE..... NIA.....	MetLife Japan US Equity Fund LP	Ownership.....	100.000	MetLife, Inc NO.....
.....	MetLife Japan Water Tower GP LLC DE..... NIA.....	MetLife Investment Management, LLC	Ownership.....	100.000	MetLife, Inc NO.....
.....	MetLife Japan Water Tower Fund LP DE..... NIA.....	MetLife Japan Water Tower GP LLC	Management.....	0.000	MetLife, Inc NO.....
.....	Water Tower Manager LLC DE..... NIA.....	MetLife Investment Management, LLC	Ownership.....	100.000	MetLife, Inc NO.....
.....	MetLife Japan GV GP LLC DE..... NIA.....	MetLife Investment Management, LLC	Ownership.....	100.000	MetLife, Inc NO.....
.....	88-4155515	MetLife Japan GHV (Hotel) Fund LP DE..... NIA.....	MetLife Japan GV GP LLC	Management.....	0.000	MetLife, Inc NO.....
.....	92-0621385	MetLife Japan GMV (Mall) Fund LP DE..... NIA.....	MetLife Japan GV GP LLC	Management.....	0.000	MetLife, Inc NO.....
.....	GV Venture Manager LLC DE..... NIA.....	MetLife Investment Management, LLC	Ownership.....	100.000	MetLife, Inc NO.....
.....	MMIP Manager, LLC DE..... NIA.....	MetLife Investment Management, LLC	Ownership.....	100.000	MetLife, Inc NO.....
.....	MIM Rausch Creek Logistics Center Manager I, LLC DE..... NIA.....	MetLife Investment Management, LLC	Ownership.....	100.000	MetLife, Inc NO.....
.....	MIM Rausch Creek Logistics Center Manager II, LLC DE..... NIA.....	MetLife Investment Management, LLC	Ownership.....	100.000	MetLife, Inc NO.....
.....	MIM Cooperative Manager, LLC DE..... NIA.....	MetLife Investment Management, LLC	Ownership.....	100.000	MetLife, Inc NO.....
.....	26-0333595	MIM EMD GP, LLC DE..... NIA.....	MetLife Investment Management, LLC	Ownership.....	100.000	MetLife, Inc NO.....
.....	MetLife Emerging Market Debt Blend Fund (Insurance Rated), L.P. DE..... NIA.....	MIM EMD GP, LLC	Management.....	0.000	MetLife, Inc NO.....
.....	85-4233349	MIM OMD Manager, LLC DE..... NIA.....	MetLife Investment Management, LLC	Ownership.....	100.000	MetLife, Inc NO.....
.....	82-2405817	MIM Alder Avenue Industrial Manager, LLC DE..... NIA.....	MetLife Investment Management, LLC	Ownership.....	100.000	MetLife, Inc NO.....
.....	MIM Valley Boulevard Industrial Manager, LLC DE..... NIA.....	MetLife Investment Management, LLC	Ownership.....	100.000	MetLife, Inc NO.....
.....	MIM Intersect Manager, LLC DE..... NIA.....	MetLife Investment Management, LLC	Ownership.....	100.000	MetLife, Inc NO.....
.....	87-1183667	MIM LS GP, LLC DE..... NIA.....	MetLife Investment Management, LLC	Ownership.....	100.000	MetLife, Inc NO.....
.....	87-1155640	MetLife Long Short Credit Fund, LP DE..... NIA.....	MIM LS GP, LLC	Management.....	0.000	MetLife, Inc NO.....
.....	87-1140307	MetLife Long Short Credit Master Fund, LP DE..... NIA.....	MIM LS GP, LLC	Management.....	0.000	MetLife, Inc NO.....
.....	MetLife Japan US Equity Fund GP LLC DE..... NIA.....	MetLife Investment Management, LLC	Ownership.....	100.000	MetLife, Inc NO.....
.....	MetLife Japan US Equity Owners (Blocker) LLC DE..... NIA.....	MetLife Insurance K.K. (Japan)	Ownership.....	100.000	MetLife, Inc NO.....

ANNUAL STATEMENT FOR THE YEAR 2024 OF THE METROPOLITAN GENERAL INSURANCE COMPANY

SCHEDULE Y

PART 1A - DETAIL OF INSURANCE HOLDING COMPANY SYSTEM

1	2	3	4	5	6	7	8	9	10	11	12	13	14	15	16
Group Code	Group Name	NAIC Company Code	ID Number	Federal RSSD	CIK	Name of Securities Exchange if Publicly Traded (U.S. or International)	Names of Parent, Subsidiaries Or Affiliates	Domi-ciliary Location	Relation-ship to Reporting Entity	Directly Controlled by (Name of Entity/Person)	Type of Control (Ownership, Board, Management, Attorney-in-Fact, Influence, Other)	If Control is Ownership Provide Percen-tage	Ultimate Controlling Entity(ies)/Person(s)	Is an SCA Filing Re-quired? (Yes/No)	*
...	MAG Manager LLCDE.....	..NIA.....	MetLife Investment Management, LLC	Ownership.....	100.000 ...	MetLife, IncNO.....	...
...	CW Property Manager LLCDE.....	..NIA.....	MetLife Investment Management, LLC	Ownership.....	100.000 ...	MetLife, IncNO.....	...
...	1960 Grand Manager LLCDE.....	..NIA.....	MetLife Investment Management, LLC	Ownership.....	100.000 ...	MetLife, IncNO.....	...
...	1960 Grand GP LLCDE.....	..NIA.....	MetLife Investment Management, LLC	Ownership.....	100.000 ...	MetLife, IncNO.....	...
...	1960 Grand Fund LPDE.....	..NIA.....	1960 Grand GP LLC	Ownership.....	100.000 ...	MetLife, IncNO.....	...
...	1960 Grand Venture LLCDE.....	..NIA.....	1960 Grand Fund LP	Ownership.....	100.000 ...	MetLife, IncNO.....	...
...	1960 Grand Owner LLCDE.....	..NIA.....	1960 Grand Venture LLC	Ownership.....	100.000 ...	MetLife, IncNO.....	...
...	240 West 35th GP LLCDE.....	..NIA.....	MetLife Investment Management, LLC	Ownership.....	100.000 ...	MetLife, IncNO.....	...
...	240 West 35th Fund LPDE.....	..NIA.....	240 West 35th GP LLC	Management.....	0.000 ...	MetLife, IncNO.....	...
...	240 West 35th Manager LLCDE.....	..NIA.....	MetLife Investment Management, LLC	Ownership.....	100.000 ...	MetLife, IncNO.....	...
...	MetLife Single Family Rental Fund GP, LLCDE.....	..NIA.....	MetLife Investment Management, LLC	Ownership.....	100.000 ...	MetLife, IncNO.....	...
...	MetLife Single Family Rental Fund, LPDE.....	..NIA.....	MetLife Single Family Rental Fund GP, LLC	Management.....	0.000 ...	MetLife, IncNO.....	...
...	MetLife Single Family Rental Feeder A, LPDE.....	..NIA.....	MetLife Single Family Rental Fund GP, LLC	Ownership.....	100.000 ...	MetLife, IncNO.....	...
...	MetLife Single Family Rental Feeder J, LLCDE.....	..NIA.....	MetLife Single Family Rental Fund GP, LLC	Ownership.....	100.000 ...	MetLife, IncNO.....	...
...	MetLife Single Family Rental Holdings A, LPDE.....	..NIA.....	MetLife Single Family Rental Fund GP, LLC	Management.....	0.000 ...	MetLife, IncNO.....	...
...	82-2405817	MetLife Investment Private Equity Partners II Ultimate GP, LLCDE.....	..NIA.....	MetLife Investment Management, LLC	Ownership.....	100.000 ...	MetLife, IncNO.....	...
...	99-1742313	MetLife Investment Private Equity Partners II GP, LPDE.....	..NIA.....	MetLife Investment Private Equity Partners II Ultimate GP, LLC	Management.....	0.000 ...	MetLife, IncNO.....	...
...	99-1686717	MetLife Investment Private Equity Partners II, LPDE.....	..NIA.....	MetLife Investment Private Equity Partners II GP, LP	Management.....	0.000 ...	MetLife, IncNO.....	...
...	99-1686717	MetLife Investment Private Equity Partners II Acquisition Co, LPDE.....	..NIA.....	MetLife Investment Private Equity Partners II, LP	Ownership.....	100.000 ...	MetLife, IncNO.....	...
...	MetLife Investment Private Equity Partners II (Feeder), LPCYM.....	..NIA.....	MetLife Investment Private Equity Partners II GP, LP	Management.....	0.000 ...	MetLife, IncNO.....	...
...	MSFR Sawdust Member, LLCDE.....	..NIA.....	MetLife Single Family Rental Fund, LP	Ownership.....	100.000 ...	MetLife, IncNO.....	...
...	87-4784236	MSFR Acquisition, LLCDE.....	..NIA.....	MetLife Single Family Rental Fund, LP	Ownership.....	100.000 ...	MetLife, IncNO.....	...
...	87-4784236	MSFR Meridian McCordsville Member, LLCDE.....	..NIA.....	MetLife Single Family Rental Fund, LP	Ownership.....	100.000 ...	MetLife, IncNO.....	...
...	87-4784236	MSFR Jimmy Deloach Member, LLCDE.....	..NIA.....	MetLife Single Family Rental Fund, LP	Ownership.....	100.000 ...	MetLife, IncNO.....	...
...	87-4784236	MSFR Jimmy Deloach Preferred Member, LLCDE.....	..NIA.....	MetLife Single Family Rental Fund, LP	Ownership.....	100.000 ...	MetLife, IncNO.....	...
...	87-4784236	MSFR Smith Cline Farm Member, LLCDE.....	..NIA.....	MetLife Single Family Rental Fund, LP	Management.....	0.000 ...	MetLife, IncNO.....	...
...	87-4784236	MSFR Custer 121 Member, LLCDE.....	..NIA.....	MetLife Single Family Rental Fund, LP	Management.....	0.000 ...	MetLife, IncNO.....	...
...	87-4784236	MSFR Horizon Uptown Member, LLCDE.....	..NIA.....	MetLife Single Family Rental Fund, LP	Management.....	0.000 ...	MetLife, IncNO.....	...
...	80-0946518	MetLife Core Property Fund, LPDE.....	..NIA.....	MetLife Core Property Fund GP, LLC	Management.....	0.000 ...	MetLife, IncNO.....	...
...	MCPF Feeder A, LPCYM.....	..NIA.....	MetLife Core Property Fund GP, LLC	Management.....	0.000 ...	MetLife, IncNO.....	...
...	80-0947139	MetLife Core Property REIT, LLCDE.....	..NIA.....	MetLife Core Property Fund, LP	Ownership.....	100.000 ...	MetLife, IncNO.....	...
...	46-3934926	MetLife Core Property Holdings, LLCDE.....	..NIA.....	MetLife Core Property REIT, LLC	Ownership.....	100.000 ...	MetLife, IncNO.....	...
...	80-0947139	MCP Property Management LLCDE.....	..NIA.....	MetLife Core Property Holdings, LLC	Ownership.....	100.000 ...	MetLife, IncNO.....	...
...	MetLife Core Property TRS, LLCDE.....	..NIA.....	MetLife Core Property Holdings, LLC	Ownership.....	100.000 ...	MetLife, IncNO.....	...
...	93 Red River, LPDE.....	..NIA.....	MetLife Core Property Holdings, LLC	Ownership.....	100.000 ...	MetLife, IncNO.....	...
...	MCP Common Desk TRS, LLCDE.....	..NIA.....	MetLife Core Property TRS, LLC (DE)	Ownership.....	100.000 ...	MetLife, IncNO.....	...
...	MCP ESG TRS, LLCDE.....	..NIA.....	MetLife Core Property TRS, LLC (DE)	Ownership.....	100.000 ...	MetLife, IncNO.....	...
...	MCP Rausch Creek Logistics Center Member I, LLCDE.....	..NIA.....	MetLife Core Property Holdings, LLC	Ownership.....	100.000 ...	MetLife, IncNO.....	...
...	MCP Rausch Creek Logistics Center Member II, LLCDE.....	..NIA.....	MetLife Core Property Holdings, LLC	Ownership.....	100.000 ...	MetLife, IncNO.....	...
...	Center Avenue Industrial Venture, LLCDE.....	..NIA.....	MCP Center Avenue Industrial Member, LLC ..	Management.....	0.000 ...	MetLife, IncNO.....	...
...	Center Avenue Industrial, LLCDE.....	..NIA.....	Center Avenue Industrial Venture, LLC	Management.....	0.000 ...	MetLife, IncNO.....	...
...	47-1946750	60 11th Street, LLCDE.....	..NIA.....	MetLife Core Property Holdings, LLC	Ownership.....	100.000 ...	MetLife, IncNO.....	...

ANNUAL STATEMENT FOR THE YEAR 2024 OF THE METROPOLITAN GENERAL INSURANCE COMPANY

SCHEDULE Y

PART 1A - DETAIL OF INSURANCE HOLDING COMPANY SYSTEM

1	2	3	4	5	6	7	8	9	10	11	12	13	14	15	16
Group Code	Group Name	NAIC Company Code	ID Number	Federal RSSD	CIK	Name of Securities Exchange if Publicly Traded (U.S. or International)	Names of Parent, Subsidiaries Or Affiliates	Domi-ciliary Location	Relation-ship to Reporting Entity	Directly Controlled by (Name of Entity/Person)	Type of Control (Ownership, Board, Management, Attorney-in-Fact, Influence, Other)	If Control is Ownership Provide Percentage	Ultimate Controlling Entity(ies)/Person(s)	Is an SCA Filing Re-quired? (Yes/No)	*
							MCP Hub 1 Property, LLC DE NIA	MCP Hub 1, LLC	Ownership.....	100.000	MetLife, Inc NO
							Des Moines Creek Business Park Phase II, LLC DE NIA						
			80-0947139				MCP One Westside, LLC DE NIA	MetLife Core Property Holdings, LLC	Ownership.....	100.000	MetLife, Inc NO
							MCP 100 Congress Member, LLC DE NIA	MetLife Core Property Holdings, LLC	Ownership.....	100.000	MetLife, Inc NO
							MCP 1500 Michael, LLC DE NIA	MetLife Core Property Holdings, LLC	Ownership.....	100.000	MetLife, Inc NO
			46-4012463				MCP 1900 McKinney, LLC DE NIA	MetLife Core Property Holdings, LLC	Ownership.....	100.000	MetLife, Inc NO
							MCP 2 Ames One, LLC DE NIA	MetLife Core Property Holdings, LLC	Ownership.....	100.000	MetLife, Inc NO
							MCP 2 Ames Owner, LLC DE NIA	MCP 2 Ames, LLC	Management.....	0.000	MetLife, Inc NO
			47-5525469				MCP 2 Ames Two, LLC DE NIA	MCP 2 Ames, LLC	Management.....	0.000	MetLife, Inc NO
			82-2695637				MCP 2 Ames, LLC DE NIA	MCP 2 Ames, LLC	Ownership.....	100.000	MetLife, Inc NO
							MCP 38th West Highland, LLC DE NIA	MetLife Core Property Holdings, LLC	Ownership.....	100.000	MetLife, Inc NO
							MCP 122 E. Sego Lilly, LLC DE NIA	MetLife Core Property Holdings, LLC	Ownership.....	100.000	MetLife, Inc NO
							MCP 50-60 Binney, LLC DE NIA	MetLife Core Property Holdings, LLC	Ownership.....	100.000	MetLife, Inc NO
							MCP 220 York, LLC DE NIA	MetLife Core Property Holdings, LLC	Ownership.....	100.000	MetLife, Inc NO
							MCP 22745 & 22755 Relocation Drive, LLC DE NIA	MetLife Core Property Holdings, LLC	Ownership.....	100.000	MetLife, Inc NO
							MCP 249 Industrial Business Park, LLC DE NIA	MetLife Core Property Holdings, LLC	Ownership.....	100.000	MetLife, Inc NO
			47-1279384				MCP 3040 Post Oak, LLC DE NIA	MetLife Core Property Holdings, LLC	Ownership.....	100.000	MetLife, Inc NO
			83-2471234				MCP 350 Rohlwing, LLC DE NIA	MetLife Core Property Holdings, LLC	Ownership.....	100.000	MetLife, Inc NO
			46-4043244				MCP 550 West Washington, LLC DE NIA	MetLife Core Property Holdings, LLC	Ownership.....	100.000	MetLife, Inc NO
			46-4009393				MCP 7 Riverway, LLC DE NIA	MetLife Core Property Holdings, LLC	Ownership.....	100.000	MetLife, Inc NO
			47-3463114				MCP 9020 Murphy Road, LLC DE NIA	MetLife Core Property Holdings, LLC	Ownership.....	100.000	MetLife, Inc NO
							MCP 93 Red River Member, LLC DE NIA	MetLife Core Property Holdings, LLC	Ownership.....	100.000	MetLife, Inc NO
							MCP Alder Avenue Industrial Member, LLC DE NIA	MetLife Core Property Holdings, LLC	Ownership.....	100.000	MetLife, Inc NO
							MCP Allen Creek Member, LLC DE NIA	MetLife Core Property Holdings, LLC	Ownership.....	100.000	MetLife, Inc NO
			81-0993429				MCP Alley 24 East, LLC DE NIA	MetLife Core Property Holdings, LLC	Ownership.....	100.000	MetLife, Inc NO
			46-3935124				MCP Ashton South End, LLC DE NIA	MetLife Core Property Holdings, LLC	Ownership.....	100.000	MetLife, Inc NO
			80-0947139				MCP Block 23 Residential Owner, LLC DE NIA	MetLife Core Property Holdings, LLC	Ownership.....	100.000	MetLife, Inc NO
							MCP Bradford, LLC DE NIA	MetLife Core Property Holdings, LLC	Ownership.....	100.000	MetLife, Inc NO
							MCP Broadstone, LLC DE NIA	MetLife Core Property Holdings, LLC	Ownership.....	100.000	MetLife, Inc NO
							MCP Buford Logistics Center Bldg B, LLC DE NIA	MetLife Core Property Holdings, LLC	Ownership.....	100.000	MetLife, Inc NO
							MCP Burnside Member, LLC DE NIA	MetLife Core Property Holdings, LLC	Ownership.....	100.000	MetLife, Inc NO
							MCP Center Avenue Industrial Member, LLC DE NIA	MetLife Core Property Holdings, LLC	Ownership.....	100.000	MetLife, Inc NO
							MCP Clawiter Innovation Member, LLC DE NIA	MetLife Core Property Holdings, LLC	Ownership.....	100.000	MetLife, Inc NO
							MCP Denver Pavilions Member, LLC DE NIA	MetLife Core Property Holdings, LLC	Ownership.....	100.000	MetLife, Inc NO
			80-0947139				MCP Dillon, LLC DE NIA	MetLife Core Property Holdings, LLC	Ownership.....	100.000	MetLife, Inc NO
			80-0947139				MCP Dillon Residential, LLC, LLC DE NIA	MetLife Core Property Holdings, LLC	Ownership.....	100.000	MetLife, Inc NO
			46-4024112				MCP EnV Chicago, LLC DE NIA	MetLife Core Property Holdings, LLC	Ownership.....	100.000	MetLife, Inc NO
							MCP Fife Enterprise Center, LLC DE NIA	MetLife Core Property Holdings, LLC	Ownership.....	100.000	MetLife, Inc NO
							MCP Financing, LLC DE NIA	MetLife Core Property Holdings, LLC	Ownership.....	100.000	MetLife, Inc NO
							MCP Frisco Office, LLC DE NIA	MetLife Core Property Holdings, LLC	Ownership.....	100.000	MetLife, Inc NO
							MCP Frisco Office Two, LLC DE NIA	MetLife Core Property Holdings, LLC	Ownership.....	100.000	MetLife, Inc NO
							MCP Gateway Commerce Center 5, LLC DE NIA	MetLife Core Property Holdings, LLC	Ownership.....	100.000	MetLife, Inc NO
							MCP Grapevine, LLC DE NIA	MetLife Core Property Holdings, LLC	Ownership.....	100.000	MetLife, Inc NO
							MCP HH Hotel LB, LLC DE NIA	MetLife Core Property Holdings, LLC	Ownership.....	100.000	MetLife, Inc NO
							MCP HH Hotel LB Trust MD NIA	MetLife Core Property Holdings, LLC	Ownership.....	100.000	MetLife, Inc NO
							MCP HH Hotel TRS, LB, LLC DE NIA	MCP HH Hotel LB Trust	Management.....	0.000	MetLife, Inc NO
							MCP Hub 1, LLC DE NIA	MetLife Core Property Holdings, LLC	Ownership.....	100.000	MetLife, Inc NO
							HM Sleepy Hollow LLC DE NIA	MetLife Core Property Fund, LP	Ownership.....	100.000	MetLife, Inc NO

ANNUAL STATEMENT FOR THE YEAR 2024 OF THE METROPOLITAN GENERAL INSURANCE COMPANY

SCHEDULE Y
PART 1A - DETAIL OF INSURANCE HOLDING COMPANY SYSTEM

1	2	3	4	5	6	7	8	9	10	11	12	13	14	15	16
Group Code	Group Name	NAIC Company Code	ID Number	Federal RSSD	CIK	Name of Securities Exchange if Publicly Traded (U.S. or International)	Names of Parent, Subsidiaries Or Affiliates	Domi-ciliary Location	Relation-ship to Reporting Entity	Directly Controlled by (Name of Entity/Person)	Type of Control (Ownership, Board, Management, Attorney-in-Fact, Influence, Other)	If Control is Ownership Provide Percen-tage	Ultimate Controlling Entity(ies)/Person(s)	Is an SCA Filing Re-quired? (Yes/No)	*
							Sleepy Hollow Residences LLC DE.....	NIA.....	MetLife Core Property Fund, LP	Ownership.....	100.000	MetLife, Inc NO.....
							MCP Key West, LLC DE.....	NIA.....	MetLife Core Property Holdings, LLC	Ownership.....	100.000	MetLife, Inc NO.....
							MCP Lodge At Lakecrest, LLC DE.....	NIA.....	MetLife Core Property Holdings, LLC	Ownership.....	100.000	MetLife, Inc NO.....
			46-4009454 ..				MCP Longhaven Estates Member, LLC DE.....	NIA.....	MetLife Core Property Holdings, LLC	Ownership.....	100.000	MetLife, Inc NO.....
			83-1015971 ..				MCP MA Property REIT, LLC DE.....	NIA.....	MetLife Core Property Holdings, LLC	Ownership.....	100.000	MetLife, Inc NO.....
			47-2338963 ..				MCP Magnolia Park Member, LLC DE.....	NIA.....	MetLife Core Property Holdings, LLC	Ownership.....	100.000	MetLife, Inc NO.....
			46-4012567 ..				MCP Main Street Village, LLC DE.....	NIA.....	MetLife Core Property Holdings, LLC	Ownership.....	100.000	MetLife, Inc NO.....
							MCP Mountain Technology Center Member TRS, LLC DE.....	NIA.....	MetLife Core Property Holdings, LLC	Ownership.....	100.000	MetLife, Inc NO.....
							MCP Northyards Holdco, LLC DE.....	NIA.....	MetLife Core Property Holdings, LLC	Ownership.....	100.000	MetLife, Inc NO.....
			81-1655046 ..				MCP Northyards Master Lessee, LLC DE.....	NIA.....	MCP Northyards Holdco, LLC	Ownership.....	100.000	MetLife, Inc NO.....
			81-1500869 ..				MCP Northyards Owner, LLC DE.....	NIA.....	MCP Northyards Holdco, LLC	Ownership.....	100.000	MetLife, Inc NO.....
							MCP Optimist Park Member, LLC DE.....	NIA.....	MetLife Core Property Holdings, LLC	Ownership.....	100.000	MetLife, Inc NO.....
							MCP Onyx, LLC DE.....	NIA.....	MetLife Core Property Holdings, LLC	Ownership.....	100.000	MetLife, Inc NO.....
			46-4054412 ..				MCP Paragon Point, LLC DE.....	NIA.....	MetLife Core Property Holdings, LLC	Ownership.....	100.000	MetLife, Inc NO.....
			47-1567737 ..				MCP Plaza at Legacy, LLC DE.....	NIA.....	MetLife Core Property Holdings, LLC	Ownership.....	100.000	MetLife, Inc NO.....
							MCP Rancho Village MHC Member, LLC DE.....	NIA.....	MetLife Core Property Holdings, LLC	Ownership.....	100.000	MetLife, Inc NO.....
							MCP Seattle Gateway Industrial I, LLC DE.....	NIA.....	MetLife Core Property Holdings, LLC	Ownership.....	100.000	MetLife, Inc NO.....
							MCP Seattle Gateway Industrial II, LLC DE.....	NIA.....	MetLife Core Property Holdings, LLC	Ownership.....	100.000	MetLife, Inc NO.....
							MCP Seventh and Osborn Retail Member, LLC DE.....	NIA.....	MetLife Core Property Holdings, LLC	Ownership.....	100.000	MetLife, Inc NO.....
							MCP Astor at Osborn, LLC DE.....	NIA.....	MetLife Core Property Holdings, LLC	Ownership.....	100.000	MetLife, Inc NO.....
							MCP Shakopee, LLC DE.....	NIA.....	MetLife Core Property Holdings, LLC	Ownership.....	100.000	MetLife, Inc NO.....
							MCP Sleepy Hollow Member, LLC DE.....	NIA.....	MetLife Core Property Holdings, LLC	Ownership.....	100.000	MetLife, Inc NO.....
			46-4075562 ..				MCP SoCal Industrial - Anaheim, LLC DE.....	NIA.....	MetLife Core Property Holdings, LLC	Ownership.....	100.000	MetLife, Inc NO.....
			46-4388617 ..				MCP SoCal Industrial Bernardo, LLC DE.....	NIA.....	MetLife Core Property Holdings, LLC	Ownership.....	100.000	MetLife, Inc NO.....
			46-4100416 ..				MCP SoCal Industrial Concourse, LLC DE.....	NIA.....	MetLife Core Property Holdings, LLC	Ownership.....	100.000	MetLife, Inc NO.....
			46-4064679 ..				MCP SoCal Industrial Fullerton, LLC DE.....	NIA.....	MetLife Core Property Holdings, LLC	Ownership.....	100.000	MetLife, Inc NO.....
			46-4088528 ..				MCP SoCal Industrial Kellwood, LLC DE.....	NIA.....	MetLife Core Property Holdings, LLC	Ownership.....	100.000	MetLife, Inc NO.....
			46-4111195 ..				MCP SoCal Industrial LAX, LLC DE.....	NIA.....	MetLife Core Property Holdings, LLC	Ownership.....	100.000	MetLife, Inc NO.....
			46-4054257 ..				MCP SoCal Industrial Loker, LLC DE.....	NIA.....	MetLife Core Property Holdings, LLC	Ownership.....	100.000	MetLife, Inc NO.....
							MCP SoCal Industrial Redondo, LLC DE.....	NIA.....	MetLife Core Property Holdings, LLC	Ownership.....	100.000	MetLife, Inc NO.....
			46-4100363 ..				MCP SoCal Industrial Springdale, LLC DE.....	NIA.....	MetLife Core Property Holdings, LLC	Ownership.....	100.000	MetLife, Inc NO.....
							MCP Stateline, LLC DE.....	NIA.....	MetLife Core Property Holdings, LLC	Ownership.....	100.000	MetLife, Inc NO.....
			46-4023987 ..				MCP The Palms at Doral, LLC DE.....	NIA.....	MetLife Core Property Holdings, LLC	Ownership.....	100.000	MetLife, Inc NO.....
			47-4062730 ..				MCP Trimble Campus, LLC DE.....	NIA.....	MetLife Core Property Holdings, LLC	Ownership.....	100.000	MetLife, Inc NO.....
							MCP Union Row, LLC DE.....	NIA.....	MetLife Core Property Holdings, LLC	Ownership.....	100.000	MetLife, Inc NO.....
							MCP Valley Boulevard Industrial Member, LLC DE.....	NIA.....	MetLife Core Property Holdings, LLC	Ownership.....	100.000	MetLife, Inc NO.....
							MCP Valley Forge One, LLC DE.....	NIA.....	MCP Valley Forge, LLC	Management.....	0.000	MetLife, Inc NO.....
							MCP Valley Forge Owner, LLC DE.....	NIA.....	MCP Valley Forge, LLC	Management.....	0.000	MetLife, Inc NO.....
							MCP Valley Forge Two, LLC DE.....	NIA.....	MCP Valley Forge, LLC	Ownership.....	100.000	MetLife, Inc NO.....
							MCP Valley Forge, LLC DE.....	NIA.....	MetLife Core Property Holdings, LLC	Ownership.....	100.000	MetLife, Inc NO.....
							MCP Vance Jackson, LLC DE.....	NIA.....	MetLife Core Property Holdings, LLC	Ownership.....	100.000	MetLife, Inc NO.....
							MCP Vineyard Avenue Member, LLC DE.....	NIA.....	MetLife Core Property Holdings, LLC	Ownership.....	100.000	MetLife, Inc NO.....
			47-1967401 ..				MCP VOA I & III, LLC DE.....	NIA.....	MCP VOA Holdings, LLC	Ownership.....	100.000	MetLife, Inc NO.....
			47-1975006 ..				MCP VOA Holdings, LLC DE.....	NIA.....	MetLife Core Property Holdings, LLC	Ownership.....	100.000	MetLife, Inc NO.....
			47-1966785 ..				MCP VOA II, LLC DE.....	NIA.....	MCP VOA Holdings, LLC	Ownership.....	100.000	MetLife, Inc NO.....
			83-2524541 ..				MCP Wellington, LLC DE.....	NIA.....	MetLife Core Property Holdings, LLC	Ownership.....	100.000	MetLife, Inc NO.....
							MCP West Broad Marketplace, LLC DE.....	NIA.....	MetLife Core Property Holdings, LLC	Ownership.....	100.000	MetLife, Inc NO.....
							MCP West Fork, LLC DE.....	NIA.....	MetLife Core Property Holdings, LLC	Ownership.....	100.000	MetLife, Inc NO.....

ANNUAL STATEMENT FOR THE YEAR 2024 OF THE METROPOLITAN GENERAL INSURANCE COMPANY

SCHEDULE Y

PART 1A - DETAIL OF INSURANCE HOLDING COMPANY SYSTEM

1	2	3	4	5	6	7	8	9	10	11	12	13	14	15	16
Group Code	Group Name	NAIC Company Code	ID Number	Federal RSSD	CIK	Name of Securities Exchange if Publicly Traded (U.S. or International)	Names of Parent, Subsidiaries Or Affiliates	Domi-ciliary Location	Relation-ship to Reporting Entity	Directly Controlled by (Name of Entity/Person)	Type of Control (Ownership, Board, Management, Attorney-in-Fact, Influence, Other)	If Control is Ownership Provide Percentage	Ultimate Controlling Entity(ies)/Person(s)	Is an SCA Filing Re-quired? (Yes/No)	*
							MCP – English Village, LLC DE.....	NIA.....	MetLife Core Property Holdings, LLC	Ownership.....	100.000 ...	MetLife, Inc NO.....
							MCPF Needham, LLC DE.....	NIA.....	MCP MA Property REIT, LLC	Ownership.....	100.000 ...	MetLife, Inc NO.....
							MCPF Acquisition, LLC DE.....	NIA.....	MetLife Core Property Holdings, LLC	Ownership.....	100.000 ...	MetLife, Inc NO.....
			83-1015971 ..				MCPF Foxborough, LLC DE.....	NIA.....	MCP MA Property REIT, LLC	Ownership.....	100.000 ...	MetLife, Inc NO.....
							Mountain Technology Center A, LLC DE.....	NIA.....	Mountain Technology Center Venture, LLC ...	Ownership.....	100.000 ...	MetLife, Inc NO.....
							Mountain Technology Center B, LLC DE.....	NIA.....	Mountain Technology Center Venture, LLC ...	Ownership.....	100.000 ...	MetLife, Inc NO.....
							Mountain Technology Center C, LLC DE.....	NIA.....	Mountain Technology Center Venture, LLC ...	Ownership.....	100.000 ...	MetLife, Inc NO.....
							Mountain Technology Center D, LLC DE.....	NIA.....	Mountain Technology Center Venture, LLC ...	Ownership.....	100.000 ...	MetLife, Inc NO.....
							Mountain Technology Center E, LLC DE.....	NIA.....	Mountain Technology Center Venture, LLC ...	Ownership.....	100.000 ...	MetLife, Inc NO.....
							Vineyard Avenue Industrial Venture, LLC DE.....	NIA.....	MCP Vineyard Avenue Member, LLC	Management.....	0.000 ...	MetLife, Inc NO.....
							Vineyard Avenue Industrial, LLC DE.....	NIA.....	Vineyard Avenue Industrial Venture, LLC ...	Management.....	0.000 ...	MetLife, Inc NO.....
							MCP MCFA Additional PropCo 1, LLC DE.....	NIA.....	MetLife Core Property Holdings, LLC	Ownership.....	100.000 ...	MetLife, Inc NO.....
							MCP MCFA Additional PropCo 2, LLC DE.....	NIA.....	MetLife Core Property Holdings, LLC	Ownership.....	100.000 ...	MetLife, Inc NO.....
							MCP MCFA Additional PropCo 3, LLC DE.....	NIA.....	MetLife Core Property Holdings, LLC	Ownership.....	100.000 ...	MetLife, Inc NO.....
							MCP MCFA Additional PropCo 4, LLC DE.....	NIA.....	MetLife Core Property Holdings, LLC	Ownership.....	100.000 ...	MetLife, Inc NO.....
							MCP MCFA Additional PropCo 5, LLC DE.....	NIA.....	MetLife Core Property Holdings, LLC	Ownership.....	100.000 ...	MetLife, Inc NO.....
			93-3101624 ..				MetLife Senior Direct Lending GP, LLC DE.....	NIA.....	MetLife Investment Management, LLC	Ownership.....	100.000 ...	MetLife, Inc NO.....
			93-3089465 ..				MetLife Senior Direct Lending GP II, LLC DE.....	NIA.....	MetLife Investment Management, LLC	Ownership.....	100.000 ...	MetLife, Inc NO.....
							MetLife Senior Direct Lending Fund II, LP DE.....	NIA.....	MetLife Senior Direct Lending GP II, LLC ...	Management.....	0.000 ...	MetLife, Inc NO.....
							MLJ US Feeder LLC DE.....	NIA.....	MetLife Senior Direct Lending GP, LLC	Management.....	0.000 ...	MetLife, Inc NO.....
							MetLife Senior Direct Lending Finco, LLC DE.....	NIA.....	MetLife Senior Direct Lending GP, LLC	Ownership.....	100.000 ...	MetLife, Inc NO.....
							MetLife Senior Direct Lending Holdings, LP DE.....	NIA.....	MetLife Senior Direct Lending GP, LLC	Ownership.....	100.000 ...	MetLife, Inc NO.....
			87-1640780 ..				MetLife MMPD II Special, LLC DE.....	NIA.....	MetLife Investment Management, LLC	Ownership.....	100.000 ...	MetLife, Inc NO.....
							MetLife Middle Market Private Debt Parallel GP, LLC (DE) DE.....	NIA.....	MetLife Investment Management, LLC	Ownership.....	100.000 ...	MetLife, Inc NO.....
							MetLife Middle Market Private Debt Parallel Fund, LP CYM.....	NIA.....	MetLife Middle Market Private Debt Parallel GP, LLC (DE)	Management.....	0.000 ...	MetLife, Inc NO.....
							MetLife Middle Market Private Debt Parallel Fund, LP DE.....	NIA.....	MetLife Middle Market Private Debt Parallel Fund, LP	Management.....	0.000 ...	MetLife, Inc NO.....
							MMPDPF Brewer Blocker, LLC DE.....	NIA.....	MetLife Middle Market Private Debt Parallel Fund, LP	Management.....	0.000 ...	MetLife, Inc NO.....
							MetLife Middle Market Private Debt GP, LLC (DE) DE.....	NIA.....	MetLife Investment Management, LLC	Ownership.....	100.000 ...	MetLife, Inc NO.....
							MetLife Middle Market Private Debt Fund, LP (DE) DE.....	NIA.....	MetLife Middle Market Private Debt GP, LLC (DE)	Management.....	0.000 ...	MetLife, Inc NO.....
			86-1562501 ..				MetLife Middle Market Private Debt GP, LLC (DE) DE.....	NIA.....	MetLife Middle Market Private Debt GP, LLC (DE)	Management.....	0.000 ...	MetLife, Inc NO.....
							MMPDPF Gloves Holdings, LP (DE) DE.....	NIA.....	MetLife Investment Management, LLC	Ownership.....	100.000 ...	MetLife, Inc NO.....
			87-1613098 ..				MetLife Middle Market Private Debt GP II, LLC DE.....	NIA.....	MetLife Investment Management, LLC	Ownership.....	100.000 ...	MetLife, Inc NO.....
			87-1583660 ..				MetLife Middle Market Private Debt Fund II, LP DE.....	NIA.....	MetLife Middle Market Private Debt GP II, LLC	Management.....	0.000 ...	MetLife, Inc NO.....
							MetLife Opportunistic Real Estate Debt Fund GP, LLC DE.....	NIA.....	MetLife Investment Management, LLC	Ownership.....	100.000 ...	MetLife, Inc NO.....
							MetLife Opportunistic Real Estate Debt Fund, LP DE.....	NIA.....	MetLife Opportunistic Real Estate Debt Fund GP, LLC	Management.....	0.000 ...	MetLife, Inc NO.....
							MetLife Opportunistic Real Estate Debt Fund, LP DE.....	NIA.....	MetLife Opportunistic Real Estate Debt Fund, LP	Ownership.....	100.000 ...	MetLife, Inc NO.....
							MORE Originator, LLC DE.....	NIA.....	MORE Originator, LLC	Ownership.....	100.000 ...	MetLife, Inc NO.....
							MORE Holdco I, LLC DE.....	NIA.....	MORE Originator, LLC	Ownership.....	100.000 ...	MetLife, Inc NO.....
							MetLife Opportunistic Real Estate Debt Feeder Fund, LP CYM.....	NIA.....	MetLife Opportunistic Real Estate Debt Fund GP, LLC	Management.....	0.000 ...	MetLife, Inc NO.....
							225 6th Street Manager LLC DE.....	NIA.....	MetLife Investment Management, LLC	Ownership.....	100.000 ...	MetLife, Inc NO.....

ANNUAL STATEMENT FOR THE YEAR 2024 OF THE METROPOLITAN GENERAL INSURANCE COMPANY

SCHEDULE Y

PART 1A - DETAIL OF INSURANCE HOLDING COMPANY SYSTEM

1	2	3	4	5	6	7	8	9	10	11	12	13	14	15	16
Group Code	Group Name	NAIC Company Code	ID Number	Federal RSSD	CIK	Name of Securities Exchange if Publicly Traded (U.S. or International)	Names of Parent, Subsidiaries Or Affiliates	Domi-ciliary Loca-tion	Rela-tion-ship to Reporting Entity	Directly Controlled by (Name of Entity/Person)	Type of Control (Ownership, Board, Management, Attorney-in-Fact, Influence, Other)	If Control is Owner-ship Provide Percen-tage	Ultimate Controlling Entity(ies)/Person(s)	Is an SCA Filing Re-quired? (Yes/No)	*
....	13-4075851	MetLife Commercial Mortgage Income Fund GP, LLC DE..... NIA.....	MetLife Investment Management, LLC	Ownership.....	.. 100.000 ..	MetLife, Inc NO.....
....	47-2630137	MetLife Commercial Mortgage Income Fund, LP DE..... NIA.....	MetLife Commercial Mortgage Income Fund GP, LLC	Management.....	.. 0.000 ..	MetLife, Inc NO.....
....	47-2688528	MetLife Commercial Mortgage REIT, LLC DE..... NIA.....	MetLife Commercial Mortgage Income Fund, LP	Ownership.....	.. 100.000 ..	MetLife, Inc NO.....
....	47-2703778	MetLife Commercial Mortgage Originator, LLC DE..... NIA.....	MetLife Commercial Mortgage REIT, LLC	Ownership.....	.. 100.000 ..	MetLife, Inc NO.....
....	47-5495603	MCMIF Holdco I, LLC DE..... NIA.....	MetLife Commercial Mortgage Originator, LLC	Ownership.....	.. 100.000 ..	MetLife, Inc NO.....
....	MCMIF Holdco II, LLC DE..... NIA.....	MetLife Commercial Mortgage Originator, LLC	Ownership.....	.. 100.000 ..	MetLife, Inc NO.....
....	MCMIF Holdco III, LLC DE..... NIA.....	MetLife Commercial Mortgage Originator, LLC	Ownership.....	.. 100.000 ..	MetLife, Inc NO.....
....	47-2688528	MCMIF Holdco IV, LLC DE..... NIA.....	MetLife Commercial Mortgage REIT, LLC	Ownership.....	.. 100.000 ..	MetLife, Inc NO.....
....	MCMIF TRS II, LLC DE..... NIA.....	MetLife Commercial Mortgage REIT, LLC	Ownership.....	.. 100.000 ..	MetLife, Inc NO.....
....	MetLife Alternatives GP, LLC DE..... NIA.....	MetLife Investment Management, LLC	Ownership.....	.. 100.000 ..	MetLife, Inc NO.....
....	98-1150291	MetLife International HF Partners, LP CYM..... NIA.....	MetLife Alternatives GP, LLC	Management.....	.. 0.000 ..	MetLife, Inc NO.....
....	98-1226825	MetLife International PE Fund III, LP CYM..... NIA.....	MetLife Alternatives GP, LLC	Management.....	.. 0.000 ..	MetLife, Inc NO.....
....	98-1277596	MetLife International PE Fund IV, LP CYM..... NIA.....	MetLife Alternatives GP, LLC	Management.....	.. 0.000 ..	MetLife, Inc NO.....
....	98-1339546	MetLife International PE Fund V, LP CYM..... NIA.....	MetLife Alternatives GP, LLC	Management.....	.. 0.000 ..	MetLife, Inc NO.....
....	98-1396743	MetLife International PE Fund VI, LP CYM..... NIA.....	MetLife Alternatives GP, LLC	Management.....	.. 0.000 ..	MetLife, Inc NO.....
....	98-1515673	MetLife International PE Fund VII, LP CYM..... NIA.....	MetLife Alternatives GP, LLC	Management.....	.. 0.000 ..	MetLife, Inc NO.....
....	98-1708851	MetLife International PE Fund VIII, LP CYM..... NIA.....	MetLife Alternatives GP, LLC	Management.....	.. 0.000 ..	MetLife, Inc NO.....

Asterisk	Explanation
1	MetLife Global Holding Company II LLC (DE and Swiss) is dual chartered in DE and Switzerland.

ANNUAL STATEMENT FOR THE YEAR 2024 OF THE METROPOLITAN GENERAL INSURANCE COMPANY

SCHEDULE Y

PART 2 - SUMMARY OF INSURER'S TRANSACTIONS WITH ANY AFFILIATES

1	2	3	4	5	6	7	8	9	10	11	12	13
NAIC Company Code	ID Number	Names of Insurers and Parent, Subsidiaries or Affiliates	Shareholder Dividends	Capital Contributions	Purchases, Sales or Exchanges of Loans, Securities, Real Estate, Mortgage Loans or Other Investments	Income/ (Disbursements) Incurred in Connection with Guarantees or Undertakings for the Benefit of any Affiliate(s)	Management Agreements and Service Contracts	Income/ (Disbursements) Incurred Under Reinsurance Agreements	*	Any Other Material Activity Not in the Ordinary Course of the Insurer's Business	Totals	Reinsurance Recoverable/ (Payable) on Losses and/or Reserve Credit Taken/(Liability)
	13-4075851	MetLife, Inc.	3,902,684,112	1,312,995,485	95,000,000		536,264,140			90,529,392	5,937,473,129	
65978	13-5581829	Metropolitan Life Insurance Company	(3,355,342,974)	154,650,129	2,577,227,169		(3,762,768,734)	175,400,215		(5,960,055)	(4,216,794,250)	12,701,599,582
	20-2985998	500 Grant Street GP, LLC		(155,000)							(155,000)	
		ML Clal Member, LLC		28,865,961							28,865,961	
		Euro CL Investments LLC		(3,139)							(3,139)	
	26-0291767	6104 Hollywood, LLC		(34,593)							(34,593)	
		The Building at 575 Fifth Avenue Mezzanine LLC		9,483,974							9,483,974	
		MetLife Reinsurance Company of Hamilton, Ltd.		200,000,000	(1,488,297,636)		(8,261,831)	(52,456,443)			(1,349,015,910)	(22,295,460)
	47-5228317	MCPP Owners, LLC		51,314,402							51,314,402	
	13-5581829	Met 1065 Hotel, LLC		(3,594,000)							(3,594,000)	
		ML Bellevue Member, LLC		(8,363,344)							(8,363,344)	
	13-3619870	23rd Street Investments, Inc.		(1,932,128)			663,230				(1,268,898)	
	06-1193029	MetLife Capital Credit L.P.		(39,648,520)							(39,648,520)	
	91-1273824	MetLife Capital, Limited Partnership		(55,991,791)							(55,991,791)	
		Long Island Solar Farm, LLC			(5,302,145)					(3,204,408)	(8,506,553)	
	43-1822723	Missouri Reinsurance, Inc.			(93,526,805)		(42,563,095)	151,438,110		(110,559,333)	(95,211,123)	(264,580,963)
	13-3237278	MetLife Holdings, Inc.		18,000,000			(198)				17,999,802	
	13-3237275	MetLife Credit Corp.					4,009,872			(22,267,350)	(18,257,478)	
	13-3237277	MetLife Funding, Inc.					(159,802)				(159,802)	
		MetLife Park Tower Member , LLC		(17,695,092)							(17,695,092)	
	83-2270141	MMP Owners, LLC		(8,700,070)							(8,700,070)	
	13-5581829	MetLife 8280 Member, LLC		70,839							70,839	
		MC Portfolio JV Member, LLC		(6,930,700)							(6,930,700)	
	83-2270141	MMP Owners III, LLC		(13,567,299)							(13,567,299)	
	82-5393412	Pacific Logistics Industrial South, LLC		(1,107,818)							(1,107,818)	
		MetLife Japan US Equity Owners LLC		(7,211,878)							(7,211,878)	
	01-0855028	Midtown Heights, LLC		748,228							748,228	
	43-6026902	White Oak Royalty Company					(161,332)				(161,332)	
		Transmountain Land & Livestock Company					(8,666)				(8,666)	
	34-1650967	MetLife Legal Plans, Inc.	(109,000,000)				35,927,041				(73,072,959)	
		1350 Eye Street Owner, LLC		3,082,996							3,082,996	
	13-4047186	MetLife Tower Resources Group, Inc.					(149,989)				(149,989)	
		St. James Fleet Investments Two Limited	(407,026)		(100,353)					31,349	(476,030)	
		ML 610 Zane Member, LLC		(200,000)							(200,000)	
	46-3608641	ML Swan Mezz, LLC		(4,903,880)							(4,903,880)	
	46-3616798	ML Dolphin Mezz, LLC		246,780							246,780	
	82-4889675	ML Southlands Member, LLC		(1,524,785)							(1,524,785)	
	83-2970698	ML Port Chester SC Member, LLC		495,428							495,428	
	82-5351346	ML Sloan's Lake Member, LLC		(2,628,125)							(2,628,125)	
		ML Sentinel Square Member, LLC		(73,588)							(73,588)	
	46-0803970	MetLife CC Member, LLC		16,658,195							16,658,195	
	13-5581829	MetLife SP Holdings, LLC		(275,000,000)							(275,000,000)	

ANNUAL STATEMENT FOR THE YEAR 2024 OF THE METROPOLITAN GENERAL INSURANCE COMPANY

SCHEDULE Y

PART 2 - SUMMARY OF INSURER'S TRANSACTIONS WITH ANY AFFILIATES

1	2	3	4	5	6	7	8	9	10	11	12	13
NAIC Company Code	ID Number	Names of Insurers and Parent, Subsidiaries or Affiliates	Shareholder Dividends	Capital Contributions	Purchases, Sales or Exchanges of Loans, Securities, Real Estate, Mortgage Loans or Other Investments	Income/ (Disbursements) Incurred in Connection with Guarantees or Undertakings for the Benefit of any Affiliate(s)	Management Agreements and Service Contracts	Income/ (Disbursements) Incurred Under Reinsurance Agreements	*	Any Other Material Activity Not in the Ordinary Course of the Insurer's Business	Totals	Reinsurance Recoverable/ (Payable) on Losses and/or Reserve Credit Taken/(Liability)
	80-0821598	Oconee Hotel Company, LLC		(1,962,867)							(1,962,867)	
	80-0823015	Oconee Land Company, LLC		(40,583,022)							(40,583,022)	
	46-2460801	MetLife 1201 TAB Member, LLC		37,605,000							37,605,000	
	46-2477278	MetLife LHH Member, LLC		6,325,000							6,325,000	
	13-5581829	MetLife Acoma Owner, LLC		(2,946,013)							(2,946,013)	
		ML Matson Mills Member LLC		(54,506,869)							(54,506,869)	
		ML 300 Third Member LLC		3,085,353							3,085,353	
	26-1762232	Boulevard Residential, LLC		229,763							229,763	
		MetLife Ontario Street Member, LLC		4,566,997							4,566,997	
	46-4158087	MetLife 555 12th Member, LLC		(7,596,750)							(7,596,750)	
	82-3135079	150 North Riverside PE Member, LLC		(10,116,600)							(10,116,600)	
		ML-AI MetLife Member 3, LLC		(2,756,170)							(2,756,170)	
		ML-AI MetLife Member 4, LLC		(1,558,939)							(1,558,939)	
	82-2216412	White Tract II, LLC		(4,711,975)							(4,711,975)	
	81-0770888	ML PE Terminal 106, LLC		20,274,479							20,274,479	
	46-4283517	MetLife Camino Ramon Member, LLC		(6,248,520)							(6,248,520)	
	46-4255167	ML Terraces, LLC		6,899,448							6,899,448	
		Chestnut Flats Wind, LLC		(3,898,537)							(3,898,537)	
	46-4129811	MetLife 425 MKT Member, LLC		(3,066,819)							(3,066,819)	
	13-5581829	Southcreek Industrial Holdings, LLC		(2,856,292)							(2,856,292)	
	46-4229772	MetLife THR Investor, LLC		(61,001,876)							(61,001,876)	
	13-5581829	MCJV, LLC		(4,603,961)			13,721				(4,590,240)	
		MetLife OFC Member, LLC		(12,117,000)							(12,117,000)	
	47-1256270	MetLife OBS Member, LLC		(3,102,750)							(3,102,750)	
		MetLife FM Hotel Member, LLC		(12,019,209)							(12,019,209)	
	46-4584166	ML Southmore, LLC		(31,561,200)							(31,561,200)	
		MetLife HCMJV 1 LP, LLC		(9,703,738)							(9,703,738)	
	13-3759652	MetLife International Holdings, LLC					631,152,885				631,152,885	
		MNQM Trust 2020		(22,382,133)							(22,382,133)	
		MetLife Asia Services Sdn. Bhd					8,484,927				8,484,927	
		Metropolitan Life Seguros e Previdencia Privada S.A. (Brazil)					(2,596,886)				(2,596,886)	
		ML Hudson Member, LLC		2,394,768							2,394,768	
		MetLife Mexico, S.A. de C.V.					(35,963,217)	(107,993)			(36,071,210)	137,426
		MetLife Pensiones Mexico S.A.					(37,736)				(37,736)	
		MetLife Mexico Servicios S.A. de C.V.					10,051,351				10,051,351	
		MetLife Insurance Company of Korea, Limited					(7,526,304)				(7,526,304)	
		MetLife Ireland Treasury d.a.c.		(950,000,000)						217,999,855	(732,000,145)	
		MetLife Insurance Limited (Australia)					(3,090,265)	(3,148,879)			(6,239,144)	46,148,200
		MetLife Asia Limited (Hong Kong)					36,920,321				36,920,321	
		MIM CM Syndicator, LLC					(278,722)			(1,219,610)	(1,498,332)	
		MetLife Planos Odontologicos Ltda. (Brazil)					(9,518,604)				(9,518,604)	

ANNUAL STATEMENT FOR THE YEAR 2024 OF THE METROPOLITAN GENERAL INSURANCE COMPANY

SCHEDULE Y

PART 2 - SUMMARY OF INSURER’S TRANSACTIONS WITH ANY AFFILIATES

1	2	3	4	5	6	7	8	9	10	11	12	13
NAIC Company Code	ID Number	Names of Insurers and Parent, Subsidiaries or Affiliates	Shareholder Dividends	Capital Contributions	Purchases, Sales or Exchanges of Loans, Securities, Real Estate, Mortgage Loans or Other Investments	Income/ (Disbursements) Incurred in Connection with Guarantees or Undertakings for the Benefit of any Affiliate(s)	Management Agreements and Service Contracts	Income/ (Disbursements) Incurred Under Reinsurance Agreements	*	Any Other Material Activity Not in the Ordinary Course of the Insurer's Business	Totals	Reinsurance Recoverable/ (Payable) on Losses and/or Reserve Credit Taken/(Liability)
	20-5894439	MetLife Global, Inc.		234,250			27,725				261,975	
	20-1360022	MetLife Pet Insurance Solutions LLC					84,615,479				84,615,479	
		Compania Inversora MetLife S.A. (Argentina)					5,034				5,034	
		MetLife Servicios S.A. (Argentina)					21,328,350				21,328,350	
		PNB MetLife India Insurance Company Limited						(11,597,450)			(11,597,450)	11,499,209
		MetLife Administradora de Fundos Multipatrocinados Ltda. (Brazil)					371,887				371,887	
39950	22-2342710	Metropolitan General Insurance Company	(11,250,000)	152,248,226			(137,926,518)				3,071,708	
		Sino-US United MetLife Insurance Co. Ltd.										
				(46,000,000)			269,661	353,236			(45,377,103)	681,034
97136	13-3114906	Metropolitan Tower Life Insurance Company	(373,000,000)	(42,853,207)	197,377,745		(307,672,314)	(3,883,628)		1,239,915	(528,791,489)	(64,676,330)
	38-4035918	MetLife Assignment Company, Inc (DE)					(835,200)				(835,200)	
		MetLife Strategic Hotel Debt Fund LP, LLC										
				97,989,174							97,989,174	
		MetLife Water Tower Owner LLC		2,385,209							2,385,209	
		PREFCO Fourteen Limited Partnership		(1,929,958)							(1,929,958)	
		Plaza Drive Properties, LLC		(983,304)							(983,304)	
		ML OMD Member, LLC		1,816,500							1,816,500	
	84-4913232	ML Armature Member, LLC		6,464,052							6,464,052	
		MetLife Chile Inversiones Limitada					5,110,070				5,110,070	
	82-2405817	MetLife Investment Management Holdings, LLC					(10,294,485)				(10,294,485)	
		MetLife Investment Management, LLC					480,293,536				480,293,536	
	82-3238385	MetLife Real Estate Lending LLC			(3,177,310,891)						(3,177,310,891)	
		MetLife Chile Seguros de Vida S.A.					(23,304,651)	(417,943)			(23,722,594)	116,771
		AFP Provida S.A. (Chile)					(5,830,671)				(5,830,671)	
	52-1528581	SafeGuard Health Enterprises, Inc.		(6,000,000)			9,411,969				3,411,969	
14170	33-0733552	MetLife Health Plans, Inc.					(126,520)				(126,520)	
	95-2879515	SafeGuard Health Plans, Inc. (CA)	(5,000,000)				(4,076,961)				(9,076,961)	
79014	33-0515751	SafeHealth Life Insurance Company					(154,102)				(154,102)	
52009	65-0073323	SafeGuard Health Plans, Inc. (FL)					(1,775,114)				(1,775,114)	
95051	75-2046497	SafeGuard Health Plans, Inc. (TX)					(1,506,049)				(1,506,049)	
	98-1099650	MetLife Global Benefits, Ltd.					(637,758)	(1,282,970)			(1,920,728)	(693,669)
	36-3665871	Cova Life Management Company					4,799				4,799	
	20-5707084	MetLife Services and Solutions, LLC					3,157,100,715				3,157,100,715	
		MetLife Solutions Pte. Ltd.					6,220,125				6,220,125	
	22-3805708	Newbury Insurance Company, Limited					(333,557)				(333,557)	
	13-3179826	MetLife Next Gen Ventures, LLC (f.k.a. MetLife Digital Ventures, Inc)		11,749,994							11,749,994	
	20-5819518	MetLife Reinsurance Company of Charleston		28,325,668			(11,593,805)	(293,090,239)			(276,358,376)	(10,907,251,281)
	26-6122204	MetLife Capital Trust IV								51,410,100	51,410,100	

ANNUAL STATEMENT FOR THE YEAR 2024 OF THE METROPOLITAN GENERAL INSURANCE COMPANY

SCHEDULE Y

PART 2 - SUMMARY OF INSURER’S TRANSACTIONS WITH ANY AFFILIATES

1	2	3	4	5	6	7	8	9	10	11	12	13
NAIC Company Code	ID Number	Names of Insurers and Parent, Subsidiaries or Affiliates	Shareholder Dividends	Capital Contributions	Purchases, Sales or Exchanges of Loans, Securities, Real Estate, Mortgage Loans or Other Investments	Income/ (Disbursements) Incurred in Connection with Guarantees or Undertakings for the Benefit of any Affiliate(s)	Management Agreements and Service Contracts	Income/ (Disbursements) Incurred Under Reinsurance Agreements	*	Any Other Material Activity Not in the Ordinary Course of the Insurer's Business	Totals	Reinsurance Recoverable/ (Payable) on Losses and/or Reserve Credit Taken/(Liability)
	55-0790010	MetLife Group, Inc.					(43,754,283)				(43,754,283)	
		MetLife Middle Market Private Debt Fund, LP (DE)		(50,740,186)							(50,740,186)	
	80-0946518	MetLife Core Property Fund, LP		(21,540,387)							(21,540,387)	
	47-2630137	MetLife Commercial Mortgage Income Fund LP										
				6,395,764							6,395,764	
	98-1515673	MetLife International PE Fund VII, LP			(8,657,439)						(8,657,439)	
13092	26-1511401	MetLife Reinsurance Company of Vermont		735,485			(4,887,395)	(11,034,043)			(15,185,953)	(1,473,064,417)
62634	51-0104167	Delaware American Life Insurance Company	(10,000,000)				(5,473,338)	3,826,928			(11,646,410)	(5,818,107)
	27-1206753	MetLife Consumer Services, Inc.		8,025,000			2,352,358				10,377,358	
	81-2253384	MetLife Insurance Brokerage, Inc.					(77,949)				(77,949)	
60690	98-0000065	American Life Insurance Company	863,430,600	(535,000,000)	(8,624,565)		(516,699,113)	62,420,379		(217,999,855)	(352,472,554)	(84,644,036)
		MetLife Insurance K.K. (Japan)	(854,806,035)		2,020,612,171		(101,040,394)				1,064,765,742	
		Pacific Logistics Industrial North, LLC		(1,180,247)							(1,180,247)	
		MetLife Life Insurance Company (Egypt)					(5,623,695)	(2,504,792)			(8,128,487)	3,328,595
	AA-1860015	MetLife Emeklilik ve Hayat A.S. (Turkey)					(5,673,610)	(11,526,872)			(17,200,482)	4,857,420
		PJSC MetLife (Ukraine)					(2,736,513)	(118,778)			(2,855,291)	208,056
		MetLife Asset Management Corp. (Japan)					39,756,142				39,756,142	
		MetLife Mas, S.A. de C.V (Mexico)					(410,808)				(410,808)	
		MetLife Seguros S.A. (Uruguay)					(2,622,513)	(432,511)			(3,055,024)	234,264
		MetLife Colombia Seguros de Vida S.A. (Columbia)					(5,671,417)	971,472			(4,699,945)	610,549
		MetLife Latin America Asesorias e Inversiones Limitada (Chile)					6,534,893				6,534,893	
		MetLife Investments Asia Limited (Hong Kong)					760,628				760,628	
		MetLife Investments Limited (UK)					694,789				694,789	
	13-3912049	Global Properties, Inc. (USA-Delaware)					309,270				309,270	
		MetLife Global Holding Company I GmbH (Swiss)	(8,624,565)								(8,624,565)	
	AA-1780108	MetLife Europe d.a.c.					(90,190,702)	(3,413,762)		(63,265)	(93,667,729)	1,715,322
		MetLife Pension Trustees Limited (UK)					(12,088)			63,265	51,177	
		MetLife Reinsurance Company of Bermuda Ltd.			(117,021,816)		(4,793,861)	4,298,835			(117,516,842)	(2,576,114)
		ML HS Member LLC		1,152,763							1,152,763	
		MetLife GV Owner LLC		(30,610,425)							(30,610,425)	
		Agenvita S.r.l. (Italy)					1,918,226				1,918,226	
		MetLife Services, Sociedad Limitada (Spain)					(13,631)				(13,631)	
		MetLife Europe Insurance d.a.c					(758,210)	(42,651,713)			(43,409,923)	18,405,120
		MetLife Europe Services Limited (Ireland)										
							55,370,692				55,370,692	
	43-1906210	MetLife Investors Distribution Company					49,614,121				49,614,121	
	13-5581829	MTU Hotel Owner, LLC		(1,760,035)							(1,760,035)	
		ML-AI MetLife Member 5, LLC		(44,845,639)							(44,845,639)	

ANNUAL STATEMENT FOR THE YEAR 2024 OF THE METROPOLITAN GENERAL INSURANCE COMPANY

SCHEDULE Y

PART 2 - SUMMARY OF INSURER’S TRANSACTIONS WITH ANY AFFILIATES

1	2	3	4	5	6	7	8	9	10	11	12	13
NAIC Company Code	ID Number	Names of Insurers and Parent, Subsidiaries or Affiliates	Shareholder Dividends	Capital Contributions	Purchases, Sales or Exchanges of Loans, Securities, Real Estate, Mortgage Loans or Other Investments	Income/ (Disbursements) Incurred in Connection with Guarantees or Undertakings for the Benefit of any Affiliate(s)	Management Agreements and Service Contracts	Income/ (Disbursements) Incurred Under Reinsurance Agreements	*	Any Other Material Activity Not in the Ordinary Course of the Insurer's Business	Totals	Reinsurance Recoverable/ (Payable) on Losses and/or Reserve Credit Taken/(Liability)
		ML One Bedminster, LLC		5,075,039							5,075,039	
		Versant Health Inc	(38,684,112)	(59,315,888)				38,958,841			(59,041,159)	(32,701,282)
		MIM Intersect Manager, LLC		(790,049)							(790,049)	
		Davis Vision, Inc.					(4,332,348)				(4,332,348)	
		Versant Health Holdco, Inc.					2,000,000				2,000,000	
		Davis Vision IPA, Inc.					(2,611,599)				(2,611,599)	
		Superior Vision Benefit Management, Inc.	4,500,000				8,738,893				13,238,893	
		Versant Health Consolidations Corp. (fka Superior Vision Corp.)	1,500,000				264,845				1,764,845	
		Vision 21 Physician Practice Management Co.					(15,509)				(15,509)	
		UVC Independent Practice Association, Inc.					(1,000,460)				(1,000,460)	
		Superior Vision Services, Inc.	52,000,000				15,061,266				67,061,266	
		MetLife Enhanced Core Property Fund, LP		15,500,000							15,500,000	
		MetLife Emerging Market Debt Blend Fund (Insurance Rated), L.P.		(5,929,060)							(5,929,060)	
		MetLife Single Family Rental Fund, LP		20,029,599							20,029,599	
95387		Block Vision of Texas, Inc	(4,500,000)				(7,357,791)				(11,857,791)	
		MetLife Long Short Credit Fund, LP		(61,408,864)							(61,408,864)	
52005		Superior Vision Insurance Plan of Wisconsin, Inc.	(1,500,000)				(2,401,978)				(3,901,978)	
14189		Superior Vision of NJ					(1,774,207)				(1,774,207)	
60188		Superior Vision Insurance, Inc.	(52,000,000)				(15,183,585)				(67,183,585)	
		ML Terminal 106 Member		64,622							64,622	
		ML Clal Member 2.0, LLC		5,681,540							5,681,540	
		ML AG Member		(413,593)							(413,593)	
		ML 335 8th PE Member, LLC		34,355,401							34,355,401	
		HD Owner, LLC		3,558,914							3,558,914	
		ML Artisan Crossing PE Member, LLC		33,400,000							33,400,000	
		MetLife Japan 240 West 35th Owner (Blocker) LLC		10,566,076							10,566,076	
		1960 Grand Owner LLC		104,896,944							104,896,944	
		ML 225 6th Street Member LLC		170,652,947							170,652,947	
		MetLife Global Holding Company III GmbH			8,624,565						8,624,565	
		MetLife UK Limited					(7,352,878)				(7,352,878)	
		TOV OWNER LLC		6,300,000							6,300,000	
		MZO OWNER LLC		4,271,440							4,271,440	
9999999 Control Totals									XXX			(68,760,111)

Stochastic calculation of reserves is done at the company level with assumptions specific to the company and different mixes of business of each company can produce different results. Therefore there are different reserves for the affiliated assuming/ceding companies that reinsure certain products' risks.

ANNUAL STATEMENT FOR THE YEAR 2024 OF THE METROPOLITAN GENERAL INSURANCE COMPANY

SCHEDULE Y

PART 3 - ULTIMATE CONTROLLING PARTY AND LISTING OF OTHER U.S. INSURANCE GROUPS OR ENTITIES UNDER THAT ULTIMATE CONTROLLING PARTY'S CONTROL

[illegible]

ANNUAL STATEMENT FOR THE YEAR 2024 OF THE METROPOLITAN GENERAL INSURANCE COMPANY

SUPPLEMENTAL EXHIBITS AND SCHEDULES INTERROGATORIES

REQUIRED FILINGS

The following supplemental reports are required to be filed as part of your statement filing unless specifically waived by the domiciliary state. However, in the event that your domiciliary state waives the filing requirement, your response of **WAIVED** to the specific interrogatory will be accepted in lieu of filing a “NONE” report and a bar code will be printed below. If the supplement is required of your company but is not being filed for whatever reason enter **SEE EXPLANATION** and provide an explanation following the interrogatory questions.

		Responses
MARCH FILING		
1.	Will an actuarial opinion be filed by March 1?	YES
2.	Will the Supplemental Compensation Exhibit be filed with the state of domicile by March 1?	YES
3.	Will the confidential Risk-based Capital Report be filed with the NAIC by March 1?.....	YES
4.	Will the confidential Risk-based Capital Report be filed with the state of domicile, if required by March 1?.....	YES
APRIL FILING		
5.	Will the Insurance Expense Exhibit be filed with the state of domicile and the NAIC by April 1?	YES
6.	Will Management’s Discussion and Analysis be filed by April 1?	YES
7.	Will the Supplemental Investment Risk Interrogatories be filed by April 1?	YES
MAY FILING		
8.	Will this company be included in a combined annual statement which is filed with the NAIC by May 1?	SEE EXPLANATION
JUNE FILING		
9.	Will an audited financial report be filed by June 1?	YES
10.	Will Accountant's Letter of Qualifications be filed with the state of domicile and electronically with the NAIC by June 1?	YES











SUPPLEMENTAL FILINGS

The following supplemental reports are required to be filed as part of your annual statement filing **if your company is engaged in the type of business covered by the supplement. However, in the event that your company does not transact the type of business for which the special report must be filed, your response of NO to the specific interrogatory will be accepted in lieu of filing a “NONE” report and a bar code will be printed below.** If the supplement is required of your company but is not being filed for whatever reason enter **SEE EXPLANATION** and provide an explanation following the interrogatory questions.

MARCH FILING		
11.	Will Schedule SIS (Stockholder Information Supplement) be filed with the state of domicile by March 1?	NO
12.	Will the Financial Guaranty Insurance Exhibit be filed by March 1?.....	NO
13.	Will the Medicare Supplement Insurance Experience Exhibit be filed with the state of domicile and the NAIC by March 1?.....	NO
14.	Will Supplement A to Schedule T (Medical Professional Liability Supplement) be filed by March 1?	NO
15.	Will the Trusteed Surplus Statement be filed with the state of domicile and the NAIC by March 1?	NO
16.	Will the Premiums Attributed to Protected Cells Exhibit be filed by March 1?	NO
17.	Will the Reinsurance Summary Supplemental Filing for General Interrogatory 9 be filed with the state of domicile and the NAIC by March 1? ...	NO
18.	Will the Medicare Part D Coverage Supplement be filed with the state of domicile and the NAIC by March 1?.....	NO
19.	Will the confidential Actuarial Opinion Summary be filed with the state of domicile, if required, by March 15 (or the date otherwise specified)?..	YES
20.	Will the Reinsurance Attestation Supplement be filed with the state of domicile and the NAIC by March 1?	YES
21.	Will the Exceptions to the Reinsurance Attestation Supplement be filed with the state of domicile by March 1?	NO
22.	Will the Bail Bond Supplement be filed with the state of domicile and the NAIC by March 1?	NO
23.	Will the Director and Officer Insurance Coverage Supplement be filed with the state of domicile and the NAIC by March 1?	NO
24.	Will an approval from the reporting entity’s state of domicile for relief related to the five-year rotation requirement for lead audit partner be filed electronically with the NAIC by March 1?	NO
25.	Will an approval from the reporting entity’s state of domicile for relief related to the one-year cooling off period for independent CPA be filed electronically with the NAIC by March 1?	NO
26.	Will an approval from the reporting entity’s state of domicile for relief related to the Requirements for Audit Committees be filed electronically with the NAIC by March 1?.....	NO
27.	Will the Supplemental Schedule for Reinsurance Counterparty Reporting Exception - Asbestos and Pollution Contracts be filed with the state of domicile and the NAIC by March 1?.....	NO
28.	Will the Exhibit of Other Liabilities by Lines of Business be filed with the state of domicile and the NAIC by March 1?.....	NO
29.	Will the Market Conduct Annual Statement (MCAS) Premium Exhibit for Year be filed with appropriate jurisdictions and with the NAIC by March 1?.....	NO
APRIL FILING		
30.	Will the Credit Insurance Experience Exhibit be filed with the state of domicile and the NAIC by April 1?	NO
31.	Will the Long-term Care Experience Reporting Forms be filed with the state of domicile and the NAIC by April 1?	NO
32.	Will the Accident and Health Policy Experience Exhibit be filed by April 1?	NO
33.	Will the Supplemental Health Care Exhibit (Parts 1 and 2) be filed with the state of domicile and the NAIC by April 1?	NO
34.	Will the Cybersecurity Insurance Coverage Supplement be filed with the state of domicile and the NAIC by April 1?	NO
35.	Will the Life, Health & Annuity Guaranty Association Assessable Premium Exhibit - Parts 1 and 2 be filed with the state of domicile and the NAIC by April 1?	NO
36.	Will the Private Flood Insurance Supplement be filed with the state of domicile and the NAIC by April 1?	NO
37.	Will the Mortgage Guaranty Insurance Exhibit be filed with the state of domicile and the NAIC by April 1?	NO
AUGUST FILING		
38.	Will Management’s Report of Internal Control Over Financial Reporting be filed with the state of domicile by August 1?	NO
Explanations:		
8.	No	
11.		
12.		
13.		
14.		
15.		
16.		
17.		
18.		
21.		
22.		
23.		
24.		
25.		
26.		
27.		
28.		
29.		
30.		
31.		
32.		
33.		
34.		
35.		
36.		
37.		
38.		

Bar Codes:

11.	SIS Stockholder Information Supplement [Document Identifier 420]	
12.	Financial Guaranty Insurance Exhibit [Document Identifier 240]	
13.	Medicare Supplement Insurance Experience Exhibit [Document Identifier 360]	
14.	Supplement A to Schedule T [Document Identifier 455]	
15.	Trusteed Surplus Statement [Document Identifier 490]	

ANNUAL STATEMENT FOR THE YEAR 2024 OF THE METROPOLITAN GENERAL INSURANCE COMPANY	
SUPPLEMENTAL EXHIBITS AND SCHEDULES INTERROGATORIES	
16. Premiums Attributed to Protected Cells Exhibit [Document Identifier 385]	
17. Reinsurance Summary Supplemental Filing [Document Identifier 401]	
18. Medicare Part D Coverage Supplement [Document Identifier 365]	
21. Exceptions to the Reinsurance Attestation Supplement [Document Identifier 400]	
22. Bail Bond Supplement [Document Identifier 500]	
23. Director and Officer Insurance Coverage Supplement [Document Identifier 505]	
24. Relief from the five-year rotation requirement for lead audit partner [Document Identifier 224]	
25. Relief from the one-year cooling off period for independent CPA [Document Identifier 225]	
26. Relief from the Requirements for Audit Committees [Document Identifier 226]	
27. Reinsurance Counterparty Reporting Exception – Asbestos and Pollution Contracts [Document Identifier 555]	
28. Exhibit of Other Liabilities by Lines of Business [Document Identifier 570]	
29. Market Conduct Annual Statement (MCAS) Premium Exhibit [Document Identifier 600]	
30. Credit Insurance Experience Exhibit [Document Identifier 230]	
31. Long-Term Care Experience Reporting Forms [Document Identifier 306]	
32. Accident and Health Policy Experience Exhibit [Document Identifier 210]	
33. Supplemental Health Care Exhibit (Parts 1 and 2) [Document Identifier 216]	
34. Cybersecurity and Identity Theft Insurance Coverage Supplement [Document Identifier 550]	
35. Life, Health & Annuity Guaranty Association Assessable Premium Exhibit - Parts 1 and 2 [Document Identifier 290]	
36. Private Flood Insurance Supplement [Document Identifier 560]	
37. Will the Mortgage Guaranty Insurance Exhibit [Document Identifier 565]	
38. Management’s Report of Internal Control Over Financial Reporting [Document Identifier 223]	

NONE