



PROPERTY AND CASUALTY COMPANIES – ASSOCIATION EDITION

QUARTERLY STATEMENT
AS OF MARCH 31, 2025
OF THE CONDITION AND AFFAIRS OF THE
METROPOLITAN GENERAL INSURANCE COMPANY

NAIC Group Code 0241 0241 NAIC Company Code 39950 Employer's ID Number 22-2342710
(Current) (Prior)

Organized under the Laws of Rhode Island State of Domicile or Port of Entry Rhode Island
Country of Domicile United States of America
Incorporated/Organized 06/30/1980 Commenced Business 10/13/1981
Statutory Home Office 700 Quaker Lane Warwick, RI 02886-6669
(Street and Number) (City or Town, State and Zip Code)
Main Administrative Office 700 Quaker Lane
(Street and Number)
Warwick, RI 02886-6669 401-827-2400
(City or Town, State and Zip Code) (Area Code) (Telephone Number)
Mail Address 18210 Crane Nest Drive, 3rd Floor Tampa, FL 33647
(Street and Number or P.O. Box) (City or Town, State and Zip Code)
Primary Location of Books and Records 700 Quaker Lane
(Street and Number)
Warwick, RI 02886-6669 401-827-2400
(City or Town, State and Zip Code) (Area Code) (Telephone Number)
Internet Web Site Address www.metlife.com
Statutory Statement Contact Phillippe Desilles 813-983-4100
(Name) (Area Code) (Telephone Number)
pdesilles@metlife.com 813-983-5705
(E-mail Address) (Fax Number)

OFFICERS

President INGRID ELIZABETH TOLENTINO Treasurer CHARLES PATRICK CONNERY
Vice President and Chief Financial Officer GARY PAUL GLACKEN Secretary MICHELE MARIE WEBER

OTHER

DAN PRICHARD ANTILLEY, JR ROGER CARL ELDER CHARLES SHERIDAN SCULLY
Senior Vice President and Chief Information Security Officer Vice President and General Counsel Executive Vice President & Executive Investment Officer
CRAIG DAVID ROGERS RICHARD ANDREW STEVENS
Controller Vice President

DIRECTORS OR TRUSTEES

GARY PAUL GLACKEN BRIAN JAMES JORGENSEN INGRID ELIZABETH TOLENTINO
MICHAEL PATRICK WALLING

State of Ohio } SS State of New York } SS State of New Jersey } SS
County of Cuyahoga } County of New York } County of Somerset }

The officers of this reporting entity being duly sworn, each depose and say that they are the described officers of said reporting entity, and that on the reporting period stated above, all of the herein described assets were the absolute property of the said reporting entity, free and clear from any liens or claims thereon, except as herein stated, and that this statement, together with related exhibits, schedules and explanations therein contained, annexed or referred to, is a full and true statement of all the assets and liabilities and of the condition and affairs of the said reporting entity as of the reporting period stated above, and of its income and deductions there from for the period ended, and have been completed in accordance with the NAIC Quarterly Statement Instructions and Accounting Practices and Procedures manual except to the extent that: (1) state law may differ; or, (2) that state rules or regulations require differences in reporting not related to accounting practices and procedures, according to the best of their information, knowledge and belief, respectively. Furthermore, the scope of this attestation by the described officers also includes the related corresponding electronic filing with the NAIC, when required, that is an exact copy (except for formatting differences due to electronic filing) of the enclosed statement. The electronic filing may be requested by various regulators in lieu of or in addition to the enclosed statement.

Ingrid Elizabeth Tolentino
INGRID ELIZABETH TOLENTINO
President

Michele Marie Weber
MICHELE MARIE WEBER
Secretary

Gary Paul Glacken
GARY PAUL GLACKEN
Vice President and Chief Financial Officer

Subscribed and sworn to before me this

28 day of April, 2025.

Michele Marie Weber
Notary for Tolentino

Subscribed and sworn to before me this

14th day of April, 2025.

Susan May
Notary for Weber

Subscribed and sworn to before me this

15 day of April, 2025.

M. L. Sanchez
Notary for Glacken

a. Is this an original filing? Yes [X] No []
b. If no,
1. State the amendment number
2. Date filed
3. Number of pages attached

M. L. Sanchez
Notary Public
State of New Jersey
County of Somerset
Commission Expires Sept 15, 2027
ID # 2115669

No. 01MA6086282
Qualified in Queens County
Certificate Filed in New York County
My Commission Expires May 21, 2027

ASSETS

	Current Statement Date			4 December 31 Prior Year Net Admitted Assets
	1 Assets	2 Nonadmitted Assets	3 Net Admitted Assets (Cols. 1 - 2)	
1. Bonds	172,371,301		172,371,301	173,268,860
2. Stocks:				
2.1 Preferred stocks				
2.2 Common stocks				
3. Mortgage loans on real estate:				
3.1 First liens				
3.2 Other than first liens.....				
4. Real estate:				
4.1 Properties occupied by the company (less \$ encumbrances)				
4.2 Properties held for the production of income (less \$ encumbrances)				
4.3 Properties held for sale (less \$ encumbrances)				
5. Cash (\$ 1,507,448), cash equivalents (\$ 43,494,495) and short-term investments (\$)	45,001,943		45,001,943	40,596,845
6. Contract loans (including \$ premium notes)				
7. Derivatives				
8. Other invested assets				
9. Receivables for securities				
10. Securities lending reinvested collateral assets				
11. Aggregate write-ins for invested assets				
12. Subtotals, cash and invested assets (Lines 1 to 11)	217,373,244		217,373,244	213,865,705
13. Title plants less \$ charged off (for Title insurers only)				
14. Investment income due and accrued	1,582,084		1,582,084	1,351,637
15. Premiums and considerations:				
15.1 Uncollected premiums and agents' balances in the course of collection	29,124,331	9,905,291	19,219,040	24,626,967
15.2 Deferred premiums, agents' balances and installments booked but deferred and not yet due (including \$ earned but unbilled premiums)	347,619,909		347,619,909	155,797,870
15.3 Accrued retrospective premiums (\$) and contracts subject to redetermination (\$)				
16. Reinsurance:				
16.1 Amounts recoverable from reinsurers				
16.2 Funds held by or deposited with reinsured companies				
16.3 Other amounts receivable under reinsurance contracts				
17. Amounts receivable relating to uninsured plans				
18.1 Current federal and foreign income tax recoverable and interest thereon				6,418,110
18.2 Net deferred tax asset	18,240,541	174,644	18,065,897	7,441,062
19. Guaranty funds receivable or on deposit	45,885		45,885	45,327
20. Electronic data processing equipment and software				
21. Furniture and equipment, including health care delivery assets (\$)				
22. Net adjustment in assets and liabilities due to foreign exchange rates				
23. Receivables from parent, subsidiaries and affiliates	4,749,943		4,749,943	8,606,830
24. Health care (\$) and other amounts receivable				
25. Aggregate write-ins for other than invested assets				
26. Total assets excluding Separate Accounts, Segregated Accounts and Protected Cell Accounts (Lines 12 to 25)	618,735,937	10,079,935	608,656,002	418,153,508
27. From Separate Accounts, Segregated Accounts and Protected Cell Accounts				
28. Total (Lines 26 and 27)	618,735,937	10,079,935	608,656,002	418,153,508
DETAILS OF WRITE-INS				
1101.				
1102.				
1103.				
1198. Summary of remaining write-ins for Line 11 from overflow page				
1199. Totals (Lines 1101 through 1103 plus 1198)(Line 11 above)				
2501.				
2502.				
2503.				
2598. Summary of remaining write-ins for Line 25 from overflow page				
2599. Totals (Lines 2501 through 2503 plus 2598)(Line 25 above)				

STATEMENT AS OF MARCH 31, 2025 OF THE METROPOLITAN GENERAL INSURANCE COMPANY

LIABILITIES, SURPLUS AND OTHER FUNDS

	1 Current Statement Date	2 December 31, Prior Year
1. Losses (current accident year \$ 29,146,222)	36,378,187	33,114,686
2. Reinsurance payable on paid losses and loss adjustment expenses		
3. Loss adjustment expenses		
4. Commissions payable, contingent commissions and other similar charges		
5. Other expenses (excluding taxes, licenses and fees)	151,037	141,074
6. Taxes, licenses and fees (excluding federal and foreign income taxes)	2,870,127	4,274,564
7.1 Current federal and foreign income taxes (including \$ (15,489) on realized capital gains (losses))	1,661,997	
7.2 Net deferred tax liability		
8. Borrowed money \$ and interest thereon \$		
9. Unearned premiums (after deducting unearned premiums for ceded reinsurance of \$ and including warranty reserves of \$ and accrued accident and health experience rating refunds including \$ for medical loss ratio rebate per the Public Health Service Act)	359,829,745	166,032,742
10. Advance premium		
11. Dividends declared and unpaid:		
11.1 Stockholders		
11.2 Policyholders		
12. Ceded reinsurance premiums payable (net of ceding commissions)		
13. Funds held by company under reinsurance treaties		
14. Amounts withheld or retained by company for account of others		
15. Remittances and items not allocated	723,491	1,118,565
16. Provision for reinsurance (including \$ certified)		
17. Net adjustments in assets and liabilities due to foreign exchange rates		
18. Drafts outstanding		
19. Payable to parent, subsidiaries and affiliates	11,641,596	8,573,384
20. Derivatives		
21. Payable for securities		
22. Payable for securities lending		
23. Liability for amounts held under uninsured plans		
24. Capital notes \$ and interest thereon \$		
25. Aggregate write-ins for liabilities		
26. Total liabilities excluding protected cell liabilities (Lines 1 through 25)	413,256,180	213,255,015
27. Protected cell liabilities		
28. Total liabilities (Lines 26 and 27)	413,256,180	213,255,015
29. Aggregate write-ins for special surplus funds		
30. Common capital stock	3,800,000	3,800,000
31. Preferred capital stock		
32. Aggregate write-ins for other than special surplus funds		
33. Surplus notes	152,248,226	152,248,226
34. Gross paid in and contributed surplus	22,573,499	22,573,499
35. Unassigned funds (surplus)	16,778,097	26,276,768
36. Less treasury stock, at cost:		
36.1 shares common (value included in Line 30 \$)		
36.2 shares preferred (value included in Line 31 \$)		
37. Surplus as regards policyholders (Lines 29 to 35, less 36)	195,399,822	204,898,493
38. Totals (Page 2, Line 28, Col. 3)	608,656,002	418,153,508
DETAILS OF WRITE-INS		
2501.		
2502.		
2503.		
2598. Summary of remaining write-ins for Line 25 from overflow page		
2599. Totals (Lines 2501 through 2503 plus 2598)(Line 25 above)		
2901.		
2902.		
2903.		
2998. Summary of remaining write-ins for Line 29 from overflow page		
2999. Totals (Lines 2901 through 2903 plus 2998)(Line 29 above)		
3201.		
3202.		
3203.		
3298. Summary of remaining write-ins for Line 32 from overflow page		
3299. Totals (Lines 3201 through 3203 plus 3298)(Line 32 above)		

STATEMENT OF INCOME

	1 Current Year to Date	2 Prior Year to Date	3 Prior Year Ended December 31
UNDERWRITING INCOME			
1. Premiums earned:			
1.1 Direct (written \$ 329,345,397)	135,554,723	80,374,213	392,336,641
1.2 Assumed (written \$ 8,439)	2,110		
1.3 Ceded (written \$)		(511)	
1.4 Net (written \$ 329,353,836)	135,556,833	80,374,724	392,336,641
DEDUCTIONS:			
2. Losses incurred (current accident year \$ 86,687,717):			
2.1 Direct	92,255,078	51,702,842	264,213,551
2.2 Assumed			
2.3 Ceded	(229,300)	(713,807)	(933,077)
2.4 Net	92,484,378	52,416,649	265,146,628
3. Loss adjustment expenses incurred	4,199,485	3,360,793	18,239,906
4. Other underwriting expenses incurred	47,988,784	27,595,588	134,379,345
5. Aggregate write-ins for underwriting deductions		(7,354,453)	(11,396,354)
6. Total underwriting deductions (Lines 2 through 5)	144,672,647	76,018,577	406,369,525
7. Net income of protected cells			
8. Net underwriting gain (loss) (Line 1 minus Line 6 + Line 7)	(9,115,814)	4,356,147	(14,032,884)
INVESTMENT INCOME			
9. Net investment income earned	2,708,406	2,781,033	11,034,860
10. Net realized capital gains (losses) less capital gains tax of \$ (314)	(1,183)	(233)	(2,222,290)
11. Net investment gain (loss) (Lines 9 + 10)	2,707,223	2,780,800	8,812,570
OTHER INCOME			
12. Net gain or (loss) from agents' or premium balances charged off (amount recovered \$ amount charged off \$)			
13. Finance and service charges not included in premiums	3,572,909	2,658,354	11,862,662
14. Aggregate write-ins for miscellaneous income	116		
15. Total other income (Lines 12 through 14)	3,573,025	2,658,354	11,862,662
16. Net income before dividends to policyholders, after capital gains tax and before all other federal and foreign income taxes (Lines 8 + 11 + 15)	(2,835,566)	9,795,301	6,642,348
17. Dividends to policyholders			
18. Net income, after dividends to policyholders, after capital gains tax and before all other federal and foreign income taxes (Line 16 minus Line 17)	(2,835,566)	9,795,301	6,642,348
19. Federal and foreign income taxes incurred	8,080,420	6,793,390	4,817,887
20. Net income (Line 18 minus Line 19)(to Line 22)	(10,915,986)	3,001,911	1,824,461
CAPITAL AND SURPLUS ACCOUNT			
21. Surplus as regards policyholders, December 31 prior year	204,898,493	206,138,869	206,138,869
22. Net income (from Line 20)	(10,915,986)	3,001,911	1,824,461
23. Net transfers (to) from Protected Cell accounts			
24. Change in net unrealized capital gains (losses) less capital gains tax of \$		10,569	25,954
25. Change in net unrealized foreign exchange capital gain (loss)			
26. Change in net deferred income tax	10,622,194	4,684,678	2,925,776
27. Change in nonadmitted assets	(9,204,879)	308,409	417,189
28. Change in provision for reinsurance			
29. Change in surplus notes			152,248,226
30. Surplus (contributed to) withdrawn from protected cells			
31. Cumulative effect of changes in accounting principles			
32. Capital changes:			
32.1 Paid in			(150,000,000)
32.2 Transferred from surplus (Stock Dividend)			
32.3 Transferred to surplus			
33. Surplus adjustments:			
33.1 Paid in			
33.2 Transferred to capital (Stock Dividend)			
33.3 Transferred from capital			
34. Net remittances from or (to) Home Office			
35. Dividends to stockholders			(11,250,000)
36. Change in treasury stock			
37. Aggregate write-ins for gains and losses in surplus			2,568,018
38. Change in surplus as regards policyholders (Lines 22 through 37)	(9,498,671)	8,005,567	(1,240,376)
39. Surplus as regards policyholders, as of statement date (Lines 21 plus 38)	195,399,822	214,144,436	204,898,493
DETAILS OF WRITE-INS			
0501. Premium deficiency reserve		(7,354,453)	(11,396,354)
0502.			
0503.			
0598. Summary of remaining write-ins for Line 5 from overflow page			
0599. Totals (Lines 0501 through 0503 plus 0598)(Line 5 above)		(7,354,453)	(11,396,354)
1401. Miscellaneous	116		
1402.			
1403.			
1498. Summary of remaining write-ins for Line 14 from overflow page			
1499. Totals (Lines 1401 through 1403 plus 1498)(Line 14 above)	116		
3701. Prior period adjustment			2,568,018
3702.			
3703.			
3798. Summary of remaining write-ins for Line 37 from overflow page			
3799. Totals (Lines 3701 through 3703 plus 3798)(Line 37 above)			2,568,018

STATEMENT AS OF MARCH 31, 2025 OF THE METROPOLITAN GENERAL INSURANCE COMPANY

CASH FLOW

	1 Current Year To Date	2 Prior Year To Date	3 Prior Year Ended December 31
Cash from Operations			
1. Premiums collected net of reinsurance	133,732,203	78,046,299	386,584,512
2. Net investment income	2,491,637	2,598,027	10,010,680
3. Miscellaneous income	3,573,025	2,658,354	11,862,662
4. Total (Lines 1 to 3)	139,796,865	83,302,680	408,457,854
5. Benefit and loss related payments	89,220,877	50,081,844	253,141,001
6. Net transfers to Separate Accounts, Segregated Accounts and Protected Cell Accounts			
7. Commissions, expenses paid and aggregate write-ins for deductions	53,585,539	21,142,642	142,241,648
8. Dividends paid to policyholders			
9. Federal and foreign income taxes paid (recovered) net of \$ tax on capital gains (losses)		(22,440)	1,738,942
10. Total (Lines 5 through 9)	142,806,416	71,202,046	397,121,591
11. Net cash from operations (Line 4 minus Line 10)	(3,009,551)	12,100,634	11,336,263
Cash from Investments			
12. Proceeds from investments sold, matured or repaid:			
12.1 Bonds	6,643,692	355,741	28,852,297
12.2 Stocks			
12.3 Mortgage loans			
12.4 Real estate			
12.5 Other invested assets			
12.6 Net gains or (losses) on cash, cash equivalents and short-term investments	741	(295)	2,687
12.7 Miscellaneous proceeds			
12.8 Total investment proceeds (Lines 12.1 to 12.7)	6,644,433	355,446	28,854,984
13. Cost of investments acquired (long-term only):			
13.1 Bonds	5,759,811	51,344,875	159,687,650
13.2 Stocks			
13.3 Mortgage loans			
13.4 Real estate			
13.5 Other invested assets			
13.6 Miscellaneous applications			
13.7 Total investments acquired (Lines 13.1 to 13.6)	5,759,811	51,344,875	159,687,650
14. Net increase/(decrease) in contract loans and premium notes			
15. Net cash from investments (Line 12.8 minus Line 13.7 and Line 14)	884,622	(50,989,429)	(130,832,666)
Cash from Financing and Miscellaneous Sources			
16. Cash provided (applied):			
16.1 Surplus notes, capital notes			
16.2 Capital and paid in surplus, less treasury stock			
16.3 Borrowed funds			
16.4 Net deposits on deposit-type contracts and other insurance liabilities			
16.5 Dividends to stockholders			11,250,000
16.6 Other cash provided (applied)	6,530,027	(10,294,225)	(8,866,854)
17. Net cash from financing and miscellaneous sources (Line 16.1 through Line 16.4 minus Line 16.5 plus Line 16.6)	6,530,027	(10,294,225)	(20,116,854)
RECONCILIATION OF CASH, CASH EQUIVALENTS AND SHORT-TERM INVESTMENTS			
18. Net change in cash, cash equivalents and short-term investments (Line 11, plus Lines 15 and 17) .	4,405,098	(49,183,020)	(139,613,256)
19. Cash, cash equivalents and short-term investments:			
19.1 Beginning of year	40,596,845	180,210,101	180,210,101
19.2 End of period (Line 18 plus Line 19.1)	45,001,943	131,027,081	40,596,845

Note: Supplemental disclosures of cash flow information for non-cash transactions:

--	--	--	--

NOTES TO THE FINANCIAL STATEMENTS

(Dollar amounts in whole dollars except for per share, number of shares/securities and percentages data)

Listing of Defined Terms

ABS	Asset-Backed Securities
CAMT	A 15-percent book minimum tax or Corporate Alternative Minimum Tax
Code	Rhode Island Insurance Code
Company	Metropolitan General Insurance Company
CMBS	Commercial mortgage-backed securities
Department	Department of Business Regulation, Insurance Division
Domiciliary State	State of Rhode Island
Domiciliary State SAP	NAIC SAP as modified by the Department
DTAs	Deferred Tax Assets
DTLs	Deferred Tax Liabilities
FHLB	Federal Home Loan Bank of New York
ICO	Issuer Credit Obligations
NAIC	National Association of Insurance Commissioners
NAIC SAP	NAIC Accounting Practices and Procedures Manual
NAV	Net asset value
OTTI	Other-than-temporary impairments
RBC	Risk-based capital
RMBS	Residential mortgage-backed securities
SSAP	Statement of Statutory Accounting Principles
SVO	Securities Valuation Office
U.S.	United States of America

Defined Entities

MetLife	MetLife, Inc.
---------	---------------

Listing of Defined SSAPs

<i>SSAP 2</i>	<i>SSAP No. 2, Cash, Cash Equivalents, Drafts and Short-Term Investments</i>
<i>SSAP 26</i>	<i>SSAP No. 26, Bonds</i>
<i>SSAP 43</i>	<i>SSAP No. 43, Asset-Backed Securities</i>
<i>SSAP 101</i>	<i>SSAP No. 101, Income Taxes</i>

NOTES TO THE FINANCIAL STATEMENTS

(Dollar amounts in whole dollars except for per share, number of shares/securities and percentages data)

1. Summary of Significant Accounting Policies and Going Concern

A. Accounting Practices

The accompanying financial statements of the Company have been prepared on the basis of the Domiciliary State SAP as prescribed or permitted by the Department.

The Department recognizes only statutory accounting practices prescribed or permitted by the Domiciliary State in determining and reporting the financial condition and results of operations of an insurance company, in determining its solvency under the Code. In 2001, NAIC SAP was adopted as the basis of Domiciliary State SAP.

The Department has adopted certain prescribed accounting practices that differ from those found in NAIC SAP, none of which affect the financial statements of the Company. A reconciliation of the Company’s net income and capital and surplus between Domiciliary State SAP and NAIC SAP is as follows:

	SSAP Number	Financial Statement Page	Financial Statement Line Number	For the Three Months Ended March 31, 2025	For the Year Ended December 31, 2024
(1) Net income (loss), RI SAP				\$ (10,915,986)	\$ 1,824,461
(2) State prescribed practices: NONE				—	—
(3) State permitted practices: NONE				—	—
(4) Net income, NAIC SAP				<u>\$ (10,915,986)</u>	<u>\$ 1,824,461</u>
				March 31, 2025	December 31, 2024
(5) Statutory capital and surplus, RI SAP				\$ 195,399,822	\$ 204,898,493
(6) State prescribed practices: NONE				—	—
(7) State permitted practices: NONE				—	—
(8) Statutory capital and surplus, NAIC SAP				<u>\$ 195,399,822</u>	<u>\$ 204,898,493</u>

B. No significant change.

C. Accounting Policy

- (1) No significant change.
- (2) The Company did not sell and reacquire any NAIC SVO Identified Funds.
- (3 - 5) No significant change.
- (6) Mortgage-backed bonds, included in bonds, are generally stated at amortized cost using the scientific method unless they have a NAIC rating designation of 3, 4, 5, or 6, which are stated at the lower of amortized cost or fair value. Amortization of the discount or premium from the purchase of these securities considers the estimated timing and amount of prepayments of the underlying mortgage loans. Actual prepayment experience is periodically reviewed and effective yields are recalculated when differences arise between the prepayments originally anticipated and the actual prepayments received and currently anticipated. For credit-sensitive mortgage-backed and asset-backed bonds and certain prepayment-sensitive bonds (e.g., interest-only securities), the effective yield is recalculated on a prospective basis. For all other mortgage-backed and asset-backed bonds, the effective yield is recalculated on a retrospective basis.

For certain RMBS and CMBS, both an initial and final NAIC designation is determined on a security-by-security basis based on a range of values published by the NAIC. The initial designation is used to determine the carrying value of the RMBS or CMBS. RMBS and CMBS with initial designations of 1 or 2 are stated at amortized cost, while RMBS and CMBS with initial designations of 3, 4, 5 or 6 are stated at the lower of amortized cost or fair value. The final designation calculation compares this carrying value with a range of values, resulting in a final NAIC designation reported herein, which is used for all other accounting and reporting purposes.

(7-13) No significant change.

D. Going Concern

Management does not have any substantial doubt about the Company’s ability to continue as a going concern.

2. Accounting Changes and Corrections of Errors

In August 2023, the NAIC adopted revisions to SSAP 26 and SSAP 43 for the principles-based bond definition, the accounting for bonds (ICO and ABS), as well as revisions to various SSAPs that have been updated to reflect the revised definition or SSAP references. Additionally, the guidance revised SSAP 2, to preclude ABS, mortgage loans or other invested assets from being reported as cash equivalents or short-term investments. This guidance was implemented on January 1, 2025 and the Company has provided all required disclosures. See Note 21C.

3. Business Combinations and Goodwill

No significant change.

NOTES TO THE FINANCIAL STATEMENTS

(Dollar amounts in whole dollars except for per share, number of shares/securities and percentages data)

4. *Discontinued Operations*

No significant change.

5. *Investments*

A-C. No significant change.

D. Asset-Backed Securities

- (1) Prepayment assumptions were obtained from published broker dealer values and internal estimates.
- (2) The Company did not recognize any OTTI on the basis of the intent to sell or the inability or lack of intent to retain the investment in the security for a period of time sufficient to recover the amortized cost basis during the three months ended March 31, 2025.
- (3) As of March 31, 2025, the Company has not recognized any OTTI on its ABS based on cash flow analysis.
- (4) At March 31, 2025, the estimated fair value and gross unrealized losses for ABS, aggregated by length of time the securities have been in a continuous loss position were as follows:
- | | |
|---|---------------|
| a. The aggregate amount of unrealized losses: | |
| 1. Less than 12 Months | \$ 35,285 |
| 2. 12 Months or Longer | \$ 893,967 |
| b. The aggregate related fair value of securities with unrealized losses: | |
| 1. Less than 12 Months | \$ 8,487,237 |
| 2. 12 Months or Longer | \$ 10,950,673 |
- (5) The Company performs a regular evaluation, on a security-by-security basis, of its securities holdings in accordance with its OTTI policy in order to evaluate whether such investments are other than temporarily impaired. Management considers a wide range of factors about the security issuer and uses its best judgment in evaluating the cause of the decline in the estimated fair value of the security and in assessing the prospects for near-term recovery. Factors considered include fundamentals of the industry and geographic area in which the security issuer operates, as well as overall macroeconomic conditions. Projected future cash flows are estimated using assumptions derived from management’s best estimates of likely scenario-based outcomes after giving consideration to a variety of variables that include, but are not limited to: (i) general payment terms of the security; (ii) the likelihood that the issuer can service the scheduled interest and principal payments; (iii) the quality and amount of any credit enhancements; (iv) the security’s position within the capital structure of the issuer; (v) possible corporate restructurings or asset sales by the issuer; and (vi) changes to the rating of the security or the issuer by rating agencies. Additional considerations are made when assessing the unique features that apply to certain ABS including, but are not limited to: (i) the quality of underlying collateral; (ii) expected prepayment speeds; (iii) current and forecasted loss severity; (iv) consideration of the payment terms of the underlying assets backing the security; and (v) the payment priority within the tranche structure of the security. For ABS in an unrealized loss position as summarized in the immediately preceding table, the Company does not have the intent to sell the securities, believes it has the intent and ability to retain the security for a period of time sufficient to recover the carrying value of the security and based on the cash flow modeling and other considerations as described above, believes these securities are not other than temporarily impaired.

E. Dollar Repurchase Agreements and/or Securities Lending Transactions

(1-2) No significant change.

(3) The Company did not receive any collateral as of March 31, 2025.

(4-7) No significant change.

F. Repurchase Agreements Transactions Accounted for as Secured Borrowing

The Company did not have any repurchase agreements transactions accounted for as secured borrowing in 2025.

G. Reverse Repurchase Agreements Transactions Accounted for as Secured Borrowing

The Company did not have any reverse repurchase agreements transactions accounted for as secured borrowings as of March 31, 2025.

H. Repurchase Agreements Transactions Accounted for as a Sale

The Company did not have any repurchase agreements transactions accounted for as a sale in 2025.

NOTES TO THE FINANCIAL STATEMENTS

(Dollar amounts in whole dollars except for per share, number of shares/securities and percentages data)

I. Reverse Repurchase Agreements Transactions Accounted for as a Sale

The Company did not have any reverse repurchase agreements transactions accounted for as a sale in 2025.

J-L. No significant change.

M. Working Capital Finance Investments

The Company had no working capital finance investments in 2025.

N. Offsetting and Netting of Assets and Liabilities

The Company had no assets and liabilities which are offset and reported net in accordance with a valid right to offset.

O-Q. No significant change.

R. Reporting Entity’s Share of Cash Pool by Asset Type

The Company did not invest in cash pools during the three months ended March 31, 2025.

6. *Joint Ventures, Partnerships and Limited Liability Companies*

No significant change.

7. *Investment Income*

No significant change.

8. *Derivative Instruments*

The Company did not utilize derivative instruments in 2025 and 2024.

STATEMENT AS OF MARCH 31, 2025 OF THE METROPOLITAN GENERAL INSURANCE COMPANY

NOTES TO THE FINANCIAL STATEMENTS

(Dollar amounts in whole dollars except for per share, number of shares/securities and percentages data)

9. Income Taxes

The MetLife consolidated U.S. Federal tax return filing group, of which the Company is a member, meets the average “adjusted financial statement income” threshold and is required to perform CAMT calculations in 2025. The Company, which is included in a consolidated tax return, is an applicable reporting entity, which is consistent with SSAP 101. The Company has determined that it does not expect to be liable for CAMT in the current period and does not recognize any CAMT credit DTAs.

A. The components of net DTAs and DTLs consisted of the following:

		March 31, 2025		
		Ordinary	Capital	Total
1a	Gross DTAs	\$ 18,240,541	\$ —	\$ 18,240,541
1b	Statutory valuation allowance adjustments	—	—	—
1c	Adjusted gross DTAs	18,240,541	—	18,240,541
1d	DTAs nonadmitted	174,644	—	174,644
1e	Subtotal net admitted DTAs	18,065,897	—	18,065,897
1f	DTLs	—	—	—
1g	Net admitted DTAs/(Net DTLs)	\$ 18,065,897	\$ —	\$ 18,065,897
		December 31, 2024		
		Ordinary	Capital	Total
1a	Gross DTAs	\$ 7,618,347	\$ —	\$ 7,618,347
1b	Statutory valuation allowance adjustments	—	—	—
1c	Adjusted gross DTAs	7,618,347	—	7,618,347
1d	DTAs nonadmitted	177,285	—	177,285
1e	Subtotal net admitted DTAs	7,441,062	—	7,441,062
1f	DTLs	—	—	—
1g	Net admitted DTAs/(Net DTLs)	\$ 7,441,062	\$ —	\$ 7,441,062
		Change		
		Ordinary	Capital	Total
1a	Gross DTAs	\$ 10,622,194	\$ —	\$ 10,622,194
1b	Statutory valuation allowance adjustments	—	—	—
1c	Adjusted gross DTAs	10,622,194	—	10,622,194
1d	DTAs nonadmitted	(2,641)	—	(2,641)
1e	Subtotal net admitted DTAs	10,624,835	—	10,624,835
1f	DTLs	—	—	—
1g	Net admitted DTAs/(Net DTLs)	\$ 10,624,835	\$ —	\$ 10,624,835

STATEMENT AS OF MARCH 31, 2025 OF THE METROPOLITAN GENERAL INSURANCE COMPANY

NOTES TO THE FINANCIAL STATEMENTS

(Dollar amounts in whole dollars except for per share, number of shares/securities and percentages data)

Admission calculation components - SSAP 101:

		March 31, 2025		
		Ordinary	Capital	Total
2a	Federal income taxes paid in prior years recoverable through loss carrybacks	\$ 11,435,188	\$ —	\$ 11,435,188
2b	Adjusted gross DTAs expected to be realized (excluding the amount of DTAs from above) after application of the threshold limitation (the lesser of 1 and 2 below)	6,630,709	—	6,630,709
	1. Adjusted gross DTAs expected to be realized following the balance sheet date	6,330,709	—	6,330,709
	2. Adjusted gross DTAs allowed per limitation threshold	XXX	XXX	26,600,089
2c	Adjusted gross DTAs (excluding the amount of DTAs from above) offset by gross DTLs	—	—	—
2d	DTAs admitted as the result of application of SSAP 101 total	\$ 18,065,897	\$ —	\$ 18,065,897
		December 31, 2024		
		Ordinary	Capital	Total
2a	Federal income taxes paid in prior years recoverable through loss carrybacks	\$ 3,924,374	\$ —	\$ 3,924,374
2b	Adjusted gross DTAs expected to be realized (excluding the amount of DTAs from above) after application of the threshold limitation (the lesser of 1 and 2 below)	3,516,688	—	3,516,688
	1. Adjusted gross DTAs expected to be realized following the balance sheet date	3,516,688	—	3,516,688
	2. Adjusted gross DTAs allowed per limitation threshold	XXX	XXX	29,618,615
2c	Adjusted gross DTAs (excluding the amount of DTAs from above) offset by gross DTLs	—	—	—
2d	DTAs admitted as the result of application of SSAP 101 total	\$ 7,441,062	\$ —	\$ 7,441,062
		Change		
		Ordinary	Capital	Total
2a	Federal income taxes paid in prior years recoverable through loss carrybacks	\$ 7,510,814	\$ —	\$ 7,510,814
2b	Adjusted gross DTAs expected to be realized (excluding the amount of DTAs from above) after application of the threshold limitation (the lesser of 1 and 2 below)	3,114,021	—	3,114,021
	1. Adjusted gross DTAs expected to be realized following the balance sheet date	2,814,021	—	2,814,021
	2. Adjusted gross DTAs allowed per limitation threshold	XXX	XXX	(3,018,526)
2c	Adjusted gross DTAs (excluding the amount of DTAs from above) offset by gross DTLs	—	—	—
2d	DTAs admitted as the result of application of SSAP 101 total	\$ 10,624,835	\$ —	\$ 10,624,835

		March 31, 2025	December 31, 2024
3a	RBC percentage used to determine recovery period and threshold limitation amount	477 %	531 %
3b	Amount of total adjusted capital used to determine recovery period and threshold limitation	\$ 177,333,925	\$ 197,457,431

Management believes the Company will be able to utilize the DTAs in the future without any tax planning strategies.

Do the Company's tax-planning strategies include the use of reinsurance? No

B. No significant change.

C. Current income taxes incurred consisted of the following major components:

		March 31, 2025	December 31, 2024
Current income tax:			
1a	Federal	\$ 8,080,419	\$ 4,817,887
1b	Foreign	—	—
1c	Subtotal (1a +1b)	8,080,419	4,817,887
1d	Federal income tax on net capital gains/(losses)	(314)	6,894
1e	Utilization of capital loss carryforwards	—	—
1f	Other	—	—
1g	Federal and foreign income taxes incurred (1c +1d +1e +1f)	\$ 8,080,105	\$ 4,824,781

NOTES TO THE FINANCIAL STATEMENTS

The changes in the main components of deferred income tax amounts were as follows:

6.6

NOTES TO THE FINANCIAL STATEMENTS

(Dollar amounts in whole dollars except for per share, number of shares/securities and percentages data)

- D. The provision for Federal and foreign income taxes incurred is different from that which would be obtained by applying the statutory Federal income tax rate to net gain (loss) from operations after dividends to policyholders and before Federal income tax. The significant items causing the difference were as follows:

	March 31, 2025
Net gain (loss) from operations after dividends to policyholders and before Federal income tax @ 21%	\$ (595,220)
Net realized capital gains (losses) @ 21%	(314)
Tax effect of:	
Change in nonadmitted assets	(1,933,579)
Nontaxable or nondeductible Items	(12,976)
Total statutory income taxes (benefit)	<u>\$ (2,542,089)</u>
Federal and foreign income taxes incurred including tax on realized capital gains	\$ 8,080,105
Change in net DTAs	(10,622,194)
Total statutory income taxes (benefit)	<u>\$ (2,542,089)</u>

E-I. No significant change.

10. Information Concerning Parents, Subsidiaries, Affiliates and Other Related Parties

A-C. No significant change.

- D. The Company has receivables and payables with affiliates for services necessary to conduct its business. Receivables expected to be settled within 90 days are admitted. Receivables from affiliates totaled \$4,749,943 and \$8,606,830 at March 31, 2025 and December 31, 2024, respectively. Payables to affiliates totaled \$11,641,596 and \$8,573,384 at March 31, 2025 and December 31, 2024, respectively.

E-O. No significant change.

11. Debt

- A. No significant change.
- B. The Company has not issued any debt to the FHLB.

12. Retirement Plans, Deferred Compensation, Postemployment Benefits and Compensated Absences and Other Postretirement Benefit Plans

As of March 31, 2025, the Company did not sponsor any retirement plans, deferred compensation, postemployment benefits and compensated absences and other postretirement plans.

13. Capital and Surplus, Shareholder’s Dividend Restrictions and Quasi Reorganizations

No significant change.

NOTES TO THE FINANCIAL STATEMENTS

(Dollar amounts in whole dollars except for per share, number of shares/securities and percentages data)

14. *Liabilities, Contingencies and Assessments*

A - F. No significant change.

G. All Other Contingencies

Uncollectible Premium Receivables

The Company had admitted assets of \$19,219,040 and \$24,626,967 at March 31, 2025 and December 31, 2024, respectively, in receivables for uninsured plans and uncollected premiums and agents' balances in the course of collection. The Company routinely assesses the ability to collect these receivables. Based upon Company experience, the amount of premiums and other accounts receivable that may become uncollectible and result in a potential loss is not material to the Company's financial condition.

Litigation

Various litigation, claims and assessments against the Company, in addition to those otherwise provided for in the Company's financial statements, have arisen in the course of the Company's business, including, but not limited to, in connection with its activities as an insurer, employer, investor or taxpayer. Further, state insurance regulatory and other federal and state authorities regularly make inquiries and conduct investigations concerning the Company's compliance with applicable insurance and other laws and regulations.

On a quarterly and annual basis, management reviews relevant information with respect to liabilities for litigation, regulatory investigations and litigation-related contingencies to be reflected in the Company's financial statements. Liabilities are established when it is probable that a loss has been incurred and the amount of the loss can be reasonably estimated.

15. *Leases*

No significant change.

16. *Information about Financial Instruments with Off-Balance Sheet Risk and Financial Instruments with Concentrations of Credit Risk*

No significant change.

17. *Sale, Transfer and Servicing of Financial Assets and Extinguishments of Liabilities*

A. Transfers of Receivables Reported as Sales

No significant change.

B. Transfer and Servicing of Financial Assets

The Company did not participate in the transfer or servicing of financial assets during 2025.

C. Wash Sales

(1) In the course of the Company's asset management, securities are not sold and reacquired within 30 days of the sale date to enhance the Company's yield on its investment portfolio. There may be occasional isolated incidents where wash sales occur.

(2) The Company had no wash sales with an NAIC designation 3 or below or unrated securities during the three months ended March 31, 2025.

18. *Gain or Loss to the Reporting Entity from Uninsured Plans and the Uninsured Portion of Partially Insured Plans*

No significant change.

19. *Direct Premium Written/Produced by Managing General Agents/Third Party Administrators*

No significant change.

20. *Fair Value Measurement*

A. Fair Value Hierarchy

At March 31, 2025, the Company's Statutory Statements of Assets, Liabilities and Capital and Surplus had no financial assets and liabilities measured and reported at estimated fair value or NAV.

NOTES TO THE FINANCIAL STATEMENTS

(Dollar amounts in whole dollars except for per share, number of shares/securities and percentages data)

- B. The Company provides additional fair value information in Note 5.
- C. Estimated Fair Value of All Financial Instruments

Information related to the aggregate fair value of financial instruments is shown below at:

March 31, 2025							
	Aggregate Fair Value	Admitted Value	Level 1	Level 2	Level 3	NAV	Not Practicable (Carrying Value)
Assets							
Bonds - ICO	\$ 76,339,419	\$ 76,987,330	\$ 4,685,872	\$ 65,953,547	\$ 5,700,000	\$ —	\$ —
Bonds - ABS	95,597,945	95,383,971	—	95,597,945	—	—	—
Cash and cash equivalents	45,007,448	45,001,943	45,007,448	—	—	—	—
Investment income due and accrued	1,582,084	1,582,084	—	1,582,084	—	—	—
Total assets	<u>\$ 218,526,896</u>	<u>\$ 218,955,328</u>	<u>\$ 49,693,320</u>	<u>\$ 163,133,576</u>	<u>\$ 5,700,000</u>	<u>\$ —</u>	<u>\$ —</u>
December 31, 2024							
	Aggregate Fair Value	Admitted Value	Level 1	Level 2	Level 3	NAV	Not Practicable (Carrying Value)
Assets							
Bonds	\$ 171,202,121	\$ 173,268,860	\$ 4,624,744	\$ 166,577,377	\$ —	\$ —	\$ —
Cash and cash equivalents	40,608,712	40,596,845	40,608,712	—	—	—	—
Investment income due and accrued	1,351,637	1,351,637	—	1,351,637	—	—	—
Total assets	<u>\$ 213,162,470</u>	<u>\$ 215,217,342</u>	<u>\$ 45,233,456</u>	<u>\$ 167,929,014</u>	<u>\$ —</u>	<u>\$ —</u>	<u>\$ —</u>

Assets and Liabilities

The methods and significant assumptions used to estimate the fair value of all admitted financial instruments are presented below.

The Company defines fair value as the price that would be received to sell an asset or paid to transfer a liability (an exit price) in the principal or most advantageous market for the asset or liability in an orderly transaction between market participants on the measurement date. In most cases, the exit price and the transaction (or entry) price will be the same at initial recognition.

When developing estimated fair values, the Company considers two broad valuation techniques: (i) the market approach and (ii) the income approach. The Company determines the most appropriate valuation technique to use, given what is being measured and the availability of sufficient inputs, giving priority to observable inputs.

The Company categorizes its financial assets and liabilities into a three-level hierarchy, based on the significant input with the lowest level in their valuation. The input levels are as follows. Level 1 - Unadjusted quoted prices in active markets for identical assets or liabilities. The size of the bid/ask spread is used as an indicator of market activity for bonds. Level 2 - Quoted prices in markets that are not active or inputs that are observable either directly or indirectly. These inputs can include quoted prices for similar but not identical assets or liabilities other than quoted prices in Level 1, quoted prices in markets that are not active, or other significant inputs that are observable or can be derived principally from or corroborated by observable market data for substantially the full term of the assets or liabilities. Level 3 - Unobservable inputs that are supported by little or no market activity and are significant to the determination of estimated fair value of the assets and liabilities. Unobservable inputs reflect the reporting entity’s own assumptions about the assumptions that market participants would use in pricing the asset or liability.

In general, investments classified within Level 3 use many of the same valuation techniques and inputs as described in the Level 2 discussions. However, if key inputs are unobservable, or if the investments are less liquid and there is very limited trading activity, the investments are generally classified as Level 3. The use of independent non-binding broker quotations to value investments generally indicates there is a lack of liquidity or the general lack of transparency in the process to develop the valuation estimates generally causing such investments to be classified in Level 3.

Bonds, Cash and Cash Equivalents

When available, the estimated fair value for bonds, including ABS, and cash equivalents, are based on quoted prices in active markets that are readily and regularly obtainable. Generally, these investments are classified in Level 1, are the most liquid of the Company’s securities holdings and valuation of these securities does not involve management’s judgment.

When quoted prices in active markets are not available, the determination of estimated fair value is based on market standard valuation methodologies, giving priority to observable inputs. The significant inputs to the market standard valuation methodologies for certain types of securities with reasonable levels of price transparency are inputs that are observable in the market or can be derived principally from or corroborated by observable market data. Generally, these investments are classified in Level 2.

When observable inputs are not available, the market standard valuation methodologies rely on inputs that are significant to the estimated fair value that are not observable in the market or cannot be derived principally from or

NOTES TO THE FINANCIAL STATEMENTS**(Dollar amounts in whole dollars except for per share, number of shares/securities and percentages data)**

corroborated by observable market data. These unobservable inputs can be based in large part on management's judgment or estimation, and cannot be supported by reference to market activity. Even though these inputs are unobservable, management believes they are consistent with what other market participants would use when pricing such securities and are considered appropriate given the circumstances. Generally, these investments are classified in Level 3.

The use of different methodologies, assumptions and inputs may have a material effect on the estimated fair values of the Company's securities holdings.

The estimated fair value for cash approximates carrying value and is classified as Level 1 given the nature of cash.

Investment Income Due and Accrued

Due to the short-term nature of investment income due and accrued, the Company believes there is minimal risk of material changes in interest rates or the credit of the issuer such that estimated fair value approximates carrying value. These amounts are generally classified as Level 2.

- D. At March 31, 2025, the Company had no investments where it was not practicable to estimate fair value.
- E. The Company did not have any investments that were measured using NAV as a practical expedient as of March 31, 2025.

21. Other Items

- A-B. No significant change.
- C. The Company adopted the changes to SSAP 26, but there were no securities transferred as a result of this adoption.
- D-I. No significant change.

22. Events Subsequent

The Company has evaluated events subsequent to March 31, 2025 through May 9, 2025, which is the date these financial statements were available to be issued and has determined there are no material subsequent events requiring adjustment to or disclosure in the financial statements.

23. Reinsurance

- A-K. No significant change.

24. Retrospectively Rated Contracts & Contracts Subject to Redetermination

- A-E. No significant change.
- F. The Company is not subject to the risk sharing provision of the Affordable Care Act.

25. Change in Incurred Losses and Loss Adjustment Expenses

- A. Reserves as of December 31, 2024 were \$33,114,686. As of March 31, 2025, \$31,679,382 has been paid for incurred claims net of reinsurance recoverables and claim adjustment expenses attributable to insured events of prior years. Reserves remaining for prior years are now \$7,231,965 as a result of re-estimation of unpaid claims and claims adjustment expenses. Therefore, there has been a \$5,796,661 unfavorable prior year development from December 31, 2024 to March 31, 2025. The increase is generally the result of ongoing analysis of recent loss development trends. Original estimates are increased or decreased as additional information becomes known regarding individual claims.
- B. There were no significant changes in methodologies and assumptions used in calculating the liability for unpaid losses and loss adjustment expenses during 2025.

26. Intercompany Pooling Arrangements

No significant change.

27. Structured Settlements

No significant change.

28. Health Care Receivables

No significant change.

29. Participating Policies

No significant change.

30. Premium Deficiency Reserves

NOTES TO THE FINANCIAL STATEMENTS

(Dollar amounts in whole dollars except for per share, number of shares/securities and percentages data)

No significant change.

31. *High Deductibles*

No significant change.

32. *Discounting of Liabilities for Unpaid Losses or Unpaid Loss Adjustment Expenses*

No significant change.

33. *Asbestos/Environmental Reserves*

No significant change.

34. *Subscriber Savings Accounts*

No significant change.

35. *Multiple Peril Crop Insurance*

No significant change.

36. *Financial Guaranty Insurance*

No significant change.

GENERAL INTERROGATORIES

PART 1 - COMMON INTERROGATORIES

GENERAL

1.1

Did the reporting entity experience any material transactions requiring the filing of Disclosure of Material Transactions with the State of Domicile, as required by the Model Act?

Yes ☐ No ☒

1.2

If yes, has the report been filed with the domiciliary state?

Yes ☐ No ☐

2.1

Has any change been made during the year of this statement in the charter, by-laws, articles of incorporation, or deed of settlement of the reporting entity?

Yes ☐ No ☒

2.2

If yes, date of change:

3.1

Is the reporting entity a member of an Insurance Holding Company System consisting of two or more affiliated persons, one or more of which is an insurer?
If yes, complete Schedule Y, Parts 1 and 1A.

Yes ☒ No ☐

3.2

Have there been any substantial changes in the organizational chart since the prior quarter end?

Yes ☒ No ☐

3.3

If the response to 3.2 is yes, provide a brief description of those changes.
Various mergers, reorganizations and formations - See Schedule Y Part 1, Organization Chart - regarding information concerning activities of insurer members of a holding company group

3.4

Is the reporting entity publicly traded or a member of a publicly traded group?

Yes ☒ No ☐

3.5

If the response to 3.4 is yes, provide the CIK (Central Index Key) code issued by the SEC for the entity/group.

1099219

4.1

Has the reporting entity been a party to a merger or consolidation during the period covered by this statement?

Yes ☐ No ☒

4.2

If yes, provide the name of the entity, NAIC Company Code, and state of domicile (use two letter state abbreviation) for any entity that has ceased to exist as a result of the merger or consolidation.

1 Name of Entity	2 NAIC Company Code	3 State of Domicile

5.

If the reporting entity is subject to a management agreement, including third-party administrator(s), managing general agent(s), attorney-in-fact, or similar agreement, have there been any significant changes regarding the terms of the agreement or principals involved?
If yes, attach an explanation.

Yes ☐ No ☒ N/A ☐

6.1

State as of what date the latest financial examination of the reporting entity was made or is being made.

12/31/2020

6.2

State the as of date that the latest financial examination report became available from either the state of domicile or the reporting entity. This date should be the date of the examined balance sheet and not the date the report was completed or released.

12/31/2020

6.3

State as of what date the latest financial examination report became available to other states or the public from either the state of domicile or the reporting entity. This is the release date or completion date of the examination report and not the date of the examination (balance sheet date).

04/11/2022

6.4

By what department or departments?
Rhode Island Insurance Division / Department of Business Regulation

6.5

Have all financial statement adjustments within the latest financial examination report been accounted for in a subsequent financial statement filed with Departments?

Yes ☐ No ☐ N/A ☒

6.6

Have all of the recommendations within the latest financial examination report been complied with?

Yes ☐ No ☐ N/A ☒

7.1

Has this reporting entity had any Certificates of Authority, licenses or registrations (including corporate registration, if applicable) suspended or revoked by any governmental entity during the reporting period?

Yes ☐ No ☒

7.2

If yes, give full information:

8.1

Is the company a subsidiary of a bank holding company regulated by the Federal Reserve Board?

Yes ☐ No ☒

8.2

If response to 8.1 is yes, please identify the name of the bank holding company.

8.3

Is the company affiliated with one or more banks, thrifts or securities firms?

Yes ☒ No ☐

8.4

If response to 8.3 is yes, please provide below the names and location (city and state of the main office) of any affiliates regulated by a federal regulatory services agency [i.e. the Federal Reserve Board (FRB), the Office of the Comptroller of the Currency (OCC), the Federal Deposit Insurance Corporation (FDIC) and the Securities Exchange Commission (SEC)] and identify the affiliate's primary federal regulator.

1 Affiliate Name	2 Location (City, State)	3 FRB	4 OCC	5 FDIC	6 SEC
MetLife Investment Management, LLC	Whippany, NJ				YES...
MetLife Investors Distribution Company	New York, NY				YES...
MetLife Investment Securities, LLC	Whippany, NJ				YES...

GENERAL INTERROGATORIES

9.1

Are the senior officers (principal executive officer, principal financial officer, principal accounting officer or controller, or persons performing similar functions) of the reporting entity subject to a code of ethics, which includes the following standards?
(a) Honest and ethical conduct, including the ethical handling of actual or apparent conflicts of interest between personal and professional relationships;
(b) Full, fair, accurate, timely and understandable disclosure in the periodic reports required to be filed by the reporting entity;
(c) Compliance with applicable governmental laws, rules and regulations;
(d) The prompt internal reporting of violations to an appropriate person or persons identified in the code; and
(e) Accountability for adherence to the code.

Yes [X] No []

9.1.1

If the response to 9.1 is No, please explain:
.....

9.2

Has the code of ethics for senior managers been amended?

Yes [] No [X]

9.2.1

If the response to 9.2 is Yes, provide information related to amendment(s).
.....

9.3

Have any provisions of the code of ethics been waived for any of the specified officers?

Yes [] No [X]

9.3.1

If the response to 9.3 is Yes, provide the nature of any waiver(s).
.....

FINANCIAL

10.1

Does the reporting entity report any amounts due from parent, subsidiaries or affiliates on Page 2 of this statement?

Yes [X] No []

10.2

If yes, indicate any amounts receivable from parent included in the Page 2 amount:\$

INVESTMENT

11.1

Were any of the stocks, bonds, or other assets of the reporting entity loaned, placed under option agreement, or otherwise made available for use by another person? (Exclude securities under securities lending agreements.)

Yes [X] No []

11.2

If yes, give full and complete information relating thereto:
On deposit with states: \$4,659,135

12.

Amount of real estate and mortgages held in other invested assets in Schedule BA:

\$

13.

Amount of real estate and mortgages held in short-term investments:

\$

14.1

Does the reporting entity have any investments in parent, subsidiaries and affiliates?

Yes [] No [X]

14.2

If yes, please complete the following:

	1	2
	Prior Year-End Book/Adjusted Carrying Value	Current Quarter Book/Adjusted Carrying Value
14.21 Bonds	\$	\$
14.22 Preferred Stock	\$	\$
14.23 Common Stock	\$	\$
14.24 Short-Term Investments	\$	\$
14.25 Mortgage Loans on Real Estate	\$	\$
14.26 All Other	\$	\$
14.27 Total Investment in Parent, Subsidiaries and Affiliates (Subtotal Lines 14.21 to 14.26)	\$	\$
14.28 Total Investment in Parent included in Lines 14.21 to 14.26 above	\$	\$

15.1

Has the reporting entity entered into any hedging transactions reported on Schedule DB?

Yes [] No [X]

15.2

If yes, has a comprehensive description of the hedging program been made available to the domiciliary state? Yes [] No [] N/A [X]
If no, attach a description with this statement.
.....

16.

For the reporting entity's security lending program, state the amount of the following as of the current statement date:

16.1

Total fair value of reinvested collateral assets reported on Schedule DL, Parts 1 and 2.

\$

16.2

Total book/adjusted carrying value of reinvested collateral assets reported on Schedule DL, Parts 1 and 2

\$

16.3

Total payable for securities lending reported on the liability page.

\$

STATEMENT AS OF MARCH 31, 2025 OF THE METROPOLITAN GENERAL INSURANCE COMPANY

GENERAL INTERROGATORIES

17. Excluding items in Schedule E - Part 3 - Special Deposits, real estate, mortgage loans and investments held physically in the reporting entity's offices, vaults or safety deposit boxes, were all stocks, bonds and other securities, owned throughout the current year held pursuant to a custodial agreement with a qualified bank or trust company in accordance with Section 1, III - General Examination Considerations, F. Outsourcing of Critical Functions, Custodial or Safekeeping Agreements of the NAIC Financial Condition Examiners Handbook? Yes [X] No []
- 17.1 For all agreements that comply with the requirements of the NAIC Financial Condition Examiners Handbook, complete the following:

1 Name of Custodian(s)	2 Custodian Address
JP Morgan Chase & Co	4 MetroTech Center, 6th Floor, Brooklyn, NY 11245

- 17.2 For all agreements that do not comply with the requirements of the NAIC Financial Condition Examiners Handbook, provide the name, location and a complete explanation:

1 Name(s)	2 Location(s)	3 Complete Explanation(s)
.....

- 17.3 Have there been any changes, including name changes, in the custodian(s) identified in 17.1 during the current quarter? Yes [] No [X]
- 17.4 If yes, give full information relating thereto:

1 Old Custodian	2 New Custodian	3 Date of Change	4 Reason
.....

- 17.5 Investment management – Identify all investment advisors, investment managers, broker/dealers, including individuals that have the authority to make investment decisions on behalf of the reporting entity. This includes both primary and sub-advisors. For assets that are managed internally by employees of the reporting entity, note as such. ["...that have access to the investment accounts"; "...handle securities"]

1 Name of Firm or Individual	2 Affiliation
MetLife Investment Management, LLC	A.....

- 17.5097 For those firms/individuals listed in the table for Question 17.5, do any firms/individuals unaffiliated with the reporting entity (i.e. designated with a "U") manage more than 10% of the reporting entity's invested assets?..... Yes [] No [X]
- 17.5098 For firms/individuals unaffiliated with the reporting entity (i.e. designated with a "U") listed in the table for Question 17.5, does the total assets under management aggregate to more than 50% of the reporting entity's invested assets?..... Yes [] No [X]

- 17.6 For those firms or individuals listed in the table for 17.5 with an affiliation code of "A" (affiliated) or "U" (unaffiliated), provide the information for the table below.

1	2	3	4	5
Central Registration Depository Number	Name of Firm or Individual	Legal Entity Identifier (LEI)	Registered With	Investment Management Agreement (IMA) Filed
142463	MetLife Investment Management, LLC	EAU072Q8FCR1S0XGYJ21	SEC	DS.....

- 18.1 Have all the filing requirements of the Purposes and Procedures Manual of the NAIC Investment Analysis Office been followed? Yes [X] No []
- 18.2 If no, list exceptions:

19. By self-designating 5GI securities, the reporting entity is certifying the following elements for each self-designated 5GI security:
- a. Documentation necessary to permit a full credit analysis of the security does not exist or an NAIC CRP credit rating for an FE or PL security is not available.
 - b. Issuer or obligor is current on all contracted interest and principal payments.
 - c. The insurer has an actual expectation of ultimate payment of all contracted interest and principal.
- Has the reporting entity self-designated 5GI securities? Yes [] No [X]

20. By self-designating PLGI securities, the reporting entity is certifying the following elements of each self-designated PLGI security:
- a. The security was purchased prior to January 1, 2018.
 - b. The reporting entity is holding capital commensurate with the NAIC Designation reported for the security.
 - c. The NAIC Designation was derived from the credit rating assigned by an NAIC CRP in its legal capacity as a NRSRO which is shown on a current private letter rating held by the insurer and available for examination by state insurance regulators.
 - d. The reporting entity is not permitted to share this credit rating of the PL security with the SVO.
- Has the reporting entity self-designated PLGI securities? Yes [] No [X]

21. By assigning FE to a Schedule BA non-registered private fund, the reporting entity is certifying the following elements of each self-designated FE fund:
- a. The shares were purchased prior to January 1, 2019.
 - b. The reporting entity is holding capital commensurate with the NAIC Designation reported for the security.
 - c. The security had a public credit rating(s) with annual surveillance assigned by an NAIC CRP in its legal capacity as an NRSRO prior to January 1, 2019.
 - d. The fund only or predominantly holds bonds in its portfolio.
 - e. The current reported NAIC Designation was derived from the public credit rating(s) with annual surveillance assigned by an NAIC CRP in its legal capacity as an NRSRO.
 - f. The public credit rating(s) with annual surveillance assigned by an NAIC CRP has not lapsed.
- Has the reporting entity assigned FE to Schedule BA non-registered private funds that complied with the above criteria? Yes [] No [X]

GENERAL INTERROGATORIES

PART 2 - PROPERTY & CASUALTY INTERROGATORIES

1.

If the reporting entity is a member of a pooling arrangement, did the agreement or the reporting entity's participation change?
If yes, attach an explanation.
.....

Yes [] No [] N/A [X]
2.

Has the reporting entity reinsured any risk with any other reporting entity and agreed to release such entity from liability, in whole or in part, from any loss that may occur on the risk, or portion thereof, reinsured?
If yes, attach an explanation.
.....

Yes [] No [X]
- 3.1

Have any of the reporting entity's primary reinsurance contracts been canceled?

Yes [] No [X]
- 3.2

If yes, give full and complete information thereto.
.....
- 4.1

Are any of the liabilities for unpaid losses and loss adjustment expenses other than certain workers' compensation tabular reserves (see Annual Statement Instructions pertaining to disclosure of discounting for definition of " tabular reserves") discounted at a rate of interest greater than zero?

Yes [] No [X]

4.2 If yes, complete the following schedule:

			TOTAL DISCOUNT				DISCOUNT TAKEN DURING PERIOD			
1	2	3	4	5	6	7	8	9	10	11
Line of Business	Maximum Interest	Discount Rate	Unpaid Losses	Unpaid LAE	IBNR	TOTAL	Unpaid Losses	Unpaid LAE	IBNR	TOTAL
.....
TOTAL		

5.

Operating Percentages:
- 5.1

A&H loss percent

%
- 5.2

A&H cost containment percent

%
- 5.3

A&H expense percent excluding cost containment expenses

%
- 6.1

Do you act as a custodian for health savings accounts?

Yes [] No [X]
- 6.2

If yes, please provide the amount of custodial funds held as of the reporting date\$.....
- 6.3

Do you act as an administrator for health savings accounts?

Yes [] No [X]
- 6.4

If yes, please provide the balance of the funds administered as of the reporting date\$.....
7.

Is the reporting entity licensed or chartered, registered, qualified, eligible or writing business in at least two states?

Yes [X] No []
- 7.1

If no, does the reporting entity assume reinsurance business that covers risks residing in at least one state other than the state of domicile of the reporting entity?

Yes [] No []

STATEMENT AS OF MARCH 31, 2025 OF THE METROPOLITAN GENERAL INSURANCE COMPANY

SCHEDULE F - CEDED REINSURANCE

Showing All New Reinsurers - Current Year to Date

[illegible]

SCHEDULE T - EXHIBIT OF PREMIUMS WRITTEN

Current Year to Date - Allocated by States and Territories

			1 Active Status (a)	Direct Premiums Written		Direct Losses Paid (Deducting Salvage)		Direct Losses Unpaid	
				2 Current Year To Date	3 Prior Year To Date	4 Current Year To Date	5 Prior Year To Date	6 Current Year To Date	7 Prior Year To Date
States, etc.			(a)	To Date	To Date	To Date	To Date	To Date	To Date
1.	Alabama	AL	L	2,497,122	1,766,175	335,414	226,293	125,911	132,245
2.	Alaska	AK	L	241,820	148,824	180,726	92,584	48,717	27,042
3.	Arizona	AZ	L	13,489,565	8,958,575	2,618,019	1,700,982	1,208,517	1,018,046
4.	Arkansas	AR	L	223,514	164,697	87,197	68,683	34,210	27,211
5.	California	CA	L	64,666,452	13,198,555	21,065,947	9,368,790	8,260,276	3,248,895
6.	Colorado	CO	L	2,986,557	2,345,777	1,994,725	1,259,798	787,622	574,837
7.	Connecticut	CT	L	1,744,096	1,286,841	1,380,750	835,014	508,385	364,367
8.	Delaware	DE	L	309,903	235,770	199,317	125,131	66,704	50,040
9.	District of Columbia	DC	L	412,458	317,251	356,442	262,893	143,753	108,412
10.	Florida	FL	L	23,948,492	15,781,209	6,285,410	3,636,158	2,358,800	1,686,510
11.	Georgia	GA	L	15,348,506	11,255,912	2,589,585	1,615,314	1,138,738	1,071,264
12.	Hawaii	HI	L	233,244	129,052	140,970	14,375	17,620	2,376
13.	Idaho	ID	L	243,753	177,291	129,887	86,687	41,593	26,385
14.	Illinois	IL	L	13,842,533	6,778,953	3,063,546	1,732,109	1,333,863	885,069
15.	Indiana	IN	L	5,571,867	4,104,468	660,815	399,485	315,310	272,018
16.	Iowa	IA	L	299,482	215,311	132,598	82,059	53,554	38,502
17.	Kansas	KS	L	1,920,976	1,381,021	419,570	225,872	206,080	138,007
18.	Kentucky	KY	L	646,944	523,419	420,924	293,180	180,652	148,749
19.	Louisiana	LA	L	1,528,618	963,717	287,913	191,389	118,547	85,779
20.	Maine	ME	L	1,069,089	780,136	453,297	282,006	163,242	115,929
21.	Maryland	MD	L	2,254,002	1,641,062	1,471,266	991,615	596,940	441,933
22.	Massachusetts	MA	L	12,574,461	9,104,836	3,170,330	2,012,051	1,269,302	987,250
23.	Michigan	MI	L	12,004,341	10,144,377	2,097,026	1,417,952	1,441,103	1,359,532
24.	Minnesota	MN	L	5,782,809	4,514,835	1,516,602	1,041,294	597,640	434,179
25.	Mississippi	MS	L	1,279,909	799,320	92,011	58,197	40,910	45,727
26.	Missouri	MO	L	1,086,168	715,505	591,734	358,862	238,316	268,248
27.	Montana	MT	L	379,713	201,440	104,516	52,248	43,417	19,874
28.	Nebraska	NE	L	1,343,011	935,305	169,728	90,072	70,886	57,426
29.	Nevada	NV	L	3,563,207	2,443,523	547,118	266,020	282,935	156,175
30.	New Hampshire	NH	L	830,511	563,347	1,327,261	844,358	929,906	2,591,808
31.	New Jersey	NJ	L	11,675,755	7,719,290	4,246,605	2,461,335	1,507,741	949,250
32.	New Mexico	NM	L	207,334	138,409	136,154	64,079	36,172	21,684
33.	New York	NY	L	21,246,867	15,356,984	6,658,107	4,024,658	2,734,328	1,814,758
34.	North Carolina	NC	L	2,535,283	1,775,716	1,867,988	1,002,769	586,188	371,710
35.	North Dakota	ND	L	262,198	180,356	93,765	43,822	25,077	11,773
36.	Ohio	OH	L	2,333,267	1,763,585	1,604,988	896,982	10,827	426,972
37.	Oklahoma	OK	L	296,348	223,183	156,748	113,886	60,477	45,610
38.	Oregon	OR	L	4,962,707	2,197,137	1,412,436	744,142	500,899	326,010
39.	Pennsylvania	PA	L	3,839,121	2,960,967	2,453,408	1,546,501	920,382	652,850
40.	Rhode Island	RI	L	59,199,966	38,775,668	6,316,896	3,008,346	3,230,407	2,675,998
41.	South Carolina	SC	L	849,586	607,295	584,155	348,934	200,573	138,711
42.	South Dakota	SD	L	36,625	22,392	18,184	16,127	8,309	18,741
43.	Tennessee	TN	L	5,349,216	2,776,209	778,295	431,372	325,645	276,997
44.	Texas	TX	L	5,234,611	4,160,186	3,123,925	2,238,519	1,187,476	889,744
45.	Utah	UT	L	2,548,815	1,604,463	317,643	357,910	287,091	275,699
46.	Vermont	VT	L	140,734	122,103	122,499	75,537	43,514	28,070
47.	Virginia	VA	L	8,965,531	5,964,207	2,649,778	1,618,314	1,019,941	822,693
48.	Washington	WA	L	2,614,420	1,688,835	2,051,772	1,270,074	624,603	373,498
49.	West Virginia	WV	L	170,487	120,477	93,000	39,720	28,300	18,081
50.	Wisconsin	WI	L	4,419,903	3,239,327	1,006,935	624,816	1,080,516	349,124
51.	Wyoming	WY	L	133,500	109,731	34,169	9,401	8,749	3,899
52.	American Samoa	AS	N						
53.	Guam	GU	N						
54.	Puerto Rico	PR	N						
55.	U.S. Virgin Islands	VI	N						
56.	Northern Mariana Islands	MP	N						
57.	Canada	CAN	N						
58.	Aggregate Other Alien	OT	XXX						
59.	Totals	XXX		329,345,397	193,083,024	89,618,094	50,568,715	37,050,664	26,875,707
DETAILS OF WRITE-INS									
58001.		XXX							
58002.		XXX							
58003.		XXX							
58998.	Summary of remaining write-ins for Line 58 from overflow page	XXX							
58999.	Totals (Lines 58001 through 58003 plus 58998)(Line 58 above)	XXX							

(a) Active Status Counts:

1. L - Licensed or Chartered - Licensed insurance carrier or domiciled RRG.....

2. R - Registered - Non-domiciled RRGs.....

3. E - Eligible - Reporting entities eligible or approved to write surplus lines in the state (other than their state of domicile - see DSLI).....

4. Q - Qualified - Qualified or accredited reinsurer.....

5. D - Domestic Surplus Lines Insurer (DSLII) - Reporting entities authorized to write surplus lines in the state of domicile.....

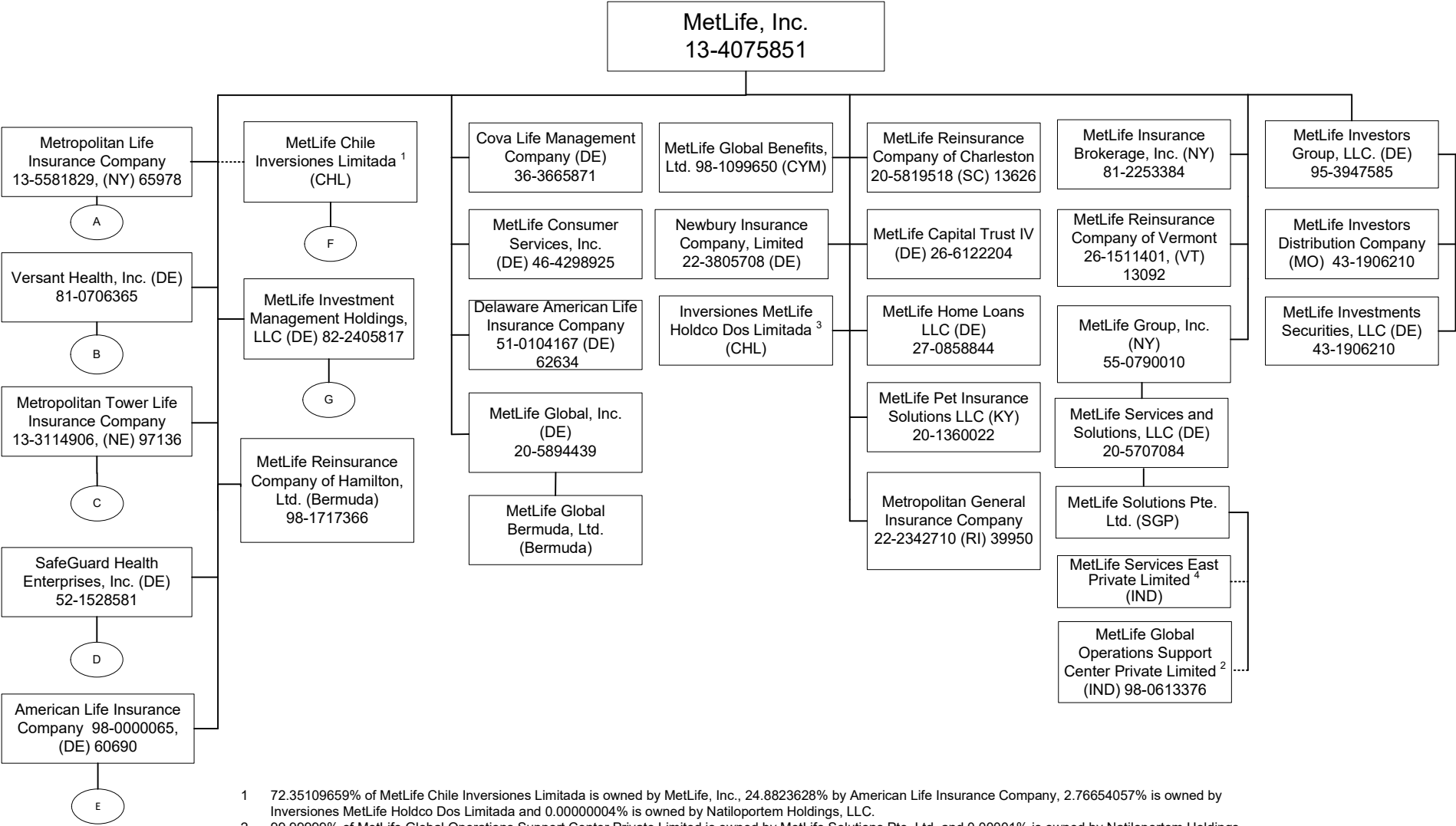
6. N - None of the above - Not allowed to write business in the state... ..

51

6

SCHEDULE Y - INFORMATION CONCERNING ACTIVITIES OF INSURER MEMBERS OF A HOLDING COMPANY GROUP

PART 1 - ORGANIZATIONAL CHART



1 72.35109659% of MetLife Chile Inversiones Limitada is owned by MetLife, Inc., 24.8823628% by American Life Insurance Company, 2.76654057% is owned by Inversiones MetLife Holdco Dos Limitada and 0.00000004% is owned by Natiloportem Holdings, LLC.

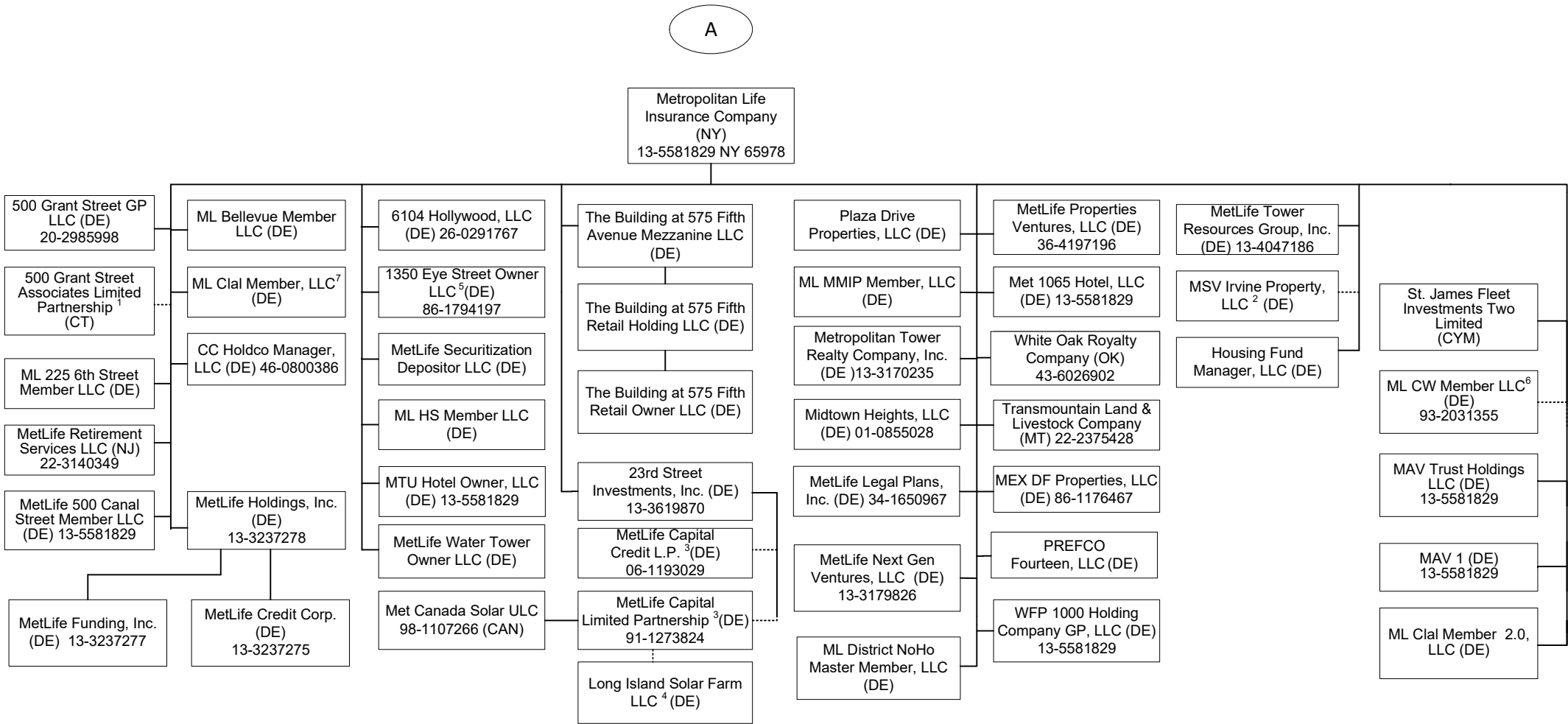
2 99.99999% of MetLife Global Operations Support Center Private Limited is owned by MetLife Solutions Pte. Ltd. and 0.00001% is owned by Natiloportem Holdings, LLC.

3 99.99946% of Inversiones MetLife Holdco Dos Limitada is owned by MetLife, Inc., 0.000535% is owned by MetLife International Holdings, LLC. and 0.0000054% is owned by Natiloportem Holdings, LLC.

4 57.279332% of MetLife Services East Private Limited is owned by MetLife Global Operations Support Center Private Limited, 42.720666% is owned by MetLife Solutions Pte. Limited, and 0.000002% is owned by Natiloportem Holdings LLC.

SCHEDULE Y - INFORMATION CONCERNING ACTIVITIES OF INSURER MEMBERS OF A HOLDING COMPANY GROUP

PART 1 - ORGANIZATIONAL CHART



1 99% of 500 Grant Street Associates Limited Partnership is held by Metropolitan Life Insurance Company and 1% by 500 Grant Street GP LLC.

2 96% of MSV Irvine Property, LLC is owned by Metropolitan Life Insurance Company and 4% is owned by Metropolitan Tower Realty Company, Inc.

3 1% General Partnership interest is held by 23rd Street Investment, Inc. and 99% Limited Partnership interest is held by Metropolitan Life Insurance Company.

4 90.39% membership interest is held by LISF Solar Trust in which MetLife Capital Limited Partnership has a 100% beneficial interest and the remaining 9.61% is owned by a third party.

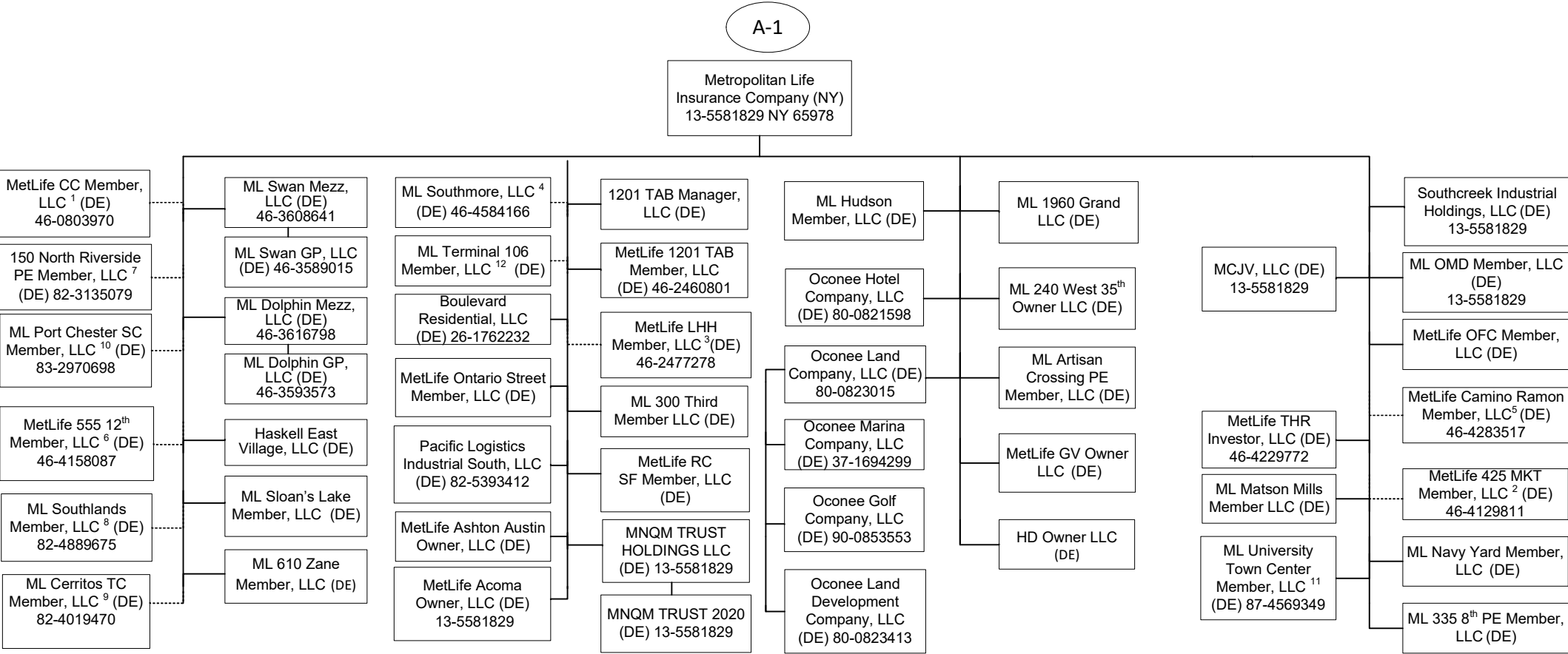
5 95.616439% of 1350 Eye Street Owner LLC is owned by Metropolitan Life insurance Company and 4.383561% is owned by Metropolitan Tower Life Insurance Company.

6 92.7% of ML CW Member LLC is owned by Metropolitan Life Insurance Company and 7.3% is owned by Metropolitan Tower Life Insurance Company.

7 50.1% of ML Clal Member, LLC is owned by Metropolitan Life Insurance Company and 49.9% is owned by MetLife Reinsurance Company of Hamilton, Ltd.

SCHEDULE Y - INFORMATION CONCERNING ACTIVITIES OF INSURER MEMBERS OF A HOLDING COMPANY GROUP

PART 1 - ORGANIZATIONAL CHART



1 95.122% of MetLife CC Member, LLC is held by Metropolitan Life Insurance Company and 4.878% by Metropolitan Tower Life Insurance Company.

2 66.91% of MetLife 425 MKT Member, LLC is owned by Metropolitan Life Insurance Company and 33.09% is owned by MREF 425 MKT, LLC.

3 99% of MetLife LHH Member, LLC is owned by Metropolitan Life Insurance Company and 1% by Metropolitan Tower Life Insurance Company.

4 99% of ML Southmore, LLC is owned by Metropolitan Life Insurance Company and 1% by Metropolitan Tower Life Insurance Company.

5 99% of MetLife Camino Ramon Member, LLC is owned by Metropolitan Life Insurance Company and 1% by Metropolitan Tower Life Insurance Company.

6 89.84% of MetLife 555 12th Member, LLC is owned by Metropolitan Life Insurance Company and 10.16% is owned by Metropolitan Tower Life Insurance Company.

7 81.45% of 150 North Riverside PE Member, LLC is owned by Metropolitan Life Insurance Company, 18.55% is owned by Metropolitan Tower Life Insurance Company.

8 60% of ML Southlands Member, LLC is owned by Metropolitan Life Insurance Company and 40% is owned by Metropolitan Tower Life Insurance Company.

9 60% of ML Cerritos TC Member, LLC is owned by Metropolitan Life Insurance Company and 40% is owned by Metropolitan Tower Life Insurance Company.

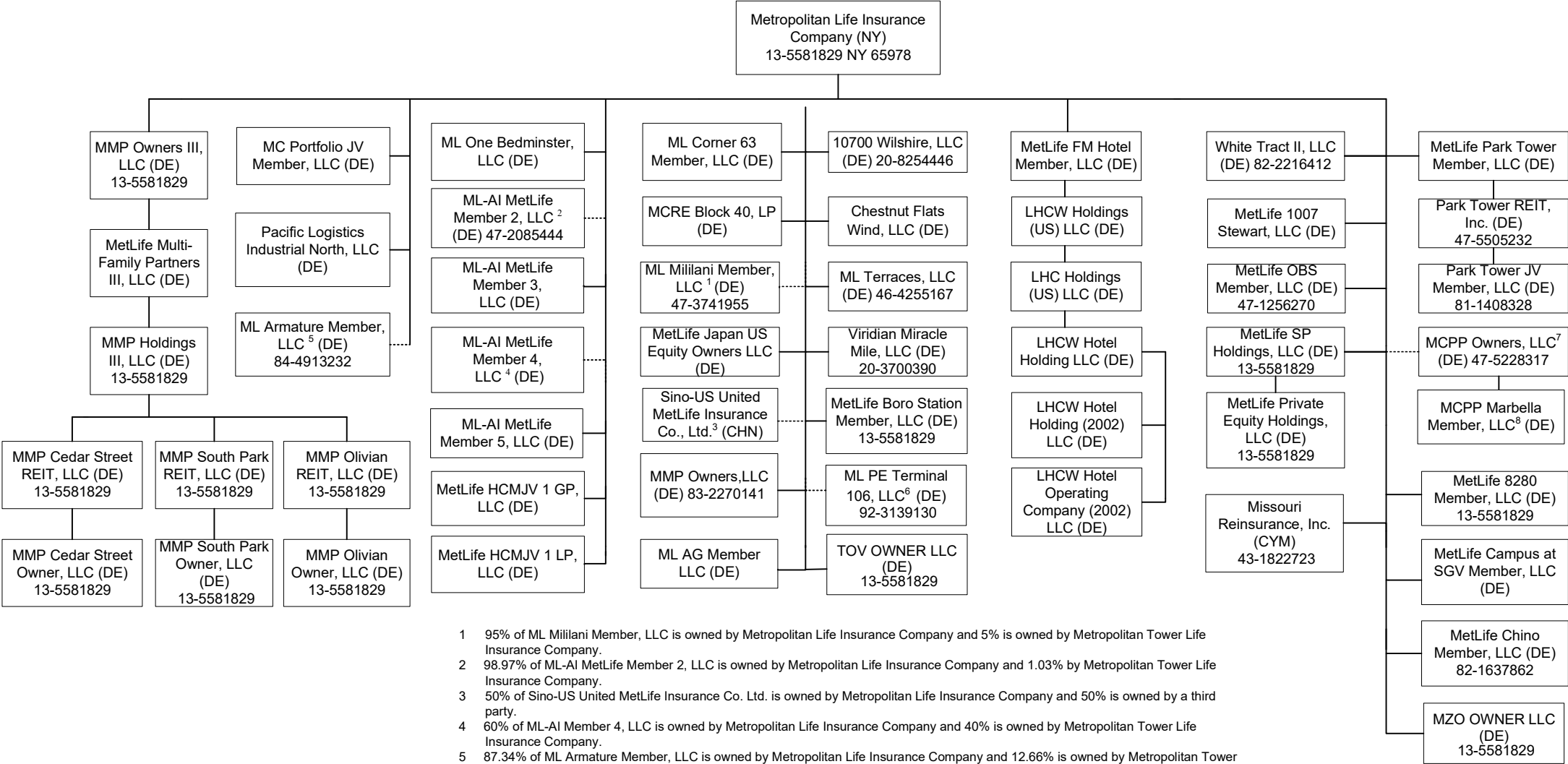
10 60% of ML Port Chester SC Member, LLC is owned by Metropolitan Life Insurance Company and 40% is owned by Metropolitan Tower Life Insurance Company..

11 87% of ML University Town Center Member, LLC is owned by Metropolitan Life Insurance Company and 13% is owned by Metropolitan Tower Life Insurance Company.

12 87.45% of ML Terminal 106 Member, LLC is held by Metropolitan Life Insurance Company and 12.55% by Metropolitan Tower Life Insurance Company.

SCHEDULE Y - INFORMATION CONCERNING ACTIVITIES OF INSURER MEMBERS OF A HOLDING COMPANY GROUP
PART 1 - ORGANIZATIONAL CHART

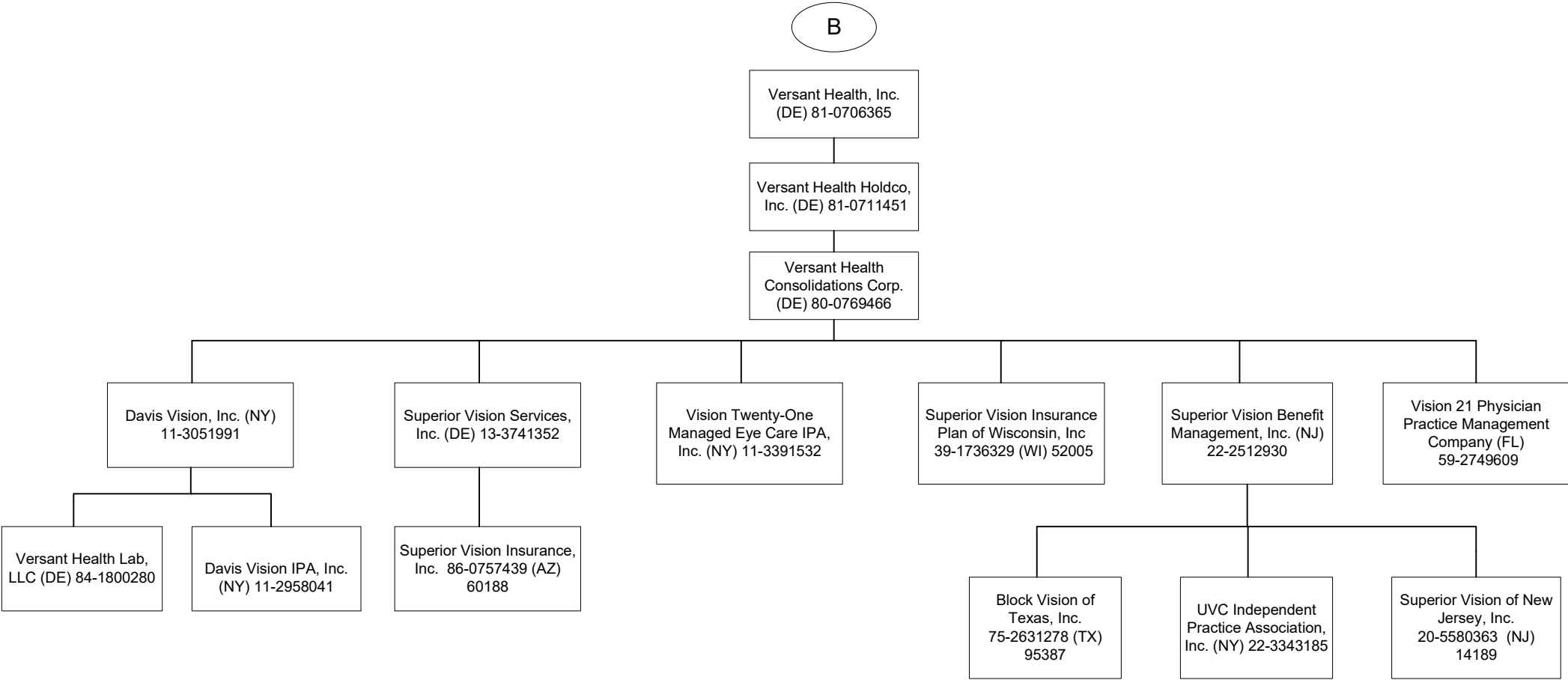
A-2



1 95% of ML Mililani Member, LLC is owned by Metropolitan Life Insurance Company and 5% is owned by Metropolitan Tower Life Insurance Company.
2 98.97% of ML-AI MetLife Member 2, LLC is owned by Metropolitan Life Insurance Company and 1.03% by Metropolitan Tower Life Insurance Company.
3 50% of Sino-US United MetLife Insurance Co. Ltd. is owned by Metropolitan Life Insurance Company and 50% is owned by a third party.
4 60% of ML-AI Member 4, LLC is owned by Metropolitan Life Insurance Company and 40% is owned by Metropolitan Tower Life Insurance Company.
5 87.34% of ML Armature Member, LLC is owned by Metropolitan Life Insurance Company and 12.66% is owned by Metropolitan Tower Life Insurance Company.
6 87.45% of ML PE Terminal 106, LLC is owned by Metropolitan Life Insurance Company and 12.55% is owned by Metropolitan Tower Life Insurance Company.
7 87.992% of MCPP Owners, LLC is owned by Metropolitan Life Insurance Company and 12.008% is owned by MetLife Reinsurance Company of Hamilton, Ltd.
8 50.1% of MCPP Marbella Member, LLC is owned by MCPP Owners, LLC and 49.9% is owned by third parties.

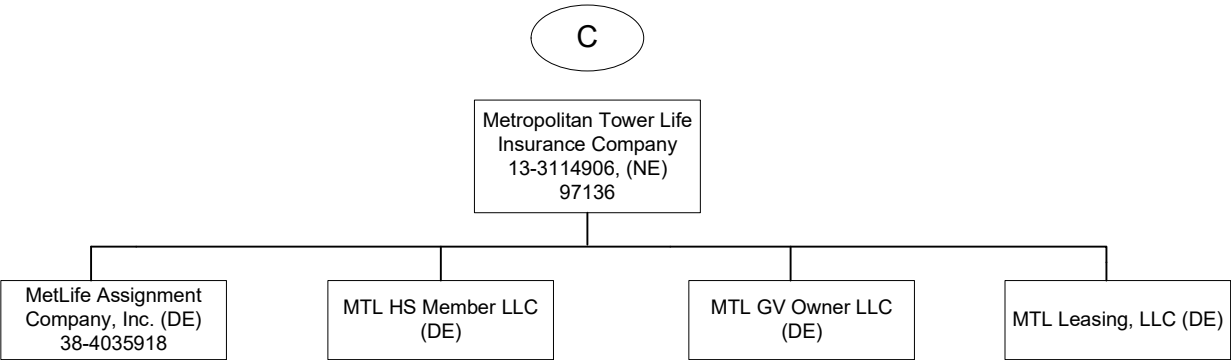
SCHEDULE Y - INFORMATION CONCERNING ACTIVITIES OF INSURER MEMBERS OF A HOLDING COMPANY GROUP

PART 1 - ORGANIZATIONAL CHART



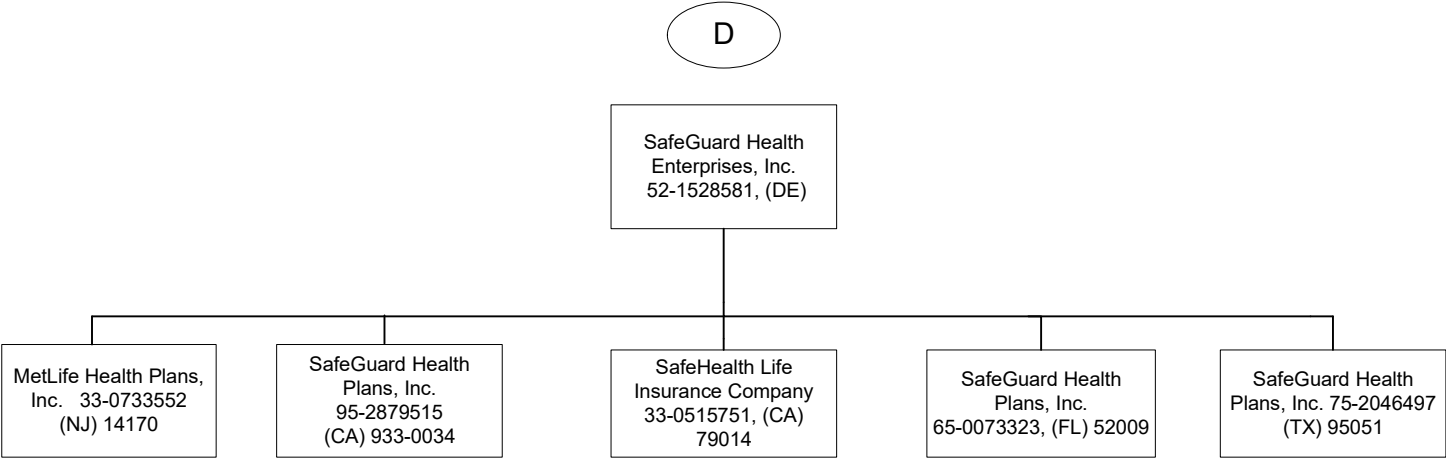
SCHEDULE Y - INFORMATION CONCERNING ACTIVITIES OF INSURER MEMBERS OF A HOLDING COMPANY GROUP

PART 1 - ORGANIZATIONAL CHART

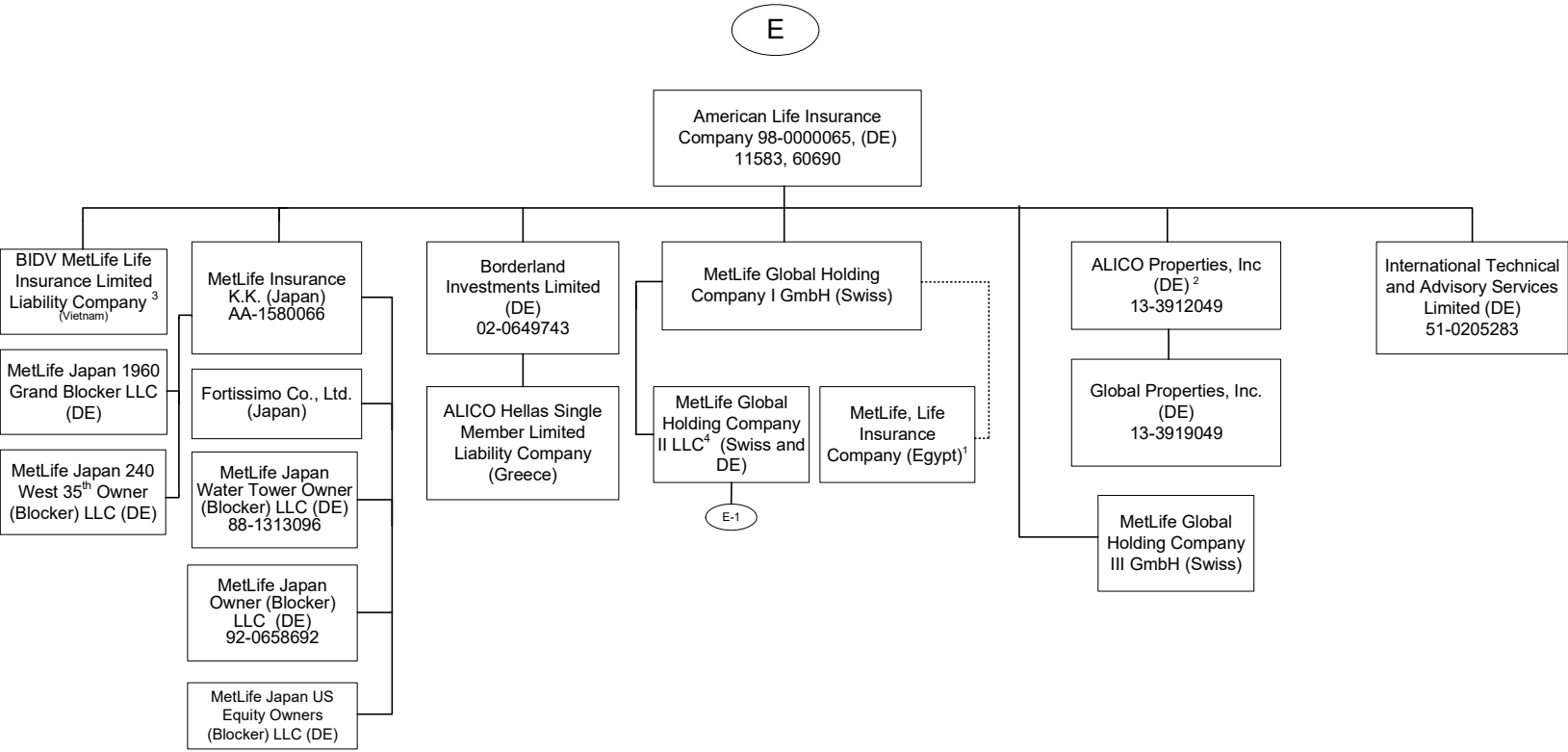


SCHEDULE Y - INFORMATION CONCERNING ACTIVITIES OF INSURER MEMBERS OF A HOLDING COMPANY GROUP

PART 1 - ORGANIZATIONAL CHART

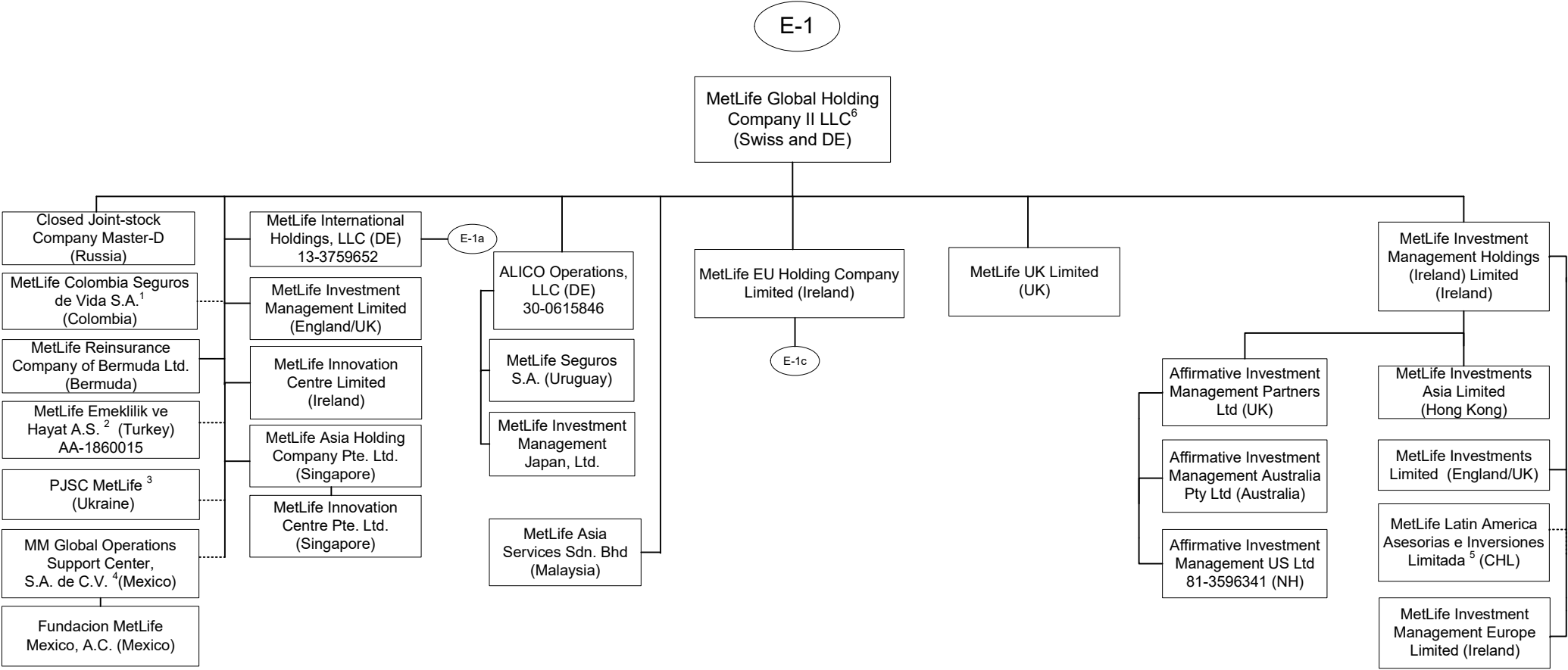


SCHEDULE Y - INFORMATION CONCERNING ACTIVITIES OF INSURER MEMBERS OF A HOLDING COMPANY GROUP
PART 1 - ORGANIZATIONAL CHART



1 84.125% of MetLife, Life Insurance Company (Egypt) is owned by MetLife Global Holding Company I GmbH and the remaining interest by third parties.
2 51% of ALICO Properties, Inc. is owned by American Life Insurance Company and the remaining interest by third parties.
3 60.61% of BIDV MetLife Life Insurance Limited Liability Company is held by American Life Insurance Company and the remainder by third parties.
4 MetLife Global Holding Company II LLC is dual chartered in DE and Switzerland.

SCHEDULE Y - INFORMATION CONCERNING ACTIVITIES OF INSURER MEMBERS OF A HOLDING COMPANY GROUP
PART 1 - ORGANIZATIONAL CHART



1 89.9999657134583% of MetLife Colombia Seguros de Vida S.A. is owned by MetLife Global Holding Company II LLC (DE and Swiss) , 10.0000315938813% is owned by MetLife Global Holding Company I GmbH, International Technical and Advisory Services Limited, Borderland Investments Limited and Natloportem Holdings, LLC each own 0.000000897553447019009%.

2 99.98% of MetLife Emeklilik ve Hayat A.S. is owned by MetLife Global Holding Company II LLC (DE and Swiss) and the remaining by third parties.

3 99.9988% of PJSC MetLife is owned by MetLife Global Holding Company II LLC (DE and Swiss), .0006% is owned by International Technical and Advisory Services Limited and the remaining .0006% is owned by Borderland Investments Limited

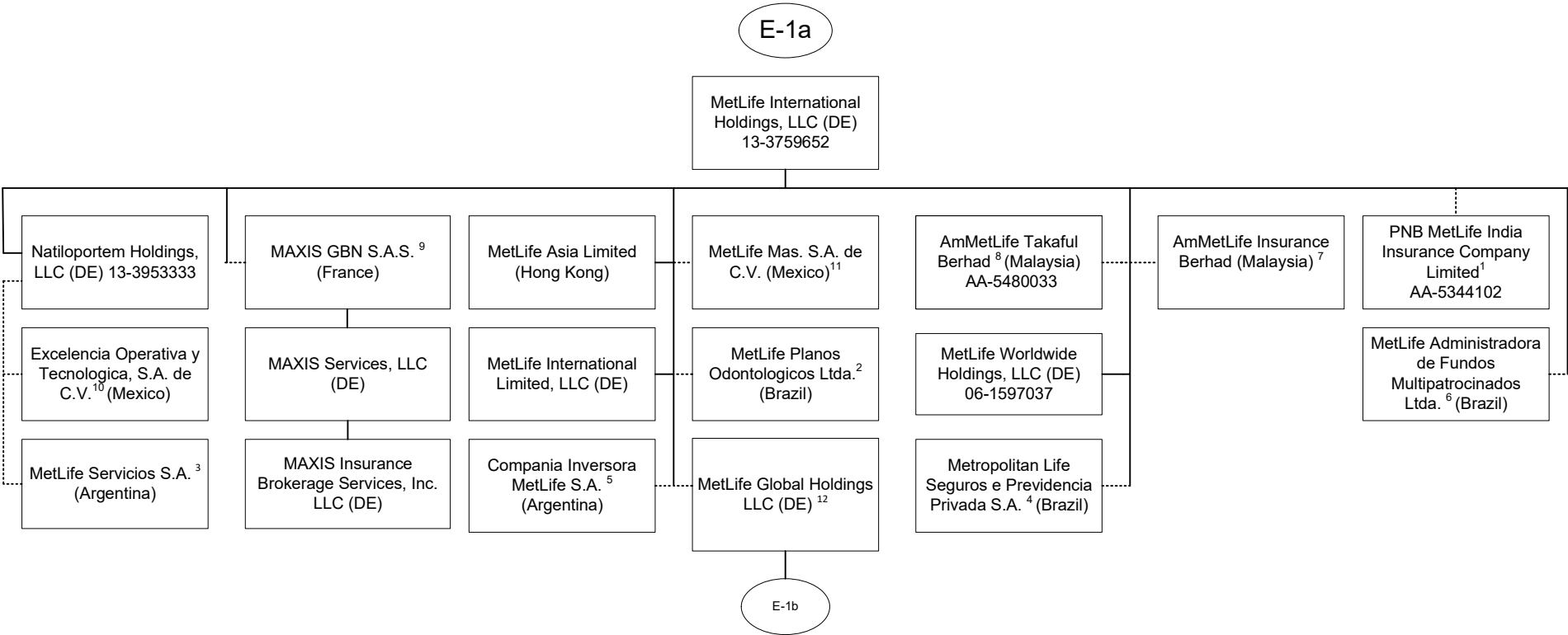
4 99.999509% of MM Global Operations Support Center S.A. de C.V. (Mexico) is held by MetLife Global Holding Company II LLC (DE and Swiss) and 0.000491% is held by MetLife UK Management Company Limited (England/UK).

5 99.99% of MetLife Latin American Asesorias e Inversiones Limitada is owned by MetLife Investment Management Holdings (Ireland) Limited and .01% is owned by MetLife Global Holding Company II LLC (DE and Swiss).

6 MetLife Global Holding Company II LLC is dual chartered in DE and Switzerland.

SCHEDULE Y - INFORMATION CONCERNING ACTIVITIES OF INSURER MEMBERS OF A HOLDING COMPANY GROUP

PART 1 - ORGANIZATIONAL CHART



1 48.91554394% of PNB MetLife India Insurance Company Limited is owned by MetLife International Holdings, LLC, 0.00000005% is owned by each of MetLife Global Operations Support Center Private Limited and MetLife Services East Private Limited, and the remainder by third parties.

2 99.999% of MetLife Planos Odontologicos Ltda. is owned by MetLife International Holdings, LLC and .001% is owned by Natiloportem Holdings, LLC.

3 19.12% of the shares of MetLife Servicios S.A. are held by Compania Inversora MetLife S.A. and 80.88% are held by Natiloportem Holdings, LLC.

4 66.662% is owned by MetLife International Holdings, LLC, 33.337% is owned by MetLife Worldwide Holdings, LLC and 0.001% is owned by Natiloportem Holdings, LLC.

5 95.46% is owned by MetLife International Holdings, LLC and 4.54% is owned by Natiloportem Holdings, LLC.

6 99.99998% of MetLife Administradora de Fondos Multipatrocিনados Ltda. is owned by MetLife International Holdings, LLC and .00002% by Natiloportem Holdings, LLC.

7 50.000002% of AmMetLife Insurance Berhad is owned by MetLife International Holdings, LLC and the remainder by a third party.

8 49.999997% of AmMetLifeTakaful Berhad is owned by MetLife International Holdings, LLC and the remainder by a third party.

9 50% of MAXIS GBN S.A.S. is held by MetLife International Holdings, LLC and the remainder by third parties.

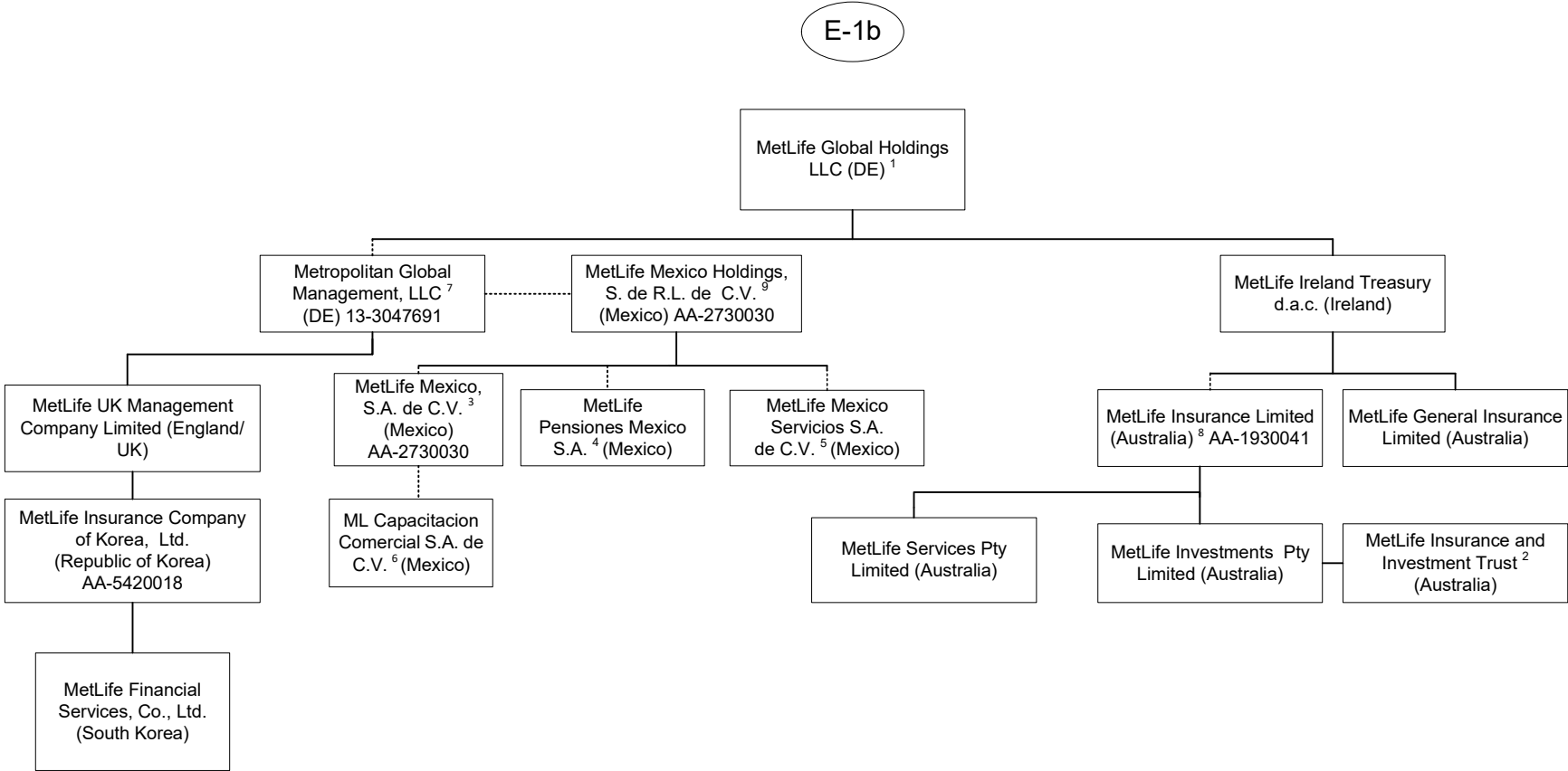
10 99.9% of Excelencia Operativa y Tecnologica, S.A. de C.V. is held by Natiloportem Holdings, LLC and .1% by MetLife Mexico Servicios S.A. de C.V.

11 99.99964399% MetLife Mas, SA de C.V. is owned by MetLife International Holdings, LLC and .00035601% is owned by International Technical and Advisory Services Limited.

12 98.9% is owned by MetLife International Holdings, LLC and 1.1% is owned by MetLife International Limited, LLC. Metlife Global Holdings LLC is a DE LLC and is considered domiciled in Ireland from a tax perspective.

SCHEDULE Y - INFORMATION CONCERNING ACTIVITIES OF INSURER MEMBERS OF A HOLDING COMPANY GROUP

PART 1 - ORGANIZATIONAL CHART



1 98.9% is owned by MetLife International Holdings, LLC and 1.1% is owned by MetLife International Limited, LLC. Global Holdings LLC is a DE LLC and is considered domiciled in Ireland from a tax perspective.

2 MetLife Insurance and Investment Trust is a trust vehicle, the trustee of which is MetLife Investments PTY Limited ("MIPL"). MIPL is a wholly owned subsidiary of MetLife Insurance PTY Limited.

3 99.050271% is owned by MetLife Mexico Holdings, S. de R.L. de C.V. and .949729% is owned by MetLife International Holdings, LLC.

4 97.5125% is owned by MetLife Mexico Holdings, S. de R.L. de C.V. and 2.4875% is owned by MetLife International Holdings, LLC.

5 98% is owned by MetLife Mexico Holdings, S. de R.L. de C.V. and 2% is owned by MetLife International Holdings, LLC.

6 99% is owned by MetLife Mexico, S.A. de C.V. and 1% is owned by MetLife Mexico Servicios, S.A. de C.V.

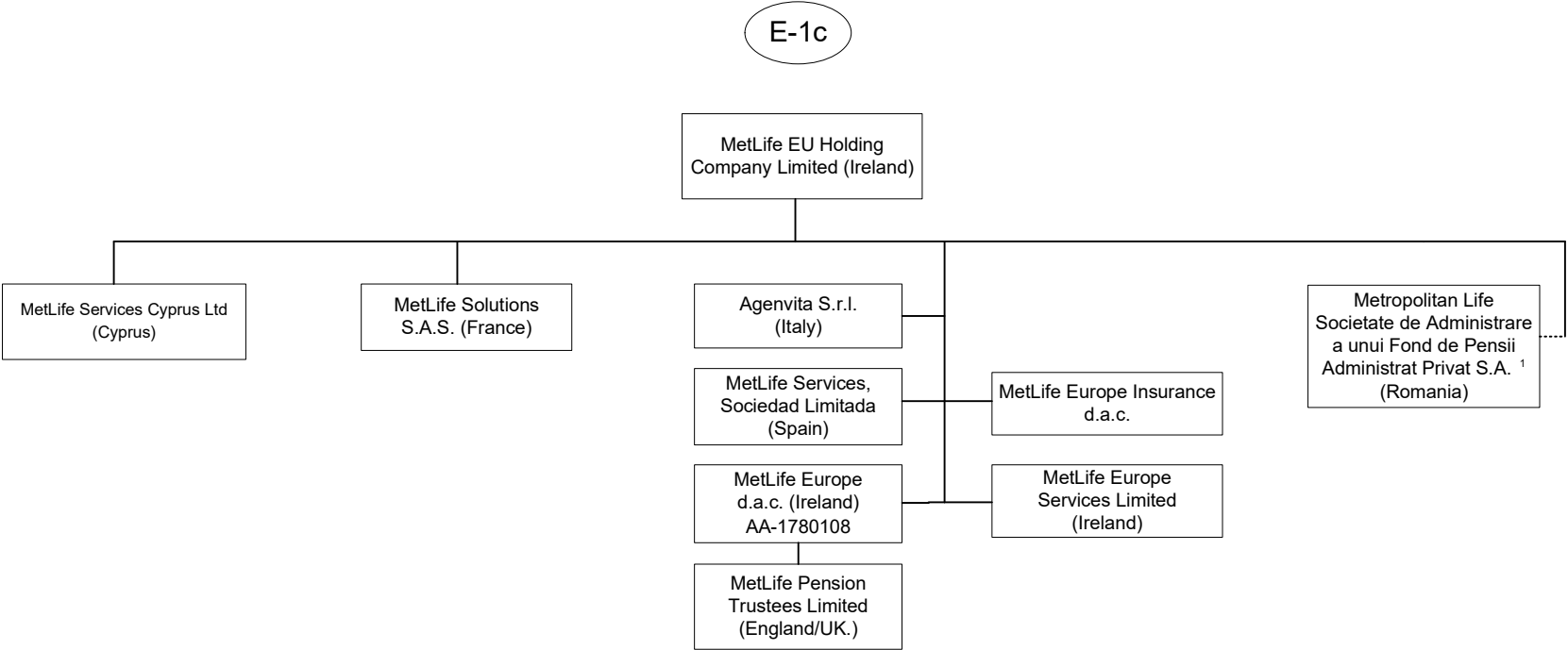
7 99.7% is owned by MetLife Global Holdings LLC (DE) and 0.3% is owned by MetLife International Holdings, LLC. Metropolitan Global Management LLC is a DE LLC and is considered domiciled in Ireland from a tax perspective.

8 91.16468% of MetLife Insurance Limited (Australia) is owned by MetLife Ireland Treasury d.a.c. and 8.83532% by MetLife Global Holdings LLC (DE).

9 99.99995% is owned by Metropolitan Global Management, LLC and .00005% is owned by MetLife International Holdings, LLC.

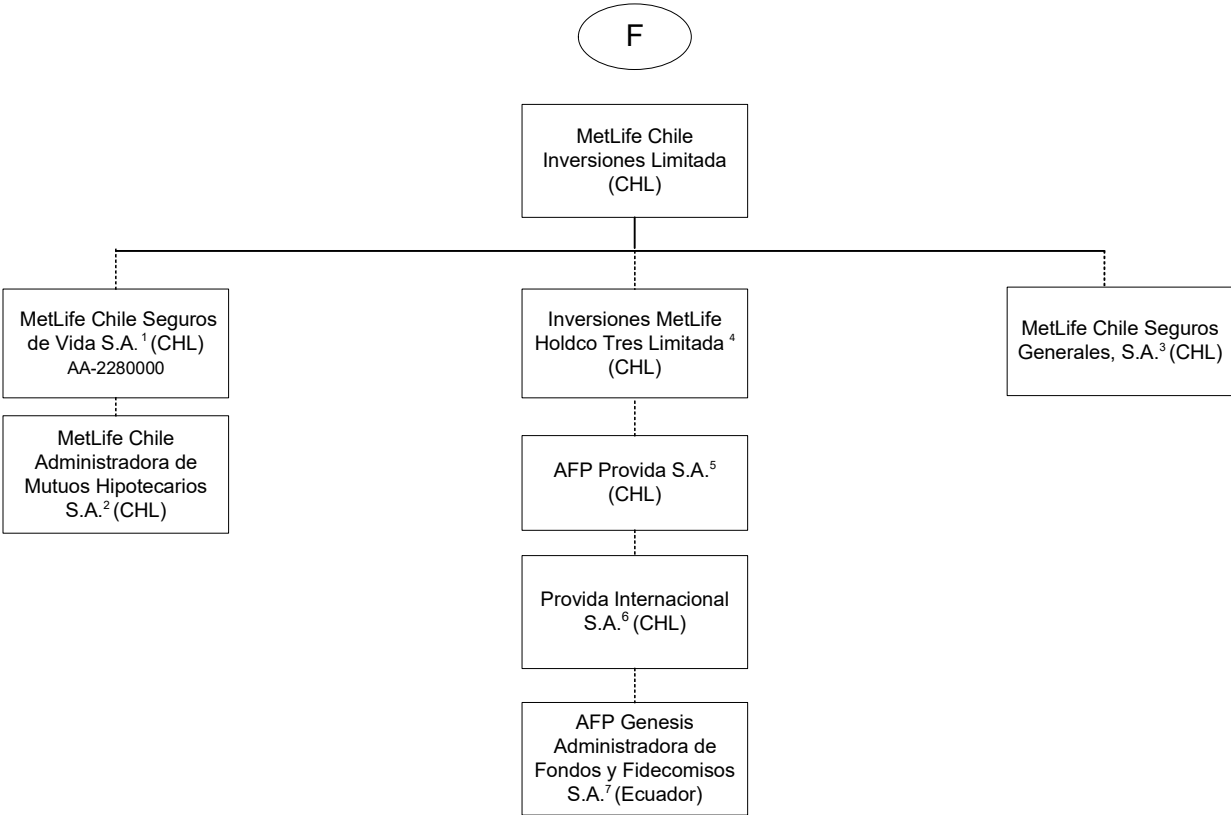
SCHEDULE Y - INFORMATION CONCERNING ACTIVITIES OF INSURER MEMBERS OF A HOLDING COMPANY GROUP

PART 1 - ORGANIZATIONAL CHART



1 99.9903% of Metropolitan Life Societate de Administrare a unui Fond de Pensii Administrat Privat S.A. is owned by MetLife EU Holding Company Limited and 0.0097% by MetLife Europe Services Limited.

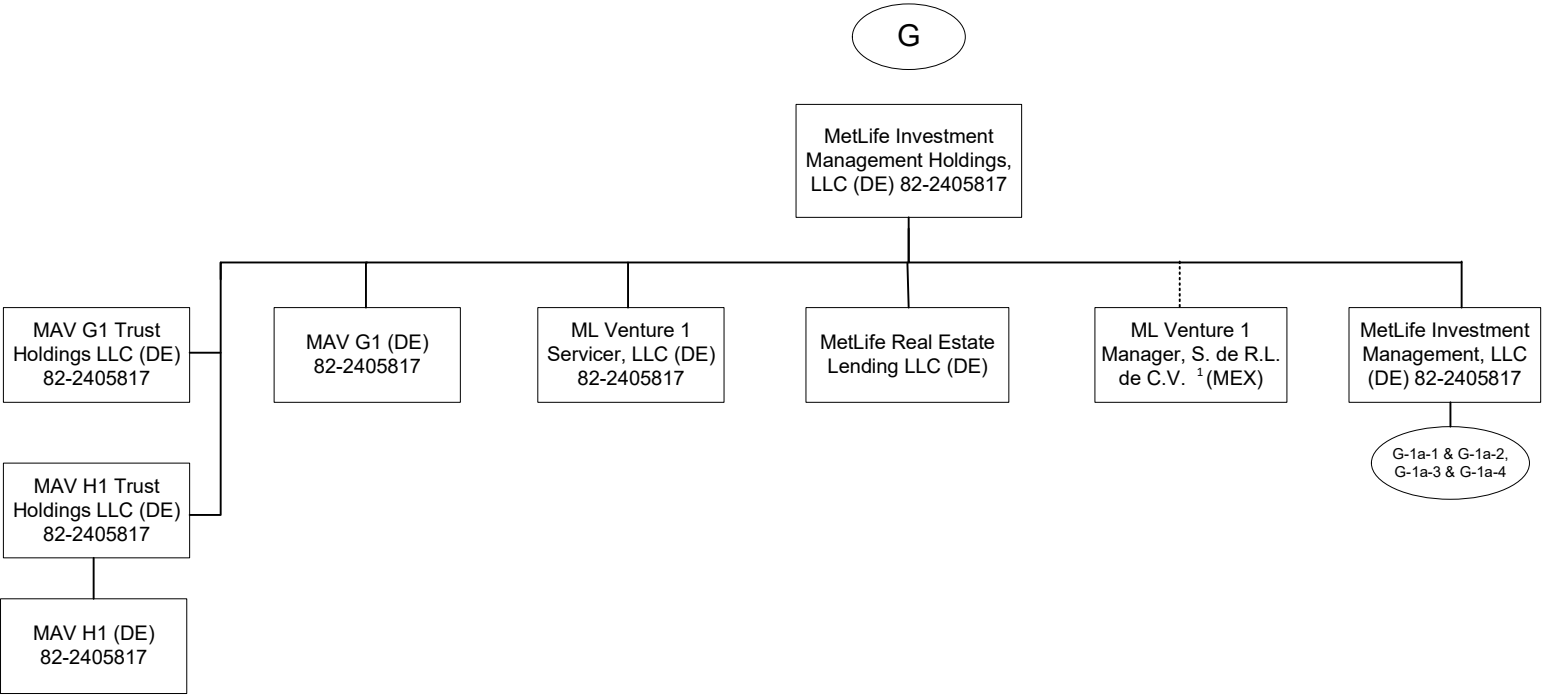
SCHEDULE Y - INFORMATION CONCERNING ACTIVITIES OF INSURER MEMBERS OF A HOLDING COMPANY GROUP
PART 1 - ORGANIZATIONAL CHART



1 99.997% is held by MetLife Chile Inversiones Limitada and .003% by International Technical and Advisory Services Limited.
2 99.9% is held by MetLife Chile Seguros de Vida S.A. and 0.1% by MetLife Chile Inversiones Limitada.
3 99.99% of MetLife Chile Seguros Generales, S.A. is owned by MetLife Chile Inversiones Limitada and 0.01% by Inversiones MetLife Holdco Dos Limitada.
4 97.13% of Inversiones MetLife Holdco Tres Limitada is owned by MetLife Chile Inversiones Limitada and 2.87% is owned by Inversiones MetLife Holdco Dos Limitada.

5 42.3815% of AFP Provida S.A. is owned by Inversiones MetLife Holdco Dos Limitada, 42.3815% owned by Inversiones MetLife Holdco Tres Limitada and 10.9224% by MetLife Chile Inversiones Limitada and the remainder is owned by the public.
6 99.99% of Provida Internacional S.A. is owned by AFP Provida S.A. and .01% by MetLife Chile Inversiones Limitada.
7 99.9% of AFP Genesis Administradora de Fondos y Fidecomisos S.A. is owned by Provida Internacional S.A. and 0.1% by MetLife Chile Inversiones Limitada.

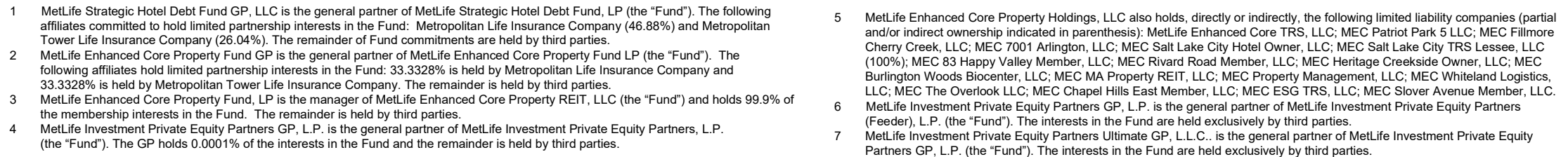
SCHEDULE Y - INFORMATION CONCERNING ACTIVITIES OF INSURER MEMBERS OF A HOLDING COMPANY GROUP
PART 1 - ORGANIZATIONAL CHART



1. 99.9% of ML Venture1 Manager, S. de R.L. de C.V. is owned by MetLife Investment Management Holdings, LLC and 0.1% is owned by MetLife Investment Management Holdings (Ireland) Limited.

11.14

PART 1 - ORGANIZATIONAL CHART



11.15

PART 1 - ORGANIZATIONAL CHART



G-1a-2

MetLife Japan GMV
(Mall) Fund LP⁷ (DE)
92-0621385

MetLife Long Short
Credit Master Fund,
LP⁴ (DE)

1960 Grand Owner
LLC (DE)

MIM OMD Manager,
LLC (DE) 82-2405817

MetLife Floating
Rate Fund I, LP⁸
(DE)
84-4651080

MetLife ConSqu
Member, LLC (D
81-3382498

MIM Intersect Manag
(DE)

LLC (DE)

240 West 35th Fund L
(DE)

1 MetLife Japan US Equity Fund GP, LLC is general partner of MetLife Japan US Equity Fund LP ("Fund"). The following affiliates hold a limited partnership interest in the Fund LP: 51% is owned by MetLife Japan US Equity Owners LLC and 49% by MetLife Japan US Equity Owners (Blocker) LLC.

2 MIM EMD GP, LLC is the general partner of MetLife Emerging Market Debt Blend Fund (Insurance Rated), L.P. (the "Fund"). Metropolitan Life Insurance Company owns 57.5% of the Fund. The Fund is offered to third parties.

3 MIM LS GP, LLC is the general partner of MetLife Long Short Credit Fund, LP (the "Fund"). The Fund is liquidating.

4 MIM LS GP, LLC is the general partner of MetLife Long Short Credit Master Fund, LP (the “Fund”). The Fund is liquidating.

5 MetLife Japan Water Tower GP LLC is the general partner of MetLife Japan Water Tower Fund LP. MetLife Japan Water Tower Fund LP is owned approximately 68.7% by MetLife Water Tower Owner LLC and 31.3% by MetLife Japan Water Tower Owner (Blocker) LLC.

6 MetLife Japan GV GP LLC is the general partner of MetLife Japan GHV (Hotel) Fund LP. MetLife Japan GHV (Hotel) Fund LP is owned (i) 55.865222% by MetLife GV Owner LLC, (ii) 10.027182 % by MTL GV Owner LLC, and (iii) 34.107596% by MetLife Japan Owner (Blocker) LLC.

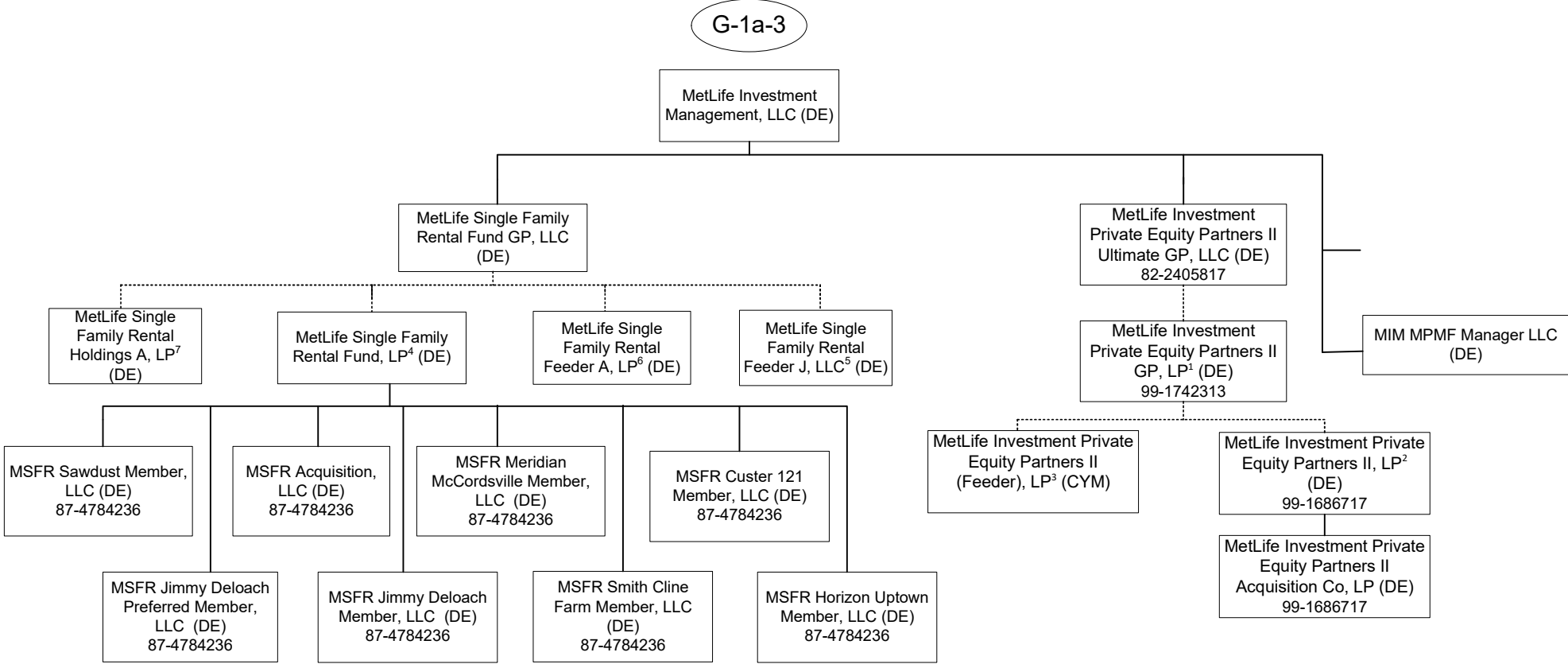
7 MetLife Japan GV GP LLC is the general partner of MetLife Japan GMV (Mall) Fund LP. MetLife Japan GMV (Mall) Fund LP is owned (i) 55.845714% by MetLife GV Owner LLC, (ii) 10.058134% by MTL GV Owner LLC, and (iii) 34.096152% by MetLife Japan Owner (Blocker) LLC.

8 MIM FRF I GP, LLC is the general partner of MetLife Floating Rate Fund I, LP (the “Fund”). The fund is offered to third parties.

9 MIM EMD GP, LLC is the general partner of MetLife Emerging Market Debt, LP (the "Fund"). The fund is offered to third parties.

SCHEDULE Y - INFORMATION CONCERNING ACTIVITIES OF INSURER MEMBERS OF A HOLDING COMPANY GROUP

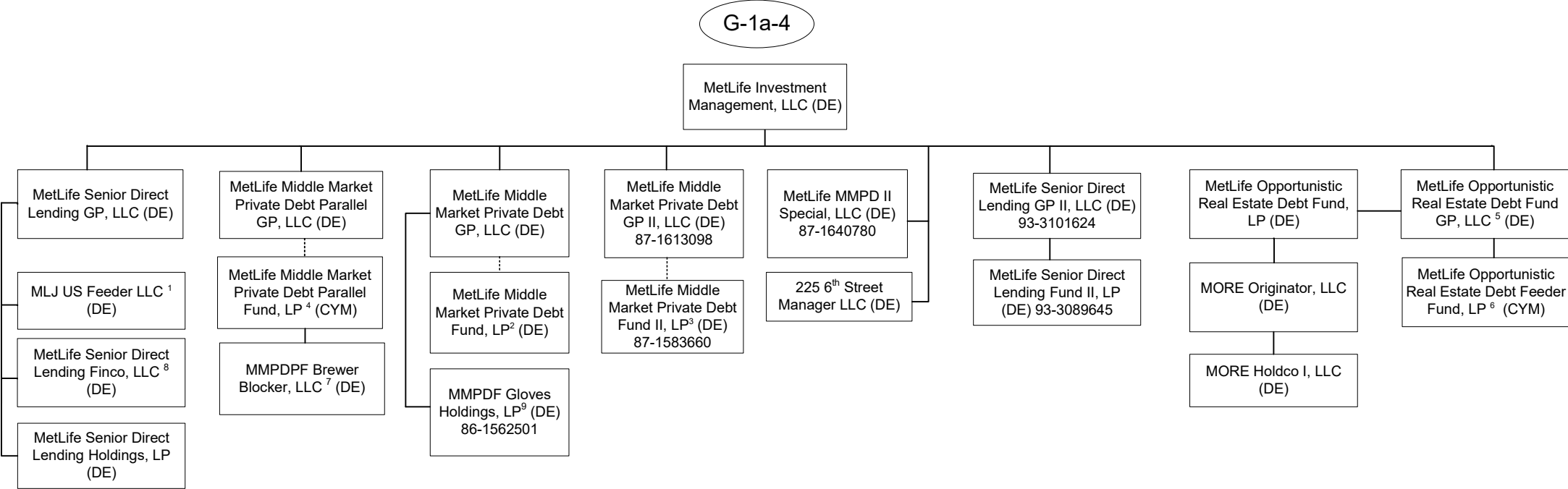
PART 1 - ORGANIZATIONAL CHART



1. MetLife Investment Private Equity Partners II Ultimate GP, LLC is the general partner of MetLife Investment Private Equity Partners II GP, LP (the "Fund"). Certain MetLife employees are limited partners in the fund.
2. MetLife Investment Private Equity Partners II GP, LP is the general partner (the "GP") of MetLife Investment Private Equity Partners II, LP (the "Fund"). The GP holds 0.0866% of the interests in the Fund and the remainder is held by third parties.
3. MetLife Investment Private Equity Partners II GP, LP is the general partner (the "GP") of MetLife Investment Private Equity Partners II (Feeder), LP (the "Fund"). The interests in the Fund are held exclusively by third parties.
4. MetLife Single Family Rental Fund GP, LLC is the general partner of MetLife Single Family Rental Fund, LP (the "Fund"). The following affiliates directly hold limited partnership interests in the Fund: Metropolitan Life Insurance Company (7.69%) and Metropolitan Tower Life Insurance Company (30.77%). Additionally, a wholly owned subsidiary of MetLife Core Property Fund, LP, a private fund Controlled by MetLife Investment Management, LLC, directly holds 25.64% of the limited partnership interests in the Fund.
5. MetLife Single Family Rental Fund GP, LLC is the manager of MetLife Single Family Rental Feeder J, LLC (the "Fund"). MetLife Insurance K.K. holds 100% of the membership interests issued by the Fund. The Fund invests all of its assets in MetLife Single Family Rental Fund, LP.
6. MetLife Single Family Rental Fund GP, LLC is the general partner of MetLife Single Family Rental Feeder A, LP (the "Fund"). The limited partnership interests in the Fund are held exclusively by third parties. The Fund invests all of its assets in MetLife Single Family Rental Holdings A, LP, which invests all of its assets in MetLife Single Family Rental Fund, LP.
7. MetLife Single Family Rental Fund GP, LLC is the general partner of MetLife Single Family Rental Holdings A, LP (the "Fund"). The limited partnership interests in the Fund are held exclusively by MetLife Single Family Rental Feeder A, LP, and the Fund invests all of its assets in MetLife Single Family Rental Fund, LP.

SCHEDULE Y - INFORMATION CONCERNING ACTIVITIES OF INSURER MEMBERS OF A HOLDING COMPANY GROUP

PART 1 - ORGANIZATIONAL CHART



1. MetLife Senior Direct Lending GP, LLC is the Manager of MLJ US Feeder LLC. MetLife Insurance K.K. is the sole member. This entity in turn invests in the MetLife Senior Direct Lending Holdings, LP.

2. MetLife Middle Market Private Debt GP, LLC is the general partner of MetLife Middle Market Private Debt Fund, LP (the "Fund"). The following affiliates hold limited partnership interests in the Fund: 30.25% is held by MetLife Private Equity Holdings, LLC, 30.25% is held by Metropolitan Life Insurance Company, 3.46% is held by MetLife Middle Market Private Debt GP, LLC. The remainder is held by a third party.

3. MetLife Middle Market Private Debt GP II, LLC is the general partner of MetLife Middle Market Private Debt Fund II, LP (the "Fund"). "16%" of the Fund is held by MetLife employees. The remainder of the Fund is held by third parties.

4. MetLife Middle Market Private Debt Parallel GP, LLC is the general partner of MetLife Middle Market Private Debt Parallel Fund, LP (the "Fund"). The following affiliate holds a limited partnership interest in the Fund: MetLife Insurance K.K. (Japan) (100%).

5. MetLife Opportunistic Real Estate Debt Fund GP, LLC is the general partner of MetLife Opportunistic Real Estate Debt Fund, LP (the "Fund"). The following affiliates committed to hold limited partnership interests in the Fund: Metropolitan Life Insurance Company (68%), Metropolitan Tower Life Insurance Company (15%) and MetLife Reinsurance Company of Hamilton, Ltd. (17%). The Fund is currently being offered to third parties for investment.

6. MetLife Opportunistic Real Estate Debt Fund GP, LLC is the general partner of MetLife Opportunistic Real Estate Debt Feeder Fund, LP (the "Feeder Fund"). The Feeder Fund invests all of its assets into MetLife Opportunistic Real Estate Debt Fund, LP. The Feeder Fund is currently being offered to third parties for investment.

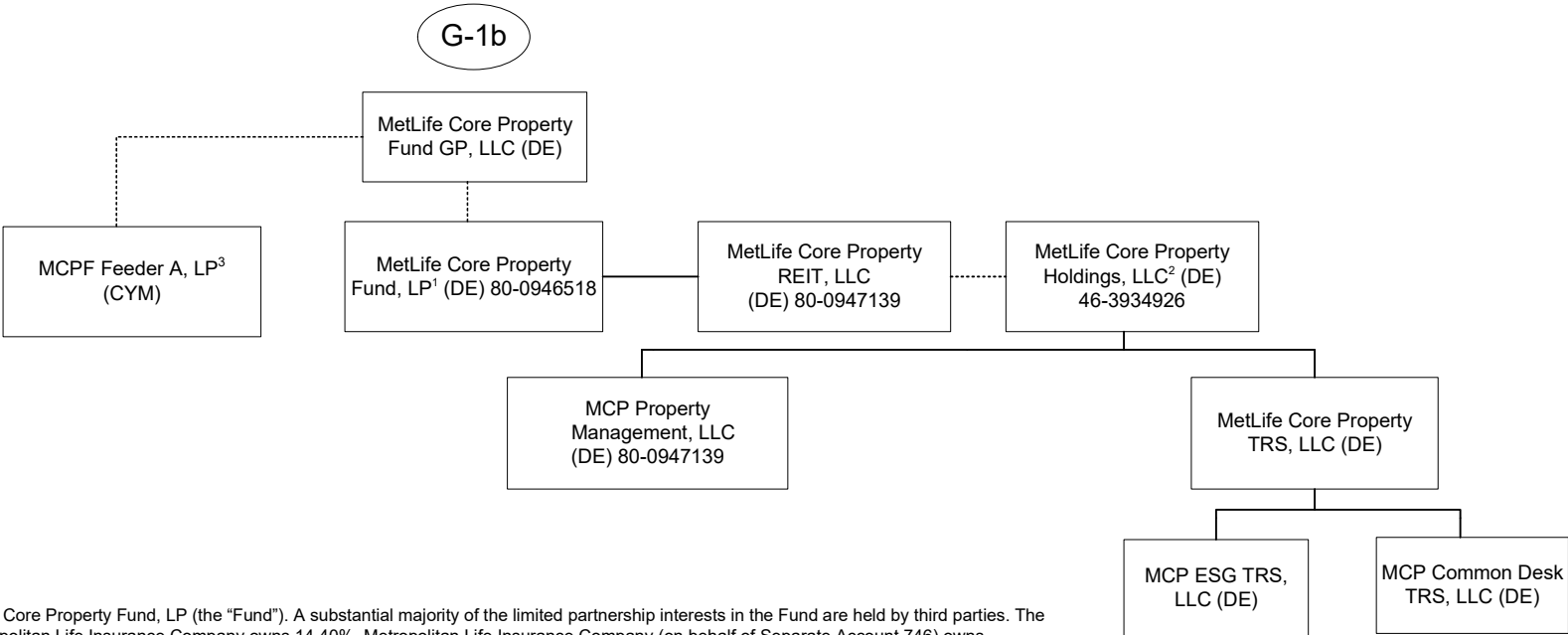
7. MetLife Investment Management, LLC is the Manager and MetLife Middle Market Private Debt Parallel Fund, LP is the sole Member of MMPDPF Brewer Blocker, LLC.

8. MetLife Senior Direct Lending GP, LLC is the General Partner of MetLife Senior Direct Lending Finco, LLC. MetLife Insurance K.K. is the sole member. This entity in turn invests in the MetLife Senior Direct Lending Holdings, LP.

9. MetLife Middle Market Private Debt GP, LLC is the general partner and MetLife Middle Market Private Debt Fund, LP and MetLife Middle Market Private Debt Parallel Fund, LP are the sole limited partners.

SCHEDULE Y - INFORMATION CONCERNING ACTIVITIES OF INSURER MEMBERS OF A HOLDING COMPANY GROUP

PART 1 - ORGANIZATIONAL CHART



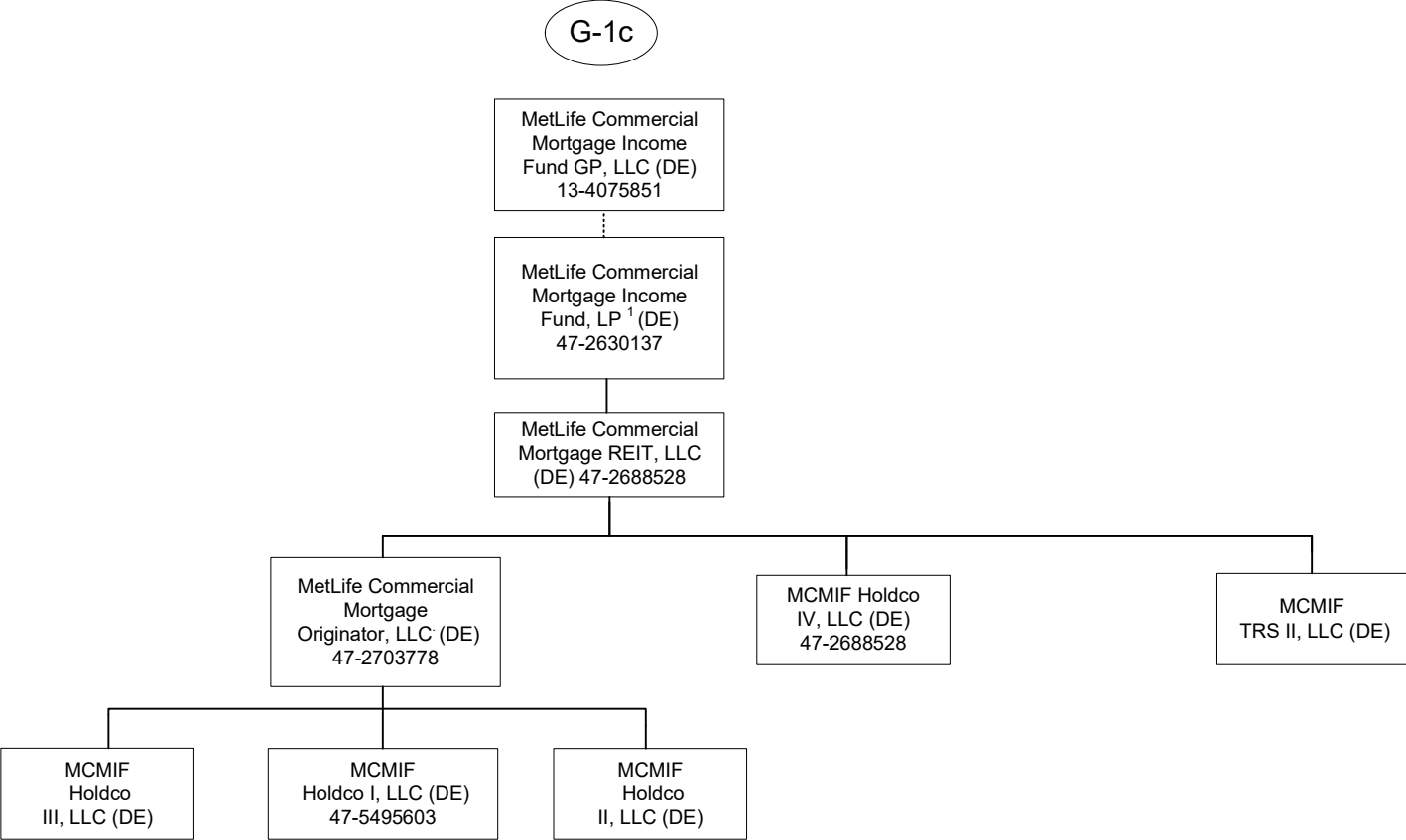
1 MetLife Core Property Fund GP, LLC is the general partner of MetLife Core Property Fund, LP (the “Fund”). A substantial majority of the limited partnership interests in the Fund are held by third parties. The following affiliates hold limited partnership interests in the Fund: Metropolitan Life Insurance Company owns 14.40%, Metropolitan Life Insurance Company (on behalf of Separate Account 746) owns 2.09%, MetLife Insurance Company of Korea Limited owns 1.52%, MetLife Insurance KK owns 8.1%, Metropolitan Tower Life Insurance Company owns 0.04% and Metropolitan Tower Life Insurance Company (on behalf of Separate Account 152) owns 3.85%.

2 MetLife Core Property Holdings, LLC also holds, directly or indirectly, the following limited liability companies (partial and/or indirect ownership indicated in parenthesis): MCP Alley24 East, LLC; MCPF Foxborough, LLC (100%); MCP One Westside, LLC; MCP 7 Riverway, LLC; MCPF Acquisition, LLC; MCP SoCal Industrial – Springdale, LLC; MCP SoCal Industrial – Concourse, LLC; MCP SoCal Industrial – Kellwood, LLC; MCP SoCal Industrial – Redondo, LLC; MCP SoCal Industrial – Fullerton, LLC; MCP SoCal Industrial – Loker, LLC; MCP Paragon Point, LLC; MCP The Palms at Doral, LLC; MCP EnV Chicago, LLC; MCP Financing, LLC; MCP 1900 McKinney, LLC; MCP 550 West Washington, LLC; MCP 3040 Post Oak, LLC; MCP Plaza at Legacy, LLC; MCP SoCal Industrial – LAX, LLC; MCP SoCal Industrial - Anaheim, LLC; MCP West Fork, LLC; MCP SoCal Industrial – Bernardo, LLC; MCP Ashton South End, LLC; MCP Lodge At Lakecrest, LLC; MCP Main Street Village, LLC; MCP Trimble Campus, LLC; MCP Stateline, LLC; MCP Broadstone, LLC; ; MCP Buford Logistics Center Bldg B, LLC; MCP 22745 & 22755 Relocation Drive, LLC; MCP 9020 Murphy Road, LLC; MCP Northyards Holdco, LLC; MCP Northyards Owner, LLC (100%); MCP Northyards Master Lessee, LLC (100%); MCP VOA Holdings, LLC; MCP VOA I & III, LLC (100%); MCP VOA II, LLC (100%); MCP West Broad Michaelletplace, LLC; MCP Grapevine, LLC; MCP Union Row, LLC; MCP Fife Enterprise Center, LLC; MCP 2 Ames, LLC; MCP 2 Ames Two, LLC (100%); MCP 2 Ames One, LLC (100%); MCP 2 Ames Owner, LLC (100%); MCP 350 Rohlwing, LLC; MCP- Wellington, LLC; MCP Onyx, LLC; MCP Valley Forge, LLC; MCP Valley Forge Two, LLC (100%); MCP Valley Forge One, LLC (100%); MCP Valley Forge Owner, LLC (100%); MCP MA Property REIT, LLC; MCPF - Needham, LLC (100%); 60 11th Street, LLC (100%); MCP-English Village, LLC;; Des Moines Creek Business Park Phase II, LLC; MCP Magnolia Park Member, LLC; MCP Denver Pavilions Member, LLC; MCP Seattle Gateway Industrial I, LLC; MCP Seattle Gateway Industrial II, LLC; MCP Seventh and Osborn Retail Member, LLC; MCP Astor at Osborn, LLC; MCP Burnside Member, LLC; MCP Key West, LLC; MCP Vance Jackson, LLC; MCP Mountain Technology Center Member TRS, LLC; MCP Vineyard Avenue Member, LLC; MCP Shakopee, LLC; MCP 93 Red River Member, LLC; MCP Frisco Office, LLC; MCP Center Avenue Industrial Member, LLC; MCP 220 York, LLC; MCP 1500 Michael, LLC; MCP Sleepy Hollow Member, LLC; MCP Clawiter Innovation Member, LLC; MCP Bradford, LLC; MCP 50-60 Binney, LLC; MCP Hub I, LLC; MCP Hub I Property, LLC (100%); MCP Dillon, LLC; MCP Dillon Residential, LLC; MCP Optimist Park Member, LLC; MCP 38th West Highland, LLC; MCP Longhaven Estates Member, LLC. Mountain Technology Center A, LLC; Mountain Technology Center B, LLC; Mountain Technology Center C, LLC; Mountain Technology Center E, LLC; MCP Frisco Office Two, LLC; MCP Gateway Commerce Center 5, LLC; MCP Allen Creek Member, LLC; Center Avenue Industrial, LLC (81.28%); Center Avenue Industrial Venture, LLC (81.28%); MCP HH Hotel LB Trust (100%); Vineyard Avenue Industrial Venture, LLC (79.81%) and Vineyard Avenue Industrial, LLC (79.81%); MCP 122 E. Sego Lilly, LL MCP HH Hotel LB, LLC; MCP HH Hotel LB Trust (100%) MCP HH Hotel TRS, LB, LLC (100%); MCP Block 23 Residential Owner, LLC; MCP Rausch Creek Logistics Center Member I, LLC; MCP Rausch Creek Logistics Center Member II, LLC; MCP 249 Industrial Business Park, LLC (100%); MCP Alder Avenue Industrial Member, LLC (100%); MCP Valley Boulevard Industrial Member, LLC (100%); MCP Ranchero Village MHC Member, LLC; MCP MCFA Additional PropCo 1, LLC; MCP MCFA Additional PropCo 2, LLC; MCP MCFA Additional PropCo 3, LLC; MCP MCFA Additional PropCo 4, LLC; MCP MCFA Additional PropCo 5, LLC; 93 Red River, LP; HM Sleepy Hollow LLC (100%); Sleepy Hollow Residences LLC (100%); Clawiter Investors LLC; Clawiter Innovation LLC; Clawiter Industrial LLC.

3 MetLife Core Property Fund GP, LLC is the general partner of MCPF Feeder A, LP (the “Fund”). The limited partnership interests in the Fund are held exclusively by third parties. The Fund invests all of its assets in the MetLife Core Property Fund, LP.

SCHEDULE Y - INFORMATION CONCERNING ACTIVITIES OF INSURER MEMBERS OF A HOLDING COMPANY GROUP

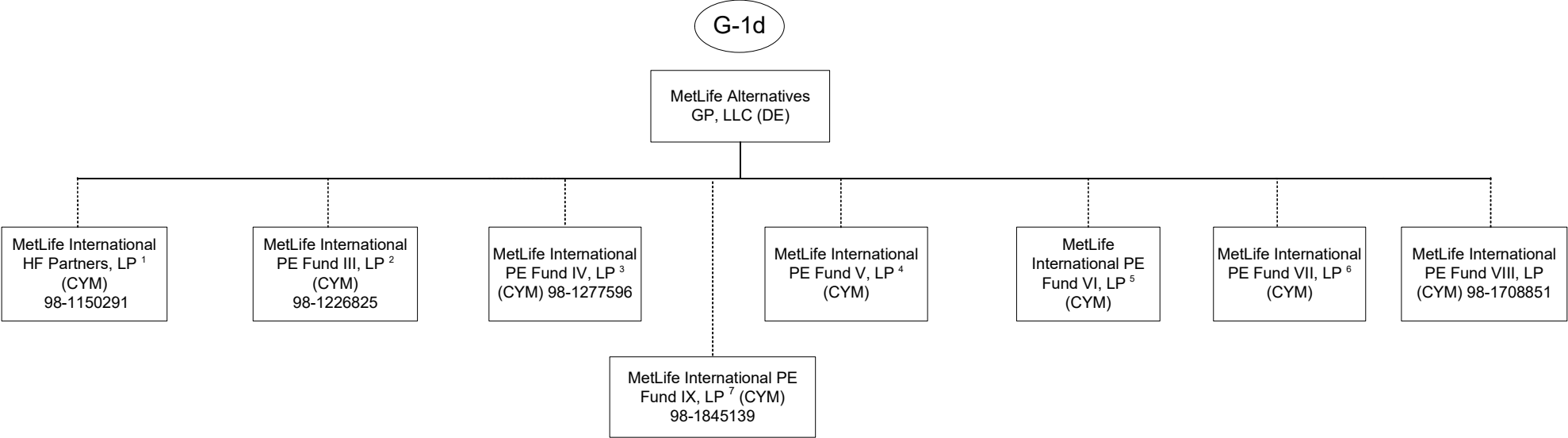
PART 1 - ORGANIZATIONAL CHART



1 MetLife Commercial Mortgage Income Fund GP, LLC is the general partner of MetLife Commercial Mortgage Income Fund, LP (the "Fund"). A majority of the limited partnership interests in the Fund are held by third parties. The following affiliates hold limited partnership interests in the Fund: Metropolitan Life Insurance Company owns 27.35%, MetLife Insurance Company of Korea, Limited. owns 1.04%, and Metropolitan Tower Life Insurance Company owns 3.62%.

SCHEDULE Y - INFORMATION CONCERNING ACTIVITIES OF INSURER MEMBERS OF A HOLDING COMPANY GROUP

PART 1 - ORGANIZATIONAL CHART



1 90.30% of the limited partnership interests of MetLife International HF Partners, LP is owned by MetLife Insurance K.K. (Japan) and 9.70% is owned by MetLife Insurance Company of Korea Limited.

2 92.09% of the limited partnership interest of MetLife International PE Fund III, LP is owned by MetLife Insurance K.K. (Japan) and 7.91% is owned by MetLife Insurance Company of Korea Limited.

3 96.21% of the limited partnership interests of MetLife International PE Fund IV, LP is owned by MetLife Insurance K.K. (Japan) 3.79% is owned by MetLife Insurance Company of Korea Limited.

4 96.73% of the limited partnership interests of MetLife International PE Fund V, LP is owned by MetLife Insurance K.K. (Japan) and 3.27% is owned by MetLife Insurance Company of Korea.

5 96.53% of the limited partnership interests of MetLife International PE Fund VI, LP entity is owned by MetLife Insurance K.K. (Japan) and 3.47% is owned by MetLife Insurance Company of Korea.

6 MetLife Alternatives GP, LLC is the general partner of MetLife International PE Fund VII, LP. MetLife Insurance K.K. (Japan) is the sole limited partner.

7 MetLife Alternatives GP, LLC delegated the management of MetLife International PE Fund IX, LP to MetLife Investment Management, LLC.

SCHEDULE Y - INFORMATION CONCERNING ACTIVITIES OF INSURER MEMBERS OF A HOLDING COMPANY GROUP

PART 1 - ORGANIZATIONAL CHART

- 1) The voting securities (excluding directors' qualifying shares, if any) of each subsidiary shown on the organizational chart are 100% owned by their respective parent corporation, unless otherwise indicated.
- 2) The MetLife, Inc. organizational chart does not include real estate joint ventures and partnerships of which MetLife, Inc. and/or its subsidiaries is an investment partner. In addition, certain inactive subsidiaries have also been omitted.
- 3) MetLife Services EEIG is a cost-sharing mechanism used in European Union for European Union-affiliated members.

STATEMENT AS OF MARCH 31, 2025 OF THE METROPOLITAN GENERAL INSURANCE COMPANY

SCHEDULE Y

PART 1A - DETAILS OF INSURANCE HOLDING COMPANY SYSTEM

1	2	3	4	5	6	7	8	9	10	11	12	13	14	15	16
Group Code	Group Name	NAIC Company Code	ID Number	Federal RSSD	CIK	Name of Securities Exchange if Publicly Traded (U.S. or International)	Names of Parent, Subsidiaries Or Affiliates	Domi-ciliary Location	Relation-ship to Reporting Entity	Directly Controlled by (Name of Entity/Person)	Type of Control (Ownership, Board, Management, Attorney-in-Fact, Influence, Other)	If Control is Ownership Provide Percen-tage	Ultimate Controlling Entity(ies)/Person(s)	Is an SCA Filing Re-quired? (Yes/No)	*
			13-4075851 ..	2945824	1099219	NYSE, ISE	MetLife, Inc.DE.....	UDP.....	Board of Directors	Board of Directors.....	..0.000	Board of DirectorsYES.....
			20-5894439 ..	3373639			MetLife Global, Inc.DE.....	..NIA.....	MetLife, Inc.	Ownership.....	..100.000	MetLife, IncNO.....
							MetLife Global Bermuda, Ltd.BMU.....	..NIA.....	MetLife Global, Inc.	Ownership.....	..100.000	MetLife, IncNO.....
			20-1360022 ..				MetLife Pet Insurance Solutions LLCKY.....	..NIA.....	MetLife, Inc.	Ownership.....	..100.000	MetLife, IncNO.....
				4189837			Inversiones MetLife Holdco Dos LimitadaCHL.....	..NIA.....	MetLife International Holdings, LLC	Ownership.....	..0.001	MetLife, IncNO.....
				4189837			Inversiones MetLife Holdco Dos LimitadaCHL.....	..NIA.....	Natiloportem Holdings, LLC	Ownership.....	..0.000	MetLife, IncNO.....
				4189837			Inversiones MetLife Holdco Dos LimitadaCHL.....	..NIA.....	MetLife, Inc.	Ownership.....	..100.000	MetLife, IncNO.....
			98-1099650 ..				MetLife Global Benefits, Ltd.CYM.....	..IA.....	MetLife, Inc.	Ownership.....	..100.000	MetLife, IncNO.....
			36-3665871 ..	3165900			Cova Life Management CompanyDE.....	..NIA.....	MetLife, Inc.	Ownership.....	..100.000	MetLife, IncNO.....
			20-5707084 ..	3817825			MetLife Services and Solutions, LLCDE.....	..NIA.....	MetLife Group, Inc.	Ownership.....	..100.000	MetLife, IncNO.....
				3818523			MetLife Solutions Pte. Ltd.SGP.....	..NIA.....	MetLife Services and Solutions, LLC	Ownership.....	..100.000	MetLife, IncNO.....
							MetLife Global Operations Support Center Private LimitedIND.....	..NIA.....	MetLife Solutions Pte. Ltd.	Ownership.....	..100.000	MetLife, IncNO.....
							MetLife Global Operations Support Center Private LimitedIND.....	..NIA.....	Natiloportem Holdings, LLC	Ownership.....	..0.000	MetLife, IncNO.....
							MetLife Services East Private LimitedIND.....	..NIA.....	MetLife Solutions Pte. Ltd.	Ownership.....	..42.721	MetLife, IncNO.....
							MetLife Services East Private LimitedIND.....	..NIA.....	Natiloportem Holdings, LLC	Ownership.....	..0.000	MetLife, IncNO.....
							MetLife Services East Private LimitedIND.....	..NIA.....	MetLife Global Operations Support Center Private Limited	Ownership.....	..57.279	MetLife, IncNO.....
							Newbury Insurance Company, LimitedDE.....	..IA.....	MetLife, Inc.	Ownership.....	..100.000	MetLife, IncNO.....
.0241	Metropolitan Group13626	22-3805708 ..	3302488			MetLife Reinsurance Company of CharlestonSC.....	..IA.....	MetLife, Inc.	Ownership.....	..100.000	MetLife, IncNO.....
			20-5819518 ..	3921870			MetLife Capital Trust IVDE.....	..NIA.....	MetLife, Inc.	Ownership.....	..100.000	MetLife, IncNO.....
			26-6122204 ..	4254959			MetLife Home Loans LLCDE.....	..NIA.....	MetLife, Inc.	Ownership.....	..100.000	MetLife, IncNO.....
.0241	Metropolitan Group39950	27-0858844 ..	4278786			MetLife Home Loans LLCDE.....	..NIA.....	MetLife, Inc.	Ownership.....	..100.000	MetLife, IncNO.....
			22-2342710 ..				Metropolitan General Insurance CompanyRI.....	..RE.....	MetLife, Inc.	Ownership.....	..100.000	MetLife, IncNO.....
							MetLife Reinsurance Company of Hamilton, Ltd.BMU.....	..IA.....	MetLife, Inc.	Ownership.....	..100.000	MetLife, IncNO.....
							MetLife Group, Inc.NY.....	..NIA.....	MetLife, Inc.	Ownership.....	..100.000	MetLife, IncNO.....
.0241	Metropolitan Group13092	55-0790010 ..	3165807			MetLife Reinsurance Company of VermontVT.....	..IA.....	MetLife, Inc.	Ownership.....	..100.000	MetLife, IncNO.....
.0241	Metropolitan Group62634	26-1511401 ..	4300892			MetLife Reinsurance Company of VermontVT.....	..IA.....	MetLife, Inc.	Ownership.....	..100.000	MetLife, IncNO.....
			51-0104167 ..	4255107			Delaware American Life Insurance CompanyDE.....	..IA.....	MetLife, Inc.	Ownership.....	..100.000	MetLife, IncNO.....
							MetLife Consumer Services, Inc.DE.....	..NIA.....	MetLife, Inc.	Ownership.....	..100.000	MetLife, IncNO.....
							MetLife Insurance Brokerage, Inc.NY.....	..NIA.....	MetLife, Inc.	Ownership.....	..100.000	MetLife, IncNO.....
							MetLife Investors Group, LLCDE.....	..NIA.....	MetLife, Inc.	Ownership.....	..100.000	MetLife, IncNO.....
							MetLife Investments Securities LLC (DE)DE.....	..NIA.....	MetLife Investors Group, LLC	Ownership.....	..100.000	MetLife, IncNO.....
							MetLife Investors Distribution CompanyMO.....	..NIA.....	MetLife Investors Group, LLC	Ownership.....	..100.000	MetLife, IncNO.....
.0241	Metropolitan Group65978	95-3947585 ..	3166064			MetLife Investors Distribution CompanyMO.....	..NIA.....	MetLife Investors Group, LLC	Ownership.....	..100.000	MetLife, IncNO.....
			43-1906210 ..	3373563	1130412		Metropolitan Life Insurance CompanyNY.....	..IA.....	MetLife, Inc.	Ownership.....	..100.000	MetLife, IncNO.....
			43-1906210 ..				500 Grant Street GP LLCDE.....	..NIA.....	Metropolitan Life Insurance Company	Ownership.....	..100.000	MetLife, IncNO.....
							500 Grant Street Associates LimitedCT.....	..NIA.....	500 Grant Street GP LLC	Management.....	..0.000	MetLife, IncNO.....
							PartnershipCT.....	..NIA.....	Metropolitan Life Insurance Company	Ownership.....	..100.000	MetLife, IncNO.....
							MetLife Retirement Services LLCNJ.....	..NIA.....	Metropolitan Life Insurance Company	Ownership.....	..100.000	MetLife, IncNO.....
							ML 225 6th Street Member LLCDE.....	..NIA.....	Metropolitan Life Insurance Company	Ownership.....	..100.000	MetLife, IncNO.....
							MetLife 500 Canal Street Member LLCDE.....	..NIA.....	Metropolitan Life Insurance Company	Ownership.....	..100.000	MetLife, IncNO.....
							ML Clal Member, LLCDE.....	..NIA.....	Metropolitan Life Insurance Company	Management.....	..0.000	MetLife, IncNO.....
							CC Holdco Manager, LLCDE.....	..NIA.....	Metropolitan Life Insurance Company	Ownership.....	..100.000	MetLife, IncNO.....
							6104 Hollywood, LLCDE.....	..NIA.....	Metropolitan Life Insurance Company	Ownership.....	..100.000	MetLife, IncNO.....
			26-0291767 ..				The Building at 575 Fifth Avenue Mezzanine LLCDE.....	..NIA.....	Metropolitan Life Insurance Company	Ownership.....	..100.000	MetLife, IncNO.....
							The Building at 575 Fifth Retail Holding LLCDE.....	..NIA.....	Metropolitan Life Insurance Company	Ownership.....	..100.000	MetLife, IncNO.....
							The Building at 575 Fifth Retail Holding LLCDE.....	..NIA.....	Metropolitan Life Insurance Company	Ownership.....	..100.000	MetLife, IncNO.....
							The Building at 575 Fifth Retail Owner LLCDE.....	..NIA.....	Metropolitan Life Insurance Company	Ownership.....	..100.000	MetLife, IncNO.....

STATEMENT AS OF MARCH 31, 2025 OF THE METROPOLITAN GENERAL INSURANCE COMPANY

SCHEDULE Y

PART 1A - DETAILS OF INSURANCE HOLDING COMPANY SYSTEM

1	2	3	4	5	6	7	8	9	10	11	12	13	14	15	16
Group Code	Group Name	NAIC Company Code	ID Number	Federal RSSD	CIK	Name of Securities Exchange if Publicly Traded (U.S. or International)	Names of Parent, Subsidiaries Or Affiliates	Domi-ciliary Location	Relation-ship to Reporting Entity	Directly Controlled by (Name of Entity/Person)	Type of Control (Ownership, Board, Management, Attorney-in-Fact, Influence, Other)	If Control is Ownership Provide Percen-tage	Ultimate Controlling Entity(ies)/Person(s)	Is an SCA Filing Re-quired? (Yes/No)	*
			98-1107266				Met Canada Solar ULCCAN.....	..NIA.....	MetLife Capital, Limited Partnership	Ownership.....	..100.000...	MetLife, Inc NO.....
			86-1176467				MEX DF Properties, LLCDE.....	..NIA.....	Metropolitan Life Insurance Company	Ownership.....	..100.000...	MetLife, Inc NO.....
			13-5581829				Met 1065 Hotel, LLCDE.....	..NIA.....	Metropolitan Life Insurance Company	Ownership.....	..100.000...	MetLife, Inc NO.....
			13-5581829				WFP 1000 Holding Company GP, LLCDE.....	..NIA.....	Metropolitan Life Insurance Company	Ownership.....	..100.000...	MetLife, Inc NO.....
			13-5581829				MTU Hotel Owner, LLCDE.....	..NIA.....	Metropolitan Life Insurance Company	Ownership.....	..100.000...	MetLife, Inc NO.....
							MetLife Water Tower Owner LLCDE.....	..NIA.....	Metropolitan Life Insurance Company	Ownership.....	..100.000...	MetLife, Inc NO.....
							ML Bellevue Member LLCDE.....	..NIA.....	Metropolitan Life Insurance Company	Ownership.....	..100.000...	MetLife, Inc NO.....
			84-1717470				MSV Irvine Property, LLCDE.....	..NIA.....	Metropolitan Life Insurance Company	Management.....	..0.000...	MetLife, Inc NO.....
			13-3619870				23rd Street Investments, Inc.DE.....	..NIA.....	Metropolitan Life Insurance Company	Ownership.....	..100.000...	MetLife, Inc YES.....
			06-1193029				MetLife Capital Credit L.P.DE.....	..NIA.....	23rd Street Investments, Inc.	Management.....	..0.000...	MetLife, Inc NO.....
			91-1273824	4600453			MetLife Capital, Limited PartnershipDE.....	..NIA.....	23rd Street Investments, Inc.	Management.....	..0.000...	MetLife, Inc NO.....
							Long Island Solar Farm, LLCDE.....	..NIA.....	MetLife Capital, Limited Partnership	Management.....	..0.000...	MetLife, Inc NO.....
			43-1822723	4275507			Missouri Reinsurance, Inc.CYM.....	..IA.....	Metropolitan Life Insurance Company	Ownership.....	..100.000...	MetLife, Inc YES.....
			13-3237278				MetLife Holdings, Inc.DE.....	..NIA.....	Metropolitan Life Insurance Company	Ownership.....	..100.000...	MetLife, Inc YES.....
			13-3237275				MetLife Credit Corp.DE.....	..NIA.....	MetLife Holdings, Inc.	Ownership.....	..100.000...	MetLife, Inc NO.....
			13-3237277				MetLife Funding, Inc.DE.....	..NIA.....	MetLife Holdings, Inc.	Ownership.....	..100.000...	MetLife, Inc NO.....
			13-3170235				Metropolitan Tower Realty Company, Inc.DE.....	..NIA.....	Metropolitan Life Insurance Company	Ownership.....	..100.000...	MetLife, Inc YES.....
			01-0855028				Midtown Heights, LLCDE.....	..NIA.....	Metropolitan Life Insurance Company	Ownership.....	..100.000...	MetLife, Inc NO.....
			43-6026902				White Oak Royalty CompanyOK.....	..NIA.....	Metropolitan Life Insurance Company	Ownership.....	..100.000...	MetLife, Inc YES.....
							Plaza Drive Properties, LLCDE.....	..NIA.....	Metropolitan Life Insurance Company	Ownership.....	..100.000...	MetLife, Inc NO.....
			36-4197196				MetLife Properties Ventures, LLCDE.....	..NIA.....	Metropolitan Life Insurance Company	Ownership.....	..100.000...	MetLife, Inc NO.....
			22-2375428				Transmountain Land & Livestock CompanyMT.....	..NIA.....	Metropolitan Life Insurance Company	Ownership.....	..100.000...	MetLife, Inc YES.....
			34-1650967				MetLife Legal Plans, Inc.DE.....	..NIA.....	Metropolitan Life Insurance Company	Ownership.....	..100.000...	MetLife, Inc YES.....
			13-3179826	3219782			MetLife Next Gen Ventures, LLCDE.....	..NIA.....	Metropolitan Life Insurance Company	Ownership.....	..100.000...	MetLife, Inc NO.....
			86-1794197				1350 Eye Street Owner LLCDE.....	..NIA.....	Metropolitan Life Insurance Company	Management.....	..0.000...	MetLife, Inc NO.....
			13-4047186				MetLife Tower Resources Group, Inc.DE.....	..NIA.....	Metropolitan Life Insurance Company	Ownership.....	..100.000...	MetLife, Inc YES.....
			26-0404927				Housing Fund Manager, LLCDE.....	..NIA.....	Metropolitan Life Insurance Company	Ownership.....	..100.000...	MetLife, Inc NO.....
				4254454			St. James Fleet Investments Two LimitedCYM.....	..NIA.....	Metropolitan Life Insurance Company	Ownership.....	..100.000...	MetLife, Inc YES.....
			93-2031355				ML CW Member LLCDE.....	..NIA.....	Metropolitan Life Insurance Company	Management.....	..0.000...	MetLife, Inc NO.....
							ML District NoHo Master Member, LLCDE.....	..NIA.....	Metropolitan Life Insurance Company	Ownership.....	..100.000...	MetLife, Inc NO.....
			13-5581829				MAV Trust Holdings LLCDE.....	..NIA.....	Metropolitan Life Insurance Company	Ownership.....	..100.000...	MetLife, Inc NO.....
			13-5581829				MAV 1DE.....	..NIA.....	Metropolitan Life Insurance Company	Ownership.....	..100.000...	MetLife, Inc NO.....
							ML Cial Member 2.0, LLCDE.....	..NIA.....	Metropolitan Life Insurance Company	Ownership.....	..100.000...	MetLife, Inc NO.....
					0001719327 ..		MetLife Securitization Depositor LLCDE.....	..NIA.....	Metropolitan Life Insurance Company	Ownership.....	..100.000...	MetLife, Inc NO.....
			06-1535895				PREFCO Fourteen, LLCDE.....	..NIA.....	Metropolitan Life Insurance Company	Ownership.....	..100.000...	MetLife, Inc NO.....
							ML HS Member LLCDE.....	..NIA.....	Metropolitan Life Insurance Company	Ownership.....	..100.000...	MetLife, Inc NO.....
							ML MMIP Member, LLCDE.....	..NIA.....	Metropolitan Life Insurance Company	Ownership.....	..100.000...	MetLife, Inc NO.....
			82-5393412				Pacific Logistics Industrial South, LLCDE.....	..NIA.....	Metropolitan Life Insurance Company	Ownership.....	..100.000...	MetLife, Inc NO.....
							MetLife RC SF Member, LLCDE.....	..NIA.....	Metropolitan Life Insurance Company	Ownership.....	..100.000...	MetLife, Inc NO.....
			46-3608641				ML Swan Mezz, LLCDE.....	..NIA.....	Metropolitan Life Insurance Company	Ownership.....	..100.000...	MetLife, Inc NO.....
			46-3589015				ML Swan GP, LLCDE.....	..NIA.....	ML Swan Mezz, LLC	Ownership.....	..100.000...	MetLife, Inc NO.....
			46-3616798				ML Dolphin Mezz, LLCDE.....	..NIA.....	Metropolitan Life Insurance Company	Ownership.....	..100.000...	MetLife, Inc NO.....
			82-4889675				ML Southlands Member, LLCDE.....	..NIA.....	Metropolitan Life Insurance Company	Management.....	..0.000...	MetLife, Inc NO.....
			83-2970698				ML Port Chester SC Member, LLCDE.....	..NIA.....	Metropolitan Life Insurance Company	Management.....	..0.000...	MetLife, Inc NO.....
			82-4019470				ML Cerritos TC Member, LLCDE.....	..NIA.....	Metropolitan Life Insurance Company	Management.....	..0.000...	MetLife, Inc NO.....
			82-5351346				ML Sloan's Lake Member, LLCDE.....	..NIA.....	Metropolitan Life Insurance Company	Ownership.....	..100.000...	MetLife, Inc NO.....
							ML 610 Zane Member, LLCDE.....	..NIA.....	Metropolitan Life Insurance Company	Ownership.....	..100.000...	MetLife, Inc NO.....
							HD Owner LLCDE.....	..NIA.....	Metropolitan Life Insurance Company	Ownership.....	..100.000...	MetLife, Inc NO.....
			46-3593573				ML Dolphin GP, LLCDE.....	..NIA.....	ML Dolphin Mezz, LLC	Ownership.....	..100.000...	MetLife, Inc NO.....

STATEMENT AS OF MARCH 31, 2025 OF THE METROPOLITAN GENERAL INSURANCE COMPANY

SCHEDULE Y

PART 1A - DETAILS OF INSURANCE HOLDING COMPANY SYSTEM

1	2	3	4	5	6	7	8	9	10	11	12	13	14	15	16
Group Code	Group Name	NAIC Company Code	ID Number	Federal RSSD	CIK	Name of Securities Exchange if Publicly Traded (U.S. or International)	Names of Parent, Subsidiaries Or Affiliates	Domi-ciliary Location	Relation-ship to Reporting Entity	Directly Controlled by (Name of Entity/Person)	Type of Control (Ownership, Board, Management, Attorney-in-Fact, Influence, Other)	If Control is Ownership Provide Percentage	Ultimate Controlling Entity(ies)/Person(s)	Is an SCA Filing Re-quired? (Yes/No)	*
			46-0803970				Haskell East Village, LLCDE.....	NIA.....	Metropolitan Life Insurance Company	Ownership.....	100.000	MetLife, IncNO.....	
			80-0821598				MetLife CC Member, LLCDE.....	NIA.....	Metropolitan Life Insurance Company	Management.....	0.000	MetLife, IncNO.....	
			80-0823015				Ocoonee Hotel Company, LLCDE.....	NIA.....	Metropolitan Life Insurance Company	Ownership.....	100.000	MetLife, IncNO.....	
			80-0823413				Ocoonee Land Company, LLCDE.....	NIA.....	Metropolitan Life Insurance Company	Ownership.....	100.000	MetLife, IncNO.....	
			90-0853553				Ocoonee Land Development Company, LLCDE.....	NIA.....	Ocoonee Land Company, LLC	Ownership.....	100.000	MetLife, IncNO.....	
			37-1694299				Ocoonee Golf Company, LLCDE.....	NIA.....	Ocoonee Land Company, LLC	Ownership.....	100.000	MetLife, IncNO.....	
							Ocoonee Marina Company, LLCDE.....	NIA.....	Ocoonee Land Company, LLC	Ownership.....	100.000	MetLife, IncNO.....	
							ML 1960 Grand LLCDE.....	NIA.....	Metropolitan Life Insurance Company	Ownership.....	100.000	MetLife, IncNO.....	
			13-5581829				ML 240 West 35th Owner LLCDE.....	NIA.....	Metropolitan Life Insurance Company	Ownership.....	100.000	MetLife, IncNO.....	
			13-5581829				ML Artisan Crossing PE Member, LLCDE.....	NIA.....	Metropolitan Life Insurance Company	Ownership.....	100.000	MetLife, IncNO.....	
							MMMQ TRUST HOLDINGS LLCDE.....	NIA.....	Metropolitan Life Insurance Company	Ownership.....	100.000	MetLife, IncNO.....	
							MMQM TRUST 2020DE.....	NIA.....	MMMQ TRUST HOLDINGS LLC	Ownership.....	100.000	MetLife, IncNO.....	
							ML Hudson Member, LLCDE.....	NIA.....	Metropolitan Life Insurance Company	Ownership.....	100.000	MetLife, IncNO.....	
			46-2460801				1201 TAB Manager, LLCDE.....	NIA.....	Metropolitan Life Insurance Company	Ownership.....	100.000	MetLife, IncNO.....	
			46-2460801				MetLife 1201 TAB Member, LLCDE.....	NIA.....	Metropolitan Life Insurance Company	Ownership.....	100.000	MetLife, IncNO.....	
			46-2477278				MetLife LHM Member, LLCDE.....	NIA.....	Metropolitan Life Insurance Company	Management.....	0.000	MetLife, IncNO.....	
							MetLife Ashton Austin Owner, LLCDE.....	NIA.....	Metropolitan Life Insurance Company	Ownership.....	100.000	MetLife, IncNO.....	
			13-5581829				MetLife Acoma Owner, LLCDE.....	NIA.....	Metropolitan Life Insurance Company	Ownership.....	100.000	MetLife, IncNO.....	
							ML Matson Mills Member LLCDE.....	NIA.....	Metropolitan Life Insurance Company	Ownership.....	100.000	MetLife, IncNO.....	
			87-4569349				ML University Town Center Member, LLCDE.....	NIA.....	Metropolitan Life Insurance Company	Ownership.....	100.000	MetLife, IncNO.....	
							ML 300 Third Member LLCDE.....	NIA.....	Metropolitan Life Insurance Company	Ownership.....	100.000	MetLife, IncNO.....	
			26-1762232				Boulevard Residential, LLCDE.....	NIA.....	Metropolitan Life Insurance Company	Ownership.....	100.000	MetLife, IncNO.....	
							MetLife Ontario Street Member, LLCDE.....	NIA.....	Metropolitan Life Insurance Company	Ownership.....	100.000	MetLife, IncNO.....	
			46-4158087				MetLife 555 12th Member, LLCDE.....	NIA.....	Metropolitan Life Insurance Company	Management.....	0.000	MetLife, IncNO.....	
			82-3135079				150 North Riverside PE Member, LLCDE.....	NIA.....	Metropolitan Life Insurance Company	Management.....	0.000	MetLife, IncNO.....	
			46-4283517				MetLife Camino Ramon Member, LLCDE.....	NIA.....	Metropolitan Life Insurance Company	Management.....	0.000	MetLife, IncNO.....	
			13-5581829				ML OMD Member, LLCDE.....	NIA.....	Metropolitan Life Insurance Company	Ownership.....	100.000	MetLife, IncNO.....	
			46-4129811				MetLife 425 MKT Member, LLCDE.....	NIA.....	Metropolitan Life Insurance Company	Management.....	0.000	MetLife, IncNO.....	
							ML Navy Yard Member, LLCDE.....	NIA.....	Metropolitan Life Insurance Company	Ownership.....	100.000	MetLife, IncNO.....	
							ML 335 8th PE Member, LLCDE.....	NIA.....	Metropolitan Life Insurance Company	Ownership.....	100.000	MetLife, IncNO.....	
							ML Terminal 106 Member, LLCDE.....	NIA.....	Metropolitan Life Insurance Company	Management.....	0.000	MetLife, IncNO.....	
			13-5581829				Southcreek Industrial Holdings, LLCDE.....	NIA.....	Metropolitan Life Insurance Company	Ownership.....	100.000	MetLife, IncNO.....	
			46-4229772				MetLife THR Investor, LLCDE.....	NIA.....	Metropolitan Life Insurance Company	Ownership.....	100.000	MetLife, IncNO.....	
			13-5581829				MCJV, LLCDE.....	NIA.....	Metropolitan Life Insurance Company	Ownership.....	100.000	MetLife, IncNO.....	
							MetLife OFC Member, LLCDE.....	NIA.....	Metropolitan Life Insurance Company	Ownership.....	100.000	MetLife, IncNO.....	
			46-4584166				ML Southmore, LLCDE.....	NIA.....	Metropolitan Life Insurance Company	Management.....	0.000	MetLife, IncNO.....	
							MetLife GV Owner LLCDE.....	NIA.....	Metropolitan Life Insurance Company	Ownership.....	100.000	MetLife, IncNO.....	
			13-5581829				MetLife Private Equity Holdings, LLCDE.....	NIA.....	MetLife SP Holdings, LLC	Ownership.....	100.000	MetLife, IncNO.....	
			20-8254446				10700 Wilshire, LLCDE.....	NIA.....	Metropolitan Life Insurance Company	Ownership.....	100.000	MetLife, IncNO.....	
			47-3741955				ML Mililani Member, LLCDE.....	NIA.....	Metropolitan Life Insurance Company	Management.....	0.000	MetLife, IncNO.....	
			47-5228317				MOPP Owners, LLCDE.....	NIA.....	Metropolitan Life Insurance Company	Management.....	0.000	MetLife, IncNO.....	
							MOPP Marbella Member, LLCDE.....	NIA.....	MOPP Owners, LLC	Management.....	0.000	MetLife, IncNO.....	
			20-3700390				Viridian Miracle Mile, LLCDE.....	NIA.....	Metropolitan Life Insurance Company	Ownership.....	100.000	MetLife, IncNO.....	
							ML-Al MetLife Member 5, LLCDE.....	NIA.....	Metropolitan Life Insurance Company	Ownership.....	100.000	MetLife, IncNO.....	
							MetLife Park Tower Member, LLCDE.....	NIA.....	Metropolitan Life Insurance Company	Ownership.....	100.000	MetLife, IncNO.....	
			47-5505232				Park Tower REIT, Inc.DE.....	NIA.....	MetLife Park Tower Member, LLC	Ownership.....	100.000	MetLife, IncNO.....	
			81-1408328				Park Tower JV Member, LLCDE.....	NIA.....	Park Tower REIT, Inc.	Ownership.....	100.000	MetLife, IncNO.....	
			82-1637862				MetLife Chino Member, LLCDE.....	NIA.....	Metropolitan Life Insurance Company	Ownership.....	100.000	MetLife, IncNO.....	
			13-5581829				MetLife Boro Station Member, LLCDE.....	NIA.....	Metropolitan Life Insurance Company	Ownership.....	100.000	MetLife, IncNO.....	

STATEMENT AS OF MARCH 31, 2025 OF THE METROPOLITAN GENERAL INSURANCE COMPANY

SCHEDULE Y

PART 1A - DETAILS OF INSURANCE HOLDING COMPANY SYSTEM

1	2	3	4	5	6	7	8	9	10	11	12	13	14	15	16
Group Code	Group Name	NAIC Company Code	ID Number	Federal RSSD	CIK	Name of Securities Exchange if Publicly Traded (U.S. or International)	Names of Parent, Subsidiaries Or Affiliates	Domi-ciliary Location	Relation-ship to Reporting Entity	Directly Controlled by (Name of Entity/Person)	Type of Control (Ownership, Board, Management, Attorney-in-Fact, Influence, Other)	If Control is Ownership Provide Per-centage	Ultimate Controlling Entity(ies)/Person(s)	Is an SCA Filing Re-quired? (Yes/No)	*
			92-3139130				ML PE Terminal 106, LLC	DE	NIA	Metropolitan Life Insurance Company	Management	0.000	MetLife, Inc	NO	
							ML One Bedminster, LLC	DE	NIA	Metropolitan Life Insurance Company	Ownership	100.000	MetLife, Inc	NO	
							Pacific Logistics Industrial North, LLC	DE	NIA	Metropolitan Life Insurance Company	Ownership	100.000	MetLife, Inc	NO	
			83-2270141				MMP Owners, LLC	DE	NIA	Metropolitan Life Insurance Company	Ownership	100.000	MetLife, Inc	NO	
							ML AG Member LLC	DE	NIA	Metropolitan Life Insurance Company	Ownership	100.000	MetLife, Inc	NO	
							ML Corner 63 Member, LLC	DE	NIA	Metropolitan Life Insurance Company	Ownership	100.000	MetLife, Inc	NO	
			13-5581829				MetLife 8280 Member, LLC	DE	NIA	Metropolitan Life Insurance Company	Ownership	100.000	MetLife, Inc	NO	
							MetLife Campus at SGV Member, LLC	DE	NIA	Metropolitan Life Insurance Company	Ownership	100.000	MetLife, Inc	NO	
							MC Portfolio JV Member, LLC	DE	NIA	Metropolitan Life Insurance Company	Ownership	100.000	MetLife, Inc	NO	
			13-5581829				MMP Owners III, LLC	DE	NIA	Metropolitan Life Insurance Company	Ownership	100.000	MetLife, Inc	NO	
							MetLife Multi-Family Partners III, LLC	DE	NIA	MMP Owners III, LLC	Ownership	100.000	MetLife, Inc	NO	
			13-5581829				MMP Holdings III, LLC	DE	NIA	MetLife Multi-Family Partners III, LLC	Ownership	100.000	MetLife, Inc	NO	
			13-5581829				MMP Cedar Street REIT, LLC	DE	NIA	MMP Holdings III, LLC	Ownership	100.000	MetLife, Inc	NO	
			13-5581829				MMP Cedar Street Owner, LLC	DE	NIA	MMP Cedar Street REIT, LLC	Ownership	100.000	MetLife, Inc	NO	
			13-5581829				MMP South Park REIT, LLC	DE	NIA	MMP Holdings III, LLC	Ownership	100.000	MetLife, Inc	NO	
			13-5581829				MMP South Park Owner, LLC	DE	NIA	MMP South Park REIT, LLC	Ownership	100.000	MetLife, Inc	NO	
			13-5581829				MMP Olivian REIT, LLC	DE	NIA	MMP Holdings III, LLC	Ownership	100.000	MetLife, Inc	NO	
			13-5581829				MMP Olivian Owner, LLC	DE	NIA	MMP Olivian REIT, LLC	Ownership	100.000	MetLife, Inc	NO	
							MCRE Block 40, LP	DE	NIA	Metropolitan Life Insurance Company	Ownership	100.000	MetLife, Inc	NO	
							MetLife Japan US Equity Owners LLC	DE	NIA	Metropolitan Life Insurance Company	Ownership	100.000	MetLife, Inc	NO	
			13-5581829				MetLife SP Holdings, LLC	DE	NIA	Metropolitan Life Insurance Company	Ownership	100.000	MetLife, Inc	NO	
			47-2085444				ML-AI MetLife Member 2, LLC	DE	NIA	Metropolitan Life Insurance Company	Management	0.000	MetLife, Inc	NO	
							ML-AI MetLife Member 3, LLC	DE	NIA	Metropolitan Life Insurance Company	Ownership	100.000	MetLife, Inc	NO	
							ML-AI MetLife Member 4, LLC	DE	NIA	Metropolitan Life Insurance Company	Management	0.000	MetLife, Inc	NO	
			82-2216412				White Tract II, LLC	DE	NIA	Metropolitan Life Insurance Company	Ownership	100.000	MetLife, Inc	NO	
			46-4255167				ML Terraces, LLC	DE	NIA	Metropolitan Life Insurance Company	Ownership	100.000	MetLife, Inc	NO	
							MetLife 1007 Stewart, LLC	DE	NIA	Metropolitan Life Insurance Company	Ownership	100.000	MetLife, Inc	NO	
							Chestnut Flats Wind, LLC	DE	NIA	Metropolitan Life Insurance Company	Ownership	100.000	MetLife, Inc	NO	
			47-1256270				MetLife OBS Member, LLC	DE	NIA	Metropolitan Life Insurance Company	Ownership	100.000	MetLife, Inc	NO	
							MetLife FM Hotel Member, LLC	DE	NIA	Metropolitan Life Insurance Company	Ownership	100.000	MetLife, Inc	NO	
							LHCW Holdings (U.S.) LLC	DE	NIA	MetLife FM Hotel Member, LLC	Ownership	100.000	MetLife, Inc	NO	
							LHC Holdings (U.S.) LLC	DE	NIA	LHCW Holdings (U.S.) LLC	Ownership	100.000	MetLife, Inc	NO	
							LHCW Hotel Holding (U.S.) LLC	DE	NIA	LHC Holdings (U.S.) LLC	Ownership	100.000	MetLife, Inc	NO	
							LHCW Hotel Holding (2002) LLC	DE	NIA	LHCW Hotel Holding (U.S.) LLC	Ownership	100.000	MetLife, Inc	NO	
							LHCW Hotel Operating Company (2002) LLC	DE	NIA	LHCW Hotel Holding (U.S.) LLC	Ownership	100.000	MetLife, Inc	NO	
							MetLife HCMJV 1 GP, LLC	DE	NIA	Metropolitan Life Insurance Company	Ownership	100.000	MetLife, Inc	NO	
							MetLife HCMJV 1 LP, LLC	DE	NIA	Metropolitan Life Insurance Company	Ownership	100.000	MetLife, Inc	NO	
							Sino-US United MetLife Insurance Co. Ltd.	CHN	IA	Metropolitan Life Insurance Company	Ownership	50.000	MetLife, Inc	NO	
			84-4913232				ML Armature Member, LLC	DE	NIA	Metropolitan Life Insurance Company	Management	0.000	MetLife, Inc	NO	
			13-5581829				TOV OWNER LLC	DE	NIA	Metropolitan Life Insurance Company	Ownership	100.000	MetLife, Inc	NO	
			13-5581829				MZO OWNER LLC	DE	NIA	Metropolitan Life Insurance Company	Ownership	100.000	MetLife, Inc	NO	
			81-0706365				Versant Health, Inc.	DE	NIA	MetLife, Inc.	Ownership	100.000	MetLife, Inc	NO	
			81-0711451				Versant Health Holdco, Inc.	DE	NIA	Versant Health, Inc.	Ownership	100.000	MetLife, Inc	NO	
			80-0769466				Versant Health Consolidations Corp.	DE	NIA	Versant Health Holdco, Inc.	Ownership	100.000	MetLife, Inc	NO	
			11-3051991				Davis Vision, Inc	NY	NIA	Versant Health Consolidations Corp.	Ownership	100.000	MetLife, Inc	NO	
			11-2958041				DavisVision IPA, Inc.	NY	NIA	Davis Vision, Inc	Ownership	100.000	MetLife, Inc	NO	
			84-1800280				Versant Health Lab, LLC	DE	NIA	Davis Vision, Inc	Ownership	100.000	MetLife, Inc	NO	
			13-3741352				Superior Vision Services, Inc.	DE	NIA	Versant Health Consolidations Corp.	Ownership	100.000	MetLife, Inc	NO	

STATEMENT AS OF MARCH 31, 2025 OF THE METROPOLITAN GENERAL INSURANCE COMPANY

SCHEDULE Y

PART 1A - DETAILS OF INSURANCE HOLDING COMPANY SYSTEM

1	2	3	4	5	6	7	8	9	10	11	12	13	14	15	16
Group Code	Group Name	NAIC Company Code	ID Number	Federal RSSD	CIK	Name of Securities Exchange if Publicly Traded (U.S. or International)	Names of Parent, Subsidiaries Or Affiliates	Domi-ciliary Location	Relation-ship to Reporting Entity	Directly Controlled by (Name of Entity/Person)	Type of Control (Ownership, Board, Management, Attorney-in-Fact, Influence, Other)	If Control is Ownership Provide Percen-tage	Ultimate Controlling Entity(ies)/Person(s)	Is an SCA Filing Re-quired? (Yes/No)	*
. 0241 ...	Metropolitan Group 60188	86-0757439 ..				Superior Vision Insurance, Inc. Vision Twenty-One Managed Eye Care IPA, Inc. AZ..... IA.....	Superior Vision Services, Inc.	Ownership.....	100.000 ...	MetLife, Inc NO.....
			11-3391532 NY..... NIA.....	Versant Health Consolidations Corp.	Ownership.....	100.000 ...	MetLife, Inc NO.....
. 0241 ...	Metropolitan Group 52005	39-1736329 ..				Superior Vision Insurance Plan of Wisconsin, Inc. Vision 21 Physician Practice Management Company WI..... IA.....	Versant Health Consolidations Corp.	Ownership.....	100.000 ...	MetLife, Inc NO.....
			59-2749609 ..				Superior Vision Benefit Management, Inc. FL..... NIA.....	Versant Health Consolidations Corp.	Ownership.....	100.000 ...	MetLife, Inc NO.....
. 0241 ...	Metropolitan Group 95387	75-2631278 ..				Block Vision of Texas, Inc. TX..... IA.....	Superior Vision Benefit Management, Inc. .	Ownership.....	100.000 ...	MetLife, Inc NO.....
			22-3343185 ..				UVC Independent Practice Association, Inc. .	.. NY..... NIA.....	Superior Vision Benefit Management, Inc. .	Ownership.....	100.000 ...	MetLife, Inc NO.....
. 0241 ...	Metropolitan Group 14189	20-5580363 ..				Superior Vision of New Jersey, Inc. NJ..... IA.....	Superior Vision Benefit Management, Inc. .	Ownership.....	100.000 ...	MetLife, Inc NO.....
. 0241 ...	Metropolitan Group 97136	13-3114906 ..	3219773			Metropolitan Tower Life Insurance Company NE..... IA.....	MetLife, Inc.	Ownership.....	100.000 ...	MetLife, Inc NO.....
			38-4035918 ..				MetLife Assignment Company, Inc (DE) DE..... NIA.....	Metropolitan Tower Life Insurance Company	Ownership.....	100.000 ...	MetLife, Inc YES.....
							MTL HS Member LLC DE..... NIA.....	Metropolitan Tower Life Insurance Company	Ownership.....	100.000 ...	MetLife, Inc NO.....
							MTL GV Owner LLC DE..... NIA.....	Metropolitan Tower Life Insurance Company	Ownership.....	100.000 ...	MetLife, Inc NO.....
			13-3114906 ..				MTL Leasing, LLC DE..... NIA.....	Metropolitan Tower Life Insurance Company	Ownership.....	100.000 ...	MetLife, Inc NO.....
. 0241 ...	Metropolitan Group 14170	52-1528581 ..	3921834	0000727303 ..		SafeGuard Health Enterprises, Inc. DE..... NIA.....	MetLife, Inc.	Ownership.....	100.000 ...	MetLife, Inc NO.....
			33-0733552 ..				MetLife Health Plans, Inc. NJ..... IA.....	SafeGuard Health Enterprises, Inc.	Ownership.....	100.000 ...	MetLife, Inc NO.....
			95-2879515 ..				SafeGuard Health Plans, Inc. (CA) CA..... IA.....	SafeGuard Health Enterprises, Inc.	Ownership.....	100.000 ...	MetLife, Inc NO.....
. 0241 ...	Metropolitan Group 79014	33-0515751 ..				SafeHealth Life Insurance Company CA..... IA.....	SafeGuard Health Enterprises, Inc.	Ownership.....	100.000 ...	MetLife, Inc NO.....
. 0241 ...	Metropolitan Group 52009	65-0073323 ..				SafeGuard Health Plans, Inc. (FL) FL..... IA.....	SafeGuard Health Enterprises, Inc.	Ownership.....	100.000 ...	MetLife, Inc NO.....
. 0241 ...	Metropolitan Group 95051	75-2046497 ..				SafeGuard Health Plans, Inc. (TX) TX..... IA.....	SafeGuard Health Enterprises, Inc.	Ownership.....	100.000 ...	MetLife, Inc NO.....
. 0241 ...	Metropolitan Group 60690	98-0000065 ..	4247326			American Life Insurance Company DE..... IA.....	MetLife, Inc.	Ownership.....	100.000 ...	MetLife, Inc NO.....
							BIDV MetLife Life Insurance Limited Liability Company VNM..... IA.....	American Life Insurance Company	Ownership.....	..60.610 ...	MetLife, Inc NO.....
			AA-1580066 ..				MetLife Insurance K.K. (Japan) JPN..... IA.....	American Life Insurance Company	Ownership.....	100.000 ...	MetLife, Inc NO.....
							Fortissimo Co., Ltd JPN..... IA.....	MetLife Insurance K.K. (Japan)	Ownership.....	100.000 ...	MetLife, Inc NO.....
			88-1313096 ..				MetLife Japan Water Tower Owner (Blocker) LLC	.. DE..... IA.....	MetLife Insurance K.K. (Japan)	Ownership.....	100.000 ...	MetLife, Inc NO.....
			92-0658692 ..				MetLife Japan Owner (Blocker) LLC DE..... IA.....	MetLife Insurance K.K. (Japan)	Ownership.....	100.000 ...	MetLife, Inc NO.....
							MetLife Japan 240 West 35th Owner (Blocker) LLC	.. DE..... IA.....	MetLife Insurance K.K. (Japan)	Ownership.....	100.000 ...	MetLife, Inc NO.....
				4250018			MetLife, Life Insurance Company (Egypt) EGY..... NIA.....	MetLife Global Holding Company I GmbH (Swiss)	Ownership.....	..84.125 ...	MetLife, Inc NO.....
							MetLife Global Holding Company III GmbH CHE..... NIA.....	American Life Insurance Company	Ownership.....	100.000 ...	MetLife, Inc NO.....
			51-0205283 ..				International Technical and Advisory Services Limited	.. DE..... NIA.....	American Life Insurance Company	Ownership.....	100.000 ...	MetLife, Inc YES.....
			02-0649743 ..				Borderland Investments Limited DE..... NIA.....	American Life Insurance Company	Ownership.....	100.000 ...	MetLife, Inc YES.....
							ALICO Hellas Single Member Limited Liability Company (Greece) GRC..... NIA.....	Borderland Investments Limited	Ownership.....	100.000 ...	MetLife, Inc NO.....
			13-3912049 ..				ALICO Properties, Inc. DE..... NIA.....	American Life Insurance Company	Ownership.....	..51.000 ...	MetLife, Inc YES.....
			13-3919049 ..				Global Properties, Inc. (USA-Delaware) DE..... NIA.....	ALICO Properties, Inc.	Ownership.....	100.000 ...	MetLife, Inc NO.....
							MetLife Global Holding Company I GmbH (Swiss)	.. CHE..... NIA.....	American Life Insurance Company	Ownership.....	100.000 ...	MetLife, Inc NO.....
							MetLife Japan 1960 Grand Blocker LLC DE..... NIA.....	MetLife Insurance K.K. (Japan)	Ownership.....	100.000 ...	MetLife, Inc NO.....
			13-3759652 ..	3166279			MetLife International Holdings, LLC DE..... NIA.....	MetLife Global Holding Company II LLC (Swiss and DE)	Ownership.....	100.000 ...	MetLife, Inc NO.....
				4240907			MM Global Operations Support Center, S.A. de C.V. MEX..... NIA.....	MetLife Global Holding Company II LLC (Swiss and DE)	Ownership.....	100.000 ...	MetLife, Inc NO.....

STATEMENT AS OF MARCH 31, 2025 OF THE METROPOLITAN GENERAL INSURANCE COMPANY

SCHEDULE Y
PART 1A - DETAILS OF INSURANCE HOLDING COMPANY SYSTEM

1	2	3	4	5	6	7	8	9	10	11	12	13	14	15	16
Group Code	Group Name	NAIC Company Code	ID Number	Federal RSSD	CIK	Name of Securities Exchange if Publicly Traded (U.S. or International)	Names of Parent, Subsidiaries Or Affiliates	Domi-ciliary Location	Relation-ship to Reporting Entity	Directly Controlled by (Name of Entity/Person)	Type of Control (Ownership, Board, Management, Attorney-in-Fact, Influence, Other)	If Control is Owner-ship Provide Percen-tage	Ultimate Controlling Entity(ies)/Person(s)	Is an SCA Filing Re-quired? (Yes/No)	*
.....	4240907	MM Global Operations Support Center, S.A. de C.V.MEX.....	..NIA.....	MetLife UK Management Company Limited	Ownership.....	..0.001	MetLife, IncNO.....
.....	4254995	Fundacion MetLife Mexico, A.C.MEX.....	..NIA.....	MM Global Operations Support Center, S.A. de C.V.	Ownership.....	..100.000	MetLife, IncNO.....
.....	MetLife Asia Services Sdn. BhdMYS.....	..NIA.....	MetLife Global Holding Company II LLC (Swiss and DE)	Ownership.....	..100.000	MetLife, IncNO.....
.....	AA-1860015	MetLife Emeklilik ve Hayat A.S. (Turkey)TUR.....	..IA.....	MetLife Global Holding Company II LLC (Swiss and DE)	Ownership.....	..99.980	MetLife, IncNO.....
.....	4250072	PJSC MetLife (Ukraine)UKR.....	..IA.....	MetLife Global Holding Company II LLC (Swiss and DE)	Ownership.....	..99.999	MetLife, IncNO.....
.....	4250072	PJSC MetLife (Ukraine)UKR.....	..IA.....	International Technical and Advisory Services Limited	Ownership.....	..0.001	MetLife, IncNO.....
.....	4250072	PJSC MetLife (Ukraine)UKR.....	..IA.....	Borderland Investments Limited	Ownership.....	..0.001	MetLife, IncNO.....
.....	MetLife Innovation Centre LimitedIRL.....	..NIA.....	MetLife Global Holding Company II LLC (Swiss and DE)	Ownership.....	..99.999	MetLife, IncNO.....
.....	MetLife Investment Management Japan, Ltd.JPN.....	..NIA.....	ALICO Operations, LLC (DE)	Ownership.....	..100.000	MetLife, IncNO.....
.....	4251293	MetLife Seguros S.A. (Uruguay)URY.....	..IA.....	ALICO Operations, LLC (DE)	Ownership.....	..100.000	MetLife, IncNO.....
.....	MetLife Colombia Seguros de Vida S.A. (Columbia)COL.....	..IA.....	MetLife Global Holding Company II LLC (Swiss and DE)	Ownership.....	..90.000	MetLife, IncNO.....
.....	MetLife Colombia Seguros de Vida S.A. (Columbia)COL.....	..IA.....	MetLife Global Holding Company I GmbH (Swiss)	Ownership.....	..10.000	MetLife, IncNO.....
.....	MetLife Colombia Seguros de Vida S.A. (Columbia)COL.....	..IA.....	International Technical and Advisory Services Limited	Ownership.....	..0.000	MetLife, IncNO.....
.....	MetLife Colombia Seguros de Vida S.A. (Columbia)COL.....	..IA.....	Borderland Investments Limited	Ownership.....	..0.000	MetLife, IncNO.....
.....	MetLife Colombia Seguros de Vida S.A. (Columbia)COL.....	..IA.....	Natiloportem Holdings, LLC	Ownership.....	..0.000	MetLife, IncNO.....
.....	4254445	MetLife Latin America Asesorias e Inversiones Limitada (Chile)CHL.....	..NIA.....	MetLife Investment Management Holdings (Ireland) Limited (Ireland)	Ownership.....	..99.990	MetLife, IncNO.....
.....	4254445	MetLife Latin America Asesorias e Inversiones Limitada (Chile)CHL.....	..NIA.....	MetLife Global Holding Company II LLC (Swiss and DE)	Ownership.....	..0.010	MetLife, IncNO.....
.....	MetLife Investment Management Europe Limited (Ireland)IRL.....	..NIA.....	MetLife Investment Management Holdings (Ireland) Limited (Ireland)	Ownership.....	..100.000	MetLife, IncNO.....
.....	4275534	MetLife Investments Asia Limited (Hong Kong)HKG.....	..NIA.....	MetLife Investment Management Holdings (Ireland) Limited (Ireland)	Ownership.....	..100.000	MetLife, IncNO.....
.....	4254427	MetLife Investments Limited (UK)GBR.....	..IA.....	MetLife Investment Management Holdings (Ireland) Limited (Ireland)	Ownership.....	..100.000	MetLife, IncNO.....
.....	MetLife Investment Management Holdings (Ireland) Limited (Ireland)IRL.....	..NIA.....	MetLife Global Holding Company II LLC (Swiss and DE)	Ownership.....	..100.000	MetLife, IncNO.....
.....	30-0615846	ALICO Operations, LLC (DE)DE.....	..NIA.....	MetLife Global Holding Company II LLC (Swiss and DE)	Ownership.....	..100.000	MetLife, IncNO.....
.....	MetLife Asia Holding Company Pte. Ltd.SGP.....	..NIA.....	MetLife Global Holding Company II LLC (Swiss and DE)	Ownership.....	..100.000	MetLife, IncNO.....
.....	MetLife UK LimitedGBR.....	..IA.....	MetLife Global Holding Company II LLC (Swiss and DE)	Ownership.....	..100.000	MetLife, IncNO.....
.....	Affirmative Investment Management Partners LtdGBR.....	..NIA.....	MetLife Investment Management Holdings (Ireland) Limited (Ireland)	Ownership.....	..100.000	MetLife, IncNO.....
.....	Affirmative Investment Management Australia Pty LtdAUS.....	..NIA.....	Affirmative Investment Management Partners Ltd	Ownership.....	..100.000	MetLife, IncNO.....
.....	81-3596341	Affirmative Investment Management US LtdNH.....	..NIA.....	Affirmative Investment Management Partners Ltd	Ownership.....	..100.000	MetLife, IncNO.....
.....	MetLife Innovation Centre Pte. LtdSGP.....	..NIA.....	MetLife Asia Holding Company Pte. Ltd.	Ownership.....	..100.000	MetLife, IncNO.....

STATEMENT AS OF MARCH 31, 2025 OF THE METROPOLITAN GENERAL INSURANCE COMPANY

SCHEDULE Y

PART 1A - DETAILS OF INSURANCE HOLDING COMPANY SYSTEM

1	2	3	4	5	6	7	8	9	10	11	12	13	14	15	16
Group Code	Group Name	NAIC Company Code	ID Number	Federal RSSD	CIK	Name of Securities Exchange if Publicly Traded (U.S. or International)	Names of Parent, Subsidiaries Or Affiliates	Domi-ciliary Location	Relation-ship to Reporting Entity	Directly Controlled by (Name of Entity/Person)	Type of Control (Ownership, Board, Management, Attorney-in-Fact, Influence, Other)	If Control is Owner-ship Provide Percen-tage	Ultimate Controlling Entity(ies)/Person(s)	Is an SCA Filing Re-quired? (Yes/No)	*
.....	MetLife Reinsurance Company of Bermuda Ltd.	..BMU.....	..IA.....	MetLife Global Holding Company II LLC (Swiss and DE)	Ownership.....	..100.000	MetLife, IncNO.....
.....	MetLife Investment Management Limited (UK) .. Closed Joint-stock Company Master-D (Russia)	..GBR.....	..NIA.....	MetLife Global Holding Company II LLC (Swiss and DE)	Ownership.....	..100.000	MetLife, IncNO.....
.....	4249469	MetLife Global Holding Company II LLC (Swiss and DE)	..RUS.....	..NIA.....	MetLife Global Holding Company I GmbH (Swiss)	Ownership.....	..100.000	MetLife, IncNO.....
.....	13-3953333	3166372	Natiloportem Holdings, LLC	..CHE.....	..NIA.....	MetLife International Holdings, LLC	Ownership.....	..100.000	MetLife, IncNO.....	1
.....	3166402	Excelencia Operativa y Tecnologica, S.A. de C.V. (Mexico)	..MEX.....NIA.....	Natiloportem Holdings, LLC	Ownership.....	..99.900	MetLife, IncNO.....
.....	3166402	Excelencia Operativa y Tecnologica, S.A. de C.V. (Mexico)	..MEX.....NIA.....	MetLife Mexico Servicios, S.A. de C.V.	Ownership.....	..0.100	MetLife, IncNO.....
.....	3166318	Metropolitan Life Seguros e Previdencia Privada S.A. (Brazil)	..BRA.....IA.....	MetLife International Holdings, LLC	Ownership.....	..66.662	MetLife, IncNO.....
.....	3166318	Metropolitan Life Seguros e Previdencia Privada S.A. (Brazil)	..BRA.....IA.....	MetLife Worldwide Holdings, LLC	Ownership.....	..33.337	MetLife, IncNO.....
.....	3166318	Metropolitan Life Seguros e Previdencia Privada S.A. (Brazil)	..BRA.....IA.....	Natiloportem Holdings, LLC	Ownership.....	..0.001	MetLife, IncNO.....
.....	83-3878744	MetLife International Limited, LLC	..DE.....NIA.....	MetLife International Holdings, LLC	Ownership.....	..100.000	MetLife, IncNO.....
.....	AmMetLife Insurance Berhad	..MYS.....IA.....	MetLife International Holdings, LLC	Ownership.....	..50.000	MetLife, IncNO.....
.....	MAXIS GBN S.A.S.	..FRA.....NIA.....	MetLife International Holdings, LLC	Ownership.....	..50.000	MetLife, IncNO.....
.....	MAXIS Services, LLC	..DE.....NIA.....	MAXIS GBN S.A.S.	Ownership.....	..100.000	MetLife, IncNO.....
.....	MAXIS Insurance Brokerage Services, Inc.DE.....NIA.....	MAXIS Services, LLC	Ownership.....	..100.000	MetLife, IncNO.....
.....	AA-5480033	AmMetLife Takaful Berhad	..MYS.....IA.....	MetLife International Holdings, LLC	Ownership.....	..50.000	MetLife, IncNO.....
.....	MetLife Asia Limited (Hong Kong)	..HKG.....NIA.....	MetLife International Holdings, LLC	Ownership.....	..100.000	MetLife, IncNO.....
.....	4195913	MetLife Planos Odontologicos Ltda. (Brazil)	..BRA.....IA.....	MetLife International Holdings, LLC	Ownership.....	..99.999	MetLife, IncNO.....
.....	4195913	MetLife Planos Odontologicos Ltda. (Brazil)	..BRA.....IA.....	Natiloportem Holdings, LLC	Ownership.....	..0.001	MetLife, IncNO.....
.....	2327738	Compania Inversora MetLife S.A.	..ARG.....NIA.....	MetLife International Holdings, LLC	Ownership.....	..95.460	MetLife, IncNO.....
.....	2327738	Compania Inversora MetLife S.A.	..ARG.....NIA.....	Natiloportem Holdings, LLC	Ownership.....	..4.540	MetLife, IncNO.....
.....	4247296	MetLife Servicios S.A. (Argentina)	..ARG.....NIA.....	Compania Inversora MetLife S.A.	Ownership.....	..19.120	MetLife, IncNO.....
.....	4247296	MetLife Servicios S.A. (Argentina)	..ARG.....NIA.....	Natiloportem Holdings, LLC	Ownership.....	..80.880	MetLife, IncNO.....
.....	06-1597037	2985727	MetLife Worldwide Holdings, LLC	..DE.....NIA.....	MetLife International Holdings, LLC	Ownership.....	..100.000	MetLife, IncNO.....
.....	AA-5344102	3166411	PNB MetLife India Insurance Company Limited	..IND.....IA.....	MetLife International Holdings, LLC	Ownership.....	..48.916	MetLife, IncNO.....
.....	MetLife Global Operations Support Center Private Limited	Ownership.....	..0.000	MetLife, IncNO.....
.....	AA-5344102	3166411	PNB MetLife India Insurance Company Limited	..IND.....IA.....	MetLife Services East Private Limited	Ownership.....	..0.000	MetLife, IncNO.....
.....	MetLife Administradora de Fondos	Ownership.....
.....	3373648	Multipatrocinados Ltda. (Brazil)	..BRA.....NIA.....	MetLife International Holdings, LLC	Ownership.....	..100.000	MetLife, IncNO.....
.....	3373648	MetLife Administradora de Fondos	Ownership.....
.....	3373648	Multipatrocinados Ltda. (Brazil)	..BRA.....NIA.....	Natiloportem Holdings, LLC	Ownership.....	..0.000	MetLife, IncNO.....
.....	4249311	MetLife Mas, S.A. de C.V (Mexico)	..MEX.....IA.....	MetLife International Holdings, LLC	Ownership.....	..100.000	MetLife, IncNO.....
.....	International Technical and Advisory Services Limited	Ownership.....	..0.000	MetLife, IncNO.....
.....	4249311	MetLife Mas, S.A. de C.V (Mexico)	..MEX.....IA.....	MetLife International Holdings, LLC	Ownership.....	..98.900	MetLife, IncNO.....
.....	4189846	MetLife Global Holdings LLC	..DE.....NIA.....	MetLife International Holdings, LLC	Ownership.....	..1.100	MetLife, IncNO.....
.....	4189846	MetLife Global Holdings LLC	..DE.....NIA.....	MetLife International Limited, LLC	Ownership.....	MetLife, IncNO.....
.....	Metropolitan Global Management, LLC	..DE.....NIA.....	MetLife Global Holdings LLC	Management.....	..0.000	MetLife, IncNO.....
.....	MetLife Mexico Holdings, S. de R.L. de C.V.	..MEX.....IA.....	Metropolitan Global Management, LLC	Ownership.....	..100.000	MetLife, IncNO.....
.....	MetLife Mexico Holdings, S. de R.L. de C.V.	..MEX.....IA.....	MetLife International Holdings, LLC	Ownership.....	..0.000	MetLife, IncNO.....
.....	MetLife Mexico Holdings, S. de R.L. de C.V.	Ownership.....	MetLife, IncNO.....
.....	AA-2730030	3165740	MetLife Mexico Holdings, S. de R.L. de C.V.	..MEX.....IA.....	MetLife Mexico Holdings, S. de R.L. de C.V.	Ownership.....	..99.050	MetLife, IncNO.....
.....	AA-2730030	3165740	MetLife Mexico, S.A. de C.V.	..MEX.....IA.....	Ownership.....	MetLife, IncNO.....

STATEMENT AS OF MARCH 31, 2025 OF THE METROPOLITAN GENERAL INSURANCE COMPANY

SCHEDULE Y
PART 1A - DETAILS OF INSURANCE HOLDING COMPANY SYSTEM

1	2	3	4	5	6	7	8	9	10	11	12	13	14	15	16
Group Code	Group Name	NAIC Company Code	ID Number	Federal RSSD	CIK	Name of Securities Exchange if Publicly Traded (U.S. or International)	Names of Parent, Subsidiaries Or Affiliates	Domi-ciliary Location	Relation-ship to Reporting Entity	Directly Controlled by (Name of Entity/Person)	Type of Control (Ownership, Board, Management, Attorney-in-Fact, Influence, Other)	If Control is Owner-ship Provide Percen-tage	Ultimate Controlling Entity(ies)/Person(s)	Is an SCA Filing Re-quired? (Yes/No)	*
			AA-2730030	3165740			MetLife Mexico, S.A. de C.V.MEX IA.....	MetLife International Holdings, LLC	Ownership.....	0.950	MetLife, Inc NO.....
				4241061			ML Capacitacion Comercial S.A. de C.V. (Mexico)MEX NIA.....	MetLife Mexico, S.A. de C.V.	Ownership.....	99.000	MetLife, Inc NO.....
				4241061			ML Capacitacion Comercial S.A. de C.V. (Mexico)MEX NIA.....	MetLife Mexico Servicios, S.A. de C.V.	Ownership.....	1.000	MetLife, Inc NO.....
				3165795			MetLife Pensiones Mexico S.A.MEX IA.....	MetLife Pensiones Mexico S.A.	Ownership.....	97.513	MetLife, Inc NO.....
				3165795			MetLife Pensiones Mexico S.A.MEX IA.....	MetLife International Holdings, LLC	Ownership.....	2.488	MetLife, Inc NO.....
				3267390			MetLife Mexico Servicios, S.A. de C.V.MEX NIA.....	MetLife Mexico Holdings, S. de R.L. de C.V.	Ownership.....	98.000	MetLife, Inc NO.....
				3267390			MetLife Mexico Servicios, S.A. de C.V.MEX NIA.....	MetLife International Holdings, LLC	Ownership.....	2.000	MetLife, Inc NO.....
			AA-5420018	3166288			MetLife Insurance Company of Korea, Ltd.KOR IA.....	MetLife UK Management Company Limited	Ownership.....	100.000	MetLife, Inc NO.....
							MetLife Financial Services, Co., Ltd. (South Korea)KOR NIA.....	MetLife Insurance Company of Korea, Ltd. .	Ownership.....	100.000	MetLife, Inc NO.....
							MetLife UK Management Company LimitedGBR NIA.....	Metropolitan Global Management, LLC	Ownership.....	100.000	MetLife, Inc NO.....
				4200880			MetLife Ireland Treasury d.a.c.IRL NIA.....	MetLife Global Holdings LLC	Ownership.....	100.000	MetLife, Inc NO.....
			AA-1930041	1173714			MetLife Insurance Limited (Australia)AUS IA.....	MetLife Ireland Treasury d.a.c.	Ownership.....	91.165	MetLife, Inc NO.....
			AA-1930041	1173714			MetLife Insurance Limited (Australia)AUS IA.....	MetLife Global Holdings LLC	Ownership.....	8.835	MetLife, Inc NO.....
				4239358			MetLife Investments Pty LimitedAUS NIA.....	MetLife Insurance Limited (Australia)	Ownership.....	100.000	MetLife, Inc NO.....
							MetLife Services Pty LimitedAUS NIA.....	MetLife Insurance Limited (Australia)	Ownership.....	100.000	MetLife, Inc NO.....
							MetLife Insurance and Investment Trust (Australia)AUS NIA.....	MetLife Investments Pty Limited	Ownership.....	100.000	MetLife, Inc NO.....
				4239367			MetLife General Insurance Limited (Australia)AUS IA.....	MetLife Ireland Treasury d.a.c.	Ownership.....	100.000	MetLife, Inc NO.....
				1173732			MetLife EU Holding Company Limited (Ireland)IRL NIA.....	MetLife Global Holding Company II LLC (Swiss and DE)	Ownership.....	100.000	MetLife, Inc NO.....
							MetLife Europe d.a.c.IRL IA.....	MetLife EU Holding Company Limited (Ireland)	Ownership.....	100.000	MetLife, Inc NO.....
			AA-1780108				MetLife Pension Trustees Limited (UK)GBR IA.....	MetLife Europe d.a.c.	Ownership.....	100.000	MetLife, Inc NO.....
				4258407			MetLife Solutions S.A.S. (France)FRA NIA.....	MetLife EU Holding Company Limited (Ireland)	Ownership.....	100.000	MetLife, Inc NO.....
				4255246			Metropolitan Life Societate de Administrare a unui Fond de Pensii Administrat Privat S.A. (Romania)ROU IA.....	MetLife EU Holding Company Limited (Ireland)	Ownership.....	99.990	MetLife, Inc NO.....
				4255246			Metropolitan Life Societate de Administrare a unui Fond de Pensii Administrat Privat S.A. (Romania)ROU IA.....	MetLife Europe Services Limited (Ireland)	Ownership.....	0.010	MetLife, Inc NO.....
							MetLife Services Cyprus Ltd.CYP NIA.....	MetLife EU Holding Company Limited (Ireland)	Ownership.....	100.000	MetLife, Inc NO.....
				4258331			Agenvita S.r.l. (Italy)ITA IA.....	MetLife EU Holding Company Limited (Ireland)	Ownership.....	100.000	MetLife, Inc NO.....
							MetLife Services, Sociedad Limitada (Spain)ESP NIA.....	MetLife EU Holding Company Limited (Ireland)	Ownership.....	100.000	MetLife, Inc NO.....
							MetLife Europe Insurance d.a.c.IRL IA.....	MetLife EU Holding Company Limited (Ireland)	Ownership.....	100.000	MetLife, Inc NO.....
				4189864			MetLife Europe Services Limited (Ireland)IRL NIA.....	MetLife EU Holding Company Limited (Ireland)	Ownership.....	100.000	MetLife, Inc NO.....
				3077272			MetLife Chile Inversiones LimitadaCHL NIA.....	MetLife, Inc.	Ownership.....	72.351	MetLife, Inc NO.....
				3077272			MetLife Chile Inversiones LimitadaCHL NIA.....	Inversiones MetLife Holdco Dos Limitada ...	Ownership.....	2.767	MetLife, Inc NO.....
				3077272			MetLife Chile Inversiones LimitadaCHL NIA.....	Natiloportem Holdings, LLC	Ownership.....	0.000	MetLife, Inc NO.....
				3077272			MetLife Chile Inversiones LimitadaCHL NIA.....	American Life Insurance Company	Ownership.....	24.882	MetLife, Inc NO.....

STATEMENT AS OF MARCH 31, 2025 OF THE METROPOLITAN GENERAL INSURANCE COMPANY

SCHEDULE Y
PART 1A - DETAILS OF INSURANCE HOLDING COMPANY SYSTEM

1	2	3	4	5	6	7	8	9	10	11	12	13	14	15	16
Group Code	Group Name	NAIC Company Code	ID Number	Federal RSSD	CIK	Name of Securities Exchange if Publicly Traded (U.S. or International)	Names of Parent, Subsidiaries Or Affiliates	Domi-ciliary Location	Relation-ship to Reporting Entity	Directly Controlled by (Name of Entity/Person)	Type of Control (Ownership, Board, Management, Attorney-in-Fact, Influence, Other)	If Control is Ownership Provide Percen-tage	Ultimate Controlling Entity(ies)/Person(s)	Is an SCA Filing Re-quired? (Yes/No)	*
.....	AA-2280000 ..	3179774	MetLife Chile Seguros de Vida S.A.CHL.....	..IA.....	MetLife Chile Inversiones Limitada	Ownership.....	..99.997	MetLife, Inc NO.....
.....	AA-2280000 ..	3179774	MetLife Chile Seguros de Vida S.A.CHL.....	..IA.....	International Technical and Advisory Services Limited	Ownership.....	.. 0.003	MetLife, Inc NO.....
.....	Inversiones MetLife Holdco Tres LimitadaCHL.....	..NIA.....	MetLife Chile Inversiones Limitada	Ownership.....	..97.130	MetLife, Inc NO.....
.....	Inversiones MetLife Holdco Tres LimitadaCHL.....	..NIA.....	Inversiones MetLife Holdco Dos Limitada ...	Ownership.....	.. 2.870	MetLife, Inc NO.....
.....	Santiago Stock Exchange (SSE)	AFP Provida S.A. (Chile)CHL.....	..NIA.....	MetLife Chile Inversiones Limitada	Ownership.....	..10.922	MetLife, Inc NO.....
.....	Santiago Stock Exchange (SSE)	AFP Provida S.A. (Chile)CHL.....	..NIA.....	Inversiones MetLife Holdco Tres Limitada ..	Ownership.....	..42.382	MetLife, Inc NO.....
.....	Santiago Stock Exchange (SSE)	AFP Provida S.A. (Chile)CHL.....	..NIA.....	Inversiones MetLife Holdco Dos Limitada ...	Ownership.....	..42.382	MetLife, Inc NO.....
.....	4255282	MetLife Chile Administradora de Mutuos Hipotecarios S.A.CHL.....	..NIA.....	MetLife Chile Seguros de Vida S.A.	Ownership.....	..99.900	MetLife, Inc NO.....
.....	4255282	MetLife Chile Administradora de Mutuos Hipotecarios S.A.CHL.....	..NIA.....	MetLife Chile Inversiones Limitada	Ownership.....	.. 0.100	MetLife, Inc NO.....
.....	Provida Internacional S.A.CHL.....	..NIA.....	AFP Provida S.A. (Chile)	Ownership.....	..99.990	MetLife, Inc NO.....
.....	Provida Internacional S.A.CHL.....	..NIA.....	MetLife Chile Inversiones Limitada	Ownership.....	.. 0.010	MetLife, Inc NO.....
.....	AFP Genesis Administradora de Fondos y Fidecomisos S.A. (Ecuador)ECU.....	..NIA.....	Provida Internacional S.A.	Ownership.....	..99.900	MetLife, Inc NO.....
.....	AFP Genesis Administradora de Fondos y Fidecomisos S.A. (Ecuador)ECU.....	..NIA.....	MetLife Chile Inversiones Limitada	Ownership.....	.. 0.100	MetLife, Inc NO.....
.....	MetLife Chile Seguros Generales S.A. (Chile)CHL.....	..IA.....	MetLife Chile Inversiones Limitada	Ownership.....	..99.990	MetLife, Inc NO.....
.....	MetLife Chile Seguros Generales S.A. (Chile)CHL.....	..IA.....	Inversiones MetLife Holdco Dos Limitada ...	Ownership.....	.. 0.010	MetLife, Inc NO.....
.....	82-2405817	MetLife Investment Management Holdings, LLCDE.....	..NIA.....	MetLife, Inc.	Ownership.....	..100.000	MetLife, Inc NO.....
.....	82-3238385	MetLife Real Estate Lending LLCDE.....	..NIA.....	MetLife Investment Management Holdings, LLC	Ownership.....	..100.000	MetLife, Inc NO.....
.....	82-2405817	ML Venture 1 Servicer, LLCDE.....	..NIA.....	MetLife Investment Management Holdings, LLC	Ownership.....	..100.000	MetLife, Inc NO.....
.....	ML Venture 1 Manager, S. de R.L. de C.V. (Mexico)MEX.....	..NIA.....	MetLife Investment Management Holdings, LLC	Ownership.....	..99.900	MetLife, Inc NO.....
.....	ML Venture 1 Manager, S. de R.L. de C.V. (Mexico)MEX.....	..NIA.....	MetLife Investment Management Holdings (Ireland) Limited (Ireland)	Ownership.....	.. 0.100	MetLife, Inc NO.....
.....	MetLife Investment Management, LLCDE.....	..NIA.....	MetLife Investment Management Holdings, LLC	Ownership.....	..100.000	MetLife, Inc NO.....
.....	82-2405817	MAV G1 Trust Holdings LLCDE.....	..NIA.....	MetLife Investment Management Holdings, LLC	Ownership.....	..100.000	MetLife, Inc NO.....
.....	82-2405817	MAV H1 Trust Holdings LLCDE.....	..NIA.....	MAV H1 Trust Holdings LLC	Ownership.....	..100.000	MetLife, Inc NO.....
.....	82-2405817	MAV H1DE.....	..NIA.....	MetLife Investment Management Holdings, LLC	Ownership.....	..100.000	MetLife, Inc NO.....
.....	82-2405817	MAV G1DE.....	..NIA.....	Ownership.....	..100.000	MetLife, Inc NO.....
.....	38-3853223	MIM I LLCPA.....	..NIA.....	MetLife Investment Management, LLC	Ownership.....	..100.000	MetLife, Inc NO.....
.....	MLIA SBAF Manager, LLC (DE)DE.....	..NIA.....	MetLife Investment Management, LLC	Ownership.....	..100.000	MetLife, Inc NO.....
.....	82-2405817	MLIA SBAF Colony Manager, LLC (DE)DE.....	..NIA.....	MetLife Investment Management, LLC	Ownership.....	..100.000	MetLife, Inc NO.....
.....	MLIA Manager I, LLC (DE)DE.....	..NIA.....	MetLife Investment Management, LLC	Ownership.....	..100.000	MetLife, Inc NO.....
.....	MIM Campus at SOV Manager, LLCDE.....	..NIA.....	MetLife Investment Management, LLC	Ownership.....	..100.000	MetLife, Inc NO.....
.....	MIM Clal General Partner 2.0, LLCDE.....	..NIA.....	MetLife Investment Management, LLC	Ownership.....	..100.000	MetLife, Inc NO.....
.....	1350 Eye Street Manager LLCDE.....	..NIA.....	MetLife Investment Management, LLC	Ownership.....	..100.000	MetLife, Inc NO.....
.....	ML Bellevue Manager, LLCDE.....	..NIA.....	MetLife Investment Management, LLC	Ownership.....	..100.000	MetLife, Inc NO.....

STATEMENT AS OF MARCH 31, 2025 OF THE METROPOLITAN GENERAL INSURANCE COMPANY

SCHEDULE Y
PART 1A - DETAILS OF INSURANCE HOLDING COMPANY SYSTEM

1	2	3	4	5	6	7	8	9	10	11	12	13	14	15	16
Group Code	Group Name	NAIC Company Code	ID Number	Federal RSSD	CIK	Name of Securities Exchange if Publicly Traded (U.S. or International)	Names of Parent, Subsidiaries Or Affiliates	Domi-ciliary Location	Relation-ship to Reporting Entity	Directly Controlled by (Name of Entity/Person)	Type of Control (Ownership, Board, Management, Attorney-in-Fact, Influence, Other)	If Control is Ownership Provide Percen-tage	Ultimate Controlling Entity(ies)/Person(s)	Is an SCA Filing Re-quired? (Yes/No)	*
			13-4075851 ..				ML-URS Port Chester SC Manager, LLC DE.....	.. NIA.....	MetLife Investment Management, LLC	Ownership.....	100.000	MetLife, Inc NO.....
							Hampden Square Manager LLC DE.....	.. NIA.....	MetLife Investment Management, LLC	Ownership.....	100.000	MetLife, Inc NO.....
							ML Terminal 106 Manager, LLC DE.....	.. NIA.....	MetLife Investment Management, LLC	Ownership.....	100.000	MetLife, Inc NO.....
			82-2405817 ..				MIM Steel House Manager, LLC DE.....	.. NIA.....	MetLife Investment Management, LLC	Ownership.....	100.000	MetLife, Inc NO.....
							MetLife Core Property Fund GP, LLC DE.....	.. NIA.....	MetLife Investment Management, LLC	Ownership.....	100.000	MetLife, Inc NO.....
							MetLife Strategic Hotel Debt Fund GP, LLC DE.....	.. NIA.....	MetLife Investment Management, LLC	Ownership.....	100.000	MetLife, Inc NO.....
							MetLife Strategic Hotel Debt Fund LP DE.....	.. NIA.....	MetLife Strategic Hotel Debt Fund GP, LLC	Management.....	0.000	MetLife, Inc NO.....
							MetLife Strategic Hotel Originator, LLC DE.....	.. NIA.....	MetLife Strategic Hotel Debt Fund LP	Ownership.....	100.000	MetLife, Inc NO.....
							MSHDF Holdco I, LLC DE.....	.. NIA.....	MetLife Strategic Hotel Originator, LLC ...	Ownership.....	100.000	MetLife, Inc NO.....
			87-1480804 ..				MSHDF Holdco II, LLC DE.....	.. NIA.....	MetLife Strategic Hotel Originator, LLC ...	Ownership.....	100.000	MetLife, Inc NO.....
							MSHDF Holdco III, LLC DE.....	.. NIA.....	MetLife Strategic Hotel Originator, LLC ...	Ownership.....	100.000	MetLife, Inc NO.....
			87-4795859 ..				MetLife Investment Private Equity Partners Ultimate GP, L.L.C. DE.....	.. NIA.....	MetLife Investment Management, LLC	Ownership.....	100.000	MetLife, Inc NO.....
							MetLife Investment Private Equity Partners GP, L.P. DE.....	.. NIA.....	MetLife Investment Private Equity Partners Ultimate GP, L.L.C.	Management.....	0.000	MetLife, Inc NO.....
							MetLife Investment Private Equity Partners, L.P. DE.....	.. NIA.....	MetLife Investment Private Equity Partners GP, L.P.	Management.....	0.000	MetLife, Inc NO.....
							MetLife Investment Private Equity Partners (Feeder), L.P.CYM.....	.. NIA.....	MetLife Investment Private Equity Partners GP, L.P.	Management.....	0.000	MetLife, Inc NO.....
			86-3778918 ..				MIM CM Syndicator LLC DE.....	.. NIA.....	MetLife Investment Management, LLC	Ownership.....	100.000	MetLife, Inc YES.....
							MetLife Loan Asset Management, LLC DE.....	.. NIA.....	MetLife Investment Management, LLC	Ownership.....	100.000	MetLife, Inc NO.....
			82-2405817 ..				MLIA Park Tower Manager, LLC DE.....	.. NIA.....	MetLife Investment Management, LLC	Ownership.....	100.000	MetLife, Inc NO.....
			46-4140926 ..				MIM Property Management, LLC DE.....	.. NIA.....	MetLife Investment Management, LLC	Ownership.....	100.000	MetLife, Inc NO.....
							MIM MetWest International Manager, LLC DE.....	.. NIA.....	MetLife Investment Management, LLC	Ownership.....	100.000	MetLife, Inc NO.....
							MIM ML-AI Venture 5 Manager, LLC DE.....	.. NIA.....	MetLife Investment Management, LLC	Ownership.....	100.000	MetLife, Inc NO.....
							MIM Clal General Partner, LLC DE.....	.. NIA.....	MetLife Investment Management, LLC	Ownership.....	100.000	MetLife, Inc NO.....
							MetLife 425 MKT Manager, LLC DE.....	.. NIA.....	MetLife Investment Management, LLC	Ownership.....	100.000	MetLife, Inc NO.....
							MIM Rincon Manager, LLC DE.....	.. NIA.....	MetLife Investment Management, LLC	Ownership.....	100.000	MetLife, Inc NO.....
							MIM Property Management of Georgia 1, LLC DE.....	.. NIA.....	MIM Property Management, LLC	Ownership.....	100.000	MetLife, Inc NO.....
							MetLife Enhanced Core Property Fund GP, LLC	.. DE.....	.. NIA.....	MetLife Investment Management, LLC	Ownership.....	100.000	MetLife, Inc NO.....
										MetLife Enhanced Core Property Fund GP, LLC					
			86-3763031 ..				MetLife Enhanced Core Property Fund, LP DE.....	.. NIA.....		Management.....	0.000	MetLife, Inc NO.....
			86-3775579 ..				MetLife Enhanced Core Property REIT, LLC DE.....	.. NIA.....	MetLife Enhanced Core Property Fund, LP ...	Ownership.....	99.900	MetLife, Inc NO.....
							MetLife Enhanced Core Property Holdings, LLC								
								.. DE.....	.. NIA.....	MetLife Enhanced Core Property REIT, LLC .	Ownership.....	100.000	MetLife, Inc NO.....
							MEC Burlington Woods Biocenter, LLC DE.....	.. NIA.....	MEC MA Property REIT, LLC	Ownership.....	100.000	MetLife, Inc NO.....
										MetLife Enhanced Core Property Holdings, LLC					
							MEC Fillmore Cherry Creek, LLC DE.....	.. NIA.....		Ownership.....	100.000	MetLife, Inc NO.....
										MetLife Enhanced Core Property Holdings, LLC					
							MEC MA Property REIT, LLC DE.....	.. NIA.....		Ownership.....	100.000	MetLife, Inc NO.....
										MetLife Enhanced Core Property Holdings, LLC					
							MEC Patriot Park 5, LLC DE.....	.. NIA.....		Ownership.....	100.000	MetLife, Inc NO.....
										MetLife Enhanced Core Property Holdings, LLC					
							MEC Property Management, LLC DE.....	.. NIA.....		Ownership.....	100.000	MetLife, Inc NO.....
										MetLife Enhanced Core Property Holdings, LLC					
							MEC 7001 Arlington, LLC DE.....	.. NIA.....		Ownership.....	100.000	MetLife, Inc NO.....
										MetLife Enhanced Core Property Holdings, LLC					
							MEC Salt Lake City Hotel Owner, LLC DE.....	.. NIA.....		Ownership.....	100.000	MetLife, Inc NO.....
										MetLife Enhanced Core Property Holdings, LLC					
							MEC 83 Happy Valley Member, LLC DE.....	.. NIA.....	LLC	Ownership.....	100.000	MetLife, Inc NO.....

STATEMENT AS OF MARCH 31, 2025 OF THE METROPOLITAN GENERAL INSURANCE COMPANY

SCHEDULE Y

PART 1A - DETAILS OF INSURANCE HOLDING COMPANY SYSTEM

1	2	3	4	5	6	7	8	9	10	11	12	13	14	15	16
Group Code	Group Name	NAIC Company Code	ID Number	Federal RSSD	CIK	Name of Securities Exchange if Publicly Traded (U.S. or International)	Names of Parent, Subsidiaries Or Affiliates	Domi-ciliary Location	Relation-ship to Reporting Entity	Directly Controlled by (Name of Entity/Person)	Type of Control (Ownership, Board, Management, Attorney-in-Fact, Influence, Other)	If Control is Owner-ship Provide Percen-tage	Ultimate Controlling Entity(ies)/Person(s)	Is an SCA Filing Re-quired? (Yes/No)	*
.....	MEC Chapel Hills East Member, LLC DE..... NIA.....	MetLife Enhanced Core Property Holdings, LLC	Ownership.....	.. 100.000	MetLife, Inc NO.....
.....	MEC Rivard Road Member, LLC DE..... NIA.....	MetLife Enhanced Core Property Holdings, LLC	Ownership.....	.. 100.000	MetLife, Inc NO.....
.....	MEC Heritage Creekside Owner, LLC DE..... NIA.....	MetLife Enhanced Core Property Holdings, LLC	Ownership.....	.. 100.000	MetLife, Inc NO.....
.....	MEC Whiteland Logistics, LLC DE..... NIA.....	MetLife Enhanced Core Property Holdings, LLC	Ownership.....	.. 100.000	MetLife, Inc NO.....
.....	MEC ESG TRS, LLC DE..... NIA.....	MetLife Enhanced Core TRS, LLC	Ownership.....	.. 100.000	MetLife, Inc NO.....
.....	MEC Slover Avenue Member, LLC DE..... NIA.....	MetLife Enhanced Core Property Holdings, LLC	Ownership.....	.. 100.000	MetLife, Inc NO.....
.....	MetLife Enhanced Core TRS, LLC DE..... NIA.....	MetLife Enhanced Core Property Holdings, LLC	Ownership.....	.. 100.000	MetLife, Inc NO.....
.....	MEC The Overlook LLC DE..... NIA.....	MetLife Enhanced Core Property Holdings, LLC	Ownership.....	.. 100.000	MetLife, Inc NO.....
.....	MEC Salt Lake City TRS Lessee, LLC DE..... NIA.....	MetLife Enhanced Core TRS, LLC	Ownership.....	.. 100.000	MetLife, Inc NO.....
.....	Commonwealth ML Manager LLC DE..... NIA.....	MetLife Investment Management, LLC	Ownership.....	.. 100.000	MetLife, Inc NO.....
.....	84-5131590	MetLife Japan US Equity Fund LP DE..... NIA.....	MetLife Japan US Equity Fund GP LLC	Management.....	.. 0.000	MetLife, Inc NO.....
.....	81-3382498	MREF 425 MKT, LLC DE..... NIA.....	MetLife Japan US Equity Fund LP	Ownership.....	.. 100.000	MetLife, Inc NO.....
.....	MetLife ConSquare Member, LLC DE..... NIA.....	MetLife Japan US Equity Fund LP	Ownership.....	.. 100.000	MetLife, Inc NO.....
.....	MetLife Japan Water Tower GP LLC DE..... NIA.....	MetLife Investment Management, LLC	Ownership.....	.. 100.000	MetLife, Inc NO.....
.....	MetLife Japan Water Tower Fund LP DE..... NIA.....	MetLife Japan Water Tower GP LLC	Management.....	.. 0.000	MetLife, Inc NO.....
.....	Water Tower Manager LLC DE..... NIA.....	MetLife Investment Management, LLC	Ownership.....	.. 100.000	MetLife, Inc NO.....
.....	MetLife Japan GV GP LLC DE..... NIA.....	MetLife Investment Management, LLC	Ownership.....	.. 100.000	MetLife, Inc NO.....
.....	88-4155515	MetLife Japan GHV (Hotel) Fund LP DE..... NIA.....	MetLife Japan GV GP LLC	Management.....	.. 0.000	MetLife, Inc NO.....
.....	92-0621385	MetLife Japan GMV (Mall) Fund LP DE..... NIA.....	MetLife Japan GV GP LLC	Management.....	.. 0.000	MetLife, Inc NO.....
.....	GV Venture Manager LLC DE..... NIA.....	MetLife Investment Management, LLC	Ownership.....	.. 100.000	MetLife, Inc NO.....
.....	MMIP Manager, LLC DE..... NIA.....	MetLife Investment Management, LLC	Ownership.....	.. 100.000	MetLife, Inc NO.....
.....	MIM Rausch Creek Logistics Center Manager I, LLC DE..... NIA.....	MetLife Investment Management, LLC	Ownership.....	.. 100.000	MetLife, Inc NO.....
.....	MIM Rausch Creek Logistics Center Manager II, LLC DE..... NIA.....	MetLife Investment Management, LLC	Ownership.....	.. 100.000	MetLife, Inc NO.....
.....	MIM Cooperative Manager, LLC DE..... NIA.....	MetLife Investment Management, LLC	Ownership.....	.. 100.000	MetLife, Inc NO.....
.....	26-0333595	MIM EMD GP, LLC DE..... NIA.....	MetLife Investment Management, LLC	Ownership.....	.. 100.000	MetLife, Inc NO.....
.....	MIM FRF I GP, LLC DE..... NIA.....	MetLife Investment Management, LLC	Ownership.....	.. 100.000	MetLife, Inc NO.....
.....	84-4651080	MetLife Floating Rate Fund I, LP DE..... NIA.....	MIM FRF I GP, LLC	Management.....	.. 0.000	MetLife, Inc NO.....
.....	MetLife Emerging Market Debt Blend Fund (Insurance Rated), L.P. DE..... NIA.....	MIM EMD GP, LLC	Management.....	.. 0.000	MetLife, Inc NO.....
.....	85-4233349	MetLife Emerging Market Debt, LP DE..... NIA.....	MIM EMD GP, LLC	Management.....	.. 0.000	MetLife, Inc NO.....
.....	82-2405817	MIM OMD Manager, LLC DE..... NIA.....	MetLife Investment Management, LLC	Ownership.....	.. 100.000	MetLife, Inc NO.....
.....	MIM Alder Avenue Industrial Manager, LLC DE..... NIA.....	MetLife Investment Management, LLC	Ownership.....	.. 100.000	MetLife, Inc NO.....
.....	MIM Valley Boulevard Industrial Manager, LLC DE..... NIA.....	MetLife Investment Management, LLC	Ownership.....	.. 100.000	MetLife, Inc NO.....
.....	MIM Intersect Manager, LLC DE..... NIA.....	MetLife Investment Management, LLC	Ownership.....	.. 100.000	MetLife, Inc NO.....
.....	87-1183667	MIM LS GP, LLC DE..... NIA.....	MetLife Investment Management, LLC	Ownership.....	.. 100.000	MetLife, Inc NO.....
.....	87-1155640	MetLife Long Short Credit Fund, LP DE..... NIA.....	MIM LS GP, LLC	Management.....	.. 0.000	MetLife, Inc NO.....
.....	87-1140307	MetLife Long Short Credit Master Fund, LP DE..... NIA.....	MIM LS GP, LLC	Management.....	.. 0.000	MetLife, Inc NO.....
.....	MetLife Japan US Equity Fund GP LLC DE..... NIA.....	MetLife Investment Management, LLC	Ownership.....	.. 100.000	MetLife, Inc NO.....
.....	MetLife Japan US Equity Owners (Blocker) LLC DE..... NIA.....	MetLife Insurance K.K. (Japan)	Ownership.....	.. 100.000	MetLife, Inc NO.....
.....	MAG Manager LLC DE..... NIA.....	MetLife Investment Management, LLC	Ownership.....	.. 100.000	MetLife, Inc NO.....

STATEMENT AS OF MARCH 31, 2025 OF THE METROPOLITAN GENERAL INSURANCE COMPANY

SCHEDULE Y
PART 1A - DETAILS OF INSURANCE HOLDING COMPANY SYSTEM

1	2	3	4	5	6	7	8	9	10	11	12	13	14	15	16
Group Code	Group Name	NAIC Company Code	ID Number	Federal RSSD	CIK	Name of Securities Exchange if Publicly Traded (U.S. or International)	Names of Parent, Subsidiaries Or Affiliates	Domi-ciliary Location	Relation-ship to Reporting Entity	Directly Controlled by (Name of Entity/Person)	Type of Control (Ownership, Board, Management, Attorney-in-Fact, Influence, Other)	If Control is Ownership Provide Percen-tage	Ultimate Controlling Entity(ies)/Person(s)	Is an SCA Filing Re-quired? (Yes/No)	*
							CW Property Manager LLCDE.....	..NIA.....	MetLife Investment Management, LLC	Ownership.....	100.000	MetLife, IncNO.....
							1960 Grand Manager LLCDE.....	..NIA.....	MetLife Investment Management, LLC	Ownership.....	100.000	MetLife, IncNO.....
							1960 Grand GP LLCDE.....	..NIA.....	MetLife Investment Management, LLC	Ownership.....	100.000	MetLife, IncNO.....
							1960 Grand Fund LPDE.....	..NIA.....	1960 Grand GP LLC	Ownership.....	100.000	MetLife, IncNO.....
							1960 Grand Venture LLCDE.....	..NIA.....	1960 Grand Fund LP	Ownership.....	100.000	MetLife, IncNO.....
							1960 Grand Owner LLCDE.....	..NIA.....	1960 Grand Venture LLC	Ownership.....	100.000	MetLife, IncNO.....
							240 West 35th GP LLCDE.....	..NIA.....	MetLife Investment Management, LLC	Ownership.....	100.000	MetLife, IncNO.....
							240 West 35th Fund LPDE.....	..NIA.....	240 West 35th GP LLC	Management.....	0.000	MetLife, IncNO.....
							240 West 35th Manager LLCDE.....	..NIA.....	MetLife Investment Management, LLC	Ownership.....	100.000	MetLife, IncNO.....
							MetLife Single Family Rental Fund GP, LLCDE.....	..NIA.....	MetLife Investment Management, LLC	Ownership.....	100.000	MetLife, IncNO.....
							MetLife Single Family Rental Fund, LPDE.....	..NIA.....	MetLife Single Family Rental Fund GP, LLC	Management.....	0.000	MetLife, IncNO.....
							MetLife Single Family Rental Feeder A, LPDE.....	..NIA.....	MetLife Single Family Rental Fund GP, LLC	Ownership.....	100.000	MetLife, IncNO.....
							MetLife Single Family Rental Feeder J, LLCDE.....	..NIA.....	MetLife Single Family Rental Fund GP, LLC	Ownership.....	100.000	MetLife, IncNO.....
							MetLife Single Family Rental Holdings A, LPDE.....	..NIA.....	MetLife Single Family Rental Fund GP, LLC	Management.....	0.000	MetLife, IncNO.....
			98-1845139 ..				MetLife International PE Fund IX, LPCYM.....	..NIA.....	MetLife Alternatives GP, LLC	Management.....	0.000	MetLife, IncNO.....
							MIM MPMF Manager LLCDE.....	..NIA.....	MetLife Investment Management, LLC	Ownership.....	100.000	MetLife, IncNO.....
							MetLife Investment Private Equity Partners II								
			82-2405817 ..				Ultimate GP, LLCDE.....	..NIA.....	MetLife Investment Management, LLC	Ownership.....	100.000	MetLife, IncNO.....
							MetLife Investment Private Equity Partners II								
			99-1742313 ..				GP, LPDE.....	..NIA.....	II Ultimate GP, LLC	Management.....	0.000	MetLife, IncNO.....
							MetLife Investment Private Equity Partners								
			99-1686717 ..				II, LPDE.....	..NIA.....	II GP, LP	Management.....	0.000	MetLife, IncNO.....
							MetLife Investment Private Equity Partners II								
			99-1686717 ..				Acquisition Co, LPDE.....	..NIA.....	II, LP	Ownership.....	100.000	MetLife, IncNO.....
							MetLife Investment Private Equity Partners II								
							(Feeder), LPCYM.....	..NIA.....	II GP, LP	Management.....	0.000	MetLife, IncNO.....
			87-4784236 ..				MSFR Sawdust Member, LLCDE.....	..NIA.....	MetLife Single Family Rental Fund, LP	Ownership.....	100.000	MetLife, IncNO.....
			87-4784236 ..				MSFR Acquisition, LLCDE.....	..NIA.....	MetLife Single Family Rental Fund, LP	Ownership.....	100.000	MetLife, IncNO.....
			87-4784236 ..				MSFR Meridian McCordsville Member, LLCDE.....	..NIA.....	MetLife Single Family Rental Fund, LP	Ownership.....	100.000	MetLife, IncNO.....
			87-4784236 ..				MSFR Jimmy Deloach Member, LLCDE.....	..NIA.....	MetLife Single Family Rental Fund, LP	Ownership.....	100.000	MetLife, IncNO.....
			87-4784236 ..				MSFR Jimmy Deloach Preferred Member, LLCDE.....	..NIA.....	MetLife Single Family Rental Fund, LP	Ownership.....	100.000	MetLife, IncNO.....
			87-4784236 ..				MSFR Smith Cline Farm Member, LLCDE.....	..NIA.....	MetLife Single Family Rental Fund, LP	Management.....	0.000	MetLife, IncNO.....
			87-4784236 ..				MSFR Custer 121 Member, LLCDE.....	..NIA.....	MetLife Single Family Rental Fund, LP	Management.....	0.000	MetLife, IncNO.....
			87-4784236 ..				MSFR Horizon Uptown Member, LLCDE.....	..NIA.....	MetLife Single Family Rental Fund, LP	Management.....	0.000	MetLife, IncNO.....
			80-0946518 ..				MetLife Core Property Fund, LPDE.....	..NIA.....	MetLife Core Property Fund GP, LLC	Management.....	0.000	MetLife, IncNO.....
							MCPF Feeder A, LPCYM.....	..NIA.....	MetLife Core Property Fund GP, LLC	Management.....	0.000	MetLife, IncNO.....
			80-0947139 ..				MetLife Core Property REIT, LLCDE.....	..NIA.....	MetLife Core Property Fund, LP	Ownership.....	100.000	MetLife, IncNO.....
			46-3934926 ..				MetLife Core Property Holdings, LLCDE.....	..NIA.....	MetLife Core Property REIT, LLC	Ownership.....	100.000	MetLife, IncNO.....
			80-0947139 ..				MCP Property Management LLCDE.....	..NIA.....	MetLife Core Property Holdings, LLC	Ownership.....	100.000	MetLife, IncNO.....
							MetLife Core Property TRS, LLCDE.....	..NIA.....	MetLife Core Property Holdings, LLC	Ownership.....	100.000	MetLife, IncNO.....
							93 Red River, LPDE.....	..NIA.....	MetLife Core Property Holdings, LLC	Ownership.....	100.000	MetLife, IncNO.....
							MCP Common Desk TRS, LLCDE.....	..NIA.....	MetLife Core Property TRS, LLC	Ownership.....	100.000	MetLife, IncNO.....
							MCP ESG TRS, LLCDE.....	..NIA.....	MetLife Core Property TRS, LLC	Ownership.....	100.000	MetLife, IncNO.....
							MCP Rausch Creek Logistics Center Member I, LLC	..DE.....	..NIA.....	MetLife Core Property Holdings, LLC	Ownership.....	100.000	MetLife, IncNO.....
							MCP Rausch Creek Logistics Center Member II, LLCDE.....	..NIA.....	MetLife Core Property Holdings, LLC	Ownership.....	100.000	MetLife, IncNO.....
							Center Avenue Industrial Venture, LLCDE.....	..NIA.....	MCP Center Avenue Industrial Member, LLC .	Management.....	0.000	MetLife, IncNO.....
							Center Avenue Industrial, LLCDE.....	..NIA.....	Center Avenue Industrial Venture, LLC	Management.....	0.000	MetLife, IncNO.....
			47-1946750 ..				60 11th Street, LLCDE.....	..NIA.....	MetLife Core Property Holdings, LLC	Ownership.....	100.000	MetLife, IncNO.....

STATEMENT AS OF MARCH 31, 2025 OF THE METROPOLITAN GENERAL INSURANCE COMPANY

SCHEDULE Y
PART 1A - DETAILS OF INSURANCE HOLDING COMPANY SYSTEM

1	2	3	4	5	6	7	8	9	10	11	12	13	14	15	16
Group Code	Group Name	NAIC Company Code	ID Number	Federal RSSD	CIK	Name of Securities Exchange if Publicly Traded (U.S. or International)	Names of Parent, Subsidiaries Or Affiliates	Domi-ciliary Location	Relation-ship to Reporting Entity	Directly Controlled by (Name of Entity/Person)	Type of Control (Ownership, Board, Management, Attorney-in-Fact, Influence, Other)	If Control is Ownership Provide Per-centage	Ultimate Controlling Entity(ies)/Person(s)	Is an SCA Filing Re-quired? (Yes/No)	*
							MCP Hub I Property, LLC DE.....	.. NIA.....	MCP Hub I, LLC	Ownership.....	100.000	MetLife, Inc NO.....
							Des Moines Creek Business Park Phase II, LLC DE.....	.. NIA.....						
			80-0947139				MCP One Westside, LLC DE.....	.. NIA.....	MetLife Core Property Holdings, LLC	Ownership.....	100.000	MetLife, Inc NO.....
							MCP 100 Congress Member, LLC DE.....	.. NIA.....	MetLife Core Property Holdings, LLC	Ownership.....	100.000	MetLife, Inc NO.....
							MCP 1500 Michael, LLC DE.....	.. NIA.....	MetLife Core Property Holdings, LLC	Ownership.....	100.000	MetLife, Inc NO.....
			46-4012463				MCP 1900 McKinney, LLC DE.....	.. NIA.....	MetLife Core Property Holdings, LLC	Ownership.....	100.000	MetLife, Inc NO.....
							MCP 2 Ames One, LLC DE.....	.. NIA.....	MetLife Core Property Holdings, LLC	Ownership.....	100.000	MetLife, Inc NO.....
							MCP 2 Ames Owner, LLC DE.....	.. NIA.....	MCP 2 Ames, LLC	Management.....	0.000	MetLife, Inc NO.....
			47-5525469				MCP 2 Ames Two, LLC DE.....	.. NIA.....	MCP 2 Ames, LLC	Management.....	0.000	MetLife, Inc NO.....
			82-2695637				MCP 2 Ames, LLC DE.....	.. NIA.....	MetLife Core Property Holdings, LLC	Ownership.....	100.000	MetLife, Inc NO.....
							MCP 38th West Highland, LLC DE.....	.. NIA.....	MetLife Core Property Holdings, LLC	Ownership.....	100.000	MetLife, Inc NO.....
							MCP 122 E. Sego Lilly, LLC DE.....	.. NIA.....	MetLife Core Property Holdings, LLC	Ownership.....	100.000	MetLife, Inc NO.....
							MCP 50-60 Binney, LLC DE.....	.. NIA.....	MetLife Core Property Holdings, LLC	Ownership.....	100.000	MetLife, Inc NO.....
							MCP 220 York, LLC DE.....	.. NIA.....	MetLife Core Property Holdings, LLC	Ownership.....	100.000	MetLife, Inc NO.....
							MCP 22745 & 22755 Relocation Drive, LLC DE.....	.. NIA.....	MetLife Core Property Holdings, LLC	Ownership.....	100.000	MetLife, Inc NO.....
							MCP 249 Industrial Business Park, LLC DE.....	.. NIA.....	MetLife Core Property Holdings, LLC	Ownership.....	100.000	MetLife, Inc NO.....
			47-1279384				MCP 3040 Post Oak, LLC DE.....	.. NIA.....	MetLife Core Property Holdings, LLC	Ownership.....	100.000	MetLife, Inc NO.....
			83-2471234				MCP 350 Rohlwing, LLC DE.....	.. NIA.....	MetLife Core Property Holdings, LLC	Ownership.....	100.000	MetLife, Inc NO.....
			46-4043244				MCP 550 West Washington, LLC DE.....	.. NIA.....	MetLife Core Property Holdings, LLC	Ownership.....	100.000	MetLife, Inc NO.....
			46-4009393				MCP 7 Riverway, LLC DE.....	.. NIA.....	MetLife Core Property Holdings, LLC	Ownership.....	100.000	MetLife, Inc NO.....
			47-3463114				MCP 9020 Murphy Road, LLC DE.....	.. NIA.....	MetLife Core Property Holdings, LLC	Ownership.....	100.000	MetLife, Inc NO.....
							MCP 93 Red River Member, LLC DE.....	.. NIA.....	MetLife Core Property Holdings, LLC	Ownership.....	100.000	MetLife, Inc NO.....
							MCP Alder Avenue Industrial Member, LLC DE.....	.. NIA.....	MetLife Core Property Holdings, LLC	Ownership.....	100.000	MetLife, Inc NO.....
							MCP Allen Creek Member, LLC DE.....	.. NIA.....	MetLife Core Property Holdings, LLC	Ownership.....	100.000	MetLife, Inc NO.....
			81-0993429				MCP Alley 24 East, LLC DE.....	.. NIA.....	MetLife Core Property Holdings, LLC	Ownership.....	100.000	MetLife, Inc NO.....
			46-3935124				MCP Ashton South End, LLC DE.....	.. NIA.....	MetLife Core Property Holdings, LLC	Ownership.....	100.000	MetLife, Inc NO.....
			80-0947139				MCP Block 23 Residential Owner, LLC DE.....	.. NIA.....	MetLife Core Property Holdings, LLC	Ownership.....	100.000	MetLife, Inc NO.....
							MCP Bradford, LLC DE.....	.. NIA.....	MetLife Core Property Holdings, LLC	Ownership.....	100.000	MetLife, Inc NO.....
							MCP Broadstone, LLC DE.....	.. NIA.....	MetLife Core Property Holdings, LLC	Ownership.....	100.000	MetLife, Inc NO.....
							MCP Buford Logistics Center Bldg B, LLC DE.....	.. NIA.....	MetLife Core Property Holdings, LLC	Ownership.....	100.000	MetLife, Inc NO.....
							MCP Burnside Member, LLC DE.....	.. NIA.....	MetLife Core Property Holdings, LLC	Ownership.....	100.000	MetLife, Inc NO.....
							MCP Center Avenue Industrial Member, LLC DE.....	.. NIA.....	MetLife Core Property Holdings, LLC	Ownership.....	100.000	MetLife, Inc NO.....
							MCP Clawiter Innovation Member, LLC DE.....	.. NIA.....	MetLife Core Property Holdings, LLC	Ownership.....	100.000	MetLife, Inc NO.....
							MCP Denver Pavilions Member, LLC DE.....	.. NIA.....	MetLife Core Property Holdings, LLC	Ownership.....	100.000	MetLife, Inc NO.....
			80-0947139				MCP Dillon, LLC DE.....	.. NIA.....	MetLife Core Property Holdings, LLC	Ownership.....	100.000	MetLife, Inc NO.....
			80-0947139				MCP Dillon Residential, LLC, LLC DE.....	.. NIA.....	MetLife Core Property Holdings, LLC	Ownership.....	100.000	MetLife, Inc NO.....
			46-4024112				MCP EnV Chicago, LLC DE.....	.. NIA.....	MetLife Core Property Holdings, LLC	Ownership.....	100.000	MetLife, Inc NO.....
							MCP Fife Enterprise Center, LLC DE.....	.. NIA.....	MetLife Core Property Holdings, LLC	Ownership.....	100.000	MetLife, Inc NO.....
							MCP Financing, LLC DE.....	.. NIA.....	MetLife Core Property Holdings, LLC	Ownership.....	100.000	MetLife, Inc NO.....
							MCP Frisco Office, LLC DE.....	.. NIA.....	MetLife Core Property Holdings, LLC	Ownership.....	100.000	MetLife, Inc NO.....
							MCP Frisco Office Two, LLC DE.....	.. NIA.....	MetLife Core Property Holdings, LLC	Ownership.....	100.000	MetLife, Inc NO.....
							MCP Gateway Commerce Center 5, LLC DE.....	.. NIA.....	MetLife Core Property Holdings, LLC	Ownership.....	100.000	MetLife, Inc NO.....
							MCP Grapevine, LLC DE.....	.. NIA.....	MetLife Core Property Holdings, LLC	Ownership.....	100.000	MetLife, Inc NO.....
							MCP HH Hotel LB, LLC DE.....	.. NIA.....	MetLife Core Property Holdings, LLC	Ownership.....	100.000	MetLife, Inc NO.....
							MCP HH Hotel LB Trust MD.....	.. NIA.....	MetLife Core Property Holdings, LLC	Ownership.....	100.000	MetLife, Inc NO.....
							MCP HH Hotel TRS, LB, LLC DE.....	.. NIA.....	MCP HH Hotel LB Trust	Management.....	0.000	MetLife, Inc NO.....
							MCP Hub I, LLC DE.....	.. NIA.....	MetLife Core Property Holdings, LLC	Ownership.....	100.000	MetLife, Inc NO.....
							HM Sleepy Hollow LLC (100%) DE.....	.. NIA.....	MetLife Core Property Fund, LP	Ownership.....	100.000	MetLife, Inc NO.....

STATEMENT AS OF MARCH 31, 2025 OF THE METROPOLITAN GENERAL INSURANCE COMPANY

SCHEDULE Y
PART 1A - DETAILS OF INSURANCE HOLDING COMPANY SYSTEM

1	2	3	4	5	6	7	8	9	10	11	12	13	14	15	16
Group Code	Group Name	NAIC Company Code	ID Number	Federal RSSD	CIK	Name of Securities Exchange if Publicly Traded (U.S. or International)	Names of Parent, Subsidiaries Or Affiliates	Domi-ciliary Location	Relation-ship to Reporting Entity	Directly Controlled by (Name of Entity/Person)	Type of Control (Ownership, Board, Management, Attorney-in-Fact, Influence, Other)	If Control is Ownership Provide Percen-tage	Ultimate Controlling Entity(ies)/Person(s)	Is an SCA Filing Re-quired? (Yes/No)	*
							Sleepy Hollow Residences LLC (100%) DE.....	NIA.....	MetLife Core Property Fund, LP	Ownership.....	100.000	MetLife, Inc NO.....
							MCP Key West, LLC DE.....	NIA.....	MetLife Core Property Holdings, LLC	Ownership.....	100.000	MetLife, Inc NO.....
			46-4009454 ..				MCP Lodge At Lakecrest, LLC DE.....	NIA.....	MetLife Core Property Holdings, LLC	Ownership.....	100.000	MetLife, Inc NO.....
							MCP Longhaven Estates Member, LLC DE.....	NIA.....	MetLife Core Property Holdings, LLC	Ownership.....	100.000	MetLife, Inc NO.....
			83-1015971 ..				MCP MA Property REIT, LLC DE.....	NIA.....	MetLife Core Property Holdings, LLC	Ownership.....	100.000	MetLife, Inc NO.....
			47-2338963 ..				MCP Magnolia Park Member, LLC DE.....	NIA.....	MetLife Core Property Holdings, LLC	Ownership.....	100.000	MetLife, Inc NO.....
			46-4012567 ..				MCP Main Street Village, LLC DE.....	NIA.....	MetLife Core Property Holdings, LLC	Ownership.....	100.000	MetLife, Inc NO.....
							MCP Mountain Technology Center Member TRS, LLC DE.....	NIA.....	MetLife Core Property Holdings, LLC	Ownership.....	100.000	MetLife, Inc NO.....
							MCP Northyards Holdco, LLC DE.....	NIA.....	MetLife Core Property Holdings, LLC	Ownership.....	100.000	MetLife, Inc NO.....
			81-1655046 ..				MCP Northyards Master Lessee, LLC DE.....	NIA.....	MCP Northyards Holdco, LLC	Ownership.....	100.000	MetLife, Inc NO.....
			81-1500869 ..				MCP Northyards Owner, LLC DE.....	NIA.....	MCP Northyards Holdco, LLC	Ownership.....	100.000	MetLife, Inc NO.....
							MCP Optimist Park Member, LLC DE.....	NIA.....	MetLife Core Property Holdings, LLC	Ownership.....	100.000	MetLife, Inc NO.....
							MCP Onyx, LLC DE.....	NIA.....	MetLife Core Property Holdings, LLC	Ownership.....	100.000	MetLife, Inc NO.....
			46-4054412 ..				MCP Paragon Point, LLC DE.....	NIA.....	MetLife Core Property Holdings, LLC	Ownership.....	100.000	MetLife, Inc NO.....
			47-1567737 ..				MCP Plaza at Legacy, LLC DE.....	NIA.....	MetLife Core Property Holdings, LLC	Ownership.....	100.000	MetLife, Inc NO.....
							MCP Rancho Village MHC Member, LLC DE.....	NIA.....	MetLife Core Property Holdings, LLC	Ownership.....	100.000	MetLife, Inc NO.....
							MCP Seattle Gateway Industrial 1, LLC DE.....	NIA.....	MetLife Core Property Holdings, LLC	Ownership.....	100.000	MetLife, Inc NO.....
							MCP Seattle Gateway Industrial II, LLC DE.....	NIA.....	MetLife Core Property Holdings, LLC	Ownership.....	100.000	MetLife, Inc NO.....
							MCP Seventh and Osborn Retail Member, LLC DE.....	NIA.....	MetLife Core Property Holdings, LLC	Ownership.....	100.000	MetLife, Inc NO.....
							MCP Astor at Osborn, LLC DE.....	NIA.....	MetLife Core Property Holdings, LLC	Ownership.....	100.000	MetLife, Inc NO.....
							MCP Shakopee, LLC DE.....	NIA.....	MetLife Core Property Holdings, LLC	Ownership.....	100.000	MetLife, Inc NO.....
							MCP Sleepy Hollow Member, LLC DE.....	NIA.....	MetLife Core Property Holdings, LLC	Ownership.....	100.000	MetLife, Inc NO.....
			46-4075562 ..				MCP SoCal Industrial - Anaheim, LLC DE.....	NIA.....	MetLife Core Property Holdings, LLC	Ownership.....	100.000	MetLife, Inc NO.....
			46-4388617 ..				MCP SoCal Industrial Bernardo, LLC DE.....	NIA.....	MetLife Core Property Holdings, LLC	Ownership.....	100.000	MetLife, Inc NO.....
			46-4100416 ..				MCP SoCal Industrial Concourse, LLC DE.....	NIA.....	MetLife Core Property Holdings, LLC	Ownership.....	100.000	MetLife, Inc NO.....
			46-4064679 ..				MCP SoCal Industrial Fullerton, LLC DE.....	NIA.....	MetLife Core Property Holdings, LLC	Ownership.....	100.000	MetLife, Inc NO.....
			46-4088528 ..				MCP SoCal Industrial Kellwood, LLC DE.....	NIA.....	MetLife Core Property Holdings, LLC	Ownership.....	100.000	MetLife, Inc NO.....
			46-4111195 ..				MCP SoCal Industrial LAX, LLC DE.....	NIA.....	MetLife Core Property Holdings, LLC	Ownership.....	100.000	MetLife, Inc NO.....
			46-4054257 ..				MCP SoCal Industrial Loker, LLC DE.....	NIA.....	MetLife Core Property Holdings, LLC	Ownership.....	100.000	MetLife, Inc NO.....
			80-0947139 ..				MCP SoCal Industrial Redondo, LLC DE.....	NIA.....	MetLife Core Property Holdings, LLC	Ownership.....	100.000	MetLife, Inc NO.....
			46-4100363 ..				MCP SoCal Industrial Springdale, LLC DE.....	NIA.....	MetLife Core Property Holdings, LLC	Ownership.....	100.000	MetLife, Inc NO.....
							MCP Stateline, LLC DE.....	NIA.....	MetLife Core Property Holdings, LLC	Ownership.....	100.000	MetLife, Inc NO.....
			46-4023987 ..				MCP The Palms at Doral, LLC DE.....	NIA.....	MetLife Core Property Holdings, LLC	Ownership.....	100.000	MetLife, Inc NO.....
			47-4062730 ..				MCP Trimble Campus, LLC DE.....	NIA.....	MetLife Core Property Holdings, LLC	Ownership.....	100.000	MetLife, Inc NO.....
							MCP Union Row, LLC DE.....	NIA.....	MetLife Core Property Holdings, LLC	Ownership.....	100.000	MetLife, Inc NO.....
							MCP Valley Boulevard Industrial Member, LLC DE.....	NIA.....	MetLife Core Property Holdings, LLC	Ownership.....	100.000	MetLife, Inc NO.....
							MCP Valley Forge One, LLC DE.....	NIA.....	MCP Valley Forge, LLC	Management.....	0.000	MetLife, Inc NO.....
							MCP Valley Forge Owner, LLC DE.....	NIA.....	MCP Valley Forge, LLC	Management.....	0.000	MetLife, Inc NO.....
							MCP Valley Forge Two, LLC DE.....	NIA.....	MCP Valley Forge, LLC	Ownership.....	100.000	MetLife, Inc NO.....
							MCP Valley Forge, LLC DE.....	NIA.....	MetLife Core Property Holdings, LLC	Ownership.....	100.000	MetLife, Inc NO.....
							MCP Vance Jackson, LLC DE.....	NIA.....	MetLife Core Property Holdings, LLC	Ownership.....	100.000	MetLife, Inc NO.....
							MCP Vineyard Avenue Member, LLC DE.....	NIA.....	MetLife Core Property Holdings, LLC	Ownership.....	100.000	MetLife, Inc NO.....
			47-1967401 ..				MCP VOA I & III, LLC DE.....	NIA.....	MCP VOA Holdings, LLC	Ownership.....	100.000	MetLife, Inc NO.....
			47-1975006 ..				MCP VOA Holdings, LLC DE.....	NIA.....	MetLife Core Property Holdings, LLC	Ownership.....	100.000	MetLife, Inc NO.....
			47-1966785 ..				MCP VOA II, LLC DE.....	NIA.....	MCP VOA Holdings, LLC	Ownership.....	100.000	MetLife, Inc NO.....
			83-2524541 ..				MCP Wellington, LLC DE.....	NIA.....	MetLife Core Property Holdings, LLC	Ownership.....	100.000	MetLife, Inc NO.....
							MCP West Broad Marketplace, LLC DE.....	NIA.....	MetLife Core Property Holdings, LLC	Ownership.....	100.000	MetLife, Inc NO.....
							MCP West Fork, LLC DE.....	NIA.....	MetLife Core Property Holdings, LLC	Ownership.....	100.000	MetLife, Inc NO.....

STATEMENT AS OF MARCH 31, 2025 OF THE METROPOLITAN GENERAL INSURANCE COMPANY

SCHEDULE Y

PART 1A - DETAILS OF INSURANCE HOLDING COMPANY SYSTEM

1	2	3	4	5	6	7	8	9	10	11	12	13	14	15	16
Group Code	Group Name	NAIC Company Code	ID Number	Federal RSSD	CIK	Name of Securities Exchange if Publicly Traded (U.S. or International)	Names of Parent, Subsidiaries Or Affiliates	Domi-ciliary Loca-tion	Relation-ship to Reporting Entity	Directly Controlled by (Name of Entity/Person)	Type of Control (Ownership, Board, Management, Attorney-in-Fact, Influence, Other)	13 If Control is Owner-ship Provide Percen-tage	Ultimate Controlling Entity(ies)/Person(s)	Is an SCA Filing Re-quired? (Yes/No)	*
			83-1015971				MCP – English Village, LLC	DE	NIA	MetLife Core Property Holdings, LLC	Ownership	100.000	MetLife, Inc	NO	
							MCPF Needham, LLC	DE	NIA	MCP MA Property REIT, LLC	Ownership	100.000	MetLife, Inc	NO	
							MCPF Acquisition, LLC	DE	NIA	MetLife Core Property Holdings, LLC	Ownership	100.000	MetLife, Inc	NO	
							MCPF Foxborough, LLC	DE	NIA	MCP MA Property REIT, LLC	Ownership	100.000	MetLife, Inc	NO	
							Mountain Technology Center A, LLC	DE	NIA	MCP Mountain Technology Center Member TRS, LLC	Ownership	100.000	MetLife, Inc	NO	
							Mountain Technology Center B, LLC	DE	NIA	MCP Mountain Technology Center Member TRS, LLC	Ownership	100.000	MetLife, Inc	NO	
							Mountain Technology Center C, LLC	DE	NIA	MCP Mountain Technology Center Member TRS, LLC	Ownership	100.000	MetLife, Inc	NO	
							Mountain Technology Center D, LLC	DE	NIA	MCP Mountain Technology Center Member TRS, LLC	Ownership	100.000	MetLife, Inc	NO	
							Mountain Technology Center E, LLC	DE	NIA	LLC	Ownership	100.000	MetLife, Inc	NO	
							Vineyard Avenue Industrial Venture, LLC	DE	NIA	MCP Vineyard Avenue Member, LLC	Management	0.000	MetLife, Inc	NO	
							Vineyard Avenue Industrial, LLC	DE	NIA	Vineyard Avenue Industrial Venture, LLC	Management	0.000	MetLife, Inc	NO	
							MCP MCFA Additional PropCo 1, LLC	DE	NIA	MetLife Core Property Holdings, LLC	Ownership	100.000	MetLife, Inc	NO	
							MCP MCFA Additional PropCo 2, LLC	DE	NIA	MetLife Core Property Holdings, LLC	Ownership	100.000	MetLife, Inc	NO	
							MCP MCFA Additional PropCo 3, LLC	DE	NIA	MetLife Core Property Holdings, LLC	Ownership	100.000	MetLife, Inc	NO	
							MCP MCFA Additional PropCo 4, LLC	DE	NIA	MetLife Core Property Holdings, LLC	Ownership	100.000	MetLife, Inc	NO	
			83-3534689				Clawiter Investors LLC	DE	NIA	MCP Clawiter Innovation Member, LLC	Ownership	100.000	MetLife, Inc	NO	
			83-3534689				Clawiter Innovation LLC	DE	NIA	Clawiter Investors LLC	Ownership	100.000	MetLife, Inc	NO	
			83-3534689				Clawiter Industrial LLC	DE	NIA	Clawiter Investors LLC	Ownership	100.000	MetLife, Inc	NO	
							MCP MCFA Additional PropCo 5, LLC	DE	NIA	MetLife Core Property Holdings, LLC	Ownership	100.000	MetLife, Inc	NO	
							MetLife Senior Direct Lending GP, LLC	DE	NIA	MetLife Investment Management, LLC	Ownership	100.000	MetLife, Inc	NO	
			93-3101624				MetLife Senior Direct Lending GP II, LLC	DE	NIA	MetLife Investment Management, LLC	Ownership	100.000	MetLife, Inc	NO	
			93-3089465				MetLife Senior Direct Lending Fund II, LP	DE	NIA	MetLife Senior Direct Lending GP II, LLC	Management	0.000	MetLife, Inc	NO	
							MLJ US Feeder LLC	DE	NIA	MetLife Senior Direct Lending GP, LLC	Management	0.000	MetLife, Inc	NO	
							MetLife Senior Direct Lending Finco, LLC	DE	NIA	MetLife Senior Direct Lending GP, LLC	Ownership	100.000	MetLife, Inc	NO	
							MetLife Senior Direct Lending Holdings, LP	DE	NIA	MetLife Senior Direct Lending GP, LLC	Ownership	100.000	MetLife, Inc	NO	
			87-1640780				MetLife MMPD II Special, LLC	DE	NIA	MetLife Investment Management, LLC	Ownership	100.000	MetLife, Inc	NO	
							MetLife Middle Market Private Debt Parallel GP, LLC (DE)	DE	NIA	MetLife Investment Management, LLC	Ownership	100.000	MetLife, Inc	NO	
							MetLife Middle Market Private Debt Parallel Fund, LP	CYM	NIA	MetLife Middle Market Private Debt Parallel GP, LLC (DE)	Management	0.000	MetLife, Inc	NO	
							MMPDF Brewer Blocker, LLC	DE	NIA	MetLife Middle Market Private Debt Parallel Fund, LP	Management	0.000	MetLife, Inc	NO	
							MetLife Middle Market Private Debt GP, LLC (DE)	DE	NIA	MetLife Investment Management, LLC	Ownership	100.000	MetLife, Inc	NO	
							MetLife Middle Market Private Debt Fund, LP (DE)	DE	NIA	MetLife Middle Market Private Debt GP, LLC (DE)	Management	0.000	MetLife, Inc	NO	
			86-1562501				MMPDF Gloves Holdings, LP (DE)	DE	NIA	MetLife Middle Market Private Debt GP, LLC (DE)	Management	0.000	MetLife, Inc	NO	
			87-1613098				MetLife Middle Market Private Debt GP II, LLC	DE	NIA	MetLife Investment Management, LLC	Ownership	100.000	MetLife, Inc	NO	
			87-1583660				MetLife Middle Market Private Debt Fund II, LP	DE	NIA	MetLife Middle Market Private Debt GP II, LLC	Management	0.000	MetLife, Inc	NO	
							MetLife Opportunistic Real Estate Debt Fund GP, LLC	DE	NIA	MetLife Investment Management, LLC	Ownership	100.000	MetLife, Inc	NO	
							MetLife Opportunistic Real Estate Debt Fund, LP	DE	NIA	MetLife Opportunistic Real Estate Debt Fund GP, LLC	Management	0.000	MetLife, Inc	NO	

STATEMENT AS OF MARCH 31, 2025 OF THE METROPOLITAN GENERAL INSURANCE COMPANY

SCHEDULE Y
PART 1A - DETAILS OF INSURANCE HOLDING COMPANY SYSTEM

1	2	3	4	5	6	7	8	9	10	11	12 Type of Control (Ownership, Board, Management, Attorney-in-Fact, Influence, Other)	13 If Control is Owner- ship Provide Percen- tage	14 Ultimate Controlling Entity(ies)/Person(s)	15 Is an SCA Filing Re- quired? (Yes/No)	16 *
Group Code	Group Name	NAIC Company Code	ID Number	Federal RSSD	CIK	Name of Securities Exchange if Publicly Traded (U.S. or International)	Names of Parent, Subsidiaries Or Affiliates	Domi- ciliary Loca- tion	Relation- ship to Reporting Entity	Directly Controlled by (Name of Entity/Person)					
....	MORE Originator, LLCDE.....NIA.....	MetLife Opportunistic Real Estate Debt Fund, LP	Ownership.....	..100.000 ..	MetLife, IncNO.....
....	MORE Holdco I, LLCDE.....NIA.....	MORE Originator, LLC	Ownership.....	..100.000 ..	MetLife, IncNO.....
....	MetLife Opportunistic Real Estate Debt Feeder Fund, LPCYM.....NIA.....	MetLife Opportunistic Real Estate Debt Fund GP, LLC	Management.....	..0.000 ..	MetLife, IncNO.....
....	225 6th Street Manager LLCDE.....NIA.....	MetLife Investment Management, LLC	Ownership.....	..100.000 ..	MetLife, IncNO.....
....	13-4075851	MetLife Commercial Mortgage Income Fund GP, LLCDE.....NIA.....	MetLife Investment Management, LLC	Ownership.....	..100.000 ..	MetLife, IncNO.....
....	47-2630137	MetLife Commercial Mortgage Income Fund, LPDE.....NIA.....	MetLife Commercial Mortgage Income Fund GP, LLC	Management.....	..0.000 ..	MetLife, IncNO.....
....	47-2688528	MetLife Commercial Mortgage REIT, LLCDE.....NIA.....	MetLife Commercial Mortgage REIT, LLC	Ownership.....	..100.000 ..	MetLife, IncNO.....
....	47-2703778	MetLife Commercial Mortgage Originator, LLCDE.....NIA.....	MetLife Commercial Mortgage REIT, LLC	Ownership.....	..100.000 ..	MetLife, IncNO.....
....	47-5495603	MCMIF Holdco I, LLCDE.....NIA.....	MetLife Commercial Mortgage Originator, LLC	Ownership.....	..100.000 ..	MetLife, IncNO.....
....	MCMIF Holdco II, LLCDE.....NIA.....	MetLife Commercial Mortgage Originator, LLC	Ownership.....	..100.000 ..	MetLife, IncNO.....
....	MCMIF Holdco III, LLCDE.....NIA.....	MetLife Commercial Mortgage Originator, LLC	Ownership.....	..100.000 ..	MetLife, IncNO.....
....	47-2688528	MCMIF Holdco IV, LLCDE.....NIA.....	MetLife Commercial Mortgage REIT, LLC	Ownership.....	..100.000 ..	MetLife, IncNO.....
....	MCMIF TRS II, LLCDE.....NIA.....	MetLife Commercial Mortgage REIT, LLC	Ownership.....	..100.000 ..	MetLife, IncNO.....
....	98-1150291	MetLife Alternatives GP, LLCDE.....NIA.....	MetLife Investment Management, LLC	Ownership.....	..100.000 ..	MetLife, IncNO.....
....	98-1226825	MetLife International HF Partners, LPCYM.....NIA.....	MetLife Alternatives GP, LLC	Management.....	..0.000 ..	MetLife, IncNO.....
....	98-1277596	MetLife International PE Fund III, LPCYM.....NIA.....	MetLife Alternatives GP, LLC	Management.....	..0.000 ..	MetLife, IncNO.....
....	98-1339546	MetLife International PE Fund IV, LPCYM.....NIA.....	MetLife Alternatives GP, LLC	Management.....	..0.000 ..	MetLife, IncNO.....
....	98-1396743	MetLife International PE Fund V, LPCYM.....NIA.....	MetLife Alternatives GP, LLC	Management.....	..0.000 ..	MetLife, IncNO.....
....	98-1515673	MetLife International PE Fund VI, LPCYM.....NIA.....	MetLife Alternatives GP, LLC	Management.....	..0.000 ..	MetLife, IncNO.....
....	98-1708851	MetLife International PE Fund VII, LPCYM.....NIA.....	MetLife Alternatives GP, LLC	Management.....	..0.000 ..	MetLife, IncNO.....
....	MetLife International PE Fund VIII, LPCYM.....NIA.....	MetLife Alternatives GP, LLC	Management.....	..0.000 ..	MetLife, IncNO.....

Asterisk	Explanation
1	MetLife Global Holding Company II LLC (Swiss and DE) is dual chartered in DE and Switzerland.

PART 1 - LOSS EXPERIENCE

Line of Business		Current Year to Date			4 Prior Year to Date Direct Loss Percentage
		1 Direct Premiums Earned	2 Direct Losses Incurred	3 Direct Loss Percentage	
1.	Fire				
2.1	Allied Lines				
2.2	Multiple peril crop				
2.3	Federal flood				
2.4	Private crop				
2.5	Private flood				
3.	Farmowners multiple peril				
4.	Homeowners multiple peril				24,710.7
5.1	Commercial multiple peril (non-liability portion)				
5.2	Commercial multiple peril (liability portion)				
6.	Mortgage guaranty				
8.	Ocean marine				
9.1	Inland marine				
9.2	Pet insurance	69,991,397	64,938,415	92.8	98.5
10.	Financial guaranty				
11.1	Medical professional liability - occurrence				
11.2	Medical professional liability - claims-made				
12.	Earthquake				
13.1	Comprehensive (hospital and medical) individual				
13.2	Comprehensive (hospital and medical) group				
14.	Credit accident and health				
15.1	Vision only				
15.2	Dental only				
15.3	Disability income				
15.4	Medicare supplement				
15.5	Medicaid Title XIX				
15.6	Medicare Title XVIII				
15.7	Long-term care				
15.8	Federal employees health benefits plan				
15.9	Other health				
16.	Workers' compensation				
17.1	Other liability - occurrence				
17.2	Other liability - claims-made				
17.3	Excess workers' compensation				
18.1	Products liability - occurrence				
18.2	Products liability - claims-made				
19.1	Private passenger auto no-fault (personal injury protection)		(51,800)		
19.2	Other private passenger auto liability		(170,996)		61,250.1
19.3	Commercial auto no-fault (personal injury protection)				
19.4	Other commercial auto liability				
21.1	Private passenger auto physical damage		(6,504)		(25,314.3)
21.2	Commercial auto physical damage				
22.	Aircraft (all perils)				
23.	Fidelity				
24.	Surety				
26.	Burglary and theft				
27.	Boiler and machinery				
28.	Credit				
29.	International				
30.	Warranty				
31.	Reinsurance - Nonproportional Assumed Property	XXX	XXX	XXX	XXX
32.	Reinsurance - Nonproportional Assumed Liability	XXX	XXX	XXX	XXX
33.	Reinsurance - Nonproportional Assumed Financial Lines	XXX	XXX	XXX	XXX
34.	Aggregate write-ins for other lines of business	65,563,326	27,545,963	42.0	27.8
35.	Totals	135,554,723	92,255,078	68.1	64.3
DETAILS OF WRITE-INS					
3401.	Prepaid legal	65,563,326	27,545,963	42.0	27.8
3402.				
3403.				
3498.	Summary of remaining write-ins for Line 34 from overflow page				
3499.	Totals (Lines 3401 through 3403 plus 3498)(Line 34 above)	65,563,326	27,545,963	42.0	27.8

PART 2 - DIRECT PREMIUMS WRITTEN

Line of Business		1 Current Quarter	2 Current Year to Date	3 Prior Year Year to Date
1.	Fire			
2.1	Allied Lines			
2.2	Multiple peril crop			
2.3	Federal flood			
2.4	Private crop			
2.5	Private flood			
3.	Farmowners multiple peril			
4.	Homeowners multiple peril			(122)
5.1	Commercial multiple peril (non-liability portion)			
5.2	Commercial multiple peril (liability portion)			
6.	Mortgage guaranty			
8.	Ocean marine			
9.1	Inland marine			
9.2	Pet insurance	90,805,859	90,805,859	64,078,996
10.	Financial guaranty			
11.1	Medical professional liability - occurrence			
11.2	Medical professional liability - claims-made			
12.	Earthquake			
13.1	Comprehensive (hospital and medical) individual			
13.2	Comprehensive (hospital and medical) group			
14.	Credit accident and health			
15.1	Vision only			
15.2	Dental only			
15.3	Disability income			
15.4	Medicare supplement			
15.5	Medicaid Title XIX			
15.6	Medicare Title XVIII			
15.7	Long-term care			
15.8	Federal employees health benefits plan			
15.9	Other health			
16.	Workers' compensation			
17.1	Other liability - occurrence			
17.2	Other liability - claims-made			
17.3	Excess workers' compensation			
18.1	Products liability - occurrence			
18.2	Products liability - claims-made			
19.1	Private passenger auto no-fault (personal injury protection)			
19.2	Other private passenger auto liability			(456)
19.3	Commercial auto no-fault (personal injury protection)			
19.4	Other commercial auto liability			
21.1	Private passenger auto physical damage			
21.2	Commercial auto physical damage			
22.	Aircraft (all perils)			
23.	Fidelity			
24.	Surety			
26.	Burglary and theft			
27.	Boiler and machinery			
28.	Credit			
29.	International			
30.	Warranty			
31.	Reinsurance - Nonproportional Assumed Property	XXX	XXX	XXX
32.	Reinsurance - Nonproportional Assumed Liability	XXX	XXX	XXX
33.	Reinsurance - Nonproportional Assumed Financial Lines	XXX	XXX	XXX
34.	Aggregate write-ins for other lines of business	238,539,538	238,539,538	129,004,606
35.	Totals	329,345,397	329,345,397	193,083,024
DETAILS OF WRITE-INS				
3401.	Prepaid legal	238,539,538	238,539,538	129,004,606
3402.			
3403.			
3498.	Summary of remaining write-ins for Line 34 from overflow page			
3499.	Totals (Lines 3401 through 3403 plus 3498)(Line 34 above)	238,539,538	238,539,538	129,004,606

STATEMENT AS OF MARCH 31, 2025 OF THE METROPOLITAN GENERAL INSURANCE COMPANY

PART 3 (\$000 OMITTED)

LOSS AND LOSS ADJUSTMENT EXPENSE RESERVES SCHEDULE

	1	2	3	4	5	6	7	8	9	10	11	12	13	
Years in Which Losses Occurred	Prior Year-End Known Case Loss and LAE Reserves	Prior Year-End IBNR Loss and LAE Reserves	Total Prior Year-End Loss and LAE Reserves (Cols. 1+2)	2025 Loss and LAE Payments on Claims Reported as of Prior Year-End	2025 Loss and LAE Payments on Claims Unreported as of Prior Year-End	Total 2025 Loss and LAE Payments (Cols. 4+5)	Q.S. Date Known Case Loss and LAE Reserves on Claims Reported and Open as of Prior Year End	Q.S. Date Known Case Loss and LAE Reserves on Claims Reported or Reopened Subsequent to Prior Year End	Q.S. Date IBNR Loss and LAE Reserves	Total Q.S. Loss and LAE Reserves (Cols.7+8+9)	Prior Year-End Known Case Loss and LAE Reserves Developed (Savings)/ Deficiency (Cols.4+7 minus Col. 1)	Prior Year-End IBNR Loss and LAE Reserves Developed (Savings)/ Deficiency (Cols. 5+8+9 minus Col. 2)	Prior Year-End Total Loss and LAE Reserve Developed (Savings)/ Deficiency (Cols. 11+12)	
1. 2022 + Prior 1 15757 56 56	
2. 2023 85 85 4,338 4,338 50 50 4,303 4,303	
3. Subtotals 2023 + Prior 86 86 4,395 4,395 50 50 4,359 4,359	
4. 2024 33,029 33,02927,28427,284 7,182 7,182 1,437 1,437	
5. Subtotals 2024 + Prior 33,115 33,11531,67931,679 7,232 7,232 5,796 5,796	
6. 2025XXX.....XXX.....XXX.....XXX.....61,74161,741XXX.....29,14629,146XXX.....XXX.....XXX.....	
7. Totals 33,115 33,115 93,420 93,420 36,378 36,378 5,796 5,796	
8. Prior Year-End Surplus As Regards Policyholders204,898.....											Col. 11, Line 7 As % of Col. 1 Line 7	Col. 12, Line 7 As % of Col. 2 Line 7	Col. 13, Line 7 As % of Col. 3 Line 7
												1.	2. 17.5	3. 17.5
												Col. 13, Line 7 As a % of Col. 1 Line 8		
												4. 2.8		

STATEMENT AS OF MARCH 31, 2025 OF THE METROPOLITAN GENERAL INSURANCE COMPANY

SUPPLEMENTAL EXHIBITS AND SCHEDULES INTERROGATORIES

The following supplemental reports are required to be filed as part of your statement filing. However, in the event that your company does not transact the type of business for which the special report must be filed, your response of NO to the specific interrogatory will be accepted in lieu of filing a "NONE" report and a bar code will be printed below. If the supplement is required of your company but is not being filed for whatever reason enter SEE EXPLANATION and provide an explanation following the interrogatory questions.


	Response
1. Will the Trusteed Surplus Statement be filed with the state of domicile and the NAIC with this statement?	NO
2. Will Supplement A to Schedule T (Medical Professional Liability Supplement) be filed with this statement?	NO
3. Will the Medicare Part D Coverage Supplement be filed with the state of domicile and the NAIC with this statement?	NO
4. Will the Director and Officer Insurance Coverage Supplement be filed with the state of domicile and the NAIC with this statement?	NO
AUGUST FILING	
5. Will the regulator-only (non-public) Communication of Internal Control Related Matters Noted in Audit be filed with the state of domicile and electronically with the NAIC (as a regulator-only non-public document) by August 1? The response for 1st and 3rd quarters should be N/A. A NO response resulting with a bar code is only appropriate in the 2nd quarter.	N/A

Explanations:

1.
2.
3.
4.

Bar Codes:

1. Trusteed Surplus Statement [Document Identifier 490]
2. Supplement A to Schedule T [Document Identifier 455]
3. Medicare Part D Coverage Supplement [Document Identifier 365]
4. Director and Officer Supplement [Document Identifier 505]



NONE

SCHEDULE A - VERIFICATION

Real Estate

	1	2
	Year to Date	Prior Year Ended December 31
1. Book/adjusted carrying value, December 31 of prior year		
2. Cost of acquired:		
2.1 Actual cost at time of acquisition		
2.2 Additional investment made after acquisition		
3. Current year change in encumbrances		
4. Total gain (loss) on disposals		
5. Deduct amounts received on disposals		
6. Total foreign exchange change in book/adjusted carrying value		
7. Deduct current year's other than temporary impairment recognized		
8. Deduct current year's depreciation		
9. Book/adjusted carrying value at the end of current period (Lines 1+2+3+4-5+6-7-8)		
10. Deduct total nonadmitted amounts		
11. Statement value at end of current period (Line 9 minus Line 10)		

SCHEDULE B - VERIFICATION

Mortgage Loans

	1	2
	Year to Date	Prior Year Ended December 31
1. Book value/recorded investment excluding accrued interest, December 31 of prior year		
2. Cost of acquired:		
2.1 Actual cost at time of acquisition		
2.2 Additional investment made after acquisition		
3. Capitalized deferred interest and other		
4. Accrual of discount		
5. Unrealized valuation increase/(decrease)		
6. Total gain (loss) on disposals		
7. Deduct amounts received on disposals		
8. Deduct amortization of premium and mortgage interest paid and commitment fees		
9. Total foreign exchange change in book value/recorded investment excluding accrued interest		
10. Deduct current year's other than temporary impairment recognized		
11. Book value/recorded investment excluding accrued interest at end of current period (Lines 1+2+3+4+5+6-7-8+9-10)		
12. Total valuation allowance		
13. Subtotal (Line 11 plus Line 12)		
14. Deduct total nonadmitted amounts		
15. Statement value at end of current period (Line 13 minus Line 14)		

SCHEDULE BA - VERIFICATION

Other Long-Term Invested Assets

	1	2
	Year to Date	Prior Year Ended December 31
1. Book/adjusted carrying value, December 31 of prior year		
2. Cost of acquired:		
2.1 Actual cost at time of acquisition		
2.2 Additional investment made after acquisition		
3. Capitalized deferred interest and other		
4. Accrual of discount		
5. Unrealized valuation increase/(decrease)		
6. Total gain (loss) on disposals		
7. Deduct amounts received on disposals		
8. Deduct amortization of premium, depreciation and proportional amortization		
9. Total foreign exchange change in book/adjusted carrying value		
10. Deduct current year's other than temporary impairment recognized		
11. Book/adjusted carrying value at end of current period (Lines 1+2+3+4+5+6-7-8+9-10)		
12. Deduct total nonadmitted amounts		
13. Statement value at end of current period (Line 11 minus Line 12)		

SCHEDULE D - VERIFICATION

Bonds and Stocks

	1	2
	Year to Date	Prior Year Ended December 31
1. Book/adjusted carrying value of bonds and stocks, December 31 of prior year	173,268,861	42,349,354
2. Cost of bonds and stocks acquired	5,759,811	159,812,995
3. Accrual of discount	51,410	164,793
4. Unrealized valuation increase/(decrease)		32,852
5. Total gain (loss) on disposals		30,143
6. Deduct consideration for bonds and stocks disposed of	6,643,692	28,852,297
7. Deduct amortization of premium	65,088	268,979
8. Total foreign exchange change in book/adjusted carrying value		
9. Deduct current year's other than temporary impairment recognized		
10. Total investment income recognized as a result of prepayment penalties and/or acceleration fees		
11. Book/adjusted carrying value at end of current period (Lines 1+2+3+4+5-6-7+8-9+10)	172,371,302	173,268,861
12. Deduct total nonadmitted amounts		
13. Statement value at end of current period (Line 11 minus Line 12)	172,371,302	173,268,861

STATEMENT AS OF MARCH 31, 2025 OF THE METROPOLITAN GENERAL INSURANCE COMPANY

SCHEDULE D - PART 1B

Showing the Acquisitions, Dispositions and Non-Trading Activity
During the Current Quarter for all Bonds and Preferred Stock by NAIC Designation

NAIC Designation	1 Book/Adjusted Carrying Value Beginning of Current Quarter	2 Acquisitions During Current Quarter	3 Dispositions During Current Quarter	4 Non-Trading Activity During Current Quarter	5 Book/Adjusted Carrying Value End of First Quarter	6 Book/Adjusted Carrying Value End of Second Quarter	7 Book/Adjusted Carrying Value End of Third Quarter	8 Book/Adjusted Carrying Value December 31 Prior Year
ISSUER CREDIT OBLIGATIONS (ICO)								
1. NAIC 1 (a)	71,577,069	189,911,340	180,174,969	470,193	81,783,633			71,577,069
2. NAIC 2 (a)	33,971,125	59,811	417,958	452	33,613,430			33,971,125
3. NAIC 3 (a)	5,080,855			3,908	5,084,763			5,080,855
4. NAIC 4 (a)								
5. NAIC 5 (a)								
6. NAIC 6 (a)								
7. Total ICO	110,629,049	189,971,151	180,592,927	474,553	120,481,826			110,629,049
ASSET-BACKED SECURITIES (ABS)								
8. NAIC 1	101,603,781		6,225,734	5,924	95,383,971			101,603,781
9. NAIC 2								
10. NAIC 3								
11. NAIC 4								
12. NAIC 5								
13. NAIC 6								
14. Total ABS	101,603,781		6,225,734	5,924	95,383,971			101,603,781
PREFERRED STOCK								
15. NAIC 1								
16. NAIC 2								
17. NAIC 3								
18. NAIC 4								
19. NAIC 5								
20. NAIC 6								
21. Total Preferred Stock								
22. Total ICO, ABS & Preferred Stock	212,232,830	189,971,151	186,818,661	480,477	215,865,797			212,232,830

(a) Book/Adjusted Carrying Value column for the end of the current reporting period includes the following amount of short-term and cash equivalent bonds by NAIC designation:

NAIC 1 \$ 43,494,495 ; NAIC 2 \$; NAIC 3 \$ NAIC 4 \$; NAIC 5 \$; NAIC 6 \$

Schedule DA - Part 1 - Short-Term Investments

N O N E

Schedule DA - Verification - Short-Term Investments

N O N E

Schedule DB - Part A - Verification - Options, Caps, Floors, Collars, Swaps and Forwards

N O N E

Schedule DB - Part B - Verification - Futures Contracts

N O N E

Schedule DB - Part C - Section 1 - Replication (Synthetic Asset) Transactions (RSATs) Open

N O N E

Schedule DB-Part C-Section 2-Reconciliation of Replication (Synthetic Asset) Transactions Open

N O N E

Schedule DB - Verification - Book/Adjusted Carrying Value, Fair Value and Potential Exposure of
Derivatives

N O N E

SCHEDULE E - PART 2 - VERIFICATION

(Cash Equivalents)

	1	2
	Year To Date	Prior Year Ended December 31
1. Book/adjusted carrying value, December 31 of prior year	38,963,968	174,042,061
2. Cost of cash equivalents acquired	184,211,340	843,581,995
3. Accrual of discount	494,155	4,121,961
4. Unrealized valuation increase/(decrease)		
5. Total gain (loss) on disposals	741	2,687
6. Deduct consideration received on disposals	180,175,710	982,784,736
7. Deduct amortization of premium		
8. Total foreign exchange change in book/adjusted carrying value		
9. Deduct current year's other than temporary impairment recognized		
10. Book/adjusted carrying value at end of current period (Lines 1+2+3+4+5-6-7+8-9)	43,494,494	38,963,968
11. Deduct total nonadmitted amounts		
12. Statement value at end of current period (Line 10 minus Line 11)	43,494,494	38,963,968

Schedule A - Part 2 - Real Estate Acquired and Additions Made

N O N E

Schedule A - Part 3 - Real Estate Disposed

N O N E

Schedule B - Part 2 - Mortgage Loans Acquired and Additions Made

N O N E

Schedule B - Part 3 - Mortgage Loans Disposed, Transferred or Repaid

N O N E

Schedule BA - Part 2 - Other Long-Term Invested Assets Acquired and Additions Made

N O N E

Schedule BA - Part 3 - Other Long-Term Invested Assets Disposed, Transferred or Repaid

N O N E

STATEMENT AS OF MARCH 31, 2025 OF THE METROPOLITAN GENERAL INSURANCE COMPANY

SCHEDULE D - PART 3

Show All Long-Term Bonds and Stock Acquired During the Current Quarter

1	2	3	4	5	6	7	8	9
CUSIP Identification	Description	Date Acquired	Name of Vendor	Number of Shares of Stock	Actual Cost	Par Value	Paid for Accrued Interest and Dividends	NAIC Designation, NAIC Designation Modifier and SVO Administrative Symbol
03422F-AA-8	ANDIRON FINANCING LLC 7.3214 2030-01-21	02/20/2025	WELLS FARGO & CO		59,811	59,811		2.B PL
0089999999	Subtotal - Issuer Credit Obligations - Corporate Bonds (Unaffiliated)				59,811	59,811		XXX
000000-00-0	PETERSHILL IV OFFSHORE SCSP 5.5480 2030-	03/31/2025	03/31/2025	MITSUBISHI UFJ SECURITIES USA	3,748,400	3,748,400		1.B FE
000000-00-0	PETERSHILL IV LLC 5.5480 2030-03-31	03/31/2025	03/31/2025	MITSUBISHI UFJ SECURITIES USA	1,951,600	1,951,600		1.B FE
0209999999	Subtotal - Issuer Credit Obligations - Bank Loans - Acquired (Unaffiliated)				5,700,000	5,700,000		XXX
0489999999	Total - Issuer Credit Obligations (Unaffiliated)				5,759,811	5,759,811		XXX
0499999999	Total - Issuer Credit Obligations (Affiliated)							XXX
0509999997	Total - Issuer Credit Obligations - Part 3				5,759,811	5,759,811		XXX
0509999998	Total - Issuer Credit Obligations - Part 5				XXX	XXX	XXX	XXX
0509999999	Total - Issuer Credit Obligations				5,759,811	5,759,811		XXX
1889999999	Total - Asset-Backed Securities (Unaffiliated)							XXX
1899999999	Total - Asset-Backed Securities (Affiliated)							XXX
1909999997	Total - Asset-Backed Securities - Part 3							XXX
1909999998	Total - Asset-Backed Securities - Part 5				XXX	XXX	XXX	XXX
1909999999	Total - Asset-Backed Securities							XXX
2009999999	Total - Issuer Credit Obligations and Asset-Backed Securities				5,759,811	5,759,811		XXX
4509999997	Total - Preferred Stocks - Part 3					XXX		XXX
4509999998	Total - Preferred Stocks - Part 5				XXX	XXX	XXX	XXX
4509999999	Total - Preferred Stocks					XXX		XXX
5989999997	Total - Common Stocks - Part 3					XXX		XXX
5989999998	Total - Common Stocks - Part 5				XXX	XXX	XXX	XXX
5989999999	Total - Common Stocks					XXX		XXX
5999999999	Total - Preferred and Common Stocks					XXX		XXX
6009999999	- Totals				5,759,811	XXX		XXX

SCHEDULE D - PART 4

E05

CUSIP Ident- ification	Description	Disposal Date	Name of Purchaser	Number of Shares of Stock	Consid- eration	Par Value	Actual Cost	Prior Year Book/ Adjusted Carrying Value	Change In Book/Adjusted Carrying Value					Book/ Adjusted Carrying Value at Disposal Date	Foreign Exchange Gain (Loss) on Disposal	Realized Gain (Loss) on Disposal	Total Gain (Loss) on Disposal	Bond Interest/ Stock Dividends Received During Year	Stated Con- tractual Maturity Date	21 NAIC Desig- nation, NAIC Desig- nation Modifier and SVO Admini- strative Symbol	
									10	11	12	13	14								
									Unrealized Valuation Increase/ (Decrease)	Current Year's (Amor- tization)/ Accretion	Current Year's Other Than Temporary Impairment Recog- nized	Total Change in Book/ Adjusted Carrying Value (10 + 11 - 12)	Total Foreign Exchange Change in Book /Adjusted Carrying Value								
93333B-AA-6	WALTON BUILDER CONTRACT-BACKED 6.4740 20	03/31/2025	Redemption		417,958	417,958	417,958	417,958						417,958				5,828	12/25/2028	2.A IF	
0089999999. Subtotal - Issuer Credit Obligations - Corporate Bonds (Unaffiliated)					417,958	417,958	417,958	417,958						417,958				5,828	XXX	XXX	
0489999999. Total - Issuer Credit Obligations (Unaffiliated)					417,958	417,958	417,958	417,958						417,958				5,828	XXX	XXX	
0499999999. Total - Issuer Credit Obligations (Affiliated)																		XXX	XXX		
0509999997. Total - Issuer Credit Obligations - Part 4					417,958	417,958	417,958	417,958						417,958				5,828	XXX	XXX	
0509999998. Total - Issuer Credit Obligations - Part 5					XXX	XXX	XXX	XXX	XXX	XXX	XXX	XXX	XXX	XXX	XXX	XXX	XXX	XXX	XXX	XXX	XXX
0509999999. Total - Issuer Credit Obligations					417,958	417,958	417,958	417,958						417,958				5,828	XXX	XXX	
36225B-QN-1	GINNIE MAE 1 7.5000 2025-12-15	03/07/2025	Paydown		41	41	41	41						41				1	12/15/2025	1.A	
38384N-XV-2	GOVERNMENT NATIONAL MORTGAGE A 6.0000 20	03/18/2025	Paydown		125,813	125,813	124,356	124,920		893			893	125,813				1,469	05/01/2054	1.A	
1019999999. Subtotal - Asset-Backed Securities - Financial Asset-Backed - Self-Liquidating - Agency Residential Mortgage-Backed Securities - Guaranteed (Exempt from RBC)					125,854	125,854	124,396	124,961		893			893	125,854				1,470	XXX	XXX	
313380-ST-1	FEDERAL HOME LOAN MORTGAGE COR 2.5000 20	03/06/2025	Paydown		43,092	43,092	43,880	43,779		(687)			(687)	43,092				175	12/01/2051	1.A	
3133KN-R9-6	FEDERAL HOME LOAN MORTGAGE COR 3.0000 20	03/06/2025	Paydown		84,141	86,359	86,731	86,359		(2,218)			(2,218)	84,141				509	02/01/2052	1.A	
3136BR-FT-9	FEDERAL NATIONAL MORTGAGE ASSO 6.5000 20	03/07/2025	Paydown		960,677	960,677	956,567	956,616		4,061			4,061	960,677				8,457	03/01/2054	1.A	
3140QT-3K-3	FEDERAL NATIONAL MORTGAGE ASSO 6.0000 20	03/06/2025	Paydown		451,653	451,653	457,757	456,951		(5,298)			(5,298)	451,653				3,951	02/01/2054	1.A	
31417G-XL-5	FEDERAL NATIONAL MORTGAGE ASSO 4.0000 20	03/06/2025	Paydown		13,137	13,137	13,697	13,543		(406)			(406)	13,137				100	06/01/2043	1.A	
3142GR-FF-2	FEDERAL HOME LOAN MORTGAGE COR 5.5000 20	03/06/2025	Paydown		41,580	41,580	41,784	41,765		(185)			(185)	41,580				445	03/01/2054	1.A	
3142GR-P9-5	FEDERAL HOME LOAN MORTGAGE COR 6.0000 20	03/06/2025	Paydown		226,086	226,086	228,161	227,879		(1,793)			(1,793)	226,086				2,514	04/01/2054	1.A	
1039999999. Subtotal - Asset-Backed Securities - Financial Asset-Backed - Self-Liquidating - Agency Residential Mortgage-Backed Securities - Not/Partially Guaranteed (Not Exempt from RBC)					1,820,365	1,820,365	1,828,577	1,826,891		(6,526)			(6,526)	1,820,365				16,151	XXX	XXX	
33768D-AA-2	FIRSTKEY HOMES TRUST FKX 22-SF 3.1000 20	03/19/2025	Paydown		3,449	3,449	3,431	3,438		11			11	3,449				27	03/01/2039	1.A FE	
61776B-AC-3	MORGAN STANLEY RESIDENTIAL MOR 6.0000 20	03/21/2025	Paydown		30,898	30,898	30,671	30,665		233			233	30,898				326	12/01/2044	1.A	
61776B-BC-2	MORGAN STANLEY RESIDENTIAL MOR 6.0000 20	03/21/2025	Paydown		3,116	3,116	3,106	3,105		11			11	3,116				31	12/01/2044	1.A	
67647G-AA-0	BAYVIEW FINANCING SBC TRUST BV 4.8590 20	03/24/2025	Paydown		73,632	73,632	73,632	73,569		64			64	73,632				538	03/01/2055	1.A FE	
1059999999. Subtotal - Asset-Backed Securities - Financial Asset-Backed - Self-Liquidating - Non-Agency Residential Mortgage-Backed Securities (Unaffiliated)					111,095	111,095	110,840	110,776		319			319	111,095				922	XXX	XXX	
00834X-AA-7	AFFIRM ASSET SECURITIZATION TR 6.2700 20	03/18/2025	Paydown		1,333,754	1,333,754	1,335,317	1,334,492		(738)			(738)	1,333,754				13,817	05/15/2029	1.A FE	
96043R-AC-1	WESTLAKE AUTOMOBILE RECEIVABLE 4.9173 20	03/20/2025	Paydown		1,594,960	1,594,960	1,594,960	1,594,960						1,594,960				13,413	03/15/2027	1.A FE	
1119999999. Subtotal - Asset-Backed Securities - Financial Asset-Backed - Self-Liquidating - Other Financial Asset-Backed Securities - Self-Liquidating (Unaffiliated)					2,928,714	2,928,714	2,930,277	2,929,452		(738)			(738)	2,928,714				27,230	XXX	XXX	
86212X-AP-5	STORE MASTER FUNDING LLC STR 2 5.9400 20	03/20/2025	Paydown		4,063	4,063	4,061	4,061		1			1	4,063				40	05/20/2054	1.C FE	
88035K-AA-7	TENET EQUITY FUNDING TENET 24 5.4900 20	03/21/2025	Paydown		1,820	1,820	1,819	1,819		1			1	1,820				17	10/20/2054	1.C FE	
88166V-AC-0	TESLA AUTO LEASE TRUST TESLA 2 4.8437 20	03/24/2025	Paydown		1,233,824	1,233,824	1,233,824	1,233,824						1,233,824				10,250	06/22/2026	1.A FE	
1719999999. Subtotal - Asset-Backed Securities - Non-Financial Asset-Backed Securities - Full Analysis - Lease-Backed Securities - Full Analysis (Unaffiliated)					1,239,706	1,239,706	1,239,704	1,239,704		2			2	1,239,706				10,307	XXX	XXX	
1889999999. Total - Asset-Backed Securities (Unaffiliated)					6,225,734	6,225,734	6,233,793	6,231,783		(6,050)			(6,050)	6,225,734				56,080	XXX	XXX	
1899999999. Total - Asset-Backed Securities (Affiliated)																			XXX	XXX	
1909999997. Total - Asset-Backed Securities - Part 4					6,225,734	6,225,734	6,233,793	6,231,783		(6,050)			(6,050)	6,225,734				56,080	XXX	XXX	
1909999998. Total - Asset-Backed Securities - Part 5					XXX	XXX	XXX	XXX	XXX	XXX	XXX	XXX	XXX	XXX	XXX	XXX	XXX	XXX	XXX	XXX	XXX
1909999999. Total - Asset-Backed Securities					6,225,734	6,225,734	6,233,793	6,231,783		(6,050)			(6,050)	6,225,734				56,080	XXX	XXX	
2009999999. Total - Issuer Credit Obligations and Asset-Backed Securities					6,643,692	6,643,692	6,651,750	6,649,741		(6,050)			(6,050)	6,643,692				61,908	XXX	XXX	
4509999997. Total - Preferred Stocks - Part 4						XXX													XXX	XXX	
4509999998. Total - Preferred Stocks - Part 5					XXX	XXX	XXX	XXX	XXX	XXX	XXX	XXX	XXX	XXX	XXX	XXX	XXX	XXX	XXX	XXX	XXX
4509999999. Total - Preferred Stocks						XXX													XXX	XXX	
5989999997. Total - Common Stocks - Part 4						XXX													XXX	XXX	
5989999998. Total - Common Stocks - Part 5					XXX	XXX	XXX	XXX	XXX	XXX	XXX	XXX	XXX	XXX	XXX	XXX	XXX	XXX	XXX	XXX	XXX

STATEMENT AS OF MARCH 31, 2025 OF THE METROPOLITAN GENERAL INSURANCE COMPANY

SCHEDULE D - PART 4

Show All Long-Term Bonds and Stock Sold, Redeemed or Otherwise Disposed of During the Current Quarter																				
1	2	3	4	5	6	7	8	9	Change In Book/Adjusted Carrying Value					15	16	17	18	19	20	21
									10	11	12	13	14							
CUSIP Ident- ification	Description	Disposal Date	Name of Purchaser	Number of Shares of Stock	Consid- eration	Par Value	Actual Cost	Prior Year Book/ Adjusted Carrying Value	Unrealized Valuation Increase/ (Decrease)	Current Year's (Amor- tization)/ Accretion	Current Year's Temporary Impairment Recogn- ized	Total Change in Book/ Adjusted Carrying Value (10 + 11 - 12)	Total Foreign Exchange Change in Book /Adjusted Carrying Value	Book/ Adjusted Carrying Value at Disposal Date	Foreign Exchange Gain (Loss) on Disposal	Realized Gain (Loss) on Disposal	Total Gain (Loss) on Disposal	Bond Interest/ Stock Dividends Received During Year	Stated Con- tractual Maturity Date	NAIC Desig- nation, NAIC Desig- nation Modifier and SVO Admini- strative Symbol
5989999999. Total - Common Stocks						XXX													XXX	XXX
5999999999. Total - Preferred and Common Stocks						XXX													XXX	XXX
6009999999 - Totals					6,643,692	XXX	6,651,750	6,649,741		(6,050)		(6,050)		6,643,692				61,908	XXX	XXX

Schedule DB - Part A - Section 1 - Options, Caps, Floors, Collars, Swaps and Forwards Open

N O N E

Schedule DB - Part B - Section 1 - Futures Contracts Open

N O N E

Schedule DB - Part B - Section 1B - Brokers with whom cash deposits have been made

N O N E

Schedule DB - Part D - Section 1 - Counterparty Exposure for Derivative Instruments Open

N O N E

Schedule DB - Part D-Section 2 - Collateral for Derivative Instruments Open - Pledged By

N O N E

Schedule DB - Part D-Section 2 - Collateral for Derivative Instruments Open - Pledged To

N O N E

Schedule DB - Part E - Derivatives Hedging Variable Annuity Guarantees

N O N E

Schedule DL - Part 1 - Reinvested Collateral Assets Owned

N O N E

Schedule DL - Part 2 - Reinvested Collateral Assets Owned

N O N E

SCHEDULE E - PART 1 - CASH

Month End Depository Balances

1	2	3	4	5	Book Balance at End of Each Month During Current Quarter			9
					6	7	8	
					First Month	Second Month	Third Month	
Depository	Restricted Asset Code	Rate of Interest	Amount of Interest Received During Current Quarter	Amount of Interest Accrued at Current Statement Date				*
JPMORGAN CHASE BANK, N.A. New York, NY					(6,214,541)	12,920,395	3,342,714	XXX.
PNC Bank NA Louisville, KY					1,193,409	253,211	1,159,731	XXX.
CITIBANK NA Delaware					(2,708,547)	(3,105,455)	(2,994,997)	XXX.
0199998. Deposits in ... depositories that do not exceed the allowable limit in any one depository (See instructions) - Open Depositories	XXX	XXX						XXX
0199999. Totals - Open Depositories	XXX	XXX			(7,729,679)	10,068,151	1,507,448	XXX
0299998. Deposits in ... depositories that do not exceed the allowable limit in any one depository (See instructions) - Suspended Depositories	XXX	XXX						XXX
0299999. Totals - Suspended Depositories	XXX	XXX						XXX
0399999. Total Cash on Deposit	XXX	XXX			(7,729,679)	10,068,151	1,507,448	XXX
0499999. Cash in Company's Office	XXX	XXX	XXX	XXX				XXX
.....							
.....							
.....							
.....							
.....							
.....							
.....							
.....							
.....							
.....							
0599999. Total - Cash	XXX	XXX			(7,729,679)	10,068,151	1,507,448	XXX

SCHEDULE E - PART 2 - CASH EQUIVALENTS

Show Investments Owned End of Current Quarter

8609999999 - Total Cash Equivalents	43,494,495		118,459
-------------------------------------	------------	--	---------