



PROPERTY AND CASUALTY COMPANIES – ASSOCIATION EDITION

QUARTERLY STATEMENT
AS OF SEPTEMBER 30, 2025
OF THE CONDITION AND AFFAIRS OF THE
METROPOLITAN GENERAL INSURANCE COMPANY

NAIC Group Code 0241 (Current) 0241 (Prior) NAIC Company Code 39950 Employer's ID Number 22-2342710

Organized under the Laws of Rhode Island State of Domicile or Port of Entry Rhode Island
Country of Domicile United States of America
Incorporated/Organized 06/30/1980 Commenced Business 10/13/1981
Statutory Home Office 700 Quaker Lane Warwick, RI 02886-6669
Main Administrative Office 700 Quaker Lane Warwick, RI 02886-6669
401-827-2400
Mail Address 18210 Crane Nest Drive, 3rd Floor Tampa, FL 33647
Primary Location of Books and Records 700 Quaker Lane Warwick, RI 02886-6669
Internet Web Site Address www.metlife.com
Statutory Statement Contact Philippe Desilles 813-983-4100
statereporting@metlife.com 813-983-5705

OFFICERS

President INGRID ELIZABETH TOLENTINO Treasurer CHARLES PATRICK CONNERY
Vice President and Chief Financial Officer GARY PAUL GLACKEN Secretary MICHELE MARIE WEBER

OTHER

DAN PRICHARD ANTILLEY, JR Senior Vice President and Chief Information Security Officer
CHAD MICHAEL FISHER # General Counsel
CHARLES SHERIDAN SCULLY Executive Vice President & Executive Investment Officer
CRAIG DAVID ROGERS Contoller
RICHARD ANDREW STEVENS Vice President

DIRECTORS OR TRUSTEES

GARY PAUL GLACKEN BRIAN JAMES JORGENSEN INGRID ELIZABETH TOLENTINO
JOHN CHRISTIAN PITTMAN#

State of Ohio } County of Cuyahoga } SS
State of New York } County of New York } SS
State of New Jersey } County of Somerset } SS

The officers of this reporting entity being duly sworn, each depose and say that they are the described officers of said reporting entity, and that on the reporting period stated above, all of the herein described assets were the absolute property of the said reporting entity, free and clear from any liens or claims thereon, except as herein stated, and that this statement, together with related exhibits, schedules and explanations therein contained, annexed or referred to, is a full and true statement of all the assets and liabilities and of the condition and affairs of the said reporting entity as of the reporting period stated above, and of its income and deductions there from for the period ended, and have been completed in accordance with the NAIC Quarterly Statement Instructions and Accounting Practices and Procedures manual except to the extent that; (1) state law may differ; or, (2) that state rules or regulations require differences in reporting not related to accounting practices and procedures, according to the best of their information, knowledge and belief, respectively. Furthermore, the scope of this attestation by the described officers also includes the related corresponding electronic filing with the NAIC, when required, that is an exact copy (except for formatting differences due to electronic filing) of the enclosed statement. The electronic filing may be requested by various regulators in lieu of or in addition to the enclosed statement.


Handwritten signatures and printed names of Ingrid Elizabeth Tolentino (President), Michele Marie Weber (Secretary), and Gary Paul Glacken (Vice President and Chief Financial Officer).

Subscribed and sworn to before me this 16 day of October, 2025.
Subscribed and sworn to before me this 24th day of October, 2025.
Subscribed and sworn to before me this 14 day of October, 2025.

Notary for Tolentino: Michelle Bazzichi

Notary for Weber: Jay Rams

Notary for Glacken: M. L. Sanchez



M. L. Sanchez
Notary Public
State of New Jersey
County of Somerset
Commission Expires Sept 15, 2028
ID # 2115669

a. Is this an original filing? Yes [X] No [ ]
b. If no,
1. State the amendment number
2. Date filed
3. Number of pages attached

STATEMENT AS OF SEPTEMBER 30, 2025 OF THE METROPOLITAN GENERAL INSURANCE COMPANY

**ASSETS**

	Current Statement Date			4 December 31 Prior Year Net Admitted Assets
	1 Assets	2 Nonadmitted Assets	3 Net Admitted Assets (Cols. 1 - 2)	
1. Bonds .....	184,887,207		184,887,207	173,268,860
2. Stocks:				
2.1 Preferred stocks .....				
2.2 Common stocks .....				
3. Mortgage loans on real estate:				
3.1 First liens .....				
3.2 Other than first liens.....				
4. Real estate:				
4.1 Properties occupied by the company (less \$ encumbrances) .....				
4.2 Properties held for the production of income (less \$ ..... encumbrances) .....				
4.3 Properties held for sale (less \$ encumbrances) .....				
5. Cash (\$ .....2,771,510 ), cash equivalents (\$ ..... 14,972,767 ) and short-term investments (\$ ..... 2,975,724 ) .....	20,720,001		20,720,001	40,596,845
6. Contract loans (including \$ ..... premium notes) .....				
7. Derivatives .....				
8. Other invested assets .....				
9. Receivables for securities .....	40,931		40,931	
10. Securities lending reinvested collateral assets .....				
11. Aggregate write-ins for invested assets .....				
12. Subtotals, cash and invested assets (Lines 1 to 11) .....	205,648,139		205,648,139	213,865,705
13. Title plants less \$ ..... charged off (for Title insurers only) .....				
14. Investment income due and accrued .....	1,546,968		1,546,968	1,351,637
15. Premiums and considerations:				
15.1 Uncollected premiums and agents' balances in the course of collection .....	29,705,875	8,153,338	21,552,537	24,626,967
15.2 Deferred premiums, agents' balances and installments booked but deferred and not yet due (including \$ ..... earned but unbilled premiums) .....	249,329,930		249,329,930	155,797,870
15.3 Accrued retrospective premiums (\$ ..... ) and contracts subject to redetermination (\$ ..... ) .....				
16. Reinsurance:				
16.1 Amounts recoverable from reinsurers .....				
16.2 Funds held by or deposited with reinsured companies .....				
16.3 Other amounts receivable under reinsurance contracts .....				
17. Amounts receivable relating to uninsured plans .....				
18.1 Current federal and foreign income tax recoverable and interest thereon ....	12,329,015		12,329,015	6,418,110
18.2 Net deferred tax asset .....	13,060,850	164,785	12,896,065	7,441,062
19. Guaranty funds receivable or on deposit .....	67,233		67,233	45,327
20. Electronic data processing equipment and software .....				
21. Furniture and equipment, including health care delivery assets (\$ ..... ) .....				
22. Net adjustment in assets and liabilities due to foreign exchange rates .....				
23. Receivables from parent, subsidiaries and affiliates .....	5,622,532		5,622,532	8,606,830
24. Health care (\$ ..... ) and other amounts receivable .....				
25. Aggregate write-ins for other than invested assets .....				
26. Total assets excluding Separate Accounts, Segregated Accounts and Protected Cell Accounts (Lines 12 to 25) .....	517,310,542	8,318,123	508,992,419	418,153,508
27. From Separate Accounts, Segregated Accounts and Protected Cell Accounts .....				
28. Total (Lines 26 and 27)	517,310,542	8,318,123	508,992,419	418,153,508
<b>DETAILS OF WRITE-INS</b>				
1101. ....				
1102. ....				
1103. ....				
1198. Summary of remaining write-ins for Line 11 from overflow page .....				
1199. Totals (Lines 1101 through 1103 plus 1198)(Line 11 above)				
2501. ....				
2502. ....				
2503. ....				
2598. Summary of remaining write-ins for Line 25 from overflow page .....				
2599. Totals (Lines 2501 through 2503 plus 2598)(Line 25 above)				

STATEMENT AS OF SEPTEMBER 30, 2025 OF THE METROPOLITAN GENERAL INSURANCE COMPANY

**LIABILITIES, SURPLUS AND OTHER FUNDS**

	1 Current Statement Date	2 December 31, Prior Year
1. Losses (current accident year \$ 33,034,557 )	33,344,975	33,114,686
2. Reinsurance payable on paid losses and loss adjustment expenses		
3. Loss adjustment expenses		
4. Commissions payable, contingent commissions and other similar charges		
5. Other expenses (excluding taxes, licenses and fees)	261,981	141,074
6. Taxes, licenses and fees (excluding federal and foreign income taxes)	2,564,552	4,274,564
7.1 Current federal and foreign income taxes (including \$ on realized capital gains (losses))		
7.2 Net deferred tax liability		
8. Borrowed money \$ and interest thereon \$		
9. Unearned premiums (after deducting unearned premiums for ceded reinsurance of \$ and including warranty reserves of \$ and accrued accident and health experience rating refunds including \$ for medical loss ratio rebate per the Public Health Service Act)	258,570,474	166,032,742
10. Advance premium		
11. Dividends declared and unpaid:		
11.1 Stockholders		
11.2 Policyholders		
12. Ceded reinsurance premiums payable (net of ceding commissions)		
13. Funds held by company under reinsurance treaties		
14. Amounts withheld or retained by company for account of others		
15. Remittances and items not allocated	546,676	1,118,565
16. Provision for reinsurance (including \$ certified)		
17. Net adjustments in assets and liabilities due to foreign exchange rates		
18. Drafts outstanding		
19. Payable to parent, subsidiaries and affiliates	9,982,561	8,573,384
20. Derivatives		
21. Payable for securities		
22. Payable for securities lending		
23. Liability for amounts held under uninsured plans		
24. Capital notes \$ and interest thereon \$		
25. Aggregate write-ins for liabilities		
26. Total liabilities excluding protected cell liabilities (Lines 1 through 25)	305,271,219	213,255,015
27. Protected cell liabilities		
28. Total liabilities (Lines 26 and 27)	305,271,219	213,255,015
29. Aggregate write-ins for special surplus funds		
30. Common capital stock	3,800,000	3,800,000
31. Preferred capital stock		
32. Aggregate write-ins for other than special surplus funds		
33. Surplus notes	152,248,226	152,248,226
34. Gross paid in and contributed surplus	22,573,499	22,573,499
35. Unassigned funds (surplus)	25,099,475	26,276,768
36. Less treasury stock, at cost:		
36.1 shares common (value included in Line 30 \$ )		
36.2 shares preferred (value included in Line 31 \$ )		
37. Surplus as regards policyholders (Lines 29 to 35, less 36)	203,721,200	204,898,493
38. Totals (Page 2, Line 28, Col. 3)	508,992,419	418,153,508
<b>DETAILS OF WRITE-INS</b>		
2501.		
2502.		
2503.		
2598. Summary of remaining write-ins for Line 25 from overflow page		
2599. Totals (Lines 2501 through 2503 plus 2598)(Line 25 above)		
2901.		
2902.		
2903.		
2998. Summary of remaining write-ins for Line 29 from overflow page		
2999. Totals (Lines 2901 through 2903 plus 2998)(Line 29 above)		
3201.		
3202.		
3203.		
3298. Summary of remaining write-ins for Line 32 from overflow page		
3299. Totals (Lines 3201 through 3203 plus 3298)(Line 32 above)		

STATEMENT AS OF SEPTEMBER 30, 2025 OF THE METROPOLITAN GENERAL INSURANCE COMPANY

**STATEMENT OF INCOME**

	1 Current Year to Date	2 Prior Year to Date	3 Prior Year Ended December 31
<b>UNDERWRITING INCOME</b>			
1. Premiums earned:			
1.1 Direct (written \$ .....523,595,503 )	431,059,939	267,407,901	392,336,641
1.2 Assumed (written \$ .....8,671 )	6,504		
1.3 Ceded (written \$ ..... )			
1.4 Net (written \$ .....523,604,174 )	431,066,443	267,407,901	392,336,641
<b>DEDUCTIONS:</b>			
2. Losses incurred (current accident year \$ .....283,893,501 ):			
2.1 Direct	290,792,307	179,592,483	264,213,551
2.2 Assumed			
2.3 Ceded	(258,721)	(720,609)	(933,077)
2.4 Net	291,051,028	180,313,092	265,146,628
3. Loss adjustment expenses incurred	13,721,699	11,650,931	18,239,906
4. Other underwriting expenses incurred	138,237,515	93,481,232	134,379,345
5. Aggregate write-ins for underwriting deductions		(11,396,354)	(11,396,354)
6. Total underwriting deductions (Lines 2 through 5)	443,010,242	274,048,901	406,369,525
7. Net income of protected cells			
8. Net underwriting gain (loss) (Line 1 minus Line 6 + Line 7)	(11,943,799)	(6,641,000)	(14,032,884)
<b>INVESTMENT INCOME</b>			
9. Net investment income earned	3,033,931	8,325,949	11,034,860
10. Net realized capital gains (losses) less capital gains tax of \$ .....34,775	130,817	25,939	(2,222,290)
11. Net investment gain (loss) (Lines 9 + 10)	3,164,748	8,351,888	8,812,570
<b>OTHER INCOME</b>			
12. Net gain or (loss) from agents' or premium balances charged off (amount recovered \$ ..... amount charged off \$ ..... )			
13. Finance and service charges not included in premiums	11,035,284	8,497,659	11,862,662
14. Aggregate write-ins for miscellaneous income	687		
15. Total other income (Lines 12 through 14)	11,035,971	8,497,659	11,862,662
16. Net income before dividends to policyholders, after capital gains tax and before all other federal and foreign income taxes (Lines 8 + 11 + 15)	2,256,920	10,208,547	6,642,348
17. Dividends to policyholders			
18. Net income, after dividends to policyholders, after capital gains tax and before all other federal and foreign income taxes (Line 16 minus Line 17)	2,256,920	10,208,547	6,642,348
19. Federal and foreign income taxes incurred	4,293,980	6,267,724	4,817,887
20. Net income (Line 18 minus Line 19)(to Line 22)	(2,037,060)	3,940,823	1,824,461
<b>CAPITAL AND SURPLUS ACCOUNT</b>			
21. Surplus as regards policyholders, December 31 prior year	204,898,493	206,138,869	206,138,869
22. Net income (from Line 20)	(2,037,060)	3,940,823	1,824,461
23. Net transfers (to) from Protected Cell accounts			
24. Change in net unrealized capital gains (losses) less capital gains tax of \$		23,101	25,954
25. Change in net unrealized foreign exchange capital gain (loss)			
26. Change in net deferred income tax	5,442,503	4,033,776	2,925,776
27. Change in nonadmitted assets	(7,443,068)	654,944	417,189
28. Change in provision for reinsurance			
29. Change in surplus notes			152,248,226
30. Surplus (contributed to) withdrawn from protected cells			
31. Cumulative effect of changes in accounting principles			
32. Capital changes:			
32.1 Paid in			(150,000,000)
32.2 Transferred from surplus (Stock Dividend)			
32.3 Transferred to surplus			
33. Surplus adjustments:			
33.1 Paid in			
33.2 Transferred to capital (Stock Dividend)			
33.3 Transferred from capital			
34. Net remittances from or (to) Home Office			
35. Dividends to stockholders			(11,250,000)
36. Change in treasury stock			
37. Aggregate write-ins for gains and losses in surplus	2,860,332		2,568,018
38. Change in surplus as regards policyholders (Lines 22 through 37)	(1,177,293)	8,652,644	(1,240,376)
39. Surplus as regards policyholders, as of statement date (Lines 21 plus 38)	203,721,200	214,791,513	204,898,493
<b>DETAILS OF WRITE-INS</b>			
0501. Premium deficiency reserve		(11,396,354)	(11,396,354)
0502.			
0503.			
0598. Summary of remaining write-ins for Line 5 from overflow page			
0599. Totals (Lines 0501 through 0503 plus 0598)(Line 5 above)		(11,396,354)	(11,396,354)
1401. Interest on tax refund	687		
1402.			
1403.			
1498. Summary of remaining write-ins for Line 14 from overflow page			
1499. Totals (Lines 1401 through 1403 plus 1498)(Line 14 above)	687		
3701. Prior period adjustment	2,860,332		2,568,018
3702.			
3703.			
3798. Summary of remaining write-ins for Line 37 from overflow page			
3799. Totals (Lines 3701 through 3703 plus 3798)(Line 37 above)	2,860,332		2,568,018

STATEMENT AS OF SEPTEMBER 30, 2025 OF THE METROPOLITAN GENERAL INSURANCE COMPANY

**CASH FLOW**

	1 Current Year To Date	2 Prior Year To Date	3 Prior Year Ended December 31
<b>Cash from Operations</b>			
1. Premiums collected net of reinsurance .....	425,690,977	261,630,600	386,584,512
2. Net investment income .....	2,691,425	7,229,325	10,010,680
3. Miscellaneous income .....	11,035,971	8,497,659	11,862,662
4. Total (Lines 1 to 3) .....	439,418,373	277,357,584	408,457,854
5. Benefit and loss related payments .....	290,820,739	174,349,456	253,141,001
6. Net transfers to Separate Accounts, Segregated Accounts and Protected Cell Accounts .....			
7. Commissions, expenses paid and aggregate write-ins for deductions .....	153,570,225	108,262,098	142,241,648
8. Dividends paid to policyholders .....			
9. Federal and foreign income taxes paid (recovered) net of \$ ..... tax on capital gains (losses) .....	10,239,660	10,977,559	1,738,942
10. Total (Lines 5 through 9) .....	454,630,624	293,589,113	397,121,591
11. Net cash from operations (Line 4 minus Line 10) .....	(15,212,251)	(16,231,529)	11,336,263
<b>Cash from Investments</b>			
12. Proceeds from investments sold, matured or repaid:			
12.1 Bonds .....	37,062,006	15,555,093	28,852,297
12.2 Stocks .....			
12.3 Mortgage loans .....			
12.4 Real estate .....			
12.5 Other invested assets .....			
12.6 Net gains or (losses) on cash, cash equivalents and short-term investments .....	(30)	2,693	2,687
12.7 Miscellaneous proceeds .....			
12.8 Total investment proceeds (Lines 12.1 to 12.7) .....	37,061,976	15,557,786	28,854,984
13. Cost of investments acquired (long-term only):			
13.1 Bonds .....	48,367,556	141,749,585	159,687,650
13.2 Stocks .....			
13.3 Mortgage loans .....			
13.4 Real estate .....			
13.5 Other invested assets .....			
13.6 Miscellaneous applications .....	40,931		
13.7 Total investments acquired (Lines 13.1 to 13.6) .....	48,408,487	141,749,585	159,687,650
14. Net increase/(decrease) in contract loans and premium notes .....			
15. Net cash from investments (Line 12.8 minus Line 13.7 and Line 14) .....	(11,346,511)	(126,191,799)	(130,832,666)
<b>Cash from Financing and Miscellaneous Sources</b>			
16. Cash provided (applied):			
16.1 Surplus notes, capital notes .....			
16.2 Capital and paid in surplus, less treasury stock .....			
16.3 Borrowed funds .....			
16.4 Net deposits on deposit-type contracts and other insurance liabilities .....			
16.5 Dividends to stockholders .....			11,250,000
16.6 Other cash provided (applied) .....	6,681,918	586,927	(8,866,854)
17. Net cash from financing and miscellaneous sources (Line 16.1 through Line 16.4 minus Line 16.5 plus Line 16.6) .....	6,681,918	586,927	(20,116,854)
<b>RECONCILIATION OF CASH, CASH EQUIVALENTS AND SHORT-TERM INVESTMENTS</b>			
18. Net change in cash, cash equivalents and short-term investments (Line 11, plus Lines 15 and 17) .....	(19,876,844)	(141,836,401)	(139,613,256)
19. Cash, cash equivalents and short-term investments:			
19.1 Beginning of year .....	40,596,845	180,210,101	180,210,101
19.2 End of period (Line 18 plus Line 19.1) .....	20,720,001	38,373,700	40,596,845
<b>Note: Supplemental disclosures of cash flow information for non-cash transactions:</b>			
20.0001. Capitalized interest on bonds .....	52,387	97,988	125,345
20.0002. Affiliated preferred stock exchange for affiliated surplus note .....			152,248,226

**NOTES TO THE FINANCIAL STATEMENTS**

(Dollar amounts in whole dollars except for per share, number of shares/securities and percentages data)

**Listing of Defined Terms**

ABS	Asset-Backed Securities
CAMT	A 15-percent book minimum tax or Corporate Alternative Minimum Tax
Code	Rhode Island Insurance Code
Company	Metropolitan General Insurance Company
CMBS	Commercial mortgage-backed securities
Current Year	September 30, 2025
Department	Department of Business Regulation, Insurance Division
Domiciliary State	State of Rhode Island
Domiciliary State SAP	NAIC SAP as modified by the Department
DTAs	Deferred Tax Assets
DTLs	Deferred Tax Liabilities
FHLB	Federal Home Loan Bank of New York
ICO	Issuer Credit Obligations
NAIC	National Association of Insurance Commissioners
NAIC SAP	NAIC Accounting Practices and Procedures Manual
NAV	Net asset value
OTTI	Other-than-temporary impairments
Prior Year	December 31, 2024
RBC	Risk-based capital
RMBS	Residential mortgage-backed securities
SSAP	Statement of Statutory Accounting Principles
SVO	Securities Valuation Office
U.S.	United States of America

**Defined Entities**

MetLife	MetLife, Inc.
---------	---------------

**Defined SSAPs**

SSAP 2	SSAP No. 2, Cash, Cash Equivalents, Drafts and Short-Term Investments
SSAP 26	SSAP No. 26, Bonds
SSAP 43	SSAP No. 43, Asset-Backed Securities
SSAP 101	SSAP No. 101, Income Taxes

**NOTES TO THE FINANCIAL STATEMENTS**

(Dollar amounts in whole dollars except for per share, number of shares/securities and percentages data)

**1. Summary of Significant Accounting Policies and Going Concern****A. Accounting Practices**

The accompanying financial statements of the Company have been prepared on the basis of the Domiciliary State SAP as prescribed or permitted by the Department.

The Department recognizes only statutory accounting practices prescribed or permitted by the Domiciliary State in determining and reporting the financial condition and results of operations of an insurance company, in determining its solvency under the Code. In 2001, NAIC SAP was adopted as the basis of Domiciliary State SAP.

The Department has adopted certain prescribed accounting practices that differ from those found in NAIC SAP, none of which affect the financial statements of the Company. A reconciliation of the Company's net income and capital and surplus between Domiciliary State SAP and NAIC SAP is as follows:

	<b>SSAP Number</b>	<b>Financial Statement Page</b>	<b>Financial Statement Line Number</b>	<b>For the Nine Months Ended September 30, 2025</b>	<b>For the Year Ended December 31, 2024</b>
(1) Net income (loss), Domiciliary State SAP				\$ (2,037,060)	\$ 1,824,461
(2) State prescribed practices: NONE				—	—
(3) State permitted practices: NONE				—	—
(4) Net income, NAIC SAP (1-2-3=4)				<u>\$ (2,037,060)</u>	<u>\$ 1,824,461</u>
				<b>September 30, 2025</b>	<b>December 31, 2024</b>
(5) Statutory capital and surplus, Domiciliary State SAP				\$ 203,721,200	\$ 204,898,493
(6) State prescribed practices: NONE				—	—
(7) State permitted practices: NONE				—	—
(8) Statutory capital and surplus, NAIC SAP (5-6-7=8)				<u>\$ 203,721,200</u>	<u>\$ 204,898,493</u>

**B. No significant change.****C. Accounting Policy**

(1) No significant change.

(2) The Company did not sell and reacquire any NAIC SVO Identified Funds.

(3 - 5) No significant change.

(6) Asset-backed securities, included in bonds, are generally stated at amortized cost using the scientific method unless they have a NAIC rating designation of 3, 4, 5, or 6, which are stated at the lower of amortized cost or fair value. Amortization of the discount or premium from the purchase of these securities considers the estimated timing and amount of prepayments of the underlying assets. Actual prepayment experience is periodically reviewed and effective yields are recalculated when differences arise between the prepayments originally anticipated and the actual prepayments received and currently anticipated. For credit-sensitive asset-backed securities and certain prepayment-sensitive bonds (e.g., interest-only securities), the effective yield is recalculated on a prospective basis. For all other asset-backed securities, the effective yield is recalculated on a retrospective basis.

For certain RMBS and CMBS, both an initial and final NAIC designation is determined on a security-by-security basis based on a range of values published by the NAIC. The initial designation is used to determine the carrying value of the RMBS or CMBS. RMBS and CMBS with initial designations of 1 or 2 are stated at amortized cost, while RMBS and CMBS with initial designations of 3, 4, 5 or 6 are stated at the lower of amortized cost or fair value. The final designation calculation compares this carrying value with a range of values, resulting in a final NAIC designation reported herein, which is used for all other accounting and reporting purposes.

(7-13) No significant change.

**D. Going Concern**

Management does not have any substantial doubt about the Company's ability to continue as a going concern.

**2. Accounting Changes and Corrections of Errors**

During 2025, the Company made a prior period adjustment related to pet and legal plan claims. The net impact of this adjustment on surplus was an increase of \$2,860,332, net of tax.

**3. Business Combinations and Goodwill**

No significant change.

**NOTES TO THE FINANCIAL STATEMENTS**

(Dollar amounts in whole dollars except for per share, number of shares/securities and percentages data)

**4. Discontinued Operations**

No significant change.

**5. Investments**

A-C. No significant change.

**D. Asset-Backed Securities**

- (1) Prepayment assumptions were obtained from published broker dealer values and internal estimates.
- (2) The Company did not recognize any OTTI on the basis of the intent to sell or the inability or lack of intent to retain the investment in the security for a period of time sufficient to recover the amortized cost basis during the nine months ended September 30, 2025.
- (3) As of September 30, 2025, the Company has not recognized any OTTI on its ABS based on cash flow analysis.
- (4) At September 30, 2025, the estimated fair value and gross unrealized losses for ABS, aggregated by length of time the securities have been in a continuous loss position were as follows:
  - a. The aggregate amount of unrealized losses:
 

1. Less than 12 Months	\$	6,875
2. 12 Months or Longer	\$	689,357
  - b. The aggregate related fair value of securities with unrealized losses:
 

1. Less than 12 Months	\$	7,654,557
2. 12 Months or Longer	\$	7,976,507
- (5) The Company performs a regular evaluation, on a security-by-security basis, of its securities holdings in accordance with its OTTI policy in order to evaluate whether such investments are other than temporarily impaired. Management considers a wide range of factors about the security issuer and uses its best judgment in evaluating the cause of the decline in the estimated fair value of the security and in assessing the prospects for near-term recovery. Factors considered include fundamentals of the industry and geographic area in which the security issuer operates, as well as overall macroeconomic conditions. Projected future cash flows are estimated using assumptions derived from management's best estimates of likely scenario-based outcomes after giving consideration to a variety of variables that include, but are not limited to: (i) general payment terms of the security; (ii) the likelihood that the issuer can service the scheduled interest and principal payments; (iii) the quality and amount of any credit enhancements; (iv) the security's position within the capital structure of the issuer; (v) possible corporate restructurings or asset sales by the issuer; and (vi) changes to the rating of the security or the issuer by rating agencies. Additional considerations are made when assessing the unique features that apply to certain ABS including, but are not limited to: (i) the quality of underlying collateral; (ii) expected prepayment speeds; (iii) current and forecasted loss severity; (iv) consideration of the payment terms of the underlying assets backing the security; and (v) the payment priority within the tranche structure of the security. For ABS in an unrealized loss position as summarized in the immediately preceding table, the Company does not have the intent to sell the securities, believes it has the intent and ability to retain the security for a period of time sufficient to recover the carrying value of the security and based on the cash flow modeling and other considerations as described above, believes these securities are not other than temporarily impaired.

**E. Dollar Repurchase Agreements and/or Securities Lending Transactions**

(1-2) No significant change.

(3) The Company did not receive any collateral as of September 30, 2025.

(4-7) No significant change.

**F. Repurchase Agreements Transactions Accounted for as Secured Borrowing**

The Company did not have any repurchase agreements transactions accounted for as secured borrowing in 2025.

**G. Reverse Repurchase Agreements Transactions Accounted for as Secured Borrowing**

The Company did not have any reverse repurchase agreements transactions accounted for as secured borrowings as of September 30, 2025.

**H. Repurchase Agreements Transactions Accounted for as a Sale**

The Company did not have any repurchase agreements transactions accounted for as a sale in 2025.

**I. Reverse Repurchase Agreements Transactions Accounted for as a Sale**

The Company did not have any reverse repurchase agreements transactions accounted for as a sale in 2025.



**NOTES TO THE FINANCIAL STATEMENTS**

(Dollar amounts in whole dollars except for per share, number of shares/securities and percentages data)

J-L. No significant change.

M. Working Capital Finance Investments

The Company had no working capital finance investments in 2025.

N. Offsetting and Netting of Assets and Liabilities

The Company had no assets and liabilities which are offset and reported net in accordance with a valid right to offset.

O-Q. No significant change.

R. Reporting Entity's Share of Cash Pool by Asset Type

The Company did not invest in cash pools during the nine months ended September 30, 2025.

**6. Joint Ventures, Partnerships and Limited Liability Companies**

No significant change.

**7. Investment Income**

A-B. No significant change.

C. The gross, nonadmitted and admitted amounts for interest income due and accrued:

<b>Interest Income Due and Accrued</b>	<b>Amount</b>
1. Gross	\$ 1,546,968
2. Nonadmitted	\$ —
3. Admitted	\$ 1,546,968

D-E. No significant change.

**8. Derivative Instruments**

The Company did not utilize derivative instruments in 2025 and 2024.

**NOTES TO THE FINANCIAL STATEMENTS**

(Dollar amounts in whole dollars except for per share, number of shares/securities and percentages data)

**9. Income Taxes**

The MetLife consolidated U.S. Federal tax return filing group, of which the Company is a member, meets the average “adjusted financial statement income” threshold and is required to perform CAMT calculations in 2025. The Company, which is included in a consolidated tax return, is an applicable reporting entity, which is consistent with SSAP 101. The Company has determined that it does not expect to be liable for CAMT in the current period and does not recognize any CAMT credit DTAs.

A. The components of net DTAs and DTLs consisted of the following:

		<b>September 30, 2025</b>		
		<b>Ordinary</b>	<b>Capital</b>	<b>Total</b>
1a	Gross DTAs	\$ 13,060,850	\$ —	\$ 13,060,850
1b	Statutory valuation allowance adjustments	—	—	—
1c	Adjusted gross DTAs	13,060,850	—	13,060,850
1d	DTAs nonadmitted	164,785	—	164,785
1e	Subtotal net admitted DTAs	12,896,065	—	12,896,065
1f	DTLs	—	—	—
1g	Net admitted DTAs/(Net DTLs)	<u>\$ 12,896,065</u>	<u>\$ —</u>	<u>\$ 12,896,065</u>
		<b>December 31, 2024</b>		
		<b>Ordinary</b>	<b>Capital</b>	<b>Total</b>
1a	Gross DTAs	\$ 7,618,347	\$ —	\$ 7,618,347
1b	Statutory valuation allowance adjustments	—	—	—
1c	Adjusted gross DTAs	7,618,347	—	7,618,347
1d	DTAs nonadmitted	177,285	—	177,285
1e	Subtotal net admitted DTAs	7,441,062	—	7,441,062
1f	DTLs	—	—	—
1g	Net admitted DTAs/(Net DTLs)	<u>\$ 7,441,062</u>	<u>\$ —</u>	<u>\$ 7,441,062</u>
		<b>Change</b>		
		<b>Ordinary</b>	<b>Capital</b>	<b>Total</b>
1a	Gross DTAs	\$ 5,442,503	\$ —	\$ 5,442,503
1b	Statutory valuation allowance adjustments	—	—	—
1c	Adjusted gross DTAs	5,442,503	—	5,442,503
1d	DTAs nonadmitted	(12,500)	—	(12,500)
1e	Subtotal net admitted DTAs	5,455,003	—	5,455,003
1f	DTLs	—	—	—
1g	Net admitted DTAs/(Net DTLs)	<u>\$ 5,455,003</u>	<u>\$ —</u>	<u>\$ 5,455,003</u>

**NOTES TO THE FINANCIAL STATEMENTS**

(Dollar amounts in whole dollars except for per share, number of shares/securities and percentages data)

Admission calculation components - SSAP 101:

		<b>September 30, 2025</b>		
		<b>Ordinary</b>	<b>Capital</b>	<b>Total</b>
2a	Federal income taxes paid in prior years recoverable through loss carrybacks	\$ 8,303,646	\$ —	\$ 8,303,646
2b	Adjusted gross DTAs expected to be realized (excluding the amount of DTAs from above) after application of the threshold limitation (the lesser of 1 and 2 below)	4,592,419	—	4,592,419
	1. Adjusted gross DTAs expected to be realized following the balance sheet date	4,592,419	—	4,592,419
	2. Adjusted gross DTAs allowed per limitation threshold	XXX	XXX	28,623,770
2c	Adjusted gross DTAs (excluding the amount of DTAs from above) offset by gross DTLs	—	—	—
2d	DTAs admitted as the result of application of SSAP 101 total	<u>\$ 12,896,065</u>	<u>\$ —</u>	<u>\$ 12,896,065</u>
		<b>December 31, 2024</b>		
		<b>Ordinary</b>	<b>Capital</b>	<b>Total</b>
2a	Federal income taxes paid in prior years recoverable through loss carrybacks	\$ 3,924,374	\$ —	\$ 3,924,374
2b	Adjusted gross DTAs expected to be realized (excluding the amount of DTAs from above) after application of the threshold limitation (the lesser of 1 and 2 below)	3,516,688	—	3,516,688
	1. Adjusted gross DTAs expected to be realized following the balance sheet date	3,516,688	—	3,516,688
	2. Adjusted gross DTAs allowed per limitation threshold	XXX	XXX	29,618,615
2c	Adjusted gross DTAs (excluding the amount of DTAs from above) offset by gross DTLs	—	—	—
2d	DTAs admitted as the result of application of SSAP 101 total	<u>\$ 7,441,062</u>	<u>\$ —</u>	<u>\$ 7,441,062</u>
		<b>Change</b>		
		<b>Ordinary</b>	<b>Capital</b>	<b>Total</b>
2a	Federal income taxes paid in prior years recoverable through loss carrybacks	\$ 4,379,272	\$ —	\$ 4,379,272
2b	Adjusted gross DTAs expected to be realized (excluding the amount of DTAs from above) after application of the threshold limitation (the lesser of 1 and 2 below)	1,075,731	—	1,075,731
	1. Adjusted gross DTAs expected to be realized following the balance sheet date	1,075,731	—	1,075,731
	2. Adjusted gross DTAs allowed per limitation threshold	XXX	XXX	(994,845)
2c	Adjusted gross DTAs (excluding the amount of DTAs from above) offset by gross DTLs	—	—	—
2d	DTAs admitted as the result of application of SSAP 101 total	<u>\$ 5,455,003</u>	<u>\$ —</u>	<u>\$ 5,455,003</u>

		<b>September 30, 2025</b>	<b>December 31, 2024</b>
3a	RBC percentage used to determine recovery period and threshold limitation amount	513 %	531 %
3b	Amount of total adjusted capital used to determine recovery period and threshold limitation	\$ 190,825,135	\$ 197,457,431

Management believes the Company will be able to utilize the DTAs in the future without any tax planning strategies.

Do the Company's tax-planning strategies include the use of reinsurance? No

B. No significant change.

C. Current income taxes incurred consisted of the following major components:

		<b>September 30, 2025</b>	<b>December 31, 2024</b>
Current income tax:			
1a	Federal	\$ 4,293,980	\$ 4,817,887
1b	Foreign	—	—
1c	Subtotal (1a +1b)	4,293,980	4,817,887
1d	Federal income tax on net capital gains/(losses)	34,774	6,894
1e	Utilization of capital loss carryforwards	—	—
1f	Other	—	—
1g	Federal and foreign income taxes incurred (1c +1d +1e +1f)	<u>\$ 4,328,754</u>	<u>\$ 4,824,781</u>

**NOTES TO THE FINANCIAL STATEMENTS**

(Dollar amounts in whole dollars except for per share, number of shares/securities and percentages data)

The changes in the main components of deferred income tax amounts were as follows:

	<u>September 30, 2025</u>	<u>December 31, 2024</u>	<u>Change</u>
DTAs:			
Ordinary:			
2a1	\$ 323,904	\$ —	\$ 323,904
2a2	10,859,961	6,973,376	3,886,585
2a3	—	321,154	(321,154)
2a4	164,784	177,285	(12,501)
2a5	—	—	—
2a6	—	—	—
2a7	—	—	—
2a8	—	—	—
2a9	—	—	—
2a10	1,712,201	—	1,712,201
2a11	—	—	—
2a12	—	—	—
2a13	—	146,532	(146,532)
2a99	<u>13,060,850</u>	<u>7,618,347</u>	<u>5,442,503</u>
2b	—	—	—
2c	164,785	177,285	(12,500)
2d	<u>12,896,065</u>	<u>7,441,062</u>	<u>5,455,003</u>
Capital:			
2e1	—	—	—
2e2	—	—	—
2e3	—	—	—
2e4	—	—	—
2e99	<u>—</u>	<u>—</u>	<u>—</u>
2f	—	—	—
2g	—	—	—
2h	—	—	—
2i	<u>\$ 12,896,065</u>	<u>\$ 7,441,062</u>	<u>\$ 5,455,003</u>
DTLs:			
Ordinary:			
3a1	\$ —	\$ —	\$ —
3a2	—	—	—
3a3	—	—	—
3a4	—	—	—
3a5	—	—	—
3a99	<u>—</u>	<u>—</u>	<u>—</u>
Capital			
3b1	—	—	—
3b2	—	—	—
3b3	—	—	—
3b99	<u>—</u>	<u>—</u>	<u>—</u>
3c	<u>\$ —</u>	<u>\$ —</u>	<u>\$ —</u>
4	<u>\$ 12,896,065</u>	<u>\$ 7,441,062</u>	<u>\$ 5,455,003</u>
			Change in nonadmitted DTAs (12,500)
			Tax effect of unrealized gains (losses) —
			Change in net DTAs <u>\$ 5,442,503</u>

**NOTES TO THE FINANCIAL STATEMENTS**

(Dollar amounts in whole dollars except for per share, number of shares/securities and percentages data)

- D. The provision for Federal and foreign income taxes incurred is different from that which would be obtained by applying the statutory Federal income tax rate to net gain (loss) from operations after dividends to policyholders and before Federal income tax. The significant items causing the difference were as follows:

	<u>September 30, 2025</u>
Net gain (loss) from operations after dividends to policyholders and before Federal income tax @ 21%	\$ 446,482
Net realized capital gains (losses) @ 21%	34,774
Tax effect of:	
Change in nonadmitted assets	(1,565,669)
Nontaxable or nondeductible items	(29,336)
Prior period adjustments in surplus	760,342
Total statutory income taxes (benefit)	<u>\$ (353,407)</u>
Federal and foreign income taxes incurred including tax on realized capital gains	\$ 4,328,754
Change in net DTAs	(5,442,503)
Prior period adjustments in surplus	760,342
Total statutory income taxes (benefit)	<u>\$ (353,407)</u>

E-I. No significant change.

**10. Information Concerning Parents, Subsidiaries, Affiliates and Other Related Parties**

A-C. No significant change.

- D. The Company has receivables and payables with affiliates for services necessary to conduct its business. Receivables expected to be settled within 90 days are admitted. Receivables from affiliates totaled \$5,622,532 and \$8,606,830 at September 30, 2025 and December 31, 2024, respectively. Payables to affiliates totaled \$9,982,561 and \$8,573,384 at September 30, 2025 and December 31, 2024, respectively.

E-O. No significant change.

**11. Debt**

A. No significant change.

B. The Company has not issued any debt to the FHLB.

**12. Retirement Plans, Deferred Compensation, Postemployment Benefits and Compensated Absences and Other Postretirement Benefit Plans**

As of September 30, 2025, the Company did not sponsor any retirement plans, deferred compensation, postemployment benefits and compensated absences and other postretirement plans.

**13. Capital and Surplus, Shareholder's Dividend Restrictions and Quasi Reorganizations**

No significant change.

**NOTES TO THE FINANCIAL STATEMENTS**

(Dollar amounts in whole dollars except for per share, number of shares/securities and percentages data)

**14. Liabilities, Contingencies and Assessments**

A - F. No significant change.

G. All Other Contingencies

Uncollectible Premium Receivables

The Company had admitted assets of \$21,552,537 and \$24,626,967 at September 30, 2025 and December 31, 2024, respectively, in receivables for uninsured plans and uncollected premiums and agents' balances in the course of collection. The Company routinely assesses the ability to collect these receivables. Based upon Company experience, the amount of premiums and other accounts receivable that may become uncollectible and result in a potential loss is not material to the Company's financial condition.

Litigation

Various litigation, claims and assessments against the Company, in addition to those otherwise provided for in the Company's financial statements, have arisen in the course of the Company's business. Further, state insurance regulatory and other federal and state authorities regularly make inquiries and conduct investigations concerning the Company's compliance with applicable insurance and other laws and regulations.

On a quarterly and annual basis, management reviews relevant information with respect to liabilities for litigation, regulatory investigations and litigation-related contingencies to be reflected in the Company's financial statements. Liabilities are established when it is probable that a loss has been incurred and the amount of the loss can be reasonably estimated.

**15. Leases**

No significant change.

**16. Information about Financial Instruments with Off-Balance Sheet Risk and Financial Instruments with Concentrations of Credit Risk**

No significant change.

**17. Sale, Transfer and Servicing of Financial Assets and Extinguishments of Liabilities**

A. Transfers of Receivables Reported as Sales

No significant change.

B. Transfer and Servicing of Financial Assets

The Company did not participate in the transfer or servicing of financial assets during 2025.

C. Wash Sales

(1) In the course of the Company's asset management, securities are not sold and reacquired within 30 days of the sale date to enhance the Company's yield on its investment portfolio. There may be occasional isolated incidents where wash sales occur.

(2) The Company had no wash sales with an NAIC designation 3 or below or unrated securities during the three months ended September 30, 2025.

**18. Gain or Loss to the Reporting Entity from Uninsured Plans and the Uninsured Portion of Partially Insured Plans**

No significant change.

**19. Direct Premium Written/Produced by Managing General Agents/Third Party Administrators**

No significant change.

**20. Fair Value Measurement**

A. Fair Value Hierarchy

At September 30, 2025, the Company's Statutory Statements of Assets, Liabilities and Capital and Surplus had no financial assets and liabilities measured and reported at estimated fair value or NAV.

**NOTES TO THE FINANCIAL STATEMENTS**

(Dollar amounts in whole dollars except for per share, number of shares/securities and percentages data)

B. The Company provides additional fair value information in Note 5.

C. Estimated Fair Value of All Financial Instruments

Information related to the aggregate fair value of financial instruments is shown below at:

September 30, 2025							
	Aggregate Fair Value	Admitted Value	Level 1	Level 2	Level 3	NAV	Not Practicable (Carrying Value)
<b>Assets</b>							
Bonds - ICO	\$ 80,694,558	\$ 80,611,438	\$ 5,230,560	\$ 75,463,998	\$ —	\$ —	\$ —
Bonds - ABS	105,306,105	104,275,769	—	103,801,302	1,504,803	—	—
Cash, cash equivalents and short-term investments	20,728,724	20,720,001	17,746,172	2,982,552	—	—	—
Investment income due and accrued	1,546,968	1,546,968	—	1,546,968	—	—	—
Total assets	<u>\$ 208,276,355</u>	<u>\$ 207,154,176</u>	<u>\$ 22,976,732</u>	<u>\$ 183,794,820</u>	<u>\$ 1,504,803</u>	<u>\$ —</u>	<u>\$ —</u>
December 31, 2024							
	Aggregate Fair Value	Admitted Value	Level 1	Level 2	Level 3	NAV	Not Practicable (Carrying Value)
<b>Assets</b>							
Bonds	\$ 171,202,121	\$ 173,268,860	\$ 4,624,744	\$ 166,577,377	\$ —	\$ —	\$ —
Cash, cash equivalents and short-term investments	40,608,712	40,596,845	40,608,712	—	—	—	—
Investment income due and accrued	1,351,637	1,351,637	—	1,351,637	—	—	—
Total assets	<u>\$ 213,162,470</u>	<u>\$ 215,217,342</u>	<u>\$ 45,233,456</u>	<u>\$ 167,929,014</u>	<u>\$ —</u>	<u>\$ —</u>	<u>\$ —</u>

**Assets and Liabilities**

The methods and significant assumptions used to estimate the fair value of all admitted financial instruments are presented below.

The Company defines fair value as the price that would be received to sell an asset or paid to transfer a liability (an exit price) in the principal or most advantageous market for the asset or liability in an orderly transaction between market participants on the measurement date. In most cases, the exit price and the transaction (or entry) price will be the same at initial recognition.

When developing estimated fair values, the Company considers two broad valuation techniques: (i) the market approach and (ii) the income approach. The Company determines the most appropriate valuation technique to use, given what is being measured and the availability of sufficient inputs, giving priority to observable inputs.

The Company categorizes its financial assets and liabilities into a three-level hierarchy, based on the significant input with the lowest level in their valuation. The input levels are as follows. Level 1 - Unadjusted quoted prices in active markets for identical assets or liabilities. The size of the bid/ask spread is used as an indicator of market activity for bonds. Level 2 - Quoted prices in markets that are not active or inputs that are observable either directly or indirectly. These inputs can include quoted prices for similar but not identical assets or liabilities other than quoted prices in Level 1, quoted prices in markets that are not active, or other significant inputs that are observable or can be derived principally from or corroborated by observable market data for substantially the full term of the assets or liabilities. Level 3 - Unobservable inputs that are supported by little or no market activity and are significant to the determination of estimated fair value of the assets and liabilities. Unobservable inputs reflect the reporting entity's own assumptions about the assumptions that market participants would use in pricing the asset or liability.

In general, investments classified within Level 3 use many of the same valuation techniques and inputs as described in the Level 2 discussions. However, if key inputs are unobservable, or if the investments are less liquid and there is very limited trading activity, the investments are generally classified as Level 3. The use of independent non-binding broker quotations to value investments generally indicates there is a lack of liquidity or the general lack of transparency in the process to develop the valuation estimates generally causing such investments to be classified in Level 3.

**Bonds, Cash, Cash Equivalents and Short-term Investments**

When available, the estimated fair value for bonds, including ABS, cash equivalents, and short-term investments, are based on quoted prices in active markets that are readily and regularly obtainable. Generally, these investments are classified in Level 1, are the most liquid of the Company's securities holdings and valuation of these securities does not involve management's judgment.

When quoted prices in active markets are not available, the determination of estimated fair value is based on market standard valuation methodologies, giving priority to observable inputs. The significant inputs to the market standard valuation methodologies for certain types of securities with reasonable levels of price transparency are inputs that are observable in the market or can be derived principally from or corroborated by observable market data. Generally, these investments are classified in Level 2.

When observable inputs are not available, the market standard valuation methodologies rely on inputs that are significant to the estimated fair value that are not observable in the market or cannot be derived principally from or

**NOTES TO THE FINANCIAL STATEMENTS**

(Dollar amounts in whole dollars except for per share, number of shares/securities and percentages data)

corroborated by observable market data. These unobservable inputs can be based in large part on management's judgment or estimation, and cannot be supported by reference to market activity. Even though these inputs are unobservable, management believes they are consistent with what other market participants would use when pricing such securities and are considered appropriate given the circumstances. Generally, these investments are classified in Level 3.

The use of different methodologies, assumptions and inputs may have a material effect on the estimated fair values of the Company's securities holdings.

The estimated fair value for cash approximates carrying value and is classified as Level 1 given the nature of cash.

**Investment Income Due and Accrued**

Due to the short-term nature of investment income due and accrued, the Company believes there is minimal risk of material changes in interest rates or the credit of the issuer such that estimated fair value approximates carrying value. These amounts are generally classified as Level 2.

- D. At September 30, 2025, the Company had no investments where it was not practicable to estimate fair value.
- E. The Company did not have any investments that were measured using NAV as a practical expedient as of September 30, 2025.

**21. Other Items**

A-I. No significant change.

**22. Events Subsequent**

The Company has evaluated events subsequent to September 30, 2025 through November 10, 2025, which is the date these financial statements were available to be issued and has determined there are no material subsequent events requiring adjustment to or disclosure in the financial statements.

**23. Reinsurance**

A-K. No significant change.

**24. Retrospectively Rated Contracts & Contracts Subject to Redetermination**

A-E. No significant change.

F. The Company is not subject to the risk sharing provision of the Affordable Care Act.

**25. Change in Incurred Losses and Loss Adjustment Expenses**

- A. Reserves as of December 31, 2024 were \$33,114,686. As of September 30, 2025, \$39,961,796 has been paid for incurred claims net of reinsurance recoverables and claim adjustment expenses attributable to insured events of prior years. Reserves remaining for prior years are now \$310,417 as a result of re-estimation of unpaid claims and claims adjustment expenses. Therefore, there has been a \$7,157,527 unfavorable prior year development from December 31, 2024 to September 30, 2025. The increase is generally the result of ongoing analysis of recent loss development trends. Original estimates are increased or decreased as additional information becomes known regarding individual claims.
- B. There were no significant changes in methodologies and assumptions used in calculating the liability for unpaid losses and loss adjustment expenses during 2025.

**26. Intercompany Pooling Arrangements**

No significant change.

**27. Structured Settlements**

No significant change.

**28. Health Care Receivables**

No significant change.

**29. Participating Policies**

No significant change.

**30. Premium Deficiency Reserves**

No significant change.



**NOTES TO THE FINANCIAL STATEMENTS**

(Dollar amounts in whole dollars except for per share, number of shares/securities and percentages data)

**31. High Deductibles**

No significant change.

**32. Discounting of Liabilities for Unpaid Losses or Unpaid Loss Adjustment Expenses**

No significant change.

**33. Asbestos/Environmental Reserves**

No significant change.

**34. Subscriber Savings Accounts**

No significant change.

**35. Multiple Peril Crop Insurance**

No significant change.

**36. Financial Guaranty Insurance**

No significant change.

STATEMENT AS OF SEPTEMBER 30, 2025 OF THE METROPOLITAN GENERAL INSURANCE COMPANY  
**GENERAL INTERROGATORIES**

**PART 1 - COMMON INTERROGATORIES**

**GENERAL**

- 1.1 Did the reporting entity experience any material transactions requiring the filing of Disclosure of Material Transactions with the State of Domicile, as required by the Model Act? ..... Yes [ ] No [ X ]
- 1.2 If yes, has the report been filed with the domiciliary state? ..... Yes [ ] No [ ]
- 2.1 Has any change been made during the year of this statement in the charter, by-laws, articles of incorporation, or deed of settlement of the reporting entity? ..... Yes [ ] No [ X ]
- 2.2 If yes, date of change: ..... \_\_\_\_\_
- 3.1 Is the reporting entity a member of an Insurance Holding Company System consisting of two or more affiliated persons, one or more of which is an insurer? ..... Yes [ X ] No [ ]  
 If yes, complete Schedule Y, Parts 1 and 1A.
- 3.2 Have there been any substantial changes in the organizational chart since the prior quarter end? ..... Yes [ X ] No [ ]
- 3.3 If the response to 3.2 is yes, provide a brief description of those changes.  
 Various mergers, reorganizations and formations - See Schedule Y Part 1, Organization Chart - regarding information concerning activities of insurer members of a holding company group .....
- 3.4 Is the reporting entity publicly traded or a member of a publicly traded group? ..... Yes [ X ] No [ ]
- 3.5 If the response to 3.4 is yes, provide the CIK (Central Index Key) code issued by the SEC for the entity/group. .... 1099219
- 4.1 Has the reporting entity been a party to a merger or consolidation during the period covered by this statement? ..... Yes [ ] No [ X ]
- 4.2 If yes, provide the name of the entity, NAIC Company Code, and state of domicile (use two letter state abbreviation) for any entity that has ceased to exist as a result of the merger or consolidation.

1 Name of Entity	2 NAIC Company Code	3 State of Domicile
.....	.....	.....

5. If the reporting entity is subject to a management agreement, including third-party administrator(s), managing general agent(s), attorney-in-fact, or similar agreement, have there been any significant changes regarding the terms of the agreement or principals involved? ..... Yes [ ] No [ X ] N/A [ ]  
 If yes, attach an explanation.  
 .....
- 6.1 State as of what date the latest financial examination of the reporting entity was made or is being made. .... 12/31/2020
- 6.2 State the as of date that the latest financial examination report became available from either the state of domicile or the reporting entity. This date should be the date of the examined balance sheet and not the date the report was completed or released. .... 12/31/2020
- 6.3 State as of what date the latest financial examination report became available to other states or the public from either the state of domicile or the reporting entity. This is the release date or completion date of the examination report and not the date of the examination (balance sheet date). .... 04/11/2022
- 6.4 By what department or departments?  
 Rhode Island Insurance Division / Department of Business Regulation .....
- 6.5 Have all financial statement adjustments within the latest financial examination report been accounted for in a subsequent financial statement filed with Departments? ..... Yes [ ] No [ ] N/A [ X ]
- 6.6 Have all of the recommendations within the latest financial examination report been complied with? ..... Yes [ ] No [ ] N/A [ X ]
- 7.1 Has this reporting entity had any Certificates of Authority, licenses or registrations (including corporate registration, if applicable) suspended or revoked by any governmental entity during the reporting period? ..... Yes [ ] No [ X ]
- 7.2 If yes, give full information:  
 .....
- 8.1 Is the company a subsidiary of a bank holding company regulated by the Federal Reserve Board? ..... Yes [ ] No [ X ]
- 8.2 If response to 8.1 is yes, please identify the name of the bank holding company.  
 .....
- 8.3 Is the company affiliated with one or more banks, thrifts or securities firms? ..... Yes [ X ] No [ ]
- 8.4 If response to 8.3 is yes, please provide below the names and location (city and state of the main office) of any affiliates regulated by a federal regulatory services agency [i.e. the Federal Reserve Board (FRB), the Office of the Comptroller of the Currency (OCC), the Federal Deposit Insurance Corporation (FDIC) and the Securities Exchange Commission (SEC)] and identify the affiliate's primary federal regulator.

1 Affiliate Name	2 Location (City, State)	3 FRB	4 OCC	5 FDIC	6 SEC
MetLife Investment Management, LLC .....	Whippany, NJ .....	.....	.....	.....	...YES...
MetLife Investors Distribution Company .....	New York, NY .....	.....	.....	.....	...YES...
MetLife Investment Securities, LLC .....	Whippany, NJ .....	.....	.....	.....	...YES...

## GENERAL INTERROGATORIES

- 9.1 Are the senior officers (principal executive officer, principal financial officer, principal accounting officer or controller, or persons performing similar functions) of the reporting entity subject to a code of ethics, which includes the following standards? ..... Yes  No
- (a) Honest and ethical conduct, including the ethical handling of actual or apparent conflicts of interest between personal and professional relationships;
- (b) Full, fair, accurate, timely and understandable disclosure in the periodic reports required to be filed by the reporting entity;
- (c) Compliance with applicable governmental laws, rules and regulations;
- (d) The prompt internal reporting of violations to an appropriate person or persons identified in the code; and
- (e) Accountability for adherence to the code.
- 9.11 If the response to 9.1 is No, please explain: .....
- 9.2 Has the code of ethics for senior managers been amended? ..... Yes  No
- 9.21 If the response to 9.2 is Yes, provide information related to amendment(s).  
The Code of Business Ethics is reviewed and updated annually to reflect prevailing norms, market conditions and updates to internal policies. For 2025, the Code was updated to reflect our current strategy. The updated Code was published on July 23, 2025. ....
- 9.3 Have any provisions of the code of ethics been waived for any of the specified officers? ..... Yes  No
- 9.31 If the response to 9.3 is Yes, provide the nature of any waiver(s).  
.....

### FINANCIAL

- 10.1 Does the reporting entity report any amounts due from parent, subsidiaries or affiliates on Page 2 of this statement? ..... Yes  No
- 10.2 If yes, indicate any amounts receivable from parent included in the Page 2 amount: ..... \$ .....

### INVESTMENT

- 11.1 Were any of the stocks, bonds, or other assets of the reporting entity loaned, placed under option agreement, or otherwise made available for use by another person? (Exclude securities under securities lending agreements.) ..... Yes  No
- 11.2 If yes, give full and complete information relating thereto:  
On deposit with states: \$4,642,400 .....

12. Amount of real estate and mortgages held in other invested assets in Schedule BA: ..... \$ .....
13. Amount of real estate and mortgages held in short-term investments: ..... \$ .....
- 14.1 Does the reporting entity have any investments in parent, subsidiaries and affiliates? ..... Yes  No
- 14.2 If yes, please complete the following:

	1 Prior Year-End Book/Adjusted Carrying Value	2 Current Quarter Book/Adjusted Carrying Value
14.21 Bonds .....	\$ .....	\$ .....
14.22 Preferred Stock .....	\$ .....	\$ .....
14.23 Common Stock .....	\$ .....	\$ .....
14.24 Short-Term Investments .....	\$ .....	\$ .....
14.25 Mortgage Loans on Real Estate .....	\$ .....	\$ .....
14.26 All Other .....	\$ .....	\$ .....
14.27 Total Investment in Parent, Subsidiaries and Affiliates (Subtotal Lines 14.21 to 14.26) .....	\$ .....	\$ .....
14.28 Total Investment in Parent included in Lines 14.21 to 14.26 above .....	\$ .....	\$ .....

- 15.1 Has the reporting entity entered into any hedging transactions reported on Schedule DB? ..... Yes  No
- 15.2 If yes, has a comprehensive description of the hedging program been made available to the domiciliary state? ..... Yes  No  N/A
- If no, attach a description with this statement.  
.....

16. For the reporting entity's security lending program, state the amount of the following as of the current statement date:
- 16.1 Total fair value of reinvested collateral assets reported on Schedule DL, Parts 1 and 2. .... \$ .....
- 16.2 Total book/adjusted carrying value of reinvested collateral assets reported on Schedule DL, Parts 1 and 2 ..... \$ .....
- 16.3 Total payable for securities lending reported on the liability page. .... \$ .....

STATEMENT AS OF SEPTEMBER 30, 2025 OF THE METROPOLITAN GENERAL INSURANCE COMPANY  
**GENERAL INTERROGATORIES**

17. Excluding items in Schedule E - Part 3 - Special Deposits, real estate, mortgage loans and investments held physically in the reporting entity's offices, vaults or safety deposit boxes, were all stocks, bonds and other securities, owned throughout the current year held pursuant to a custodial agreement with a qualified bank or trust company in accordance with Section 1, III - General Examination Considerations, F. Outsourcing of Critical Functions, Custodial or Safekeeping Agreements of the NAIC Financial Condition Examiners Handbook? ..... Yes [ X ] No [ ]
- 17.1 For all agreements that comply with the requirements of the NAIC Financial Condition Examiners Handbook, complete the following:

1 Name of Custodian(s)	2 Custodian Address
JP Morgan Chase & Co .....	4 MetroTech Center, 6th Floor, Brooklyn, NY 11245 .....

- 17.2 For all agreements that do not comply with the requirements of the NAIC Financial Condition Examiners Handbook, provide the name, location and a complete explanation:

1 Name(s)	2 Location(s)	3 Complete Explanation(s)
.....	.....	.....

- 17.3 Have there been any changes, including name changes, in the custodian(s) identified in 17.1 during the current quarter? ..... Yes [ ] No [ X ]
- 17.4 If yes, give full information relating thereto:

1 Old Custodian	2 New Custodian	3 Date of Change	4 Reason
.....	.....	.....	.....

- 17.5 Investment management – Identify all investment advisors, investment managers, broker/dealers, including individuals that have the authority to make investment decisions on behalf of the reporting entity. This includes both primary and sub-advisors. For assets that are managed internally by employees of the reporting entity, note as such. ["...that have access to the investment accounts"; "...handle securities"]

1 Name of Firm or Individual	2 Affiliation
MetLife Investment Management, LLC .....	A.....

- 17.5097 For those firms/individuals listed in the table for Question 17.5, do any firms/individuals unaffiliated with the reporting entity (i.e. designated with a "U") manage more than 10% of the reporting entity's invested assets?..... Yes [ ] No [ X ]
- 17.5098 For firms/individuals unaffiliated with the reporting entity (i.e. designated with a "U") listed in the table for Question 17.5, does the total assets under management aggregate to more than 50% of the reporting entity's invested assets?..... Yes [ ] No [ X ]

- 17.6 For those firms or individuals listed in the table for 17.5 with an affiliation code of "A" (affiliated) or "U" (unaffiliated), provide the information for the table below.

1	2	3	4	5
Central Registration Depository Number	Name of Firm or Individual	Legal Entity Identifier (LEI)	Registered With	Investment Management Agreement (IMA) Filed
142463 .....	MetLife Investment Management, LLC .....	EAU072Q8FCR1S0XGYJ21 .....	SEC .....	DS.....

- 18.1 Have all the filing requirements of the Purposes and Procedures Manual of the NAIC Investment Analysis Office been followed? ..... Yes [ X ] No [ ]
- 18.2 If no, list exceptions:  
 .....

19. By self-designating 5GI securities, the reporting entity is certifying the following elements for each self-designated 5GI security:
- a. Documentation necessary to permit a full credit analysis of the security does not exist or an NAIC CRP credit rating for an FE or PL security is not available.
  - b. Issuer or obligor is current on all contracted interest and principal payments.
  - c. The insurer has an actual expectation of ultimate payment of all contracted interest and principal.
- Has the reporting entity self-designated 5GI securities? ..... Yes [ ] No [ X ]

20. By self-designating PLGI securities, the reporting entity is certifying the following elements of each self-designated PLGI security:
- a. The security was purchased prior to January 1, 2018.
  - b. The reporting entity is holding capital commensurate with the NAIC Designation reported for the security.
  - c. The NAIC Designation was derived from the credit rating assigned by an NAIC CRP in its legal capacity as a NRSRO which is shown on a current private letter rating held by the insurer and available for examination by state insurance regulators.
  - d. The reporting entity is not permitted to share this credit rating of the PL security with the SVO.
- Has the reporting entity self-designated PLGI securities? ..... Yes [ ] No [ X ]

21. By assigning FE to a Schedule BA non-registered private fund, the reporting entity is certifying the following elements of each self-designated FE fund:
- a. The shares were purchased prior to January 1, 2019.
  - b. The reporting entity is holding capital commensurate with the NAIC Designation reported for the security.
  - c. The security had a public credit rating(s) with annual surveillance assigned by an NAIC CRP in its legal capacity as an NRSRO prior to January 1, 2019.
  - d. The fund only or predominantly holds bonds in its portfolio.
  - e. The current reported NAIC Designation was derived from the public credit rating(s) with annual surveillance assigned by an NAIC CRP in its legal capacity as an NRSRO.
  - f. The public credit rating(s) with annual surveillance assigned by an NAIC CRP has not lapsed.
- Has the reporting entity assigned FE to Schedule BA non-registered private funds that complied with the above criteria? ..... Yes [ ] No [ X ]

# GENERAL INTERROGATORIES

## PART 2 - PROPERTY & CASUALTY INTERROGATORIES

1. If the reporting entity is a member of a pooling arrangement, did the agreement or the reporting entity's participation change? ..... Yes [ ] No [ ] N/A [ X ]  
 If yes, attach an explanation.

2. Has the reporting entity reinsured any risk with any other reporting entity and agreed to release such entity from liability, in whole or in part, from any loss that may occur on the risk, or portion thereof, reinsured? ..... Yes [ ] No [ X ]  
 If yes, attach an explanation.

3.1 Have any of the reporting entity's primary reinsurance contracts been canceled? ..... Yes [ ] No [ X ]

3.2 If yes, give full and complete information thereto.

4.1 Are any of the liabilities for unpaid losses and loss adjustment expenses other than certain workers' compensation tabular reserves (see Annual Statement Instructions pertaining to disclosure of discounting for definition of "tabular reserves") discounted at a rate of interest greater than zero? ..... Yes [ ] No [ X ]

4.2 If yes, complete the following schedule:

			TOTAL DISCOUNT				DISCOUNT TAKEN DURING PERIOD			
1	2	3	4	5	6	7	8	9	10	11
Line of Business	Maximum Interest	Discount Rate	Unpaid Losses	Unpaid LAE	IBNR	TOTAL	Unpaid Losses	Unpaid LAE	IBNR	TOTAL
TOTAL										

5. Operating Percentages:

5.1 A&H loss percent ..... %

5.2 A&H cost containment percent ..... %

5.3 A&H expense percent excluding cost containment expenses ..... %

6.1 Do you act as a custodian for health savings accounts? ..... Yes [ ] No [ X ]

6.2 If yes, please provide the amount of custodial funds held as of the reporting date ..... \$.....

6.3 Do you act as an administrator for health savings accounts? ..... Yes [ ] No [ X ]

6.4 If yes, please provide the balance of the funds administered as of the reporting date ..... \$.....

7. Is the reporting entity licensed or chartered, registered, qualified, eligible or writing business in at least two states? ..... Yes [ X ] No [ ]

7.1 If no, does the reporting entity assume reinsurance business that covers risks residing in at least one state other than the state of domicile of the reporting entity? ..... Yes [ ] No [ ]

**SCHEDULE F - CEDED REINSURANCE**

Showing All New Reinsurers - Current Year to Date

1 NAIC Company Code	2 ID Number	3 Name of Reinsurer	4 Domiciliary Jurisdiction	5 Type of Reinsurer	6 Certified Reinsurer Rating (1 through 6)	7 Effective Date of Certified Reinsurer Rating
<b>NONE</b>						

STATEMENT AS OF SEPTEMBER 30, 2025 OF THE METROPOLITAN GENERAL INSURANCE COMPANY

**SCHEDULE T - EXHIBIT OF PREMIUMS WRITTEN**

Current Year to Date - Allocated by States and Territories

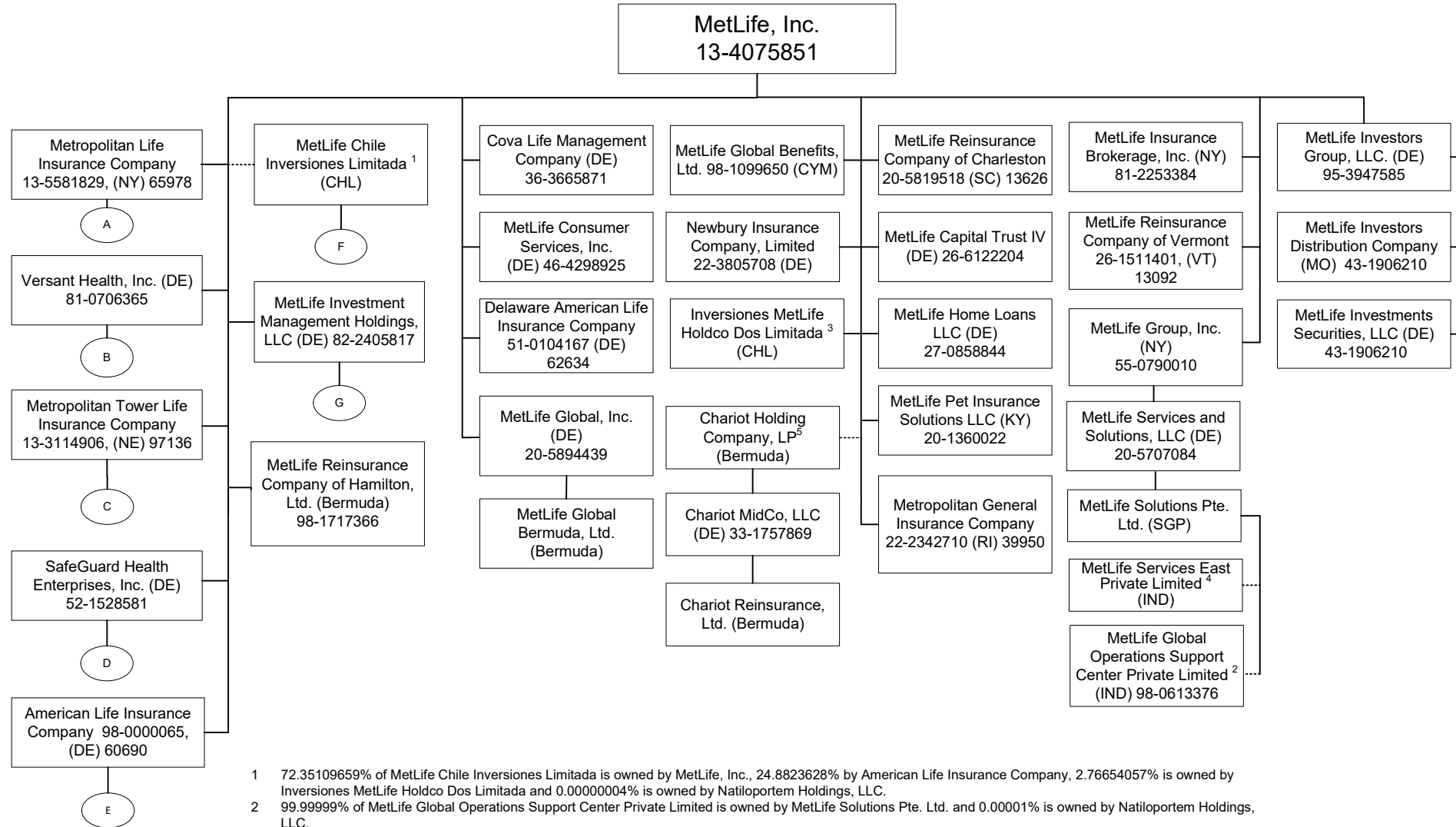
States, etc.	1 Active Status (a)	Direct Premiums Written		Direct Losses Paid (Deducting Salvage)		Direct Losses Unpaid		
		2 Current Year To Date	3 Prior Year To Date	4 Current Year To Date	5 Prior Year To Date	6 Current Year To Date	7 Prior Year To Date	
1. Alabama	AL	L	3,495,705	2,574,093	1,079,246	745,411	117,805	105,547
2. Alaska	AK	L	732,690	477,832	543,545	339,571	50,288	35,521
3. Arizona	AZ	L	18,691,397	14,280,801	8,616,571	5,474,592	1,130,767	993,644
4. Arkansas	AR	L	493,105	386,336	287,770	219,975	33,116	29,816
5. California	CA	L	107,644,310	56,411,186	68,673,412	32,589,774	7,682,548	4,944,856
6. Colorado	CO	L	8,648,849	6,776,980	6,557,718	4,465,586	758,733	627,672
7. Connecticut	CT	L	5,168,348	3,844,038	4,497,615	2,845,359	497,645	398,421
8. Delaware	DE	L	869,002	649,660	644,598	397,086	66,767	54,448
9. District of Columbia	DC	L	1,213,028	871,770	1,132,682	801,424	136,456	114,875
10. Florida	FL	L	38,061,695	26,926,878	20,794,763	12,380,966	2,287,530	2,003,838
11. Georgia	GA	L	21,379,106	15,647,183	8,681,286	5,372,471	1,042,933	851,645
12. Hawaii	HI	L	707,783	426,406	475,444	108,635	26,428	7,544
13. Idaho	ID	L	700,027	499,858	424,299	265,232	42,312	30,875
14. Illinois	IL	L	17,374,763	12,173,547	9,746,297	6,341,668	1,231,456	1,007,568
15. Indiana	IN	L	7,214,189	5,591,206	2,126,161	1,399,582	252,996	250,530
16. Iowa	IA	L	742,790	554,716	501,015	302,993	54,048	42,606
17. Kansas	KS	L	3,245,964	2,504,710	1,361,367	840,061	157,438	153,958
18. Kentucky	KY	L	1,932,103	1,646,208	1,361,275	952,894	170,057	151,733
19. Louisiana	LA	L	2,439,463	1,633,162	916,501	598,441	106,914	86,509
20. Maine	ME	L	2,167,258	1,574,214	1,410,304	916,598	152,313	129,919
21. Maryland	MD	L	6,809,689	4,768,688	5,250,826	3,416,467	589,185	482,182
22. Massachusetts	MA	L	19,396,841	14,353,484	10,132,587	6,989,654	1,027,679	1,055,415
23. Michigan	MI	L	15,980,720	13,110,497	6,643,483	4,568,831	1,287,296	1,348,873
24. Minnesota	MN	L	9,135,492	7,050,320	4,877,198	3,332,236	523,977	457,071
25. Mississippi	MS	L	1,682,859	1,227,518	302,371	228,865	34,756	41,829
26. Missouri	MO	L	3,009,958	2,308,791	2,251,523	1,445,209	241,337	188,196
27. Montana	MT	L	632,566	431,481	357,104	206,783	38,908	25,438
28. Nebraska	NE	L	1,843,272	1,367,585	561,007	389,489	68,321	62,161
29. Nevada	NV	L	5,753,798	4,181,928	1,868,066	1,115,420	242,236	261,746
30. New Hampshire	NH	L	2,475,295	1,745,983	2,975,301	2,482,868	492,900	1,972,274
31. New Jersey	NJ	L	20,373,699	13,355,974	14,139,602	9,249,274	1,392,518	1,077,866
32. New Mexico	NM	L	573,472	363,225	489,103	197,811	40,726	24,562
33. New York	NY	L	33,738,378	25,841,856	21,998,880	14,009,169	2,435,507	1,877,298
34. North Carolina	NC	L	7,275,121	5,215,126	6,161,690	3,539,869	602,177	435,967
35. North Dakota	ND	L	438,049	285,650	249,349	156,144	29,483	32,780
36. Ohio	OH	L	6,927,217	4,948,621	5,610,879	3,483,715	608,503	480,966
37. Oklahoma	OK	L	805,475	648,198	519,117	351,854	58,858	49,024
38. Oregon	OR	L	7,556,319	5,301,593	4,572,810	2,580,598	422,635	386,248
39. Pennsylvania	PA	L	10,370,346	7,444,514	8,310,183	5,338,493	909,614	724,782
40. Rhode Island	RI	L	65,277,890	52,837,314	17,679,080	11,490,666	2,975,420	3,059,498
41. South Carolina	SC	L	2,547,535	1,858,376	2,031,284	1,199,008	205,125	156,782
42. South Dakota	SD	L	110,164	92,201	63,420	50,776	7,902	19,579
43. Tennessee	TN	L	7,190,734	5,086,908	2,596,263	1,699,743	303,024	238,389
44. Texas	TX	L	13,796,763	10,818,161	10,535,583	7,107,225	1,167,716	971,567
45. Utah	UT	L	5,195,020	3,824,408	1,986,202	1,195,789	207,182	213,061
46. Vermont	VT	L	498,504	373,708	385,655	273,447	42,448	33,308
47. Virginia	VA	L	15,818,165	10,573,776	9,036,688	5,536,515	1,009,429	803,561
48. Washington	WA	L	8,077,482	5,528,134	6,878,081	4,248,935	651,824	464,115
49. West Virginia	WV	L	454,046	328,707	306,641	158,542	29,329	20,927
50. Wisconsin	WI	L	6,632,187	4,929,041	3,179,150	2,176,705	553,203	702,419
51. Wyoming	WY	L	296,872	203,862	117,459	60,182	9,767	6,053
52. American Samoa	AS	N						
53. Guam	GU	N						
54. Puerto Rico	PR	N						
55. U.S. Virgin Islands	VI	N						
56. Northern Mariana Islands	MP	N						
57. Canada	CAN	N						
58. Aggregate Other Alien	OT	XXX						
59. Totals	XXX		523,595,503	365,856,412	291,898,454	175,638,601	34,207,535	29,695,462
DETAILS OF WRITE-INS								
58001.	XXX							
58002.	XXX							
58003.	XXX							
58998. Summary of remaining write-ins for Line 58 from overflow page	XXX							
58999. Totals (Lines 58001 through 58003 plus 58998)(Line 58 above)	XXX							

(a) Active Status Counts:

- 1. L - Licensed or Chartered - Licensed insurance carrier or domiciled RRG..... 51
- 2. R - Registered - Non-domiciled RRGs..... 5
- 3. E - Eligible - Reporting entities eligible or approved to write surplus lines in the state (other than their state of domicile - see DSLI)..... 6
- 4. Q - Qualified - Qualified or accredited reinsurer..... 51
- 5. D - Domestic Surplus Lines Insurer (DSLII) - Reporting entities authorized to write surplus lines in the state of domicile..... 6
- 6. N - None of the above - Not allowed to write business in the state..... 6

**SCHEDULE Y - INFORMATION CONCERNING ACTIVITIES OF INSURER MEMBERS OF A HOLDING COMPANY GROUP**

**PART 1 - ORGANIZATIONAL CHART**



1 72.35109659% of MetLife Chile Inversiones Limitada is owned by MetLife, Inc., 24.8823628% by American Life Insurance Company, 2.76654057% is owned by Inversiones MetLife Holdco Dos Limitada and 0.00000004% is owned by Natiloportem Holdings, LLC.

2 99.99999% of MetLife Global Operations Support Center Private Limited is owned by MetLife Solutions Pte. Ltd. and 0.00001% is owned by Natiloportem Holdings, LLC.

3 99.99946% of Inversiones MetLife Holdco Dos Limitada is owned by MetLife, Inc., 0.000535% is owned by MetLife International Holdings, LLC. and 0.0000054% is owned by Natiloportem Holdings, LLC.

4 57.279332% of MetLife Services East Private Limited is owned by MetLife Global Operations Support Center Private Limited, 42.720666% is owned by MetLife Solutions Pte. Limited, and 0.000002% is owned by Natiloportem Holdings LLC.

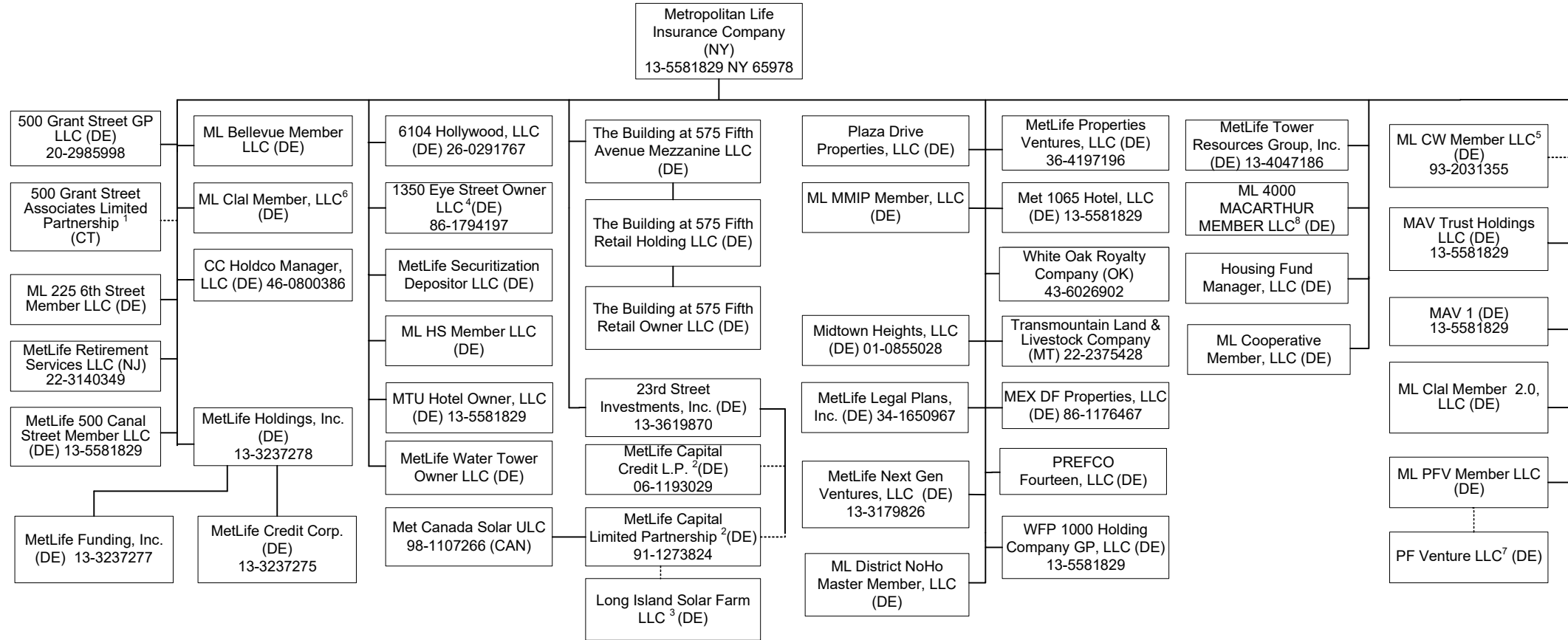
5 MetLife, Inc. holds an approximate 25% interest in the non-voting limited partnership interests of Chariot Holding Company, LP, a Bermuda exempted limited partnership. The remaining interests are held by third parties. The Nebraska Department of Insurance has approved MetLife's application to disclaim affiliation with Chariot Holding Company, LP and its subsidiaries.



SCHEDULE Y - INFORMATION CONCERNING ACTIVITIES OF INSURER MEMBERS OF A HOLDING COMPANY GROUP

PART 1 - ORGANIZATIONAL CHART

A



11.1

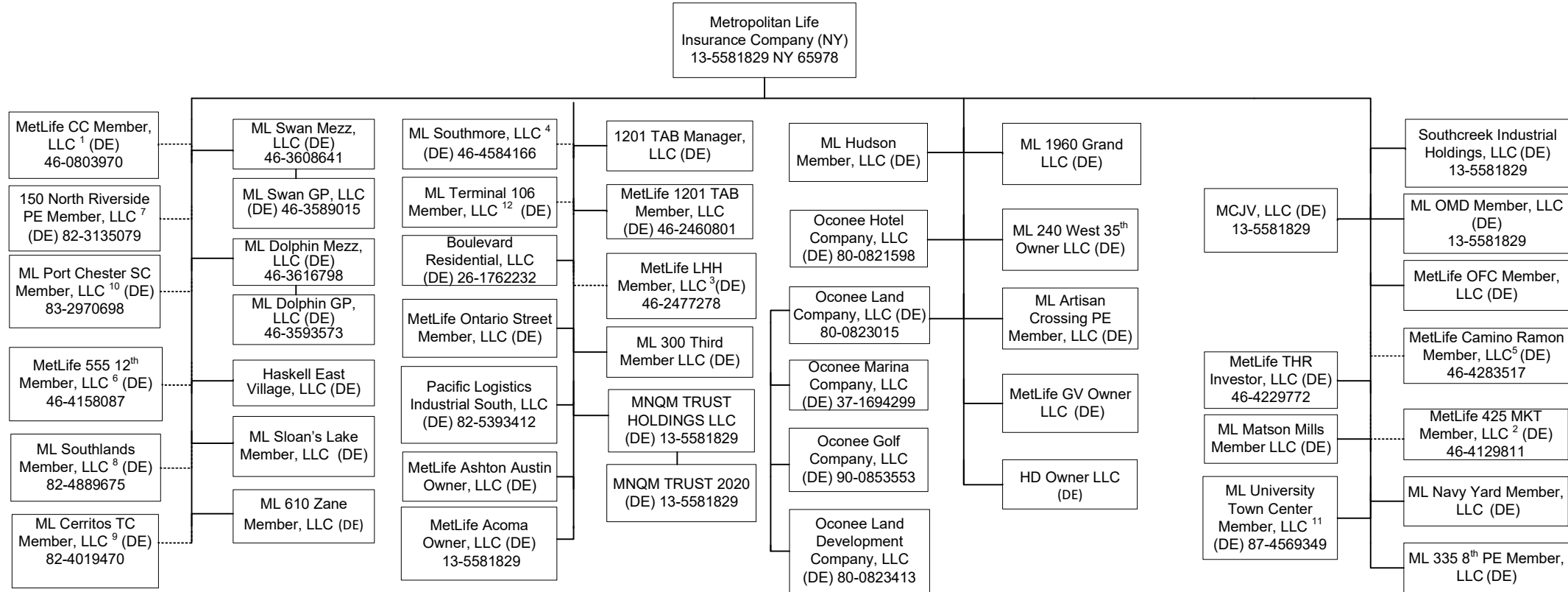
1 99% of 500 Grant Street Associates Limited Partnership is held by Metropolitan Life Insurance Company and 1% by 500 Grant Street GP LLC.  
 2 1% General Partnership interest is held by 23<sup>rd</sup> Street Investment, Inc. and 99% Limited Partnership interest is held by Metropolitan Life Insurance Company.  
 3 90.39% membership interest is held by LISF Solar Trust in which MetLife Capital Limited Partnership has a 100% beneficial interest and the remaining 9.61% is owned by a third party.

4 95.616439% of 1350 Eye Street Owner LLC is owned by Metropolitan Life insurance Company and 4.383561% is owned by Metropolitan Tower Life Insurance Company.  
 5 92.7% of ML CW Member LLC is owned by Metropolitan Life Insurance Company and 7.3% is owned by Metropolitan Tower Life Insurance Company.  
 6 50.1% of ML Clal Member, LLC is owned by Metropolitan Life Insurance Company and 49.9% is owned by MetLife Reinsurance Company of Hamilton, Ltd.  
 7 PF Venture LLC: ML PFV Member LLC holds a 94.117647% interest and MTL PFV Member LLC holds a 5.882353% interest.  
 8 Metropolitan Life Insurance Company owns 100% of ML 4000 MacArthur Member LLC.

SCHEDULE Y - INFORMATION CONCERNING ACTIVITIES OF INSURER MEMBERS OF A HOLDING COMPANY GROUP

PART 1 - ORGANIZATIONAL CHART

A-1



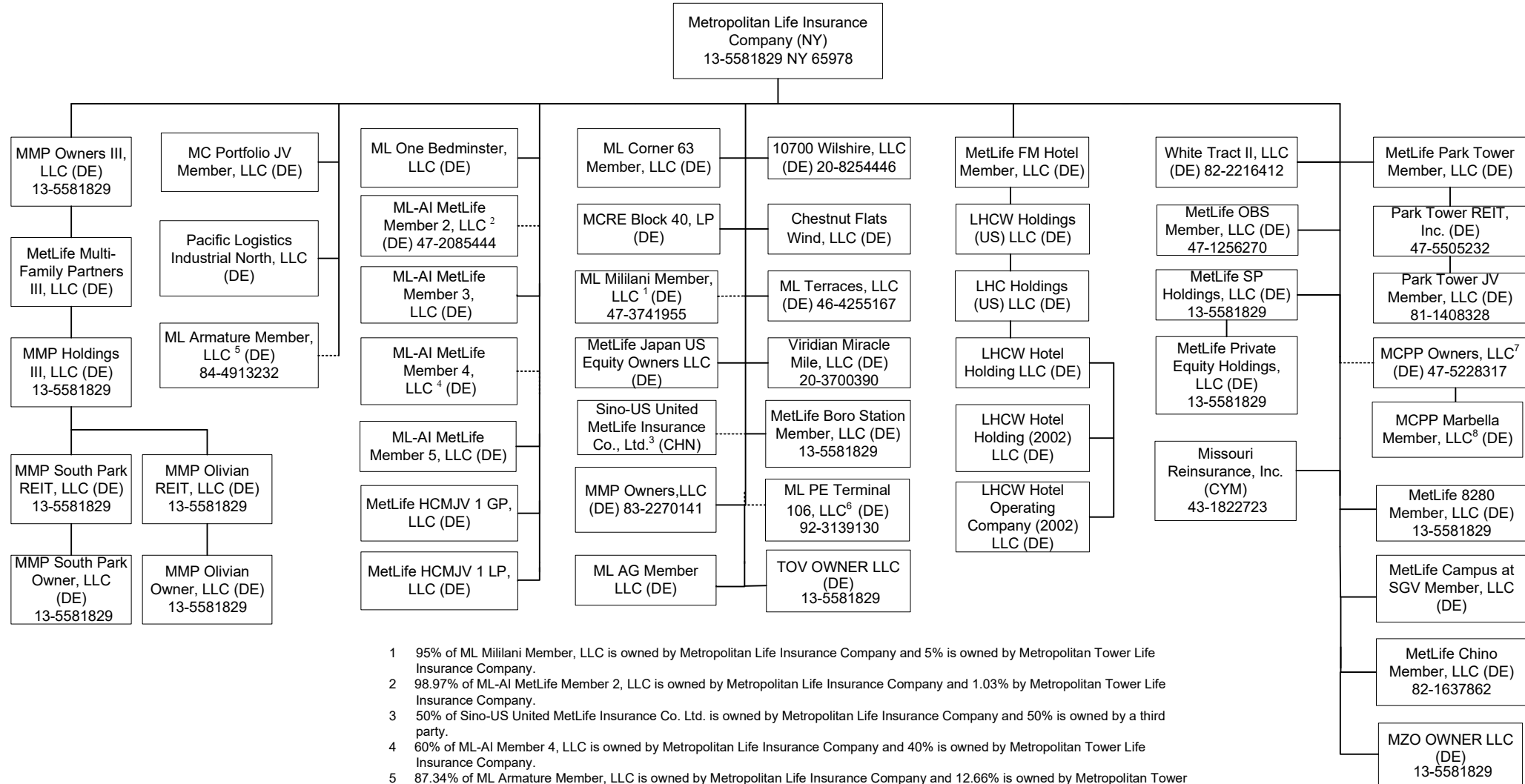
1 95.122% of MetLife CC Member, LLC is held by Metropolitan Life Insurance Company and 4.878% by Metropolitan Tower Life Insurance Company.  
 2 66.91% of MetLife 425 MKT Member, LLC is owned by Metropolitan Life Insurance Company and 33.09% is owned by MREF 425 MKT, LLC.  
 3 99% of MetLife LHH Member, LLC is owned by Metropolitan Life Insurance Company and 1% by Metropolitan Tower Life Insurance Company.  
 4 99% of ML Southmore, LLC is owned by Metropolitan Life Insurance Company and 1% by Metropolitan Tower Life Insurance Company.  
 5 99% of MetLife Camino Ramon Member, LLC is owned by Metropolitan Life Insurance Company and 1% by Metropolitan Tower Life Insurance Company.  
 6 89.84% of MetLife 555 12th Member, LLC is owned by Metropolitan Life Insurance Company and 10.16% is owned by Metropolitan Tower Life Insurance Company.  
 7 81.45% of 150 North Riverside PE Member, LLC is owned by Metropolitan Life Insurance Company, 18.55% is owned by Metropolitan Tower Life Insurance Company.

8 60% of ML Southlands Member, LLC is owned by Metropolitan Life Insurance Company and 40% is owned by Metropolitan Tower Life Insurance Company.  
 9 60% of ML Cerritos TC Member, LLC is owned by Metropolitan Life Insurance Company and 40% is owned by Metropolitan Tower Life Insurance Company.  
 10 60% of ML Port Chester SC Member, LLC is owned by Metropolitan Life Insurance Company and 40% is owned by Metropolitan Tower Life Insurance Company.  
 11 87% of ML University Town Center Member, LLC is owned by Metropolitan Life Insurance Company and 13% is owned by Metropolitan Tower Life Insurance Company.  
 12 87.45% of ML Terminal 106 Member, LLC is held by Metropolitan Life Insurance Company and 12.55% by Metropolitan Tower Life Insurance Company.

SCHEDULE Y - INFORMATION CONCERNING ACTIVITIES OF INSURER MEMBERS OF A HOLDING COMPANY GROUP

PART 1 - ORGANIZATIONAL CHART

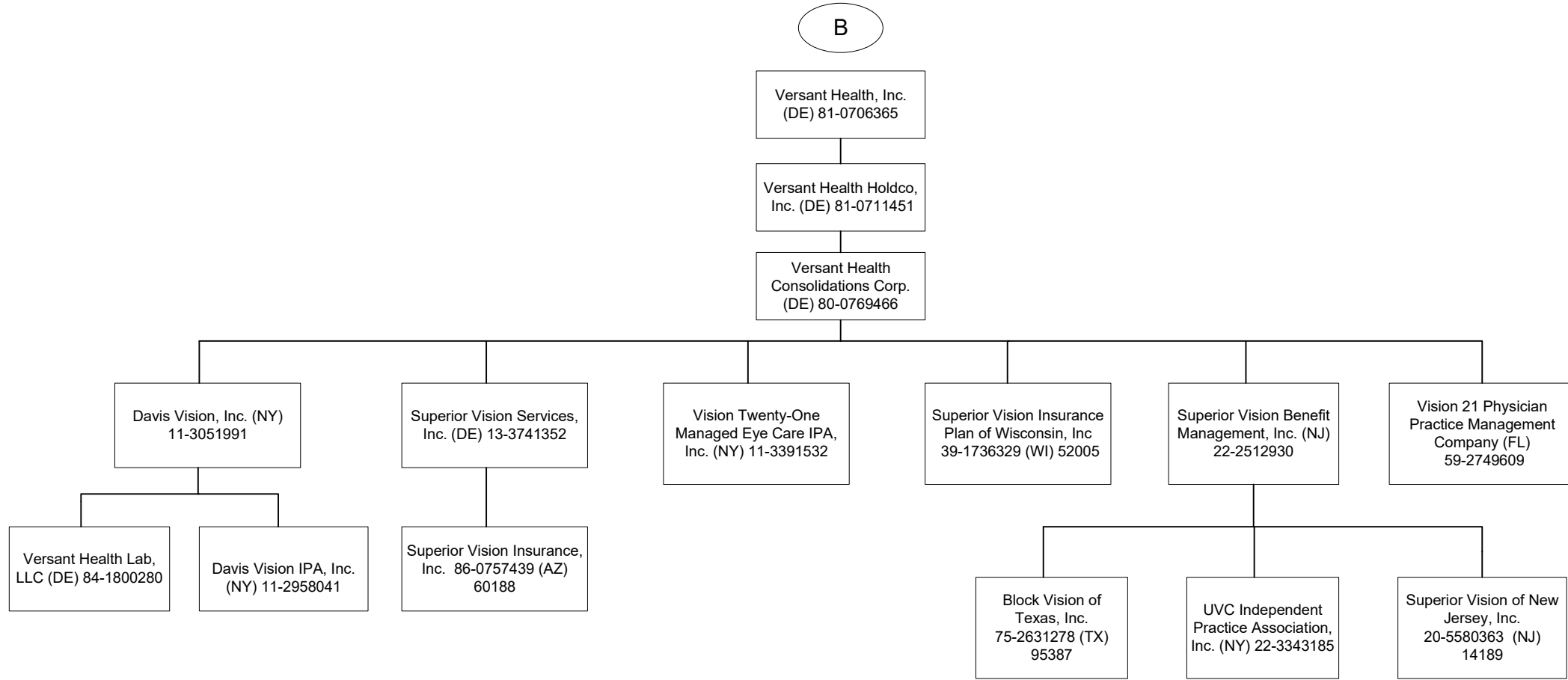
A-2



- 1 95% of ML Mililani Member, LLC is owned by Metropolitan Life Insurance Company and 5% is owned by Metropolitan Tower Life Insurance Company.
- 2 98.97% of ML-AI MetLife Member 2, LLC is owned by Metropolitan Life Insurance Company and 1.03% by Metropolitan Tower Life Insurance Company.
- 3 50% of Sino-US United MetLife Insurance Co. Ltd. is owned by Metropolitan Life Insurance Company and 50% is owned by a third party.
- 4 60% of ML-AI Member 4, LLC is owned by Metropolitan Life Insurance Company and 40% is owned by Metropolitan Tower Life Insurance Company.
- 5 87.34% of ML Armature Member, LLC is owned by Metropolitan Life Insurance Company and 12.66% is owned by Metropolitan Tower Life Insurance Company.
- 6 87.45% of ML PE Terminal 106, LLC is owned by Metropolitan Life Insurance Company and 12.55% is owned by Metropolitan Tower Life Insurance Company.
- 7 87.992% of MCPP Owners, LLC is owned by Metropolitan Life Insurance Company and 12.008% is owned by MetLife Reinsurance Company of Hamilton, Ltd.
- 8 50.1% of MCPP Marbella Member, LLC is owned by MCPP Owners, LLC and 49.9% is owned by third parties.

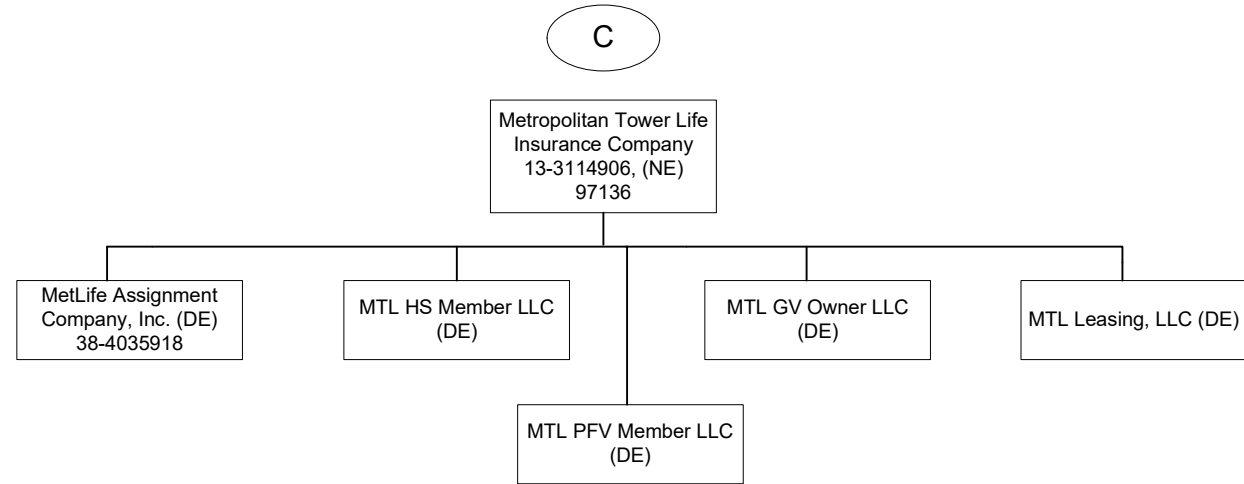
**SCHEDULE Y - INFORMATION CONCERNING ACTIVITIES OF INSURER MEMBERS OF A HOLDING COMPANY GROUP**

**PART 1 - ORGANIZATIONAL CHART**



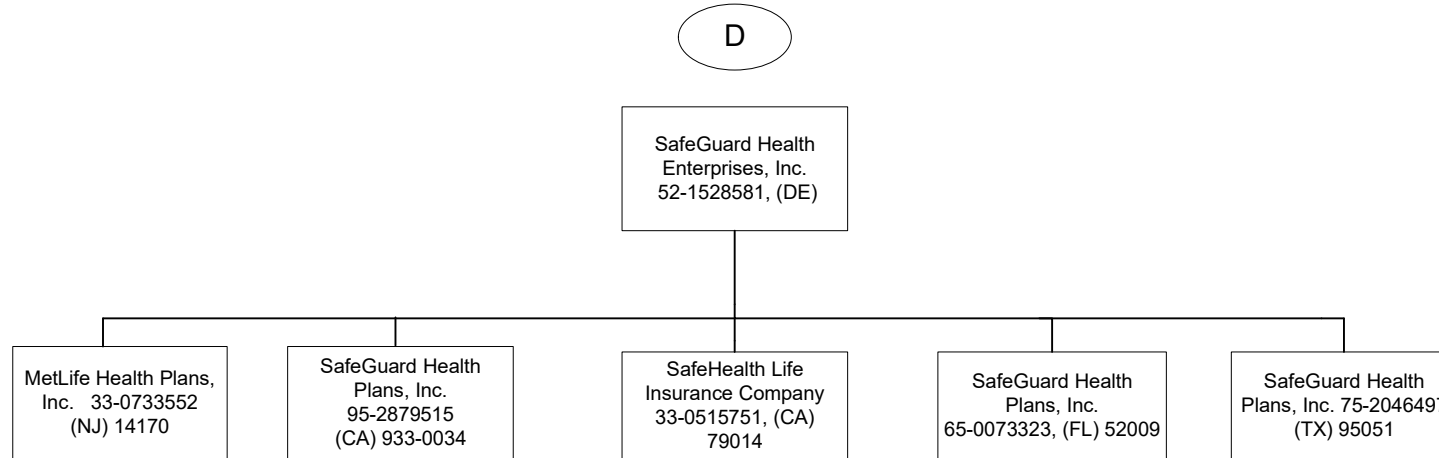
**SCHEDULE Y - INFORMATION CONCERNING ACTIVITIES OF INSURER MEMBERS OF A HOLDING COMPANY GROUP**

**PART 1 - ORGANIZATIONAL CHART**



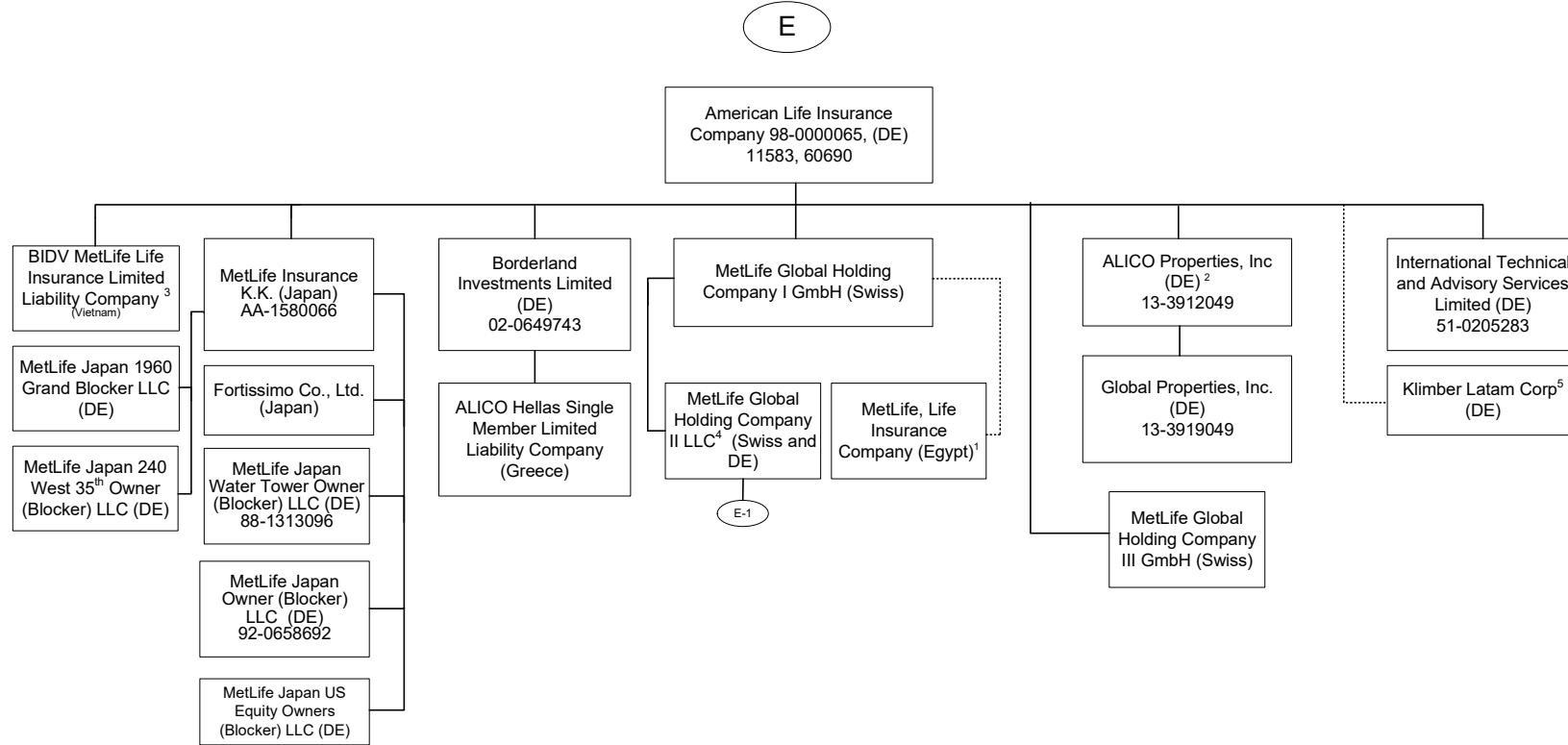
**SCHEDULE Y - INFORMATION CONCERNING ACTIVITIES OF INSURER MEMBERS OF A HOLDING COMPANY GROUP**

**PART 1 - ORGANIZATIONAL CHART**



SCHEDULE Y - INFORMATION CONCERNING ACTIVITIES OF INSURER MEMBERS OF A HOLDING COMPANY GROUP

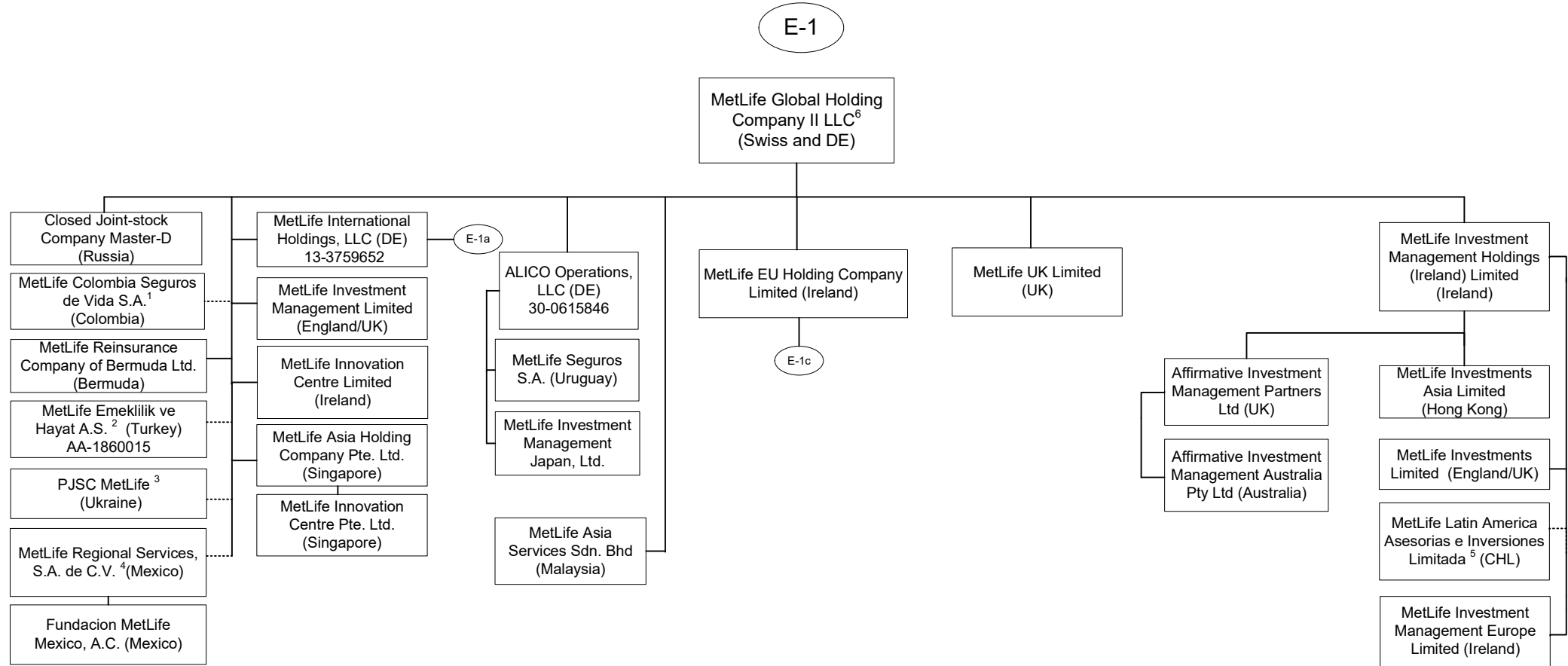
PART 1 - ORGANIZATIONAL CHART



1 84.125% of MetLife, Life Insurance Company (Egypt) is owned by MetLife Global Holding Company I GmbH and the remaining interest by third parties.  
 2 51% of ALICO Properties, Inc. is owned by American Life Insurance Company and the remaining interest by third parties.  
 3 60.61% of BIDV MetLife Life Insurance Limited Liability Company is held by American Life Insurance Company and the remainder by third parties.  
 4 MetLife Global Holding Company II LLC is dual chartered in DE and Switzerland.  
 5 American Life Insurance Company owns a 20% interest in the shares of Klimber Latam Corp. on a fully diluted basis. The remaining shares are held by third parties.

SCHEDULE Y - INFORMATION CONCERNING ACTIVITIES OF INSURER MEMBERS OF A HOLDING COMPANY GROUP

PART 1 - ORGANIZATIONAL CHART



11.8

1 89.9999657134583% of MetLife Colombia Seguros de Vida S.A. is owned by MetLife Global Holding Company II LLC (Swiss and DE), 10.0000315938813% is owned by MetLife Chile Inversiones Limitada, and International Technical and Advisory Services Limited, Borderland Investments Limited, and Natlioportem Holdings, LLC each own 0.000000897553447019009%.

2 99.98% of MetLife Emeklilik ve Hayat A.S. is owned by MetLife Global Holding Company II LLC (DE and Swiss) and the remaining by third parties.

3 99.9988% of PJSC MetLife is owned by MetLife Global Holding Company II LLC (DE and Swiss), .0006% is owned by International Technical and Advisory Services Limited and the remaining .0006% is owned by Borderland Investments Limited

4 99.999509% of MetLife Regional Services, S.A. de C.V. (Mexico) is held by MetLife Global Holding Company II LLC (DE and Swiss) and 0.000491% is held by MetLife UK Management Company Limited (England/UK).

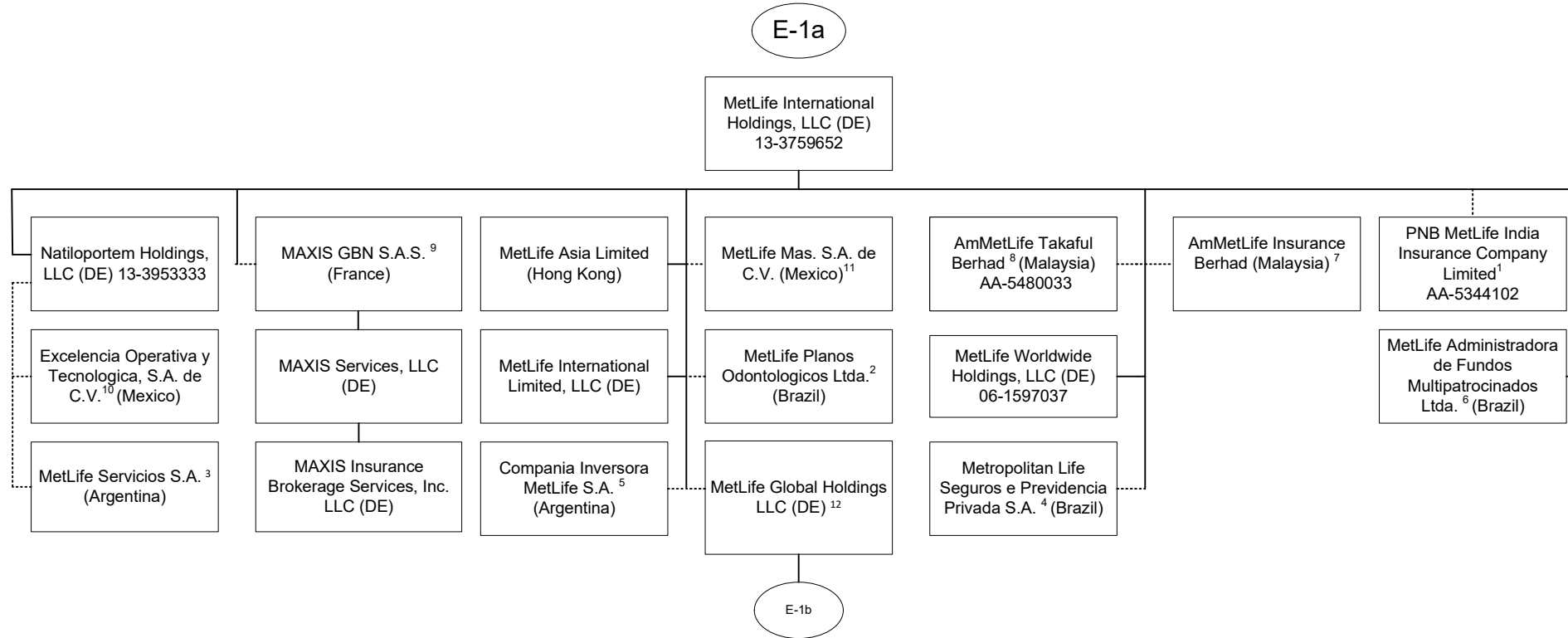
5 99.99% of MetLife Latin American Asesorias e Inversiones Limitada is owned by MetLife Investment Management Holdings (Ireland) Limited and .01% is owned by MetLife Global Holding Company II LLC (DE and Swiss).

6 MetLife Global Holding Company II LLC is dual chartered in DE and Switzerland.



**SCHEDULE Y - INFORMATION CONCERNING ACTIVITIES OF INSURER MEMBERS OF A HOLDING COMPANY GROUP**

**PART 1 - ORGANIZATIONAL CHART**



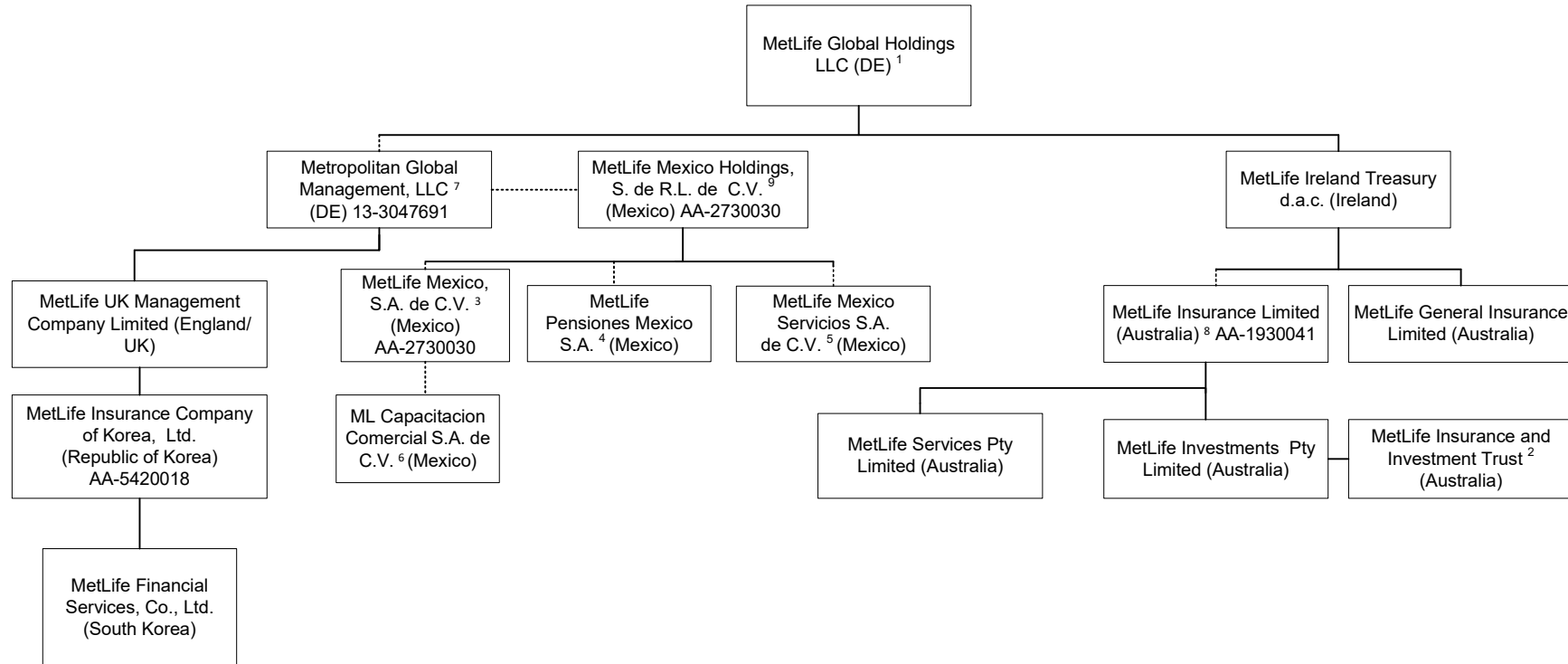
1 49.73117806% of PNB MetLife India Insurance Company Limited is owned by MetLife International Holdings, LLC, 0.00000005% is owned by each of MetLife Global Operations Support Center Private Limited and MetLife Services East Private Limited, and the remainder by third parties.  
 2 99.999% of MetLife Planos Odontologicos Ltda. is owned by MetLife International Holdings, LLC and .001% is owned by Natiloportem Holdings, LLC.  
 3 19.12% of the shares of MetLife Servicios S.A. are held by Compania Inversora MetLife S.A. and 80.88% are held by Natiloportem Holdings, LLC.  
 4 66.662% is owned by MetLife International Holdings, LLC, 33.337% is owned by MetLife Worldwide Holdings, LLC and 0.001% is owned by Natiloportem Holdings, LLC.  
 5 95.46% is owned by MetLife International Holdings, LLC and 4.54% is owned by Natiloportem Holdings, LLC.

6 99.99998% of MetLife Administradora de Fondos Multipatrocinos Ltda. is owned by MetLife International Holdings, LLC and .00002% by Natiloportem Holdings, LLC.  
 7 50.000002% of AmMetLife Insurance Berhad is owned by MetLife International Holdings, LLC and the remainder by a third party.  
 8 49.999997% of AmMetLifeTakaful Berhad is owned by MetLife International Holdings, LLC and the remainder by a third party.  
 9 50% of MAXIS GBN S.A.S. is held by MetLife International Holdings, LLC and the remainder by third parties.  
 10 99.9% of Excelencia Operativa y Tecnologica, S.A. de C.V. is held by Natiloportem Holdings, LLC and .1% by MetLife Mexico Servicios S.A. de C.V.  
 11 99.99964399% MetLife Mas, SA de C.V. is owned by MetLife International Holdings, LLC and .00035601% is owned by International Technical and Advisory Services Limited.  
 12 98.9% is owned by MetLife International Holdings, LLC and 1.1% is owned by MetLife International Limited, LLC. Metlife Global Holdings LLC is a DE LLC and is considered domiciled in Ireland from a tax perspective.

SCHEDULE Y - INFORMATION CONCERNING ACTIVITIES OF INSURER MEMBERS OF A HOLDING COMPANY GROUP

PART 1 - ORGANIZATIONAL CHART

E-1b



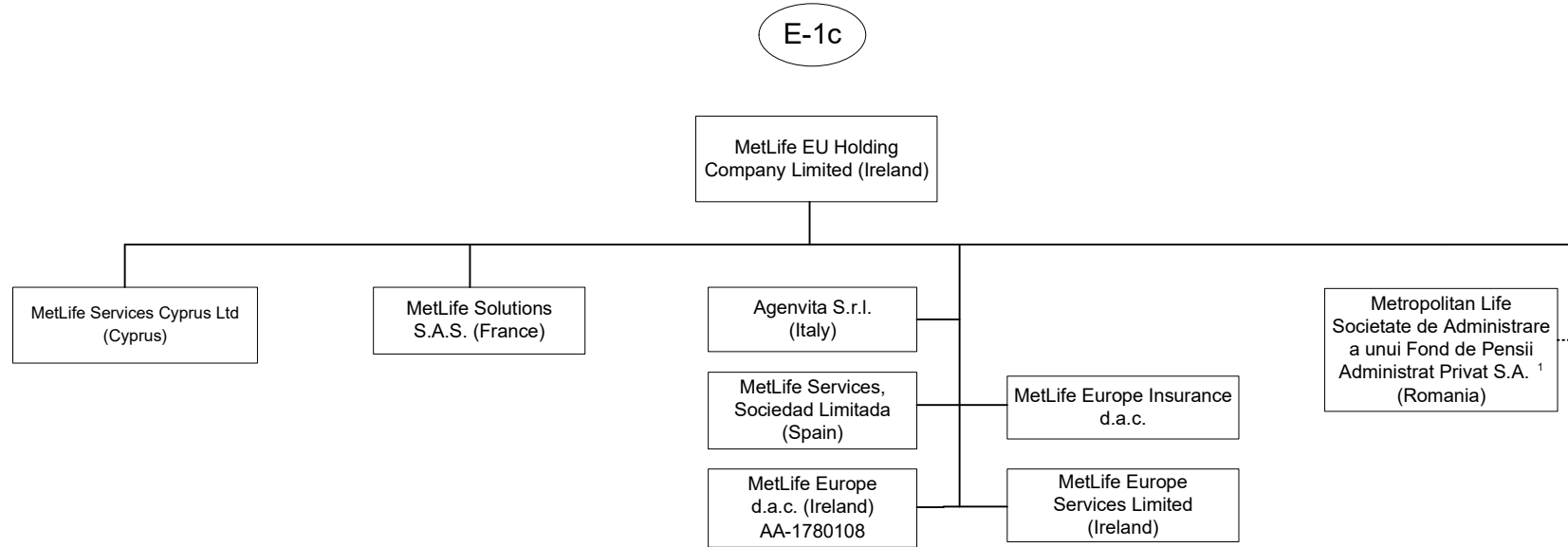
1 98.9% is owned by MetLife International Holdings, LLC and 1.1% is owned by MetLife International Limited, LLC. Global Holdings LLC is a DE LLC and is considered domiciled in Ireland from a tax perspective.  
 2 MetLife Insurance and Investment Trust is a trust vehicle, the trustee of which is MetLife Investments PTY Limited ("MIPL"). MIPL is a wholly owned subsidiary of MetLife Insurance PTY Limited.  
 3 99.050271% is owned by MetLife Mexico Holdings, S. de R.L. de C.V. and .949729% is owned by MetLife International Holdings, LLC.  
 4 97.5125% is owned by MetLife Mexico Holdings, S. de R.L. de C.V. and 2.4875% is owned by MetLife International Holdings, LLC.  
 5 98% is owned by MetLife Mexico Holdings, S. de R.L. de C.V. and 2% is owned by MetLife International Holdings, LLC.  
 6 99% is owned by MetLife Mexico, S.A. de C.V. and 1% is owned by MetLife Mexico Servicios, S.A. de C.V.

7 99.7% is owned by MetLife Global Holdings LLC (DE) and 0.3% is owned by MetLife International Holdings, LLC. Metropolitan Global Management, LLC is a DE LLC and is considered domiciled in Ireland from a tax perspective.  
 8 91.16468% of MetLife Insurance Limited (Australia) is owned by MetLife Ireland Treasury d.a.c. and 8.83532% by MetLife Global Holdings LLC (DE).  
 9 99.99995% is owned by Metropolitan Global Management, LLC and .00005% is owned by MetLife International Holdings, LLC.

11.10

**SCHEDULE Y - INFORMATION CONCERNING ACTIVITIES OF INSURER MEMBERS OF A HOLDING COMPANY GROUP**

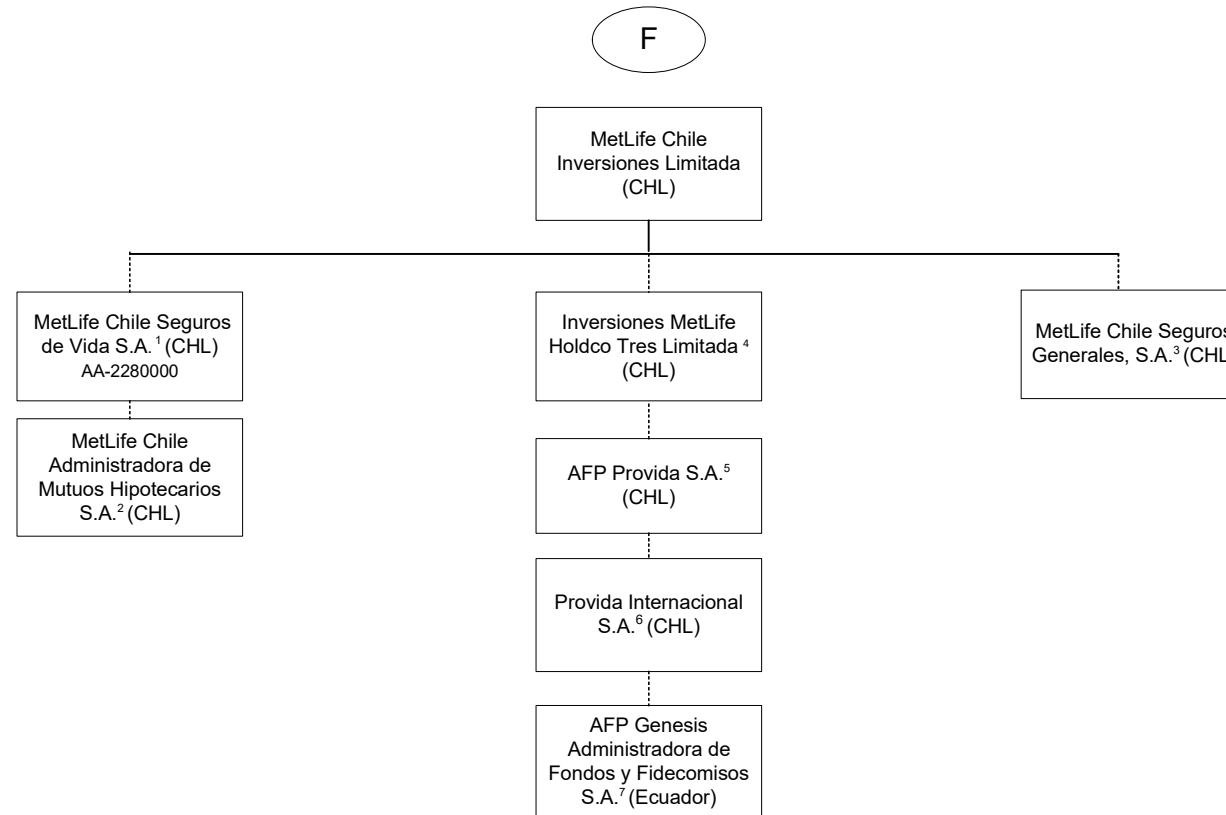
**PART 1 - ORGANIZATIONAL CHART**



1 99.9903% of Metropolitan Life Societate de Administrare a unui Fond de Pensii Administrat Privat S.A. is owned by MetLife EU Holding Company Limited and 0.0097% by MetLife Europe Services Limited.

**SCHEDULE Y - INFORMATION CONCERNING ACTIVITIES OF INSURER MEMBERS OF A HOLDING COMPANY GROUP**

**PART 1 - ORGANIZATIONAL CHART**

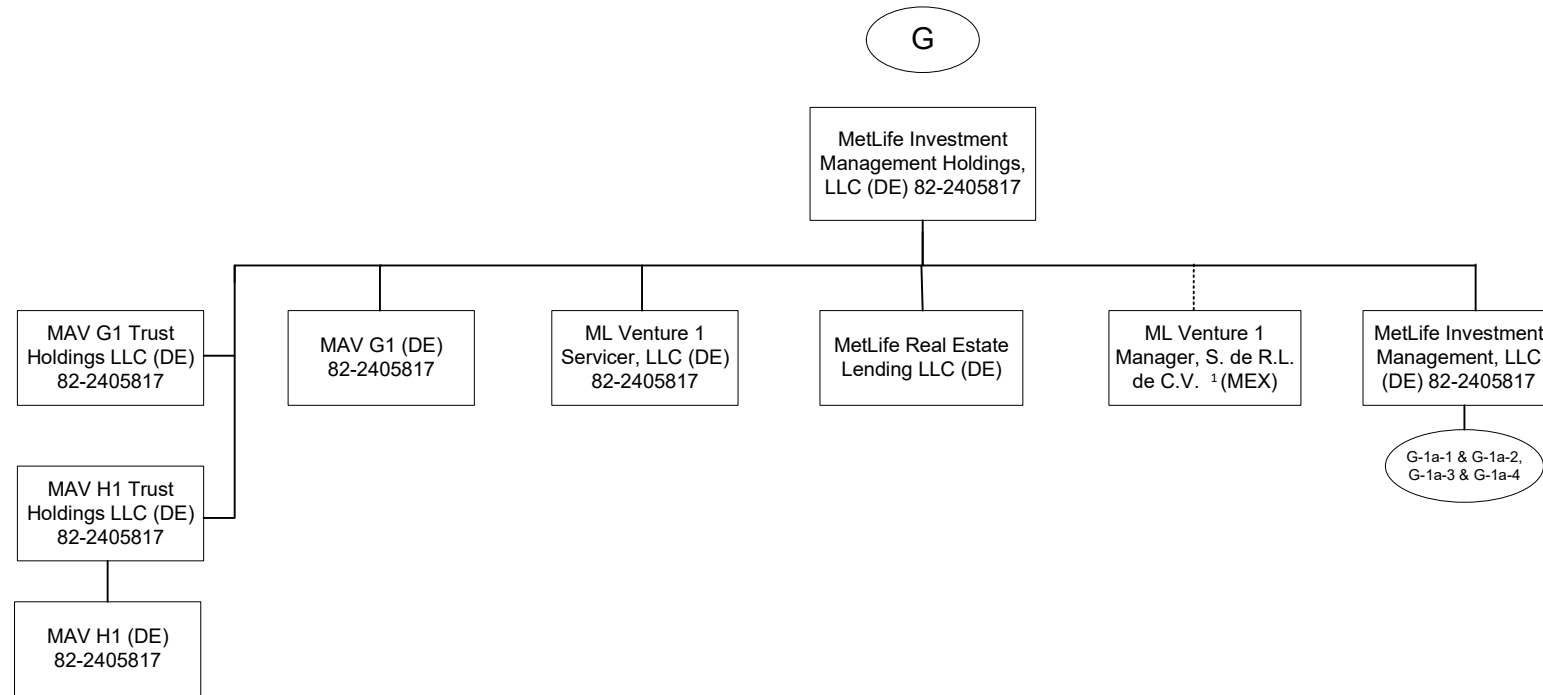


1 99.997% is held by MetLife Chile Inversiones Limitada and .003% by International Technical and Advisory Services Limited.  
 2 99.9% is held by MetLife Chile Seguros de Vida S.A. and 0.1% by MetLife Chile Inversiones Limitada.  
 3 99.99% of MetLife Chile Seguros Generales, S.A. is owned by MetLife Chile Inversiones Limitada and 0.01% by Inversiones MetLife Holdco Dos Limitada.  
 4 97.13% of Inversiones MetLife Holdco Tres Limitada is owned by MetLife Chile Inversiones Limitada and 2.87% is owned by Inversiones MetLife Holdco Dos Limitada.

5 42.3815% of AFP Provida S.A. is owned by Inversiones MetLife Holdco Dos Limitada, 42.3815% owned by Inversiones MetLife Holdco Tres Limitada and 10.9224% by MetLife Chile Inversiones Limitada and the remainder is owned by the public.  
 6 99.99% of Provida Internacional S.A. is owned by AFP Provida S.A. and .01% by MetLife Chile Inversiones Limitada.  
 7 99.9% of AFP Genesis Administradora de Fondos y Fidecomisos S.A. is owned by Provida Internacional S.A. and 0.1% by MetLife Chile Inversiones Limitada.

**SCHEDULE Y - INFORMATION CONCERNING ACTIVITIES OF INSURER MEMBERS OF A HOLDING COMPANY GROUP**

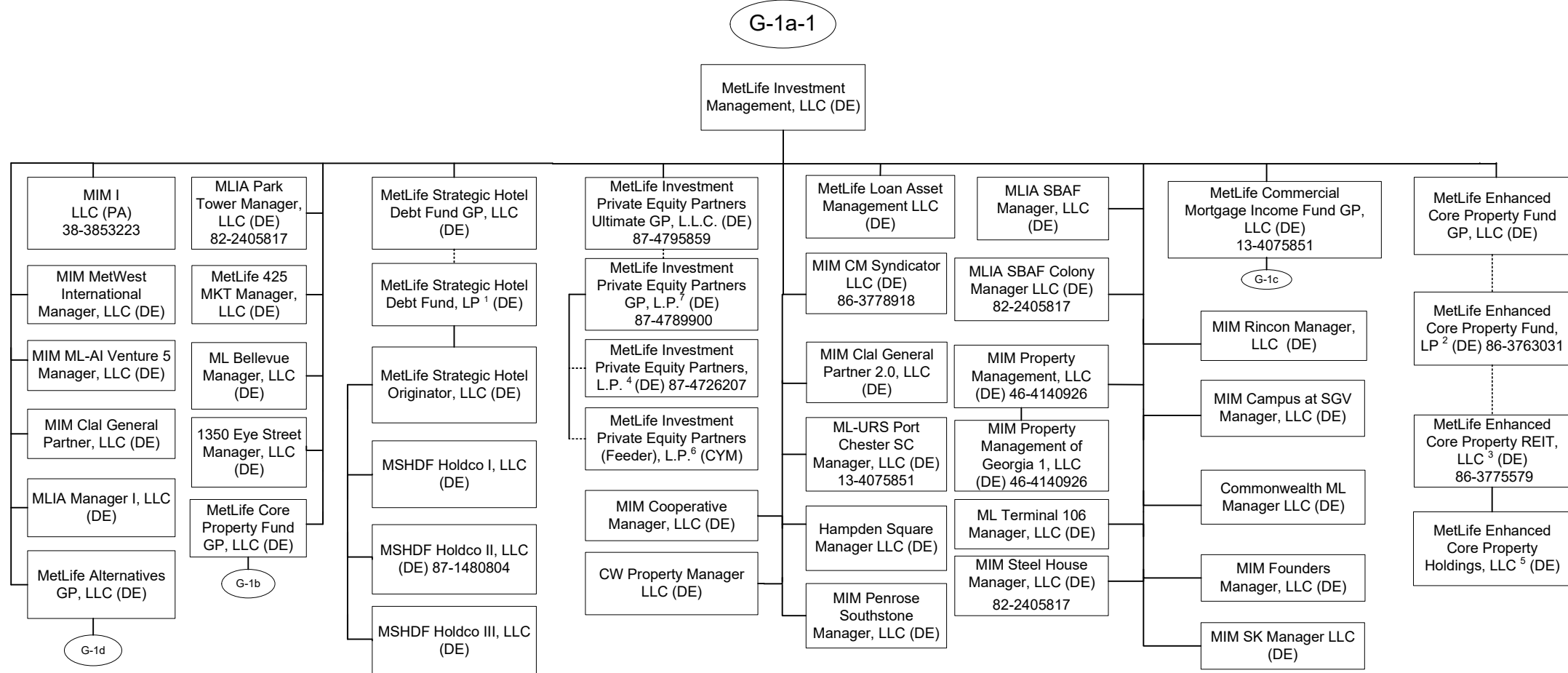
**PART 1 - ORGANIZATIONAL CHART**



1. 99.9% of ML Venture1 Manager, S. de R.L. de C.V. is owned by MetLife Investment Management Holdings, LLC and 0.1% is owned by MetLife Investment Management Holdings (Ireland) Limited.

SCHEDULE Y - INFORMATION CONCERNING ACTIVITIES OF INSURER MEMBERS OF A HOLDING COMPANY GROUP

PART 1 - ORGANIZATIONAL CHART



11.14

1 MetLife Strategic Hotel Debt Fund GP, LLC is the general partner of MetLife Strategic Hotel Debt Fund, LP (the "Fund"). The following affiliates committed to hold limited partnership interests in the Fund: Metropolitan Life Insurance Company (46.88%) and Metropolitan Tower Life Insurance Company (26.04%). The remainder of Fund commitments are held by third parties.

2 MetLife Enhanced Core Property Fund GP is the general partner of MetLife Enhanced Core Property Fund LP (the "Fund"). The following affiliates hold limited partnership interests in the Fund: 33.3328% is held by Metropolitan Life Insurance Company and 33.3328% is held by Metropolitan Tower Life Insurance Company. The remainder is held by third parties.

3 MetLife Enhanced Core Property Fund, LP is the manager of MetLife Enhanced Core Property REIT, LLC (the "Fund") and holds 99.9% of the membership interests in the Fund. The remainder is held by third parties.

4 MetLife Investment Private Equity Partners GP, L.P. is the general partner of MetLife Investment Private Equity Partners, L.P. (the "Fund"). The GP holds 0.0001% of the interests in the Fund and the remainder is held by third parties.

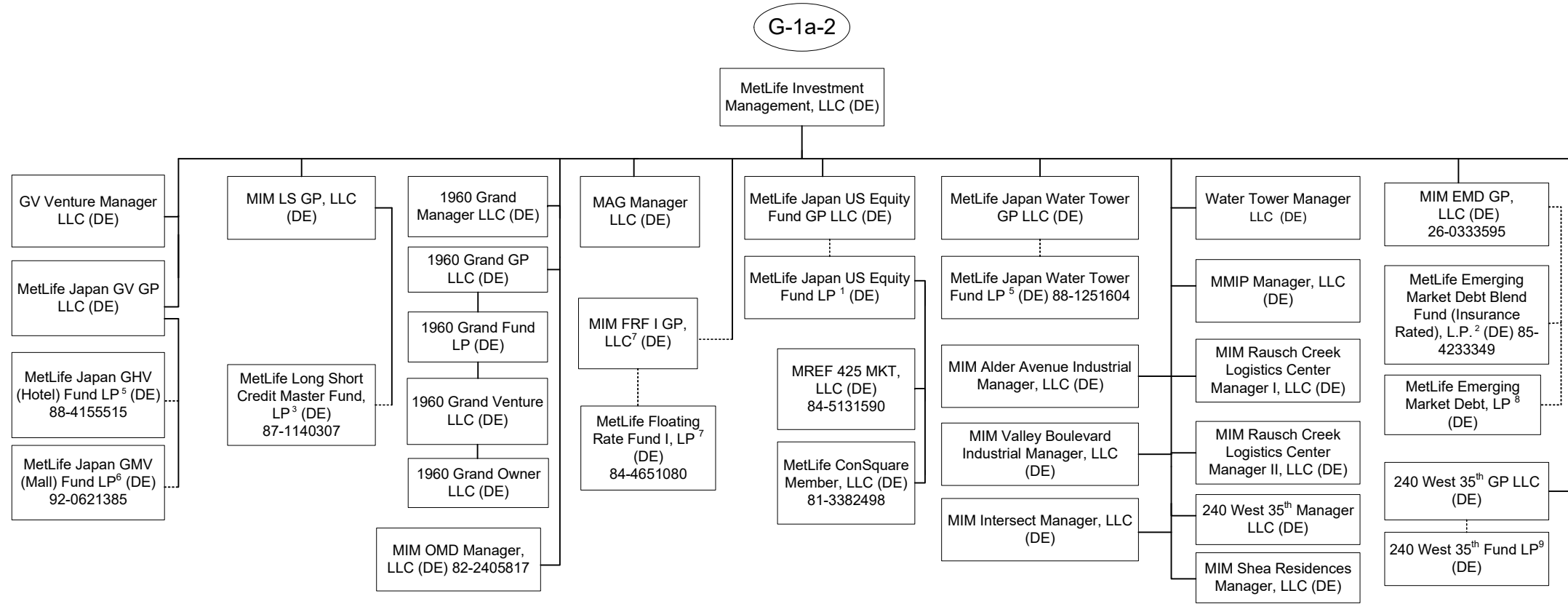
5 MetLife Enhanced Core Property Holdings, LLC also holds, directly or indirectly, the following limited liability companies (partial and/or indirect ownership indicated in parenthesis): MetLife Enhanced Core TRS, LLC; MEC Patriot Park 5 LLC; MEC Fillmore Cherry Creek, LLC; MEC 7001 Arlington, LLC; MEC Salt Lake City Hotel Owner, LLC; MEC Salt Lake City TRS Lessee, LLC (100%); MEC 83 Happy Valley Member, LLC; MEC Rivard Road Member, LLC; MEC Heritage Creekside Owner, LLC; MEC Burlington Woods Biocenter, LLC; MEC Property Management, LLC; MEC Whiteland Logistics, LLC; MEC The Overlook LLC; MEC Chapel Hills East Member, LLC; MEC ESG TRS, LLC; MEC Slover Avenue Member, LLC.

6 MetLife Investment Private Equity Partners GP, L.P. is the general partner of MetLife Investment Private Equity Partners (Feeder), L.P. (the "Fund"). The interests in the Fund are held exclusively by third parties.

7 MetLife Investment Private Equity Partners Ultimate GP, L.L.C. is the general partner of MetLife Investment Private Equity Partners GP, L.P. (the "Fund"). The interests in the Fund are held exclusively by third parties.

SCHEDULE Y - INFORMATION CONCERNING ACTIVITIES OF INSURER MEMBERS OF A HOLDING COMPANY GROUP

PART 1 - ORGANIZATIONAL CHART



1 MetLife Japan US Equity Fund GP, LLC is general partner of MetLife Japan US Equity Fund ("Fund"). The following affiliates hold a limited partnership interest in the Fund LP: 51% is owned by MetLife Japan US Equity Owners LLC and 49% by MetLife Japan US Equity Owners (Blocker) LLC.

2 MIM EMD GP, LLC is the general partner of MetLife Emerging Market Debt Blend Fund (Insurance Rated), L.P. (the "Fund"). Metropolitan Life Insurance Company owns 57.5% of the Fund. The Fund is offered to third parties.

3 MIM LS GP, LLC is the general partner of MetLife Long Short Credit Master Fund, LP (the "Fund"). The Fund is liquidating.

4 MetLife Japan Water Tower GP LLC is the general partner of MetLife Japan Water Tower Fund LP. MetLife Japan Water Tower Fund LP owned approximately 68.7% by MetLife Water Tower Owner LLC and 31.3% by MetLife Japan Water Tower Owner (Blocker) LLC.

5 MetLife Japan GV GP LLC is the general partner of MetLife Japan GHV (Hotel) Fund LP. MetLife Japan GHV (Hotel) Fund LP is owned (i) 55.865222% by MetLife GV Owner LLC, (ii) 10.027182% by MTL GV Owner LLC, and (iii) 34.107596% by MetLife Japan Owner (Blocker) LLC.

6 MetLife Japan GV GP LLC is the general partner of MetLife Japan GMV (Mall) Fund LP. MetLife Japan GMV (Mall) Fund LP is owned (i) 55.845714% by MetLife GV Owner LLC, (ii) 10.058134% by MTL GV Owner LLC, and (iii) 34.096152% by MetLife Japan Owner (Blocker) LLC.

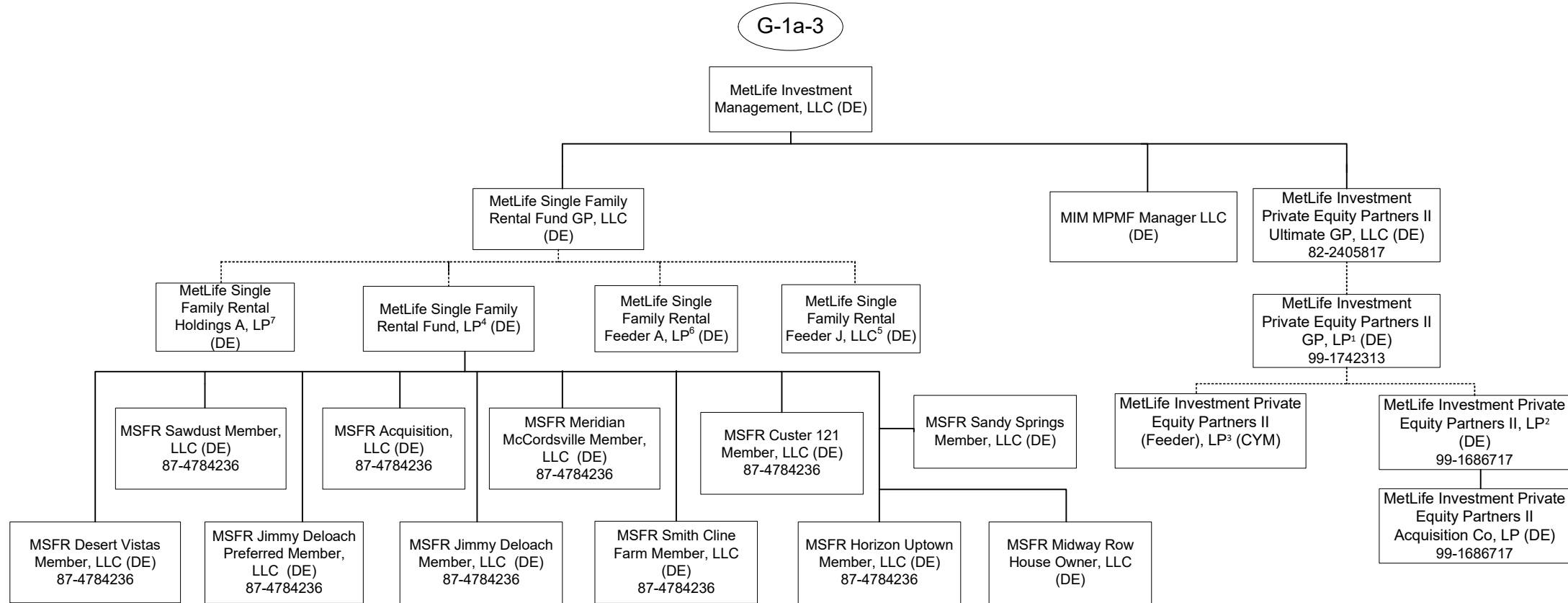
7 MIM FRF I GP, LLC is the general partner of MetLife Floating Rate Fund I, LP (the "Fund"). The fund is offered to third parties.

8 MIM EMD GP, LLC is the general partner of MetLife Emerging Market Debt, LP (the "Fund"). The fund is offered to third parties.

9 240 West 35th GP LLC is the general partner of 240 West 35th Fund LP. 240 West 35th Fund LP is owned (i) 60.060058% by MetLife Japan 240 West 35th Owner (Blocker) LLC, and (ii) 39.939942% by ML 240 West 35th Owner LLC.

SCHEDULE Y - INFORMATION CONCERNING ACTIVITIES OF INSURER MEMBERS OF A HOLDING COMPANY GROUP

PART 1 - ORGANIZATIONAL CHART



11.16

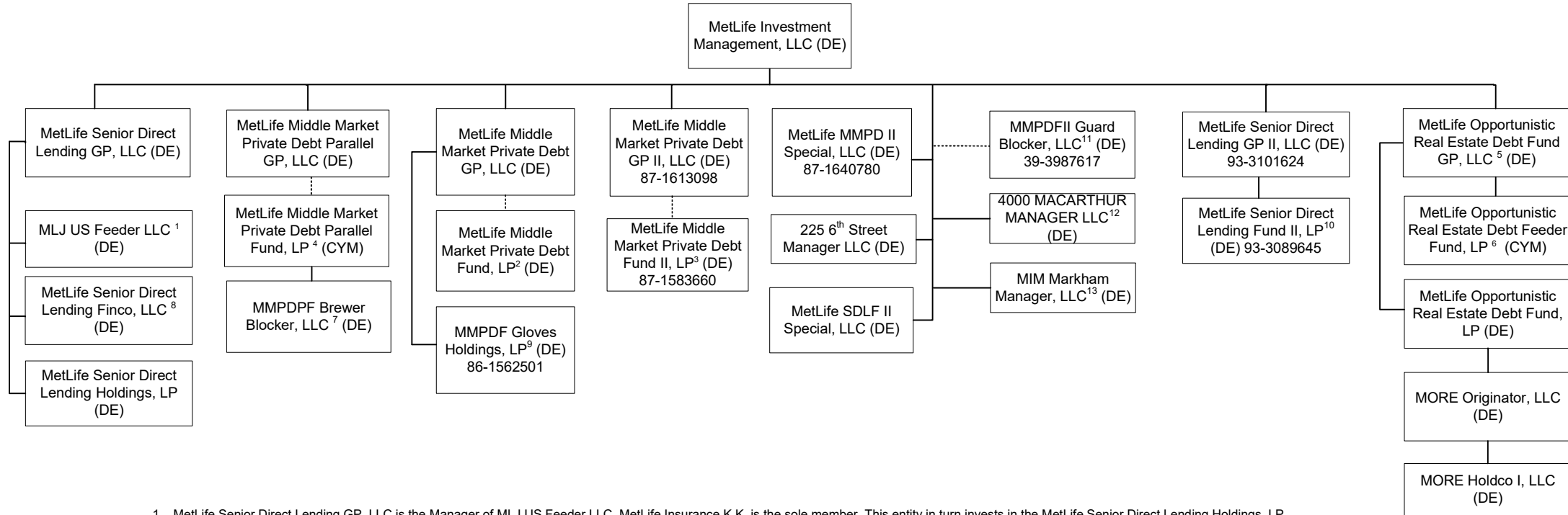
1. MetLife Investment Private Equity Partners II Ultimate GP, LLC is the general partner of MetLife Investment Private Equity Partners II GP, LP (the "Fund"). Certain MetLife employees are limited partners in the fund.
2. MetLife Investment Private Equity Partners II GP, LP is the general partner (the "GP") of MetLife Investment Private Equity Partners II, LP (the "Fund"). The GP holds 0.0866% of the interests in the Fund and the remainder is held by third parties.
3. MetLife Investment Private Equity Partners II GP, LP is the general partner (the "GP") of MetLife Investment Private Equity Partners II (Feeder), LP (the "Fund"). The interests in the Fund are held exclusively by third parties.
4. MetLife Single Family Rental Fund GP, LLC is the general partner of MetLife Single Family Rental Fund, LP (the "Fund"). The following affiliates directly hold limited partnership interests in the Fund: Metropolitan Life Insurance Company (7.69%) and Metropolitan Tower Life Insurance Company (30.77%). Additionally, a wholly owned subsidiary of MetLife Core Property Fund, LP, a private fund Controlled by MetLife Investment Management, LLC, directly holds 25.64% of the limited partnership interests in the Fund.
5. MetLife Single Family Rental Fund GP, LLC is the manager of MetLife Single Family Rental Feeder J, LLC (the "Fund"). MetLife Insurance K.K. holds 100% of the membership interests issued by the Fund. The Fund invests all of its assets in MetLife Single Family Rental Fund, LP.
6. MetLife Single Family Rental Fund GP, LLC is the general partner of MetLife Single Family Rental Feeder A, LP (the "Fund"). The limited partnership interests in the Fund are held exclusively by third parties. The Fund invests all of its assets in MetLife Single Family Rental Holdings A, LP, which invests all of its assets in MetLife Single Family Rental Fund, LP.
7. MetLife Single Family Rental Fund GP, LLC is the general partner of MetLife Single Family Rental Holdings A, LP (the "Fund"). The limited partnership interests in the Fund are held exclusively by MetLife Single Family Rental Feeder A, LP, and the Fund invests all of its assets in MetLife Single Family Rental Fund, LP.



SCHEDULE Y - INFORMATION CONCERNING ACTIVITIES OF INSURER MEMBERS OF A HOLDING COMPANY GROUP

PART 1 - ORGANIZATIONAL CHART

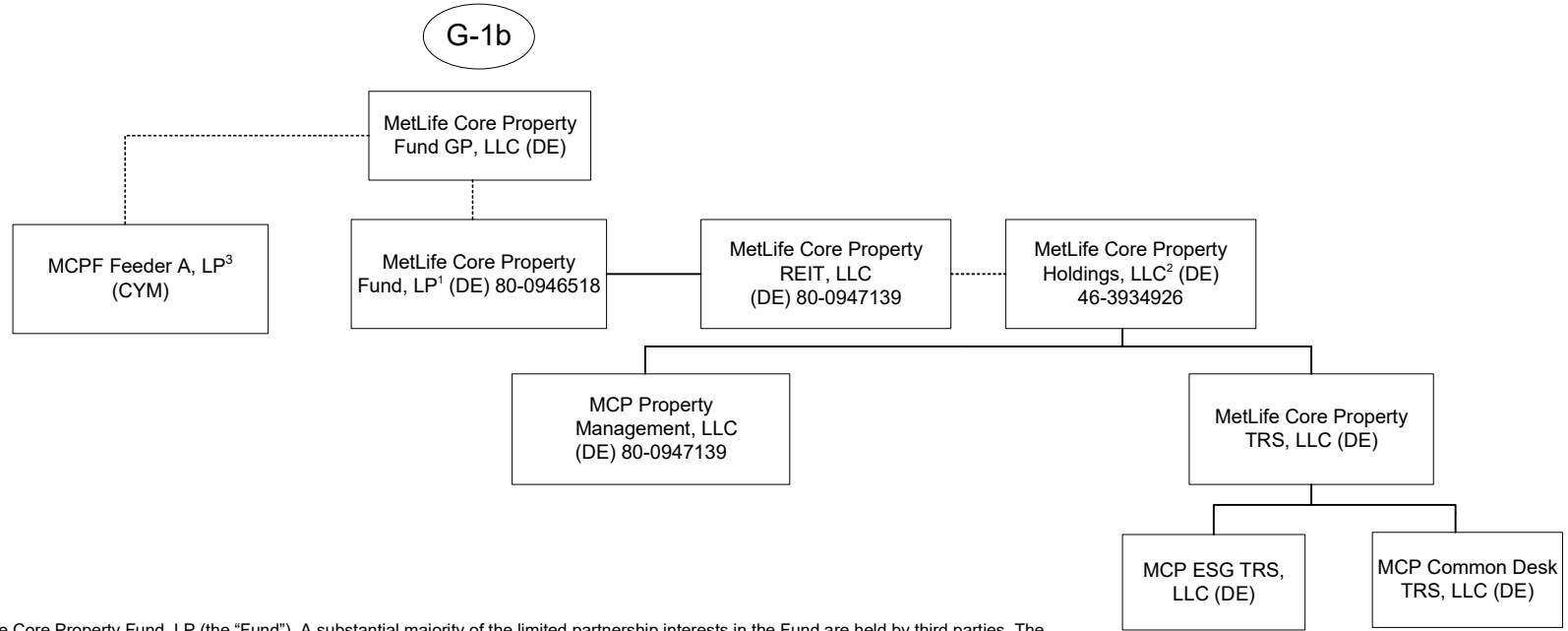
G-1a-4



1. MetLife Senior Direct Lending GP, LLC is the Manager of MLJ US Feeder LLC. MetLife Insurance K.K. is the sole member. This entity in turn invests in the MetLife Senior Direct Lending Holdings, LP.
2. MetLife Middle Market Private Debt GP, LLC is the general partner of MetLife Middle Market Private Debt Fund, LP (the "Fund"). The following affiliates hold limited partnership interests in the Fund: 30.25% is held by MetLife Private Equity Holdings, LLC, 30.25% is held by Metropolitan Life Insurance Company, 3.46% is held by MetLife Middle Market Private Debt GP, LLC. The remainder is held by a third party.
3. MetLife Middle Market Private Debt GP II, LLC is the general partner of MetLife Middle Market Private Debt Fund II, LP (the "Fund"). ".16%" of the Fund is held by MetLife employees. The remainder of the Fund is held by third parties.
4. MetLife Middle Market Private Debt Parallel GP, LLC is the general partner of MetLife Middle Market Private Debt Parallel Fund, LP (the "Fund"). The following affiliate holds a limited partnership interest in the Fund: MetLife Insurance K.K. (Japan) (100%).
5. MetLife Opportunistic Real Estate Debt Fund GP, LLC is the general partner of MetLife Opportunistic Real Estate Debt Fund, LP (the "Fund"). The following affiliates committed to hold limited partnership interests in the Fund: Metropolitan Life Insurance Company (68%), Metropolitan Tower Life Insurance Company (15%) and MetLife Reinsurance Company of Hamilton, Ltd. (17%). The Fund is currently being offered to third parties for investment.
6. MetLife Opportunistic Real Estate Debt Fund GP, LLC is the general partner of MetLife Opportunistic Real Estate Debt Feeder Fund, LP (the "Feeder Fund"). The Feeder Fund invests all of its assets into MetLife Opportunistic Real Estate Debt Fund, LP. The Feeder Fund is currently being offered to third parties for investment.
7. MetLife Investment Management, LLC is the Manager and MetLife Middle Market Private Debt Parallel Fund, LP is the sole Member of MMPDPF Brewer Blocker, LLC.
8. MetLife Senior Direct Lending GP, LLC is the General Partner of MetLife Senior Direct Lending Finco, LLC. MetLife Insurance K.K. is the sole member. This entity in turn invests in the MetLife Senior Direct Lending Holdings, LP
9. MetLife Middle Market Private Debt GP, LLC is the general partner and MetLife Middle Market Private Debt Fund, LP and MetLife Middle Market Private Debt Parallel Fund, LP are the sole limited partners.
10. MetLife Senior Direct Lending GP II, LLC is the general partner of MetLife Senior Direct Lending Fund II, LP (the "Fund"). The Fund is currently offered to third parties. 0.06% of the Fund is held by MetLife employees. The remainder of the Fund is held by a feeder fund that has a third-party general partner.
11. MetLife Investment Management, LLC is the Manager. The sole member is MetLife Middle Market Private Debt II Investment Fund, LP.
12. MetLife Investment Management, LLC owns 100% of 4000 MacArthur Manager LLC.
13. The Entity is 100% owned by MetLife Investment Management, LLC.

**SCHEDULE Y - INFORMATION CONCERNING ACTIVITIES OF INSURER MEMBERS OF A HOLDING COMPANY GROUP**

**PART 1 - ORGANIZATIONAL CHART**



11.18

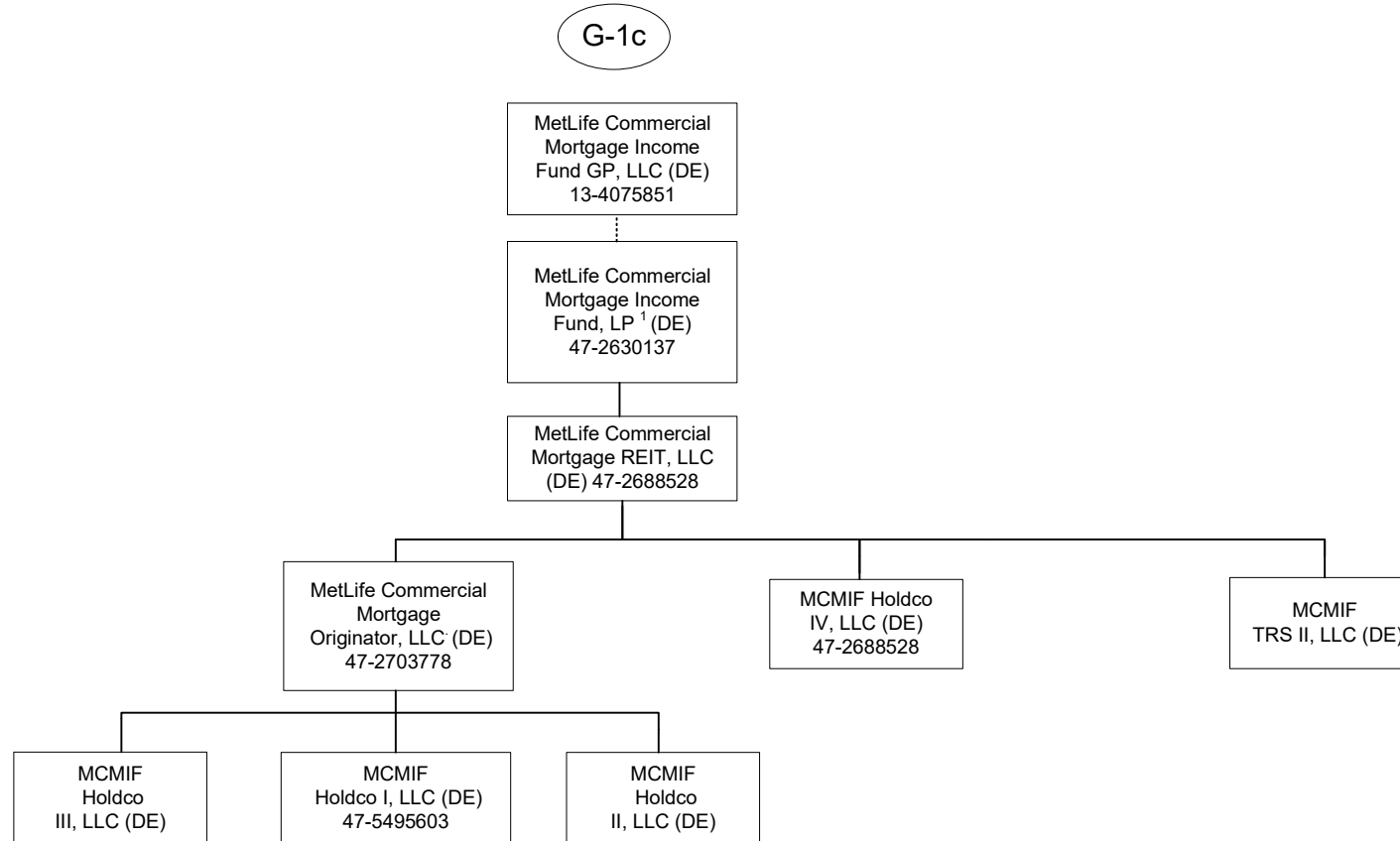
1 MetLife Core Property Fund GP, LLC is the general partner of MetLife Core Property Fund, LP (the "Fund"). A substantial majority of the limited partnership interests in the Fund are held by third parties. The following affiliates hold limited partnership interests in the Fund: Metropolitan Life Insurance Company owns 14.40%, Metropolitan Life Insurance Company (on behalf of Separate Account 746) owns 2.09%, MetLife Insurance Company of Korea Limited owns 1.52%, MetLife Insurance KK owns 8.1%, Metropolitan Tower Life Insurance Company owns 0.04% and Metropolitan Tower Life Insurance Company (on behalf of Separate Account 152) owns 3.85%.

2 MetLife Core Property Holdings, LLC also holds, directly or indirectly, the following limited liability companies (partial and/or indirect ownership indicated in parenthesis): MCP Alley24 East, LLC; MCP Foxborough, LLC (100%); MCP One Westside, LLC; MCP 7 Riverway, LLC; MCP Acquisition, LLC; MCP SoCal Industrial – Springdale, LLC; MCP SoCal Industrial – Concourse, LLC; MCP SoCal Industrial – Kellwood, LLC; MCP SoCal Industrial – Redondo, LLC; MCP SoCal Industrial – Fullerton, LLC; MCP SoCal Industrial – Loker, LLC; MCP Paragon Point, LLC; MCP The Palms at Doral, LLC; MCP EnV Chicago, LLC; MCP Financing, LLC; MCP 1900 McKinney, LLC; MCP 550 West Washington, LLC; MCP 3040 Post Oak, LLC; MCP Plaza at Legacy, LLC; MCP SoCal Industrial – LAX, LLC; MCP SoCal Industrial – Anaheim, LLC; MCP West Fork, LLC; MCP SoCal Industrial – Bernardo, LLC; MCP Ashton South End, LLC; MCP Main Street Village, LLC; MCP Trimble Campus, LLC; MCP Stateline, LLC; MCP Broadstone, LLC; ; MCP Buford Logistics Center Bldg B, LLC; MCP 22745 & 22755 Relocation Drive, LLC; MCP 9020 Murphy Road, LLC; MCP Northyards Holdco, LLC; MCP Northyards Owner, LLC (100%); MCP Northyards Master Lessee, LLC (100%); MCP VOA Holdings, LLC; MCP VOA I & III, LLC (100%); MCP VOA II, LLC (100%); MCP West Broad Michaelplace, LLC; MCP Grapevine, LLC; MCP Union Row, LLC; MCP Fife Enterprise Center, LLC; MCP 2 Ames, LLC; MCP 2 Ames Two, LLC (100%); MCP 2 Ames One, LLC (100%); MCP 2 Ames Owner, LLC (100%); MCP 350 Rohlwing, LLC; MCP- Wellington, LLC; MCP Onyx, LLC; MCP Valley Forge, LLC; MCP Valley Forge Two, LLC (100%); MCP Valley Forge One, LLC (100%); MCP Valley Forge Owner, LLC (100%); MCP MA Property REIT, LLC; MCPF - Needham, LLC (100%); 60 11th Street, LLC (100%); MCP-English Village, LLC;; Des Moines Creek Business Park Phase II, LLC; MCP Magnolia Park Member, LLC; MCP Denver Pavilions Member, LLC; MCP Seattle Gateway Industrial I, LLC; MCP Seattle Gateway Industrial II, LLC; MCP Seventh and Osborn Retail Member, LLC; MCP Astor at Osborn, LLC; MCP Burnside Member, LLC; MCP Key West, LLC; MCP Vance Jackson, LLC; MCP Mountain Technology Center Member TRS, LLC; MCP Vineyard Avenue Member, LLC; MCP Shakopee, LLC; MCP 93 Red River Member, LLC; MCP Frisco Office, LLC; MCP Center Avenue Industrial Member, LLC; MCP 220 York, LLC; MCP 1500 Michael, LLC; MCP Sleepy Hollow Member, LLC; MCP Clawiter Innovation Member, LLC; MCP Bradford, LLC; MCP 50-60 Binney, LLC; MCP Hub I, LLC; MCP Hub I Property, LLC (100%); MCP Dillon, LLC; MCP Dillon Residential, LLC; MCP Optimist Park Member, LLC; MCP 38th West Highland, LLC; MCP Longhaven Estates Member, LLC. Mountain Technology Center A, LLC; Mountain Technology Center B, LLC; Mountain Technology Center C, LLC; Mountain Technology Center D, LLC; Mountain Technology Center E, LLC; MCP Frisco Office Two, LLC; MCP Gateway Commerce Center 5, LLC; MCP Allen Creek Member, LLC; Center Avenue Industrial, LLC (81.28%); Center Avenue Industrial Venture, LLC (81.28%); MCP HH Hotel LB Trust (100%); Vineyard Avenue Industrial Venture, LLC (79.81%) and Vineyard Avenue Industrial, LLC (79.81%); MCP 122 E. Sego Lilly, LL MCP HH Hotel LB, LLC; MCP HH Hotel LB Trust (100%) MCP HH Hotel TRS, LB, LLC (100%); MCP Block 23 Residential Owner, LLC; MCP Rausch Creek Logistics Center Member I, LLC; MCP Rausch Creek Logistics Center Member II, LLC; MCP 249 Industrial Business Park, LLC (100%); MCP Alder Avenue Industrial Member, LLC (100%); MCP Valley Boulevard Industrial Member, LLC (100%); MCP Rancho Village MHC Member, LLC; MCP MCFA Additional PropCo 1, LLC; MCP MCFA Additional PropCo 2, LLC; MCP MCFA Additional PropCo 3, LLC; MCP MCFA Additional PropCo 4, LLC; MCP MCFA Additional PropCo 5, LLC; 93 Red River, LP; HM Sleepy Hollow LLC (100%); Sleepy Hollow Residences LLC (100%); Clawiter Investors LLC; Clawiter Innovation LLC; Clawiter Industrial LLC.

3 MetLife Core Property Fund GP, LLC is the general partner of MCPF Feeder A, LP (the "Fund"). The limited partnership interests in the Fund are held exclusively by third parties. The Fund invests all of its assets in the MetLife Core Property Fund, LP.

**SCHEDULE Y - INFORMATION CONCERNING ACTIVITIES OF INSURER MEMBERS OF A HOLDING COMPANY GROUP**

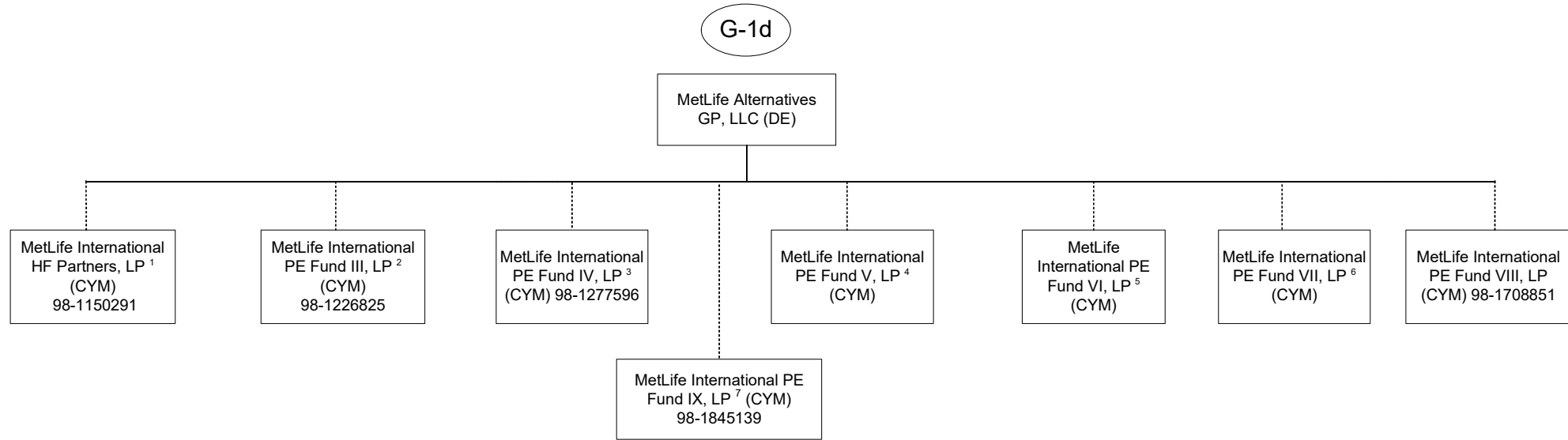
**PART 1 - ORGANIZATIONAL CHART**



1 MetLife Commercial Mortgage Income Fund GP, LLC is the general partner of MetLife Commercial Mortgage Income Fund, LP (the "Fund"). A majority of the limited partnership interests in the Fund are held by third parties. The following affiliates hold limited partnership interests in the Fund: Metropolitan Life Insurance Company owns 27.35%, MetLife Insurance Company of Korea, Limited. owns 1.04%, and Metropolitan Tower Life Insurance Company owns 3.62%.

SCHEDULE Y - INFORMATION CONCERNING ACTIVITIES OF INSURER MEMBERS OF A HOLDING COMPANY GROUP

PART 1 - ORGANIZATIONAL CHART



1 90.30% of the limited partnership interests of MetLife International HF Partners, LP is owned by MetLife Insurance K.K. (Japan) and 9.70% is owned by MetLife Insurance Company of Korea Limited.  
 2 92.09% of the limited partnership interest of MetLife International PE Fund III, LP is owned by MetLife Insurance K.K. (Japan) and 7.91% is owned by MetLife Insurance Company of Korea Limited.  
 3 96.21% of the limited partnership interests of MetLife International PE Fund IV, LP is owned by MetLife Insurance K.K. (Japan) 3.79% is owned by MetLife Insurance Company of Korea Limited.

4 96.73% of the limited partnership interests of MetLife International PE Fund V, LP is owned by MetLife Insurance K.K. (Japan) and 3.27% is owned by MetLife Insurance Company of Korea.  
 5 96.53% of the limited partnership interests of MetLife International PE Fund VI, LP entity is owned by MetLife Insurance K.K. (Japan) and 3.47% is owned by MetLife Insurance Company of Korea.  
 6 MetLife Alternatives GP, LLC is the general partner of MetLife International PE Fund VII, LP. MetLife Insurance K.K. (Japan) is the sole limited partner.  
 7 MetLife Alternatives GP, LLC delegated the management of MetLife International PE Fund IX, LP to MetLife Investment Management, LLC.

**SCHEDULE Y - INFORMATION CONCERNING ACTIVITIES OF INSURER MEMBERS OF A HOLDING COMPANY GROUP**

**PART 1 - ORGANIZATIONAL CHART**

1) The voting securities (excluding directors' qualifying shares, if any) of each subsidiary shown on the organizational chart are 100% owned by their respective parent corporation, unless otherwise indicated.

2) The MetLife, Inc. organizational chart does not include real estate joint ventures and partnerships of which MetLife, Inc. and/or its subsidiaries is an investment partner. In addition, certain inactive subsidiaries have also been omitted.

3) MetLife Services EEIG is a cost-sharing mechanism used in European Union for European Union-affiliated members.

STATEMENT AS OF SEPTEMBER 30, 2025 OF THE METROPOLITAN GENERAL INSURANCE COMPANY

**SCHEDULE Y**

**PART 1A - DETAILS OF INSURANCE HOLDING COMPANY SYSTEM**

1	2	3	4	5	6	7	8	9	10	11	12	13	14	15	16
Group Code	Group Name	NAIC Company Code	ID Number	Federal RSSD	CIK	Name of Securities Exchange if Publicly Traded (U.S. or International)	Names of Parent, Subsidiaries Or Affiliates	Domi-ciliary Location	Relation-ship to Reporting Entity	Directly Controlled by (Name of Entity/Person)	Type of Control (Ownership, Board, Management, Attorney-in-Fact, Influence, Other)	If Control is Ownership Provide Percentage	Ultimate Controlling Entity(ies)/Person(s)	Is an SCA Filing Re-quired? (Yes/No)	*
			13-4075851	2945824	1099219	NYSE, ISE	MetLife, Inc.	DE	UDP	Board of Directors	Board of Directors	0.000	Board of Directors	YES	
			20-5894439	3373639			MetLife Global, Inc.	DE	NIA	MetLife, Inc.	Ownership	100.000	MetLife, Inc	NO	
							MetLife Global Bermuda, Ltd.	BMU	NIA	MetLife Global, Inc.	Ownership	100.000	MetLife, Inc	NO	
			20-1360022				MetLife Pet Insurance Solutions LLC	KY	NIA	MetLife, Inc.	Ownership	100.000	MetLife, Inc	NO	
							Chariot Reinsurance, Ltd.	BMU	NIA	Chariot MidCo, LLC	Ownership	25.000	MetLife, Inc	NO	1
							Chariot Holding Company, LP	BMU	NIA	MetLife, Inc.	Ownership	25.000	MetLife, Inc	NO	1
							Chariot MidCo, LLC	DE	NIA	Chariot Holding Company, LP	Ownership	25.000	MetLife, Inc	NO	1
				4189837			Inversiones MetLife Holdco Dos Limitada	CHL	NIA	MetLife International Holdings, LLC	Ownership	0.001	MetLife, Inc	NO	
				4189837			Inversiones MetLife Holdco Dos Limitada	CHL	NIA	Natiloportem Holdings, LLC	Ownership	0.000	MetLife, Inc	NO	
				4189837			Inversiones MetLife Holdco Dos Limitada	CHL	NIA	MetLife, Inc.	Ownership	100.000	MetLife, Inc	NO	
			98-1099650				MetLife Global Benefits, Ltd.	CYM	IA	MetLife, Inc.	Ownership	100.000	MetLife, Inc	NO	
			36-3665871	3165900			Cova Life Management Company	DE	NIA	MetLife, Inc.	Ownership	100.000	MetLife, Inc	NO	
			20-5707084	3817825			MetLife Services and Solutions, LLC	DE	NIA	MetLife Group, Inc.	Ownership	100.000	MetLife, Inc	NO	
				3818523			MetLife Solutions Pte. Ltd.	SGP	NIA	MetLife Services and Solutions, LLC	Ownership	100.000	MetLife, Inc	NO	
							MetLife Global Operations Support Center Private Limited	IND	NIA	MetLife Solutions Pte. Ltd.	Ownership	100.000	MetLife, Inc	NO	
							MetLife Global Operations Support Center Private Limited	IND	NIA	Natiloportem Holdings, LLC	Ownership	0.000	MetLife, Inc	NO	
			98-0613376	3818550			MetLife Services East Private Limited	IND	NIA	MetLife Solutions Pte. Ltd.	Ownership	42.721	MetLife, Inc	NO	
				3818541			MetLife Services East Private Limited	IND	NIA	Natiloportem Holdings, LLC	Ownership	0.000	MetLife, Inc	NO	
				3818541			MetLife Services East Private Limited	IND	NIA	MetLife Global Operations Support Center Private Limited	Ownership	57.279	MetLife, Inc	NO	
				3818541			MetLife Services East Private Limited	IND	NIA	Private Limited	Ownership	100.000	MetLife, Inc	NO	
.0241	Metropolitan Group	13626	22-3805708	3302488			Newbury Insurance Company, Limited	DE	IA	MetLife, Inc.	Ownership	100.000	MetLife, Inc	NO	
			20-5819518	3921870			MetLife Reinsurance Company of Charleston	SC	IA	MetLife, Inc.	Ownership	100.000	MetLife, Inc	NO	
			26-6122204	4254959			MetLife Capital Trust IV	DE	NIA	MetLife, Inc.	Ownership	100.000	MetLife, Inc	NO	
			27-0858844	4278786			MetLife Home Loans LLC	DE	NIA	MetLife, Inc.	Ownership	100.000	MetLife, Inc	NO	
.0241	Metropolitan Group	39950	22-2342710				Metropolitan General Insurance Company	RI	RE	MetLife, Inc.	Ownership	100.000	MetLife, Inc	NO	
							MetLife Reinsurance Company of Hamilton, Ltd.	BMU	IA	MetLife, Inc.	Ownership	100.000	MetLife, Inc	NO	
			98-1717366	3165807			MetLife Group, Inc.	NY	NIA	MetLife, Inc.	Ownership	100.000	MetLife, Inc	NO	
.0241	Metropolitan Group	13092	55-0790010	4300892			MetLife Reinsurance Company of Vermont	VT	IA	MetLife, Inc.	Ownership	100.000	MetLife, Inc	NO	
.0241	Metropolitan Group	62634	26-1511401	4255107			Delaware American Life Insurance Company	DE	IA	MetLife, Inc.	Ownership	100.000	MetLife, Inc	NO	
			46-4298925				MetLife Consumer Services, Inc.	DE	NIA	MetLife, Inc.	Ownership	100.000	MetLife, Inc	NO	
			81-2253384				MetLife Insurance Brokerage, Inc.	NY	NIA	MetLife, Inc.	Ownership	100.000	MetLife, Inc	NO	
			95-3947585	3166064			MetLife Investors Group, LLC	DE	NIA	MetLife, Inc.	Ownership	100.000	MetLife, Inc	NO	
			43-1906210	3373563	1130412		MetLife Investments Securities LLC (DE)	DE	NIA	MetLife Investors Group, LLC	Ownership	100.000	MetLife, Inc	NO	
			43-1906210				MetLife Investors Distribution Company	MO	NIA	MetLife Investors Group, LLC	Ownership	100.000	MetLife, Inc	NO	
.0241	Metropolitan Group	65978	13-5581829	1583845	937834		Metropolitan Life Insurance Company	NY	IA	MetLife, Inc.	Ownership	100.000	MetLife, Inc	NO	
			20-2985998				500 Grant Street GP LLC	DE	NIA	Metropolitan Life Insurance Company	Ownership	100.000	MetLife, Inc	NO	
							500 Grant Street Associates Limited Partnership	CT	NIA	500 Grant Street GP LLC	Management	0.000	MetLife, Inc	NO	
			22-3140349				MetLife Retirement Services LLC	NJ	NIA	Metropolitan Life Insurance Company	Ownership	100.000	MetLife, Inc	NO	
							ML 225 6th Street Member LLC	DE	NIA	Metropolitan Life Insurance Company	Ownership	100.000	MetLife, Inc	NO	
			13-5581829				MetLife 500 Canal Street Member LLC	DE	NIA	Metropolitan Life Insurance Company	Ownership	100.000	MetLife, Inc	NO	
							ML Clal Member, LLC	DE	NIA	Metropolitan Life Insurance Company	Management	0.000	MetLife, Inc	NO	
			46-0800386				CC Holdco Manager, LLC	DE	NIA	Metropolitan Life Insurance Company	Ownership	100.000	MetLife, Inc	NO	
			26-0291767				6104 Hollywood, LLC	DE	NIA	Metropolitan Life Insurance Company	Ownership	100.000	MetLife, Inc	NO	
							The Building at 575 Fifth Avenue Mezzanine LLC	DE	NIA	Metropolitan Life Insurance Company	Ownership	100.000	MetLife, Inc	NO	

STATEMENT AS OF SEPTEMBER 30, 2025 OF THE METROPOLITAN GENERAL INSURANCE COMPANY

**SCHEDULE Y**

**PART 1A - DETAILS OF INSURANCE HOLDING COMPANY SYSTEM**

1	2	3	4	5	6	7	8	9	10	11	12	13	14	15	16
Group Code	Group Name	NAIC Company Code	ID Number	Federal RSSD	CIK	Name of Securities Exchange if Publicly Traded (U.S. or International)	Names of Parent, Subsidiaries Or Affiliates	Domiciliary Location	Relationship to Reporting Entity	Directly Controlled by (Name of Entity/Person)	Type of Control (Ownership, Board, Management, Attorney-in-Fact, Influence, Other)	If Control is Ownership Provide Percentage	Ultimate Controlling Entity(ies)/Person(s)	Is an SCA Filing Required? (Yes/No)	*
							The Building at 575 Fifth Retail Holding LLC	DE	NIA	The Building at 575 Fifth Avenue Mezzanine LLC	Ownership	100.000	MetLife, Inc	NO	
							The Building at 575 Fifth Retail Owner LLC	DE	NIA	The Building at 575 Fifth Retail Holding LLC	Ownership	100.000	MetLife, Inc	NO	
			98-1107266				Met Canada Solar ULC	CAN	NIA	MetLife Capital, Limited Partnership	Ownership	100.000	MetLife, Inc	NO	
			86-1176467				MEX DF Properties, LLC	DE	NIA	Metropolitan Life Insurance Company	Ownership	100.000	MetLife, Inc	NO	
			13-5581829				Met 1065 Hotel, LLC	DE	NIA	Metropolitan Life Insurance Company	Ownership	100.000	MetLife, Inc	NO	
			13-5581829				WFP 1000 Holding Company GP, LLC	DE	NIA	Metropolitan Life Insurance Company	Ownership	100.000	MetLife, Inc	NO	
			13-5581829				MTU Hotel Owner, LLC	DE	NIA	Metropolitan Life Insurance Company	Ownership	100.000	MetLife, Inc	NO	
							MetLife Water Tower Owner LLC	DE	NIA	Metropolitan Life Insurance Company	Ownership	100.000	MetLife, Inc	NO	
							ML Bellevue Member LLC	DE	NIA	Metropolitan Life Insurance Company	Ownership	100.000	MetLife, Inc	NO	
							ML Cooperative Member, LLC	DE	NIA	Metropolitan Life Insurance Company	Ownership	100.000	MetLife, Inc	NO	
			13-3619870				23rd Street Investments, Inc.	DE	NIA	Metropolitan Life Insurance Company	Ownership	100.000	MetLife, Inc	YES	
			06-1193029				MetLife Capital Credit L.P.	DE	NIA	23rd Street Investments, Inc.	Management	0.000	MetLife, Inc	NO	
			91-1273824	4600453			MetLife Capital, Limited Partnership	DE	NIA	23rd Street Investments, Inc.	Management	0.000	MetLife, Inc	NO	
							Long Island Solar Farm, LLC	DE	NIA	MetLife Capital, Limited Partnership	Management	0.000	MetLife, Inc	NO	
			43-1822723	4275507			Missouri Reinsurance, Inc.	CYM	IA	Metropolitan Life Insurance Company	Ownership	100.000	MetLife, Inc	YES	
			13-3237278				MetLife Holdings, Inc.	DE	NIA	Metropolitan Life Insurance Company	Ownership	100.000	MetLife, Inc	YES	
			13-3237275				MetLife Credit Corp.	DE	NIA	MetLife Holdings, Inc.	Ownership	100.000	MetLife, Inc	NO	
			13-3237277				MetLife Funding, Inc.	DE	NIA	MetLife Holdings, Inc.	Ownership	100.000	MetLife, Inc	NO	
			01-0855028				Midtown Heights, LLC	DE	NIA	Metropolitan Life Insurance Company	Ownership	100.000	MetLife, Inc	NO	
			43-6026902				White Oak Royalty Company	OK	NIA	Metropolitan Life Insurance Company	Ownership	100.000	MetLife, Inc	YES	
							Plaza Drive Properties, LLC	DE	NIA	Metropolitan Life Insurance Company	Ownership	100.000	MetLife, Inc	NO	
			36-4197196				MetLife Properties Ventures, LLC	DE	NIA	Metropolitan Life Insurance Company	Ownership	100.000	MetLife, Inc	NO	
			22-2375428				Transmountain Land & Livestock Company	MT	NIA	Metropolitan Life Insurance Company	Ownership	100.000	MetLife, Inc	YES	
			34-1650967				MetLife Legal Plans, Inc.	DE	NIA	Metropolitan Life Insurance Company	Ownership	100.000	MetLife, Inc	YES	
			13-3179826		3219782		MetLife Next Gen Ventures, LLC	DE	NIA	Metropolitan Life Insurance Company	Ownership	100.000	MetLife, Inc	NO	
			86-1794197				1350 Eye Street Owner LLC	DE	NIA	Metropolitan Life Insurance Company	Management	0.000	MetLife, Inc	NO	
			13-4047186				MetLife Tower Resources Group, Inc.	DE	NIA	Metropolitan Life Insurance Company	Ownership	100.000	MetLife, Inc	YES	
			26-0404927				Housing Fund Manager, LLC	DE	NIA	Metropolitan Life Insurance Company	Ownership	100.000	MetLife, Inc	NO	
			93-2031355				ML CW Member LLC	DE	NIA	Metropolitan Life Insurance Company	Management	0.000	MetLife, Inc	NO	
							ML District NoHo Master Member, LLC	DE	NIA	Metropolitan Life Insurance Company	Ownership	100.000	MetLife, Inc	NO	
			13-5581829				MAV Trust Holdings LLC	DE	NIA	Metropolitan Life Insurance Company	Ownership	100.000	MetLife, Inc	NO	
			13-5581829				MAV 1	DE	NIA	Metropolitan Life Insurance Company	Ownership	100.000	MetLife, Inc	NO	
							ML Cial Member 2.0, LLC	DE	NIA	Metropolitan Life Insurance Company	Ownership	100.000	MetLife, Inc	NO	
							MetLife Securitization Depositor LLC	DE	NIA	Metropolitan Life Insurance Company	Ownership	100.000	MetLife, Inc	NO	
			06-1535895			0001719327	PREFCO Fourteen, LLC	DE	NIA	Metropolitan Life Insurance Company	Ownership	100.000	MetLife, Inc	NO	
							ML HS Member LLC	DE	NIA	Metropolitan Life Insurance Company	Ownership	100.000	MetLife, Inc	NO	
							ML MMIP Member, LLC	DE	NIA	Metropolitan Life Insurance Company	Ownership	100.000	MetLife, Inc	NO	
			82-5393412				Pacific Logistics Industrial South, LLC	DE	NIA	Metropolitan Life Insurance Company	Ownership	100.000	MetLife, Inc	NO	
			46-3608641				ML Swan Mezz, LLC	DE	NIA	Metropolitan Life Insurance Company	Ownership	100.000	MetLife, Inc	NO	
			46-3589015				ML Swan GP, LLC	DE	NIA	ML Swan Mezz, LLC	Ownership	100.000	MetLife, Inc	NO	
			46-3616798				ML Dolphin Mezz, LLC	DE	NIA	Metropolitan Life Insurance Company	Ownership	100.000	MetLife, Inc	NO	
			82-4889675				ML Southlands Member, LLC	DE	NIA	Metropolitan Life Insurance Company	Management	0.000	MetLife, Inc	NO	
			83-2970698				ML Port Chester SC Member, LLC	DE	NIA	Metropolitan Life Insurance Company	Management	0.000	MetLife, Inc	NO	
			82-4019470				ML Cerritos TO Member, LLC	DE	NIA	Metropolitan Life Insurance Company	Management	0.000	MetLife, Inc	NO	
			82-5351346				ML Sloan's Lake Member, LLC	DE	NIA	Metropolitan Life Insurance Company	Ownership	100.000	MetLife, Inc	NO	
							ML 610 Zane Member, LLC	DE	NIA	Metropolitan Life Insurance Company	Ownership	100.000	MetLife, Inc	NO	
							HD Owner LLC	DE	NIA	Metropolitan Life Insurance Company	Ownership	100.000	MetLife, Inc	NO	

STATEMENT AS OF SEPTEMBER 30, 2025 OF THE METROPOLITAN GENERAL INSURANCE COMPANY

**SCHEDULE Y**

**PART 1A - DETAILS OF INSURANCE HOLDING COMPANY SYSTEM**

1	2	3	4	5	6	7	8	9	10	11	12	13	14	15	16
Group Code	Group Name	NAIC Company Code	ID Number	Federal RSSD	CIK	Name of Securities Exchange if Publicly Traded (U.S. or International)	Names of Parent, Subsidiaries Or Affiliates	Domiciliary Location	Relationship to Reporting Entity	Directly Controlled by (Name of Entity/Person)	Type of Control (Ownership, Board, Management, Attorney-in-Fact, Influence, Other)	If Control is Ownership Provide Percentage	Ultimate Controlling Entity(ies)/Person(s)	Is an SCA Filing Required? (Yes/No)	*
			46-3593573				ML Dolphin GP, LLC	DE	NIA	ML Dolphin Mezz, LLC	Ownership	100.000	MetLife, Inc	NO	
			46-0803970				Haskell East Village, LLC	DE	NIA	Metropolitan Life Insurance Company	Ownership	100.000	MetLife, Inc	NO	
			80-0821598				MetLife CC Member, LLC	DE	NIA	Metropolitan Life Insurance Company	Management	0.000	MetLife, Inc	NO	
			80-0823015				Oconee Hotel Company, LLC	DE	NIA	Metropolitan Life Insurance Company	Ownership	100.000	MetLife, Inc	NO	
			80-0823413				Oconee Land Company, LLC	DE	NIA	Metropolitan Life Insurance Company	Ownership	100.000	MetLife, Inc	NO	
			90-0853553				Oconee Land Development Company, LLC	DE	NIA	Oconee Land Company, LLC	Ownership	100.000	MetLife, Inc	NO	
			37-1694299				Oconee Golf Company, LLC	DE	NIA	Oconee Land Company, LLC	Ownership	100.000	MetLife, Inc	NO	
							Oconee Marina Company, LLC	DE	NIA	Oconee Land Company, LLC	Ownership	100.000	MetLife, Inc	NO	
							ML 1960 Grand LLC	DE	NIA	Metropolitan Life Insurance Company	Ownership	100.000	MetLife, Inc	NO	
							ML 240 West 35th Owner LLC	DE	NIA	Metropolitan Life Insurance Company	Ownership	100.000	MetLife, Inc	NO	
			13-5581829				ML Artisan Crossing PE Member, LLC	DE	NIA	Metropolitan Life Insurance Company	Ownership	100.000	MetLife, Inc	NO	
			13-5581829				MNMQ TRUST HOLDINGS LLC	DE	NIA	Metropolitan Life Insurance Company	Ownership	100.000	MetLife, Inc	NO	
							MNQM TRUST 2020	DE	NIA	MNMQ TRUST HOLDINGS LLC	Ownership	100.000	MetLife, Inc	NO	
			46-2460801				ML Hudson Member, LLC	DE	NIA	Metropolitan Life Insurance Company	Ownership	100.000	MetLife, Inc	NO	
			46-2460801				1201 TAB Manager, LLC	DE	NIA	Metropolitan Life Insurance Company	Ownership	100.000	MetLife, Inc	NO	
			46-2477278				MetLife 1201 TAB Member, LLC	DE	NIA	Metropolitan Life Insurance Company	Ownership	100.000	MetLife, Inc	NO	
							MetLife LHH Member, LLC	DE	NIA	Metropolitan Life Insurance Company	Management	0.000	MetLife, Inc	NO	
			13-5581829				MetLife Ashton Austin Owner, LLC	DE	NIA	Metropolitan Life Insurance Company	Ownership	100.000	MetLife, Inc	NO	
							MetLife Acoma Owner, LLC	DE	NIA	Metropolitan Life Insurance Company	Ownership	100.000	MetLife, Inc	NO	
			87-4569349				ML Matson Mills Member LLC	DE	NIA	Metropolitan Life Insurance Company	Ownership	100.000	MetLife, Inc	NO	
							ML University Town Center Member, LLC	DE	NIA	Metropolitan Life Insurance Company	Ownership	100.000	MetLife, Inc	NO	
							ML 300 Third Member LLC	DE	NIA	Metropolitan Life Insurance Company	Ownership	100.000	MetLife, Inc	NO	
			26-1762232				Boulevard Residential, LLC	DE	NIA	Metropolitan Life Insurance Company	Ownership	100.000	MetLife, Inc	NO	
			46-4158087				MetLife Ontario Street Member, LLC	DE	NIA	Metropolitan Life Insurance Company	Ownership	100.000	MetLife, Inc	NO	
			82-3135079				MetLife 555 12th Member, LLC	DE	NIA	Metropolitan Life Insurance Company	Management	0.000	MetLife, Inc	NO	
			46-4283517				150 North Riverside PE Member, LLC	DE	NIA	Metropolitan Life Insurance Company	Management	0.000	MetLife, Inc	NO	
			13-5581829				MetLife Camino Ramon Member, LLC	DE	NIA	Metropolitan Life Insurance Company	Management	0.000	MetLife, Inc	NO	
			46-4129811				ML OMD Member, LLC	DE	NIA	Metropolitan Life Insurance Company	Ownership	100.000	MetLife, Inc	NO	
							MetLife 425 MKT Member, LLC	DE	NIA	Metropolitan Life Insurance Company	Management	0.000	MetLife, Inc	NO	
							ML Navy Yard Member, LLC	DE	NIA	Metropolitan Life Insurance Company	Ownership	100.000	MetLife, Inc	NO	
							ML 335 8th PE Member, LLC	DE	NIA	Metropolitan Life Insurance Company	Ownership	100.000	MetLife, Inc	NO	
							ML Terminal 106 Member, LLC	DE	NIA	Metropolitan Life Insurance Company	Management	0.000	MetLife, Inc	NO	
			13-5581829				Southcreek Industrial Holdings, LLC	DE	NIA	Metropolitan Life Insurance Company	Ownership	100.000	MetLife, Inc	NO	
			46-4229772				MetLife THR Investor, LLC	DE	NIA	Metropolitan Life Insurance Company	Ownership	100.000	MetLife, Inc	NO	
			13-5581829				MCJV, LLC	DE	NIA	Metropolitan Life Insurance Company	Ownership	100.000	MetLife, Inc	NO	
			46-4584166				MetLife OFC Member, LLC	DE	NIA	Metropolitan Life Insurance Company	Ownership	100.000	MetLife, Inc	NO	
							ML Southmore, LLC	DE	NIA	Metropolitan Life Insurance Company	Management	0.000	MetLife, Inc	NO	
							MetLife GV Owner LLC	DE	NIA	Metropolitan Life Insurance Company	Ownership	100.000	MetLife, Inc	NO	
			13-5581829				MetLife Private Equity Holdings, LLC	DE	NIA	MetLife SP Holdings, LLC	Ownership	100.000	MetLife, Inc	NO	
			20-8254446				10700 Wilshire, LLC	DE	NIA	Metropolitan Life Insurance Company	Ownership	100.000	MetLife, Inc	NO	
			47-3741955				ML Mililani Member, LLC	DE	NIA	Metropolitan Life Insurance Company	Management	0.000	MetLife, Inc	NO	
			47-5228317				MOPP Owners, LLC	DE	NIA	Metropolitan Life Insurance Company	Management	0.000	MetLife, Inc	NO	
							MOPP Marbella Member, LLC	DE	NIA	MOPP Owners, LLC	Management	0.000	MetLife, Inc	NO	
			20-3700390				Viridian Miracle Mile, LLC	DE	NIA	Metropolitan Life Insurance Company	Ownership	100.000	MetLife, Inc	NO	
							ML-A1 MetLife Member 5, LLC	DE	NIA	Metropolitan Life Insurance Company	Ownership	100.000	MetLife, Inc	NO	
							MetLife Park Tower Member, LLC	DE	NIA	Metropolitan Life Insurance Company	Ownership	100.000	MetLife, Inc	NO	
			47-5505232				Park Tower REIT, Inc.	DE	NIA	MetLife Park Tower Member, LLC	Ownership	100.000	MetLife, Inc	NO	
			81-1408328				Park Tower JV Member, LLC	DE	NIA	Park Tower REIT, Inc.	Ownership	100.000	MetLife, Inc	NO	
			82-1637862				MetLife Chino Member, LLC	DE	NIA	Metropolitan Life Insurance Company	Ownership	100.000	MetLife, Inc	NO	



STATEMENT AS OF SEPTEMBER 30, 2025 OF THE METROPOLITAN GENERAL INSURANCE COMPANY

**SCHEDULE Y**

**PART 1A - DETAILS OF INSURANCE HOLDING COMPANY SYSTEM**

1	2	3	4	5	6	7	8	9	10	11	12	13	14	15	16
Group Code	Group Name	NAIC Company Code	ID Number	Federal RSSD	CIK	Name of Securities Exchange if Publicly Traded (U.S. or International)	Names of Parent, Subsidiaries Or Affiliates	Domiciliary Location	Relationship to Reporting Entity	Directly Controlled by (Name of Entity/Person)	Type of Control (Ownership, Board, Management, Attorney-in-Fact, Influence, Other)	If Control is Ownership Provide Percentage	Ultimate Controlling Entity(ies)/Person(s)	Is an SCA Filing Required? (Yes/No)	*
			13-5581829				MetLife Boro Station Member, LLC	DE	NIA	Metropolitan Life Insurance Company	Ownership	100.000	MetLife, Inc	NO	
			92-3139130				ML PE Terminal 106, LLC	DE	NIA	Metropolitan Life Insurance Company	Management	0.000	MetLife, Inc	NO	
							ML One Bedminster, LLC	DE	NIA	Metropolitan Life Insurance Company	Ownership	100.000	MetLife, Inc	NO	
							Pacific Logistics Industrial North, LLC	DE	NIA	Metropolitan Life Insurance Company	Ownership	100.000	MetLife, Inc	NO	
			83-2270141				MMP Owners, LLC	DE	NIA	Metropolitan Life Insurance Company	Ownership	100.000	MetLife, Inc	NO	
							ML AG Member LLC	DE	NIA	Metropolitan Life Insurance Company	Ownership	100.000	MetLife, Inc	NO	
							ML Corner 63 Member, LLC	DE	NIA	Metropolitan Life Insurance Company	Ownership	100.000	MetLife, Inc	NO	
			13-5581829				MetLife 8280 Member, LLC	DE	NIA	Metropolitan Life Insurance Company	Ownership	100.000	MetLife, Inc	NO	
							MetLife Campus at SGV Member, LLC	DE	NIA	Metropolitan Life Insurance Company	Ownership	100.000	MetLife, Inc	NO	
							MC Portfolio JV Member, LLC	DE	NIA	Metropolitan Life Insurance Company	Ownership	100.000	MetLife, Inc	NO	
			13-5581829				MMP Owners III, LLC	DE	NIA	Metropolitan Life Insurance Company	Ownership	100.000	MetLife, Inc	NO	
							MetLife Multi-Family Partners III, LLC	DE	NIA	MMP Owners III, LLC	Ownership	100.000	MetLife, Inc	NO	
			13-5581829				MMP Holdings III, LLC	DE	NIA	MetLife Multi-Family Partners III, LLC	Ownership	100.000	MetLife, Inc	NO	
			13-5581829				MMP South Park REIT, LLC	DE	NIA	MMP Holdings III, LLC	Ownership	100.000	MetLife, Inc	NO	
			13-5581829				MMP South Park Owner, LLC	DE	NIA	MMP South Park REIT, LLC	Ownership	100.000	MetLife, Inc	NO	
			13-5581829				MMP Olivian REIT, LLC	DE	NIA	MMP Holdings III, LLC	Ownership	100.000	MetLife, Inc	NO	
			13-5581829				MMP Olivian Owner, LLC	DE	NIA	MMP Olivian REIT, LLC	Ownership	100.000	MetLife, Inc	NO	
							MCRE Block 40, LP	DE	NIA	Metropolitan Life Insurance Company	Ownership	100.000	MetLife, Inc	NO	
							MetLife Japan US Equity Owners LLC	DE	NIA	Metropolitan Life Insurance Company	Ownership	100.000	MetLife, Inc	NO	
			13-5581829				MetLife SP Holdings, LLC	DE	NIA	Metropolitan Life Insurance Company	Ownership	100.000	MetLife, Inc	NO	
			47-2085444				ML-AI MetLife Member 2, LLC	DE	NIA	Metropolitan Life Insurance Company	Management	0.000	MetLife, Inc	NO	
							ML-AI MetLife Member 3, LLC	DE	NIA	Metropolitan Life Insurance Company	Ownership	100.000	MetLife, Inc	NO	
							ML-AI MetLife Member 4, LLC	DE	NIA	Metropolitan Life Insurance Company	Management	0.000	MetLife, Inc	NO	
			82-2216412				White Tract II, LLC	DE	NIA	Metropolitan Life Insurance Company	Ownership	100.000	MetLife, Inc	NO	
			46-4255167				ML Terraces, LLC	DE	NIA	Metropolitan Life Insurance Company	Ownership	100.000	MetLife, Inc	NO	
							Chestnut Flats Wind, LLC	DE	NIA	Metropolitan Life Insurance Company	Ownership	100.000	MetLife, Inc	NO	
			47-1256270				MetLife OBS Member, LLC	DE	NIA	Metropolitan Life Insurance Company	Ownership	100.000	MetLife, Inc	NO	
							MetLife FM Hotel Member, LLC	DE	NIA	Metropolitan Life Insurance Company	Ownership	100.000	MetLife, Inc	NO	
							LHCW Holdings (U.S.) LLC	DE	NIA	MetLife FM Hotel Member, LLC	Ownership	100.000	MetLife, Inc	NO	
							LHC Holdings (U.S.) LLC	DE	NIA	LHCW Holdings (U.S.) LLC	Ownership	100.000	MetLife, Inc	NO	
							LHCW Hotel Holding (U.S.) LLC	DE	NIA	LHC Holdings (U.S.) LLC	Ownership	100.000	MetLife, Inc	NO	
							LHCW Hotel Holding (2002) LLC	DE	NIA	LHCW Hotel Holding (U.S.) LLC	Ownership	100.000	MetLife, Inc	NO	
							LHCW Hotel Operating Company (2002) LLC	DE	NIA	LHCW Hotel Holding (U.S.) LLC	Ownership	100.000	MetLife, Inc	NO	
							MetLife HCMJV 1 GP, LLC	DE	NIA	Metropolitan Life Insurance Company	Ownership	100.000	MetLife, Inc	NO	
							MetLife HCMJV 1 LP, LLC	DE	NIA	Metropolitan Life Insurance Company	Ownership	100.000	MetLife, Inc	NO	
			84-4913232				Sino-US United MetLife Insurance Co. Ltd.	CHN	IA	Metropolitan Life Insurance Company	Ownership	50.000	MetLife, Inc	NO	
			13-5581829				ML Armature Member, LLC	DE	NIA	Metropolitan Life Insurance Company	Management	0.000	MetLife, Inc	NO	
			13-5581829				TOV OWNER LLC	DE	NIA	Metropolitan Life Insurance Company	Ownership	100.000	MetLife, Inc	NO	
							MZO OWNER LLC	DE	NIA	Metropolitan Life Insurance Company	Ownership	100.000	MetLife, Inc	NO	
							ML PFV Member LLC	DE	NIA	Metropolitan Life Insurance Company	Ownership	100.000	MetLife, Inc	NO	
							PF Venture LLC	DE	NIA	ML PFV Member LLC	Ownership	94.118	MetLife, Inc	NO	
							PF Venture LLC	DE	NIA	MTL PFV Member LLC	Ownership	5.882	MetLife, Inc	NO	
							ML 4000 MACARTHUR MEMBER LLC	DE	NIA	Metropolitan Life Insurance Company	Ownership	100.000	MetLife, Inc	NO	
			81-0706365				Versant Health, Inc.	DE	NIA	MetLife, Inc.	Ownership	100.000	MetLife, Inc	NO	
			81-0711451				Versant Health Holdco, Inc.	DE	NIA	Versant Health, Inc.	Ownership	100.000	MetLife, Inc	NO	
			80-0769466				Versant Health Consolidations Corp.	DE	NIA	Versant Health Holdco, Inc.	Ownership	100.000	MetLife, Inc	NO	
			11-3051991				Davis Vision, Inc	NY	NIA	Versant Health Consolidations Corp.	Ownership	100.000	MetLife, Inc	NO	
			11-2958041				DavisVision IPA, Inc.	NY	NIA	Davis Vision, Inc	Ownership	100.000	MetLife, Inc	NO	
			84-1800280				Versant Health Lab, LLC	DE	NIA	Davis Vision, Inc	Ownership	100.000	MetLife, Inc	NO	

STATEMENT AS OF SEPTEMBER 30, 2025 OF THE METROPOLITAN GENERAL INSURANCE COMPANY

**SCHEDULE Y**

**PART 1A - DETAILS OF INSURANCE HOLDING COMPANY SYSTEM**

1	2	3	4	5	6	7	8	9	10	11	12	13	14	15	16
Group Code	Group Name	NAIC Company Code	ID Number	Federal RSSD	CIK	Name of Securities Exchange if Publicly Traded (U.S. or International)	Names of Parent, Subsidiaries Or Affiliates	Domiciliary Location	Relationship to Reporting Entity	Directly Controlled by (Name of Entity/Person)	Type of Control (Ownership, Board, Management, Attorney-in-Fact, Influence, Other)	If Control is Ownership Provide Percentage	Ultimate Controlling Entity(ies)/Person(s)	Is an SCA Filing Required? (Yes/No)	*
.0241	Metropolitan Group	60188	13-3741352 86-0757439				Superior Vision Services, Inc. Superior Vision Insurance, Inc. Vision Twenty-One Managed Eye Care IPA, Inc.	..DE..... ..AZ.....	.....NIA..... .....IA.....	Versant Health Consolidations Corp. Superior Vision Services, Inc.	Ownership..... Ownership.....	100.000 100.000	MetLife, Inc MetLife, Inc	.....NO..... .....NO.....	
.0241	Metropolitan Group	52005	11-3391532 39-1736329				Superior Vision Insurance Plan of Wisconsin, Inc. Vision 21 Physician Practice Management Company	..NY..... ..WI.....	.....NIA..... .....IA.....	Versant Health Consolidations Corp. Versant Health Consolidations Corp.	Ownership..... Ownership.....	100.000 100.000	MetLife, Inc MetLife, Inc	.....NO..... .....NO.....	
.0241	Metropolitan Group	95387	59-2749609 22-2512390 75-2631278				Superior Vision Benefit Management, Inc. Block Vision of Texas, Inc.	..FL..... ..NJ..... ..TX.....	.....NIA..... .....NIA..... .....IA.....	Versant Health Consolidations Corp. Versant Health Consolidations Corp. Superior Vision Benefit Management, Inc.	Ownership..... Ownership..... Ownership.....	100.000 100.000 100.000	MetLife, Inc MetLife, Inc MetLife, Inc	.....NO..... .....NO..... .....NO.....	
.0241	Metropolitan Group	14189	22-3343185 20-5580363				UVC Independent Practice Association, Inc. Superior Vision of New Jersey, Inc.	..NY..... ..NJ.....	.....NIA..... .....IA.....	Superior Vision Benefit Management, Inc. Superior Vision Benefit Management, Inc.	Ownership..... Ownership.....	100.000 100.000	MetLife, Inc MetLife, Inc	.....NO..... .....NO.....	
.0241	Metropolitan Group	97136	13-3114906 38-4035918	3219773			Metropolitan Tower Life Insurance Company MetLife Assignment Company, Inc (DE)	..NE..... ..DE.....	.....IA..... .....NIA.....	MetLife, Inc. Metropolitan Tower Life Insurance Company	Ownership..... Ownership.....	100.000 100.000	MetLife, Inc MetLife, Inc	.....NO..... .....YES.....	
			13-3114906				MTL HS Member LLC MTL GV Owner LLC	..DE..... ..DE.....	.....NIA..... .....NIA.....	Metropolitan Tower Life Insurance Company Metropolitan Tower Life Insurance Company	Ownership..... Ownership.....	100.000 100.000	MetLife, Inc MetLife, Inc	.....NO..... .....NO.....	
.0241	Metropolitan Group	14170	52-1528581 33-0733552	3921834	0000727303		MTL PFV Member LLC SafeGuard Health Enterprises, Inc.	..DE..... ..DE.....	.....NIA..... .....NIA.....	Metropolitan Tower Life Insurance Company MetLife, Inc.	Ownership..... Ownership.....	100.000 100.000	MetLife, Inc MetLife, Inc	.....NO..... .....NO.....	
.0241	Metropolitan Group	79014	33-0733552 95-2879515				MetLife Health Plans, Inc. SafeGuard Health Plans, Inc. (CA)	..NJ..... ..CA.....	.....IA..... .....IA.....	SafeGuard Health Enterprises, Inc. SafeGuard Health Enterprises, Inc.	Ownership..... Ownership.....	100.000 100.000	MetLife, Inc MetLife, Inc	.....NO..... .....NO.....	
.0241	Metropolitan Group	52009	33-0515751 65-0073323				SafeHealth Life Insurance Company SafeGuard Health Plans, Inc. (FL)	..CA..... ..FL.....	.....IA..... .....IA.....	SafeGuard Health Enterprises, Inc. SafeGuard Health Enterprises, Inc.	Ownership..... Ownership.....	100.000 100.000	MetLife, Inc MetLife, Inc	.....NO..... .....NO.....	
.0241	Metropolitan Group	60690	75-2046497 98-0000065	4247326			SafeGuard Health Plans, Inc. (TX) American Life Insurance Company	..TX..... ..DE.....	.....IA..... .....IA.....	SafeGuard Health Enterprises, Inc. MetLife, Inc.	Ownership..... Ownership.....	100.000 100.000	MetLife, Inc MetLife, Inc	.....NO..... .....NO.....	
			AA-1580066				BIDV MetLife Life Insurance Limited Liability Company MetLife Insurance K.K. (Japan)	..WM..... ..JPN.....	.....IA..... .....IA.....	American Life Insurance Company American Life Insurance Company	Ownership..... Ownership.....	60.610 100.000	MetLife, Inc MetLife, Inc	.....NO..... .....NO.....	
			88-1313096 92-0658692				Fortissimo Co., Ltd MetLife Japan Water Tower Owner (Blocker) LLC	..JPN..... ..DE.....	.....IA..... .....IA.....	MetLife Insurance K.K. (Japan) MetLife Insurance K.K. (Japan)	Ownership..... Ownership.....	100.000 100.000	MetLife, Inc MetLife, Inc	.....NO..... .....NO.....	
			4250018				MetLife Japan 240 West 35th Owner (Blocker) LLC MetLife, Life Insurance Company (Egypt)	..DE..... ..EGY.....	.....IA..... .....NIA.....	MetLife Insurance K.K. (Japan) MetLife Global Holding Company I GmbH (Swiss)	Ownership..... Ownership.....	100.000 84.125	MetLife, Inc MetLife, Inc	.....NO..... .....NO.....	
			51-0205283 02-0649743				MetLife Global Holding Company III GmbH International Technical and Advisory Services Limited	..CHE..... ..DE.....	.....NIA..... .....NIA.....	American Life Insurance Company American Life Insurance Company	Ownership..... Ownership.....	100.000 100.000	MetLife, Inc MetLife, Inc	.....NO..... .....YES.....	
			13-3912049 13-3919049				Borderland Investments Limited ALICO Hellas Single Member Limited Liability Company (Greece)	..DE..... ..GRC.....	.....NIA..... .....NIA.....	American Life Insurance Company Borderland Investments Limited	Ownership..... Ownership.....	100.000 100.000	MetLife, Inc MetLife, Inc	.....NO..... .....NO.....	
							ALICO Properties, Inc. Global Properties, Inc. (USA-Delaware)	..DE..... ..DE.....	.....NIA..... .....NIA.....	American Life Insurance Company ALICO Properties, Inc.	Ownership..... Ownership.....	51.000 100.000	MetLife, Inc MetLife, Inc	.....YES..... .....NO.....	
							MetLife Global Holding Company I GmbH (Swiss) Klimber Latam Corp.	..CHE..... ..DE.....	.....NIA..... .....NIA.....	American Life Insurance Company American Life Insurance Company	Ownership..... Ownership.....	100.000 20.000	MetLife, Inc MetLife, Inc	.....NO..... .....YES.....	
			13-3759652	3166279			MetLife Japan 1960 Grand Blocker LLC MetLife International Holdings, LLC	..DE..... ..DE.....	.....NIA..... .....NIA.....	MetLife Insurance K.K. (Japan) MetLife Global Holding Company II LLC (Swiss and DE)	Ownership..... Ownership.....	100.000 100.000	MetLife, Inc MetLife, Inc	.....NO..... .....NO.....	

STATEMENT AS OF SEPTEMBER 30, 2025 OF THE METROPOLITAN GENERAL INSURANCE COMPANY

**SCHEDULE Y**

**PART 1A - DETAILS OF INSURANCE HOLDING COMPANY SYSTEM**

1	2	3	4	5	6	7	8	9	10	11	12	13	14	15	16
Group Code	Group Name	NAIC Company Code	ID Number	Federal RSSD	CIK	Name of Securities Exchange if Publicly Traded (U.S. or International)	Names of Parent, Subsidiaries Or Affiliates	Domiciliary Location	Relationship to Reporting Entity	Directly Controlled by (Name of Entity/Person)	Type of Control (Ownership, Board, Management, Attorney-in-Fact, Influence, Other)	If Control is Ownership Provide Percentage	Ultimate Controlling Entity(ies)/Person(s)	Is an SCA Filing Required? (Yes/No)	*
				4240907			MetLife Regional Services, S.A. de C.V.	.MEX	NIA	MetLife Global Holding Company II LLC (Swiss and DE)	Ownership	100.000	MetLife, Inc	NO	
				4240907			MetLife Regional Services, S.A. de C.V.	.MEX	NIA	MetLife UK Management Company Limited	Ownership	0.001	MetLife, Inc	NO	
				4254995			Fundacion MetLife Mexico, A.C.	.MEX	NIA	MetLife Regional Services, S.A. de C.V.	Ownership	100.000	MetLife, Inc	NO	
							MetLife Asia Services Sdn. Bhd	.MYS	NIA	MetLife Global Holding Company II LLC (Swiss and DE)	Ownership	100.000	MetLife, Inc	NO	
			AA-1860015				MetLife Emeklilik ve Hayat A.S. (Turkey)	.TUR	IA	MetLife Global Holding Company II LLC (Swiss and DE)	Ownership	99.980	MetLife, Inc	NO	
				4250072			PJSC MetLife (Ukraine)	.UKR	IA	MetLife Global Holding Company II LLC (Swiss and DE)	Ownership	99.999	MetLife, Inc	NO	
				4250072			PJSC MetLife (Ukraine)	.UKR	IA	International Technical and Advisory Services Limited	Ownership	0.001	MetLife, Inc	NO	
				4250072			PJSC MetLife (Ukraine)	.UKR	IA	Borderland Investments Limited	Ownership	0.001	MetLife, Inc	NO	
							MetLife Innovation Centre Limited	.IRL	NIA	MetLife Global Holding Company II LLC (Swiss and DE)	Ownership	99.999	MetLife, Inc	NO	
							MetLife Investment Management Japan, Ltd.	.JPN	NIA	ALICO Operations, LLC (DE)	Ownership	100.000	MetLife, Inc	NO	
				4251293			MetLife Seguros S.A. (Uruguay)	.URY	IA	ALICO Operations, LLC (DE)	Ownership	100.000	MetLife, Inc	NO	
							MetLife Colombia Seguros de Vida S.A. (Columbia)	.COL	IA	MetLife Global Holding Company II LLC (Swiss and DE)	Ownership	90.000	MetLife, Inc	NO	
							MetLife Colombia Seguros de Vida S.A. (Columbia)	.COL	IA	MetLife Chile Inversiones Limitada	Ownership	10.000	MetLife, Inc	NO	
							MetLife Colombia Seguros de Vida S.A. (Columbia)	.COL	IA	International Technical and Advisory Services Limited	Ownership	0.000	MetLife, Inc	NO	
							MetLife Colombia Seguros de Vida S.A. (Columbia)	.COL	IA	Borderland Investments Limited	Ownership	0.000	MetLife, Inc	NO	
							MetLife Colombia Seguros de Vida S.A. (Columbia)	.COL	IA	Natiloportem Holdings, LLC	Ownership	0.000	MetLife, Inc	NO	
				4254445			MetLife Latin America Asesorias e Inversiones Limitada (Chile)	.CHL	NIA	MetLife Investment Management Holdings (Ireland) Limited (Ireland)	Ownership	99.990	MetLife, Inc	NO	
				4254445			MetLife Latin America Asesorias e Inversiones Limitada (Chile)	.CHL	NIA	MetLife Global Holding Company II LLC (Swiss and DE)	Ownership	0.010	MetLife, Inc	NO	
							MetLife Investment Management Europe Limited (Ireland)	.IRL	NIA	MetLife Investment Management Holdings (Ireland) Limited (Ireland)	Ownership	100.000	MetLife, Inc	NO	
				4275534			MetLife Investments Asia Limited (Hong Kong)	.HKG	NIA	MetLife Investment Management Holdings (Ireland) Limited (Ireland)	Ownership	100.000	MetLife, Inc	NO	
				4254427			MetLife Investments Limited (UK)	.GBR	IA	MetLife Investment Management Holdings (Ireland) Limited (Ireland)	Ownership	100.000	MetLife, Inc	NO	
							MetLife Investment Management Holdings (Ireland) Limited (Ireland)	.IRL	NIA	MetLife Global Holding Company II LLC (Swiss and DE)	Ownership	100.000	MetLife, Inc	NO	
			30-0615846				ALICO Operations, LLC (DE)	.DE	NIA	MetLife Global Holding Company II LLC (Swiss and DE)	Ownership	100.000	MetLife, Inc	NO	
							MetLife Asia Holding Company Pte. Ltd.	.SGP	NIA	MetLife Global Holding Company II LLC (Swiss and DE)	Ownership	100.000	MetLife, Inc	NO	
							MetLife UK Limited	.GBR	IA	MetLife Global Holding Company II LLC (Swiss and DE)	Ownership	100.000	MetLife, Inc	NO	
							Affirmative Investment Management Partners Ltd	.GBR	NIA	MetLife Investment Management Holdings (Ireland) Limited (Ireland)	Ownership	100.000	MetLife, Inc	NO	
							Affirmative Investment Management Australia Pty Ltd	.AUS	NIA	Affirmative Investment Management Partners Ltd	Ownership	100.000	MetLife, Inc	NO	
							MetLife Innovation Centre Pte. Ltd	.SGP	NIA	MetLife Asia Holding Company Pte. Ltd.	Ownership	100.000	MetLife, Inc	NO	
							MetLife Reinsurance Company of Bermuda Ltd.	.BMU	IA	MetLife Global Holding Company II LLC (Swiss and DE)	Ownership	100.000	MetLife, Inc	NO	

STATEMENT AS OF SEPTEMBER 30, 2025 OF THE METROPOLITAN GENERAL INSURANCE COMPANY

**SCHEDULE Y**

**PART 1A - DETAILS OF INSURANCE HOLDING COMPANY SYSTEM**

1	2	3	4	5	6	7	8	9	10	11	12	13	14	15	16
Group Code	Group Name	NAIC Company Code	ID Number	Federal RSSD	CIK	Name of Securities Exchange if Publicly Traded (U.S. or International)	Names of Parent, Subsidiaries Or Affiliates	Domi-ciliary Location	Relation-ship to Reporting Entity	Directly Controlled by (Name of Entity/Person)	Type of Control (Ownership, Board, Management, Attorney-in-Fact, Influence, Other)	If Control is Ownership Provide Percentage	Ultimate Controlling Entity(ies)/Person(s)	Is an SCA Filing Re-quired? (Yes/No)	*
							MetLife Investment Management Limited (UK) .. Closed Joint-stock Company Master-D (Russia)	..GBR.....	..NIA.....	MetLife Global Holding Company II LLC (Swiss and DE)	Ownership.....	100.000	MetLife, Inc	..NO.....	
				4249469				..RUS.....	..NIA.....	MetLife Global Holding Company II LLC (Swiss and DE)	Ownership.....	100.000	MetLife, Inc	..NO.....	
							MetLife Global Holding Company II LLC (Swiss and DE)	..CHE.....	..NIA.....	MetLife Global Holding Company I GmbH (Swiss)	Ownership.....	100.000	MetLife, Inc	..NO.....	2
			13-3953333	3166372			Natiloportem Holdings, LLC	..DE.....	..NIA.....	MetLife International Holdings, LLC	Ownership.....	100.000	MetLife, Inc	..NO.....	
				3166402			Excelencia Operativa y Tecnologica, S.A. de C.V. (Mexico)	..MEX.....	..NIA.....	Natiloportem Holdings, LLC	Ownership.....	99.900	MetLife, Inc	..NO.....	
				3166402			Excelencia Operativa y Tecnologica, S.A. de C.V. (Mexico)	..MEX.....	..NIA.....	MetLife Mexico Servicios, S.A. de C.V. ....	Ownership.....	0.100	MetLife, Inc	..NO.....	
				3166318			Metropolitan Life Seguros e Previdencia Privada S.A. (Brazil)	..BRA.....	..IA.....	MetLife International Holdings, LLC	Ownership.....	66.662	MetLife, Inc	..NO.....	
				3166318			Metropolitan Life Seguros e Previdencia Privada S.A. (Brazil)	..BRA.....	..IA.....	MetLife Worldwide Holdings, LLC	Ownership.....	33.337	MetLife, Inc	..NO.....	
				3166318			Metropolitan Life Seguros e Previdencia Privada S.A. (Brazil)	..BRA.....	..IA.....	Natiloportem Holdings, LLC	Ownership.....	0.001	MetLife, Inc	..NO.....	
			83-3878744				MetLife International Limited, LLC	..DE.....	..NIA.....	MetLife International Holdings, LLC	Ownership.....	100.000	MetLife, Inc	..NO.....	
							AmMetLife Insurance Berhad	..MYS.....	..IA.....	MetLife International Holdings, LLC	Ownership.....	50.000	MetLife, Inc	..NO.....	
							MAXIS GBN S.A.S.	..FRA.....	..NIA.....	MetLife International Holdings, LLC	Ownership.....	50.000	MetLife, Inc	..NO.....	
							MAXIS Services, LLC	..DE.....	..NIA.....	MAXIS GBN S.A.S.	Ownership.....	100.000	MetLife, Inc	..NO.....	
							MAXIS Insurance Brokerage Services, Inc. ....	..DE.....	..NIA.....	MAXIS Services, LLC	Ownership.....	100.000	MetLife, Inc	..NO.....	
			AA-5480033				AmMetLife Takaful Berhad	..MYS.....	..IA.....	MetLife International Holdings, LLC	Ownership.....	50.000	MetLife, Inc	..NO.....	
							MetLife Asia Limited (Hong Kong)	..HKG.....	..NIA.....	MetLife International Holdings, LLC	Ownership.....	100.000	MetLife, Inc	..NO.....	
				4195913			MetLife Planos Odontologicos Ltda. (Brazil)	..BRA.....	..IA.....	MetLife International Holdings, LLC	Ownership.....	99.999	MetLife, Inc	..NO.....	
				4195913			MetLife Planos Odontologicos Ltda. (Brazil)	..BRA.....	..IA.....	Natiloportem Holdings, LLC	Ownership.....	0.001	MetLife, Inc	..NO.....	
				2327738			Compania Inversora MetLife S.A.	..ARG.....	..NIA.....	MetLife International Holdings, LLC	Ownership.....	95.460	MetLife, Inc	..NO.....	
				2327738			Compania Inversora MetLife S.A.	..ARG.....	..NIA.....	Natiloportem Holdings, LLC	Ownership.....	4.540	MetLife, Inc	..NO.....	
				4247296			MetLife Servicios S.A. (Argentina)	..ARG.....	..NIA.....	Compania Inversora MetLife S.A.	Ownership.....	19.120	MetLife, Inc	..NO.....	
				4247296			MetLife Servicios S.A. (Argentina)	..ARG.....	..NIA.....	Natiloportem Holdings, LLC	Ownership.....	80.880	MetLife, Inc	..NO.....	
			06-1597037	2985727			MetLife Worldwide Holdings, LLC	..DE.....	..NIA.....	MetLife International Holdings, LLC	Ownership.....	100.000	MetLife, Inc	..NO.....	
			AA-5344102	3166411			PNB MetLife India Insurance Company Limited	..IND.....	..IA.....	MetLife International Holdings, LLC	Ownership.....	48.916	MetLife, Inc	..NO.....	
							MetLife Global Operations Support Center Private Limited	..IND.....	..IA.....	MetLife Global Operations Support Center Private Limited	Ownership.....	0.000	MetLife, Inc	..NO.....	
			AA-5344102	3166411			PNB MetLife India Insurance Company Limited	..IND.....	..IA.....	MetLife Services East Private Limited	Ownership.....	0.000	MetLife, Inc	..NO.....	
				3373648			MetLife Administradora de Fondos Multipatrocinaados Ltda. (Brazil)	..BRA.....	..NIA.....	MetLife International Holdings, LLC	Ownership.....	100.000	MetLife, Inc	..NO.....	
				3373648			MetLife Administradora de Fondos Multipatrocinaados Ltda. (Brazil)	..BRA.....	..NIA.....	Natiloportem Holdings, LLC	Ownership.....	0.000	MetLife, Inc	..NO.....	
				4249311			MetLife Mas, S.A. de C.V (Mexico)	..MEX.....	..IA.....	MetLife International Holdings, LLC	Ownership.....	100.000	MetLife, Inc	..NO.....	
				4249311			MetLife Mas, S.A. de C.V (Mexico)	..MEX.....	..IA.....	International Technical and Advisory Services Limited	Ownership.....	0.000	MetLife, Inc	..NO.....	
				4189846			MetLife Global Holdings LLC	..DE.....	..NIA.....	MetLife International Holdings, LLC	Ownership.....	98.900	MetLife, Inc	..NO.....	
				4189846			MetLife Global Holdings LLC	..DE.....	..NIA.....	MetLife International Limited, LLC	Ownership.....	1.100	MetLife, Inc	..NO.....	
			13-3047691				Metropolitan Global Management, LLC	..DE.....	..NIA.....	MetLife Global Holdings LLC	Management.....	0.000	MetLife, Inc	..NO.....	
			AA-2730030	3165740			MetLife Mexico Holdings, S. de R.L. de C.V.	..MEX.....	..IA.....	Metropolitan Global Management, LLC	Ownership.....	100.000	MetLife, Inc	..NO.....	
			AA-2730030	3165740			MetLife Mexico Holdings, S. de R.L. de C.V.	..MEX.....	..IA.....	MetLife International Holdings, LLC	Ownership.....	0.000	MetLife, Inc	..NO.....	
							MetLife Mexico Holdings, S. de R.L. de C.V.	..MEX.....	..IA.....	MetLife Mexico Holdings, S. de R.L. de C.V.	Ownership.....	99.050	MetLife, Inc	..NO.....	
			AA-2730030	3165740			MetLife Mexico, S.A. de C.V.	..MEX.....	..IA.....	MetLife International Holdings, LLC	Ownership.....	0.950	MetLife, Inc	..NO.....	
			AA-2730030	3165740			MetLife Mexico, S.A. de C.V.	..MEX.....	..IA.....	MetLife International Holdings, LLC	Ownership.....	0.950	MetLife, Inc	..NO.....	

STATEMENT AS OF SEPTEMBER 30, 2025 OF THE METROPOLITAN GENERAL INSURANCE COMPANY

**SCHEDULE Y**

**PART 1A - DETAILS OF INSURANCE HOLDING COMPANY SYSTEM**

1	2	3	4	5	6	7	8	9	10	11	12	13	14	15	16
Group Code	Group Name	NAIC Company Code	ID Number	Federal RSSD	CIK	Name of Securities Exchange if Publicly Traded (U.S. or International)	Names of Parent, Subsidiaries Or Affiliates	Domi-ciliary Location	Relation-ship to Reporting Entity	Directly Controlled by (Name of Entity/Person)	Type of Control (Ownership, Board, Management, Attorney-in-Fact, Influence, Other)	If Control is Ownership Provide Percentage	Ultimate Controlling Entity(ies)/Person(s)	Is an SCA Filing Re-quired? (Yes/No)	*
				4241061			ML Capacitacion Comercial S.A. de C.V. (Mexico)	.MEX	NIA	MetLife Mexico, S.A. de C.V.	Ownership	99.000	MetLife, Inc	NO	
				4241061			ML Capacitacion Comercial S.A. de C.V. (Mexico)	.MEX	NIA	MetLife Mexico Servicios, S.A. de C.V. .... MetLife Mexico Holdings, S. de R.L. de C.V.	Ownership	1.000	MetLife, Inc	NO	
				3165795			MetLife Pensiones Mexico S.A.	.MEX	IA	MetLife Pensiones Mexico S.A.	Ownership	97.513	MetLife, Inc	NO	
				3165795			MetLife Pensiones Mexico S.A.	.MEX	IA	MetLife International Holdings, LLC .... MetLife Mexico Holdings, S. de R.L. de C.V.	Ownership	2.488	MetLife, Inc	NO	
				3267390			MetLife Mexico Servicios, S.A. de C.V.	.MEX	NIA	MetLife Mexico Servicios, S.A. de C.V.	Ownership	98.000	MetLife, Inc	NO	
				3267390			MetLife Mexico Servicios, S.A. de C.V.	.MEX	NIA	MetLife International Holdings, LLC	Ownership	2.000	MetLife, Inc	NO	
			AA-5420018	3166288			MetLife Insurance Company of Korea, Ltd	.KOR	IA	MetLife UK Management Company Limited	Ownership	100.000	MetLife, Inc	NO	
							MetLife Financial Services, Co., Ltd. (South Korea)	.KOR	NIA	MetLife Insurance Company of Korea, Ltd	Ownership	100.000	MetLife, Inc	NO	
							MetLife UK Management Company Limited	.GBR	NIA	Metropolitan Global Management, LLC	Ownership	100.000	MetLife, Inc	NO	
				4200880			MetLife Ireland Treasury d.a.c.	.IRL	NIA	MetLife Global Holdings LLC	Ownership	100.000	MetLife, Inc	NO	
			AA-1930041	1173714			MetLife Insurance Limited (Australia)	.AUS	IA	MetLife Ireland Treasury d.a.c.	Ownership	91.165	MetLife, Inc	NO	
			AA-1930041	1173714			MetLife Insurance Limited (Australia)	.AUS	IA	MetLife Global Holdings LLC	Ownership	8.835	MetLife, Inc	NO	
				4239358			MetLife Investments Pty Limited	.AUS	NIA	MetLife Insurance Limited (Australia)	Ownership	100.000	MetLife, Inc	NO	
							MetLife Services Pty Limited	.AUS	NIA	MetLife Insurance Limited (Australia)	Ownership	100.000	MetLife, Inc	NO	
							MetLife Insurance and Investment Trust (Australia)	.AUS	NIA	MetLife Investments Pty Limited	Ownership	100.000	MetLife, Inc	NO	
				4239367			MetLife General Insurance Limited (Australia)	.AUS	IA	MetLife Ireland Treasury d.a.c.	Ownership	100.000	MetLife, Inc	NO	
				1173732			MetLife EU Holding Company Limited (Ireland)	.IRL	NIA	MetLife Global Holding Company II LLC (Swiss and DE)	Ownership	100.000	MetLife, Inc	NO	
			AA-1780108				MetLife Europe d.a.c.	.IRL	IA	MetLife EU Holding Company Limited (Ireland)	Ownership	100.000	MetLife, Inc	NO	
				4258407			MetLife Solutions S.A.S. (France)	.FRA	NIA	MetLife EU Holding Company Limited (Ireland)	Ownership	100.000	MetLife, Inc	NO	
							Metropolitan Life Societate de Administrare a unui Fond de Pensii Administrat Privat S.A. (Romania)	.ROU	IA	MetLife EU Holding Company Limited (Ireland)	Ownership	99.990	MetLife, Inc	NO	
				4255246			Metropolitan Life Societate de Administrare a unui Fond de Pensii Administrat Privat S.A. (Romania)	.ROU	IA	MetLife Europe Services Limited (Ireland)	Ownership	0.010	MetLife, Inc	NO	
							MetLife Services Cyprus Ltd.	.CYP	NIA	MetLife EU Holding Company Limited (Ireland)	Ownership	100.000	MetLife, Inc	NO	
				4258331			Agenvita S.r.l. (Italy)	.ITA	IA	MetLife EU Holding Company Limited (Ireland)	Ownership	100.000	MetLife, Inc	NO	
							MetLife Services, Sociedad Limitada (Spain)	.ESP	NIA	MetLife EU Holding Company Limited (Ireland)	Ownership	100.000	MetLife, Inc	NO	
							MetLife Europe Insurance d.a.c	.IRL	IA	MetLife EU Holding Company Limited (Ireland)	Ownership	100.000	MetLife, Inc	NO	
				4189864			MetLife Europe Services Limited (Ireland)	.IRL	NIA	MetLife EU Holding Company Limited (Ireland)	Ownership	100.000	MetLife, Inc	NO	
				3077272			MetLife Chile Inversiones Limitada	.CHL	NIA	MetLife, Inc	Ownership	72.351	MetLife, Inc	NO	
				3077272			MetLife Chile Inversiones Limitada	.CHL	NIA	Inversiones MetLife Holdco Dos Limitada	Ownership	2.767	MetLife, Inc	NO	
				3077272			MetLife Chile Inversiones Limitada	.CHL	NIA	Natilportem Holdings, LLC	Ownership	0.000	MetLife, Inc	NO	
				3077272			MetLife Chile Inversiones Limitada	.CHL	NIA	American Life Insurance Company	Ownership	24.882	MetLife, Inc	NO	
			AA-2280000	3179774			MetLife Chile Seguros de Vida S.A.	.CHL	IA	MetLife Chile Inversiones Limitada	Ownership	99.997	MetLife, Inc	NO	
			AA-2280000	3179774			MetLife Chile Seguros de Vida S.A.	.CHL	IA	International Technical and Advisory Services Limited	Ownership	0.003	MetLife, Inc	NO	

STATEMENT AS OF SEPTEMBER 30, 2025 OF THE METROPOLITAN GENERAL INSURANCE COMPANY

**SCHEDULE Y**

**PART 1A - DETAILS OF INSURANCE HOLDING COMPANY SYSTEM**

1	2	3	4	5	6	7	8	9	10	11	12	13	14	15	16
Group Code	Group Name	NAIC Company Code	ID Number	Federal RSSD	CIK	Name of Securities Exchange if Publicly Traded (U.S. or International)	Names of Parent, Subsidiaries Or Affiliates	Domiciliary Location	Relationship to Reporting Entity	Directly Controlled by (Name of Entity/Person)	Type of Control (Ownership, Board, Management, Attorney-in-Fact, Influence, Other)	If Control is Ownership Provide Percentage	Ultimate Controlling Entity(ies)/Person(s)	Is an SCA Filing Required? (Yes/No)	*
							Inversiones MetLife Holdco Tres Limitada	..CHL	..NIA	MetLife Chile Inversiones Limitada	Ownership	..97.130	MetLife, Inc	..NO	
						Santiago Stock Exchange (SSE)	Inversiones MetLife Holdco Tres Limitada	..CHL	..NIA	Inversiones MetLife Holdco Dos Limitada	Ownership	..2.870	MetLife, Inc	..NO	
						Santiago Stock Exchange (SSE)	AFP Provida S.A. (Chile)	..CHL	..NIA	MetLife Chile Inversiones Limitada	Ownership	..10.922	MetLife, Inc	..NO	
						Santiago Stock Exchange (SSE)	AFP Provida S.A. (Chile)	..CHL	..NIA	Inversiones MetLife Holdco Tres Limitada	Ownership	..42.382	MetLife, Inc	..NO	
							AFP Provida S.A. (Chile)	..CHL	..NIA	Inversiones MetLife Holdco Dos Limitada	Ownership	..42.382	MetLife, Inc	..NO	
				4255282			MetLife Chile Administradora de Mutuos Hipotecarios S.A.	..CHL	..NIA	MetLife Chile Seguros de Vida S.A.	Ownership	..99.900	MetLife, Inc	..NO	
				4255282			MetLife Chile Administradora de Mutuos Hipotecarios S.A.	..CHL	..NIA	MetLife Chile Inversiones Limitada	Ownership	..0.100	MetLife, Inc	..NO	
							Provida Internacional S.A.	..CHL	..NIA	AFP Provida S.A. (Chile)	Ownership	..99.990	MetLife, Inc	..NO	
							Provida Internacional S.A.	..CHL	..NIA	MetLife Chile Inversiones Limitada	Ownership	..0.010	MetLife, Inc	..NO	
							AFP Genesis Administradora de Fondos y Fidecomisos S.A. (Ecuador)	..ECU	..NIA	Provida Internacional S.A.	Ownership	..99.900	MetLife, Inc	..NO	
							AFP Genesis Administradora de Fondos y Fidecomisos S.A. (Ecuador)	..ECU	..NIA	MetLife Chile Inversiones Limitada	Ownership	..0.100	MetLife, Inc	..NO	
							MetLife Chile Seguros Generales S.A. (Chile)	..CHL	..IA	MetLife Chile Inversiones Limitada	Ownership	..99.990	MetLife, Inc	..NO	
							MetLife Chile Seguros Generales S.A. (Chile)	..CHL	..IA	Inversiones MetLife Holdco Dos Limitada	Ownership	..0.010	MetLife, Inc	..NO	
			82-2405817				MetLife Investment Management Holdings, LLC	..DE	..NIA	MetLife, Inc	Ownership	..100.000	MetLife, Inc	..NO	
			82-3238385				MetLife Real Estate Lending LLC	..DE	..NIA	MetLife Investment Management Holdings, LLC	Ownership	..100.000	MetLife, Inc	..NO	
			82-2405817				ML Venture 1 Servicer, LLC	..DE	..NIA	MetLife Investment Management Holdings, LLC	Ownership	..100.000	MetLife, Inc	..NO	
							ML Venture 1 Manager, S. de R.L. de C.V. (Mexico)	..MEX	..NIA	MetLife Investment Management Holdings (Ireland) Limited (Ireland)	Ownership	..99.900	MetLife, Inc	..NO	
							ML Venture 1 Manager, S. de R.L. de C.V. (Mexico)	..MEX	..NIA	MetLife Investment Management Holdings, LLC	Ownership	..0.100	MetLife, Inc	..NO	
							MetLife Investment Management, LLC	..DE	..NIA	MetLife Investment Management Holdings, LLC	Ownership	..100.000	MetLife, Inc	..NO	
			82-2405817				MAV G1 Trust Holdings LLC	..DE	..NIA	MetLife Investment Management Holdings, LLC	Ownership	..100.000	MetLife, Inc	..NO	
			82-2405817				MAV H1 Trust Holdings LLC	..DE	..NIA	MAV H1 Trust Holdings LLC	Ownership	..100.000	MetLife, Inc	..NO	
			82-2405817				MAV H1	..DE	..NIA	MAV H1 Trust Holdings LLC	Ownership	..100.000	MetLife, Inc	..NO	
			82-2405817				MAV G1	..DE	..NIA	MetLife Investment Management Holdings, LLC	Ownership	..100.000	MetLife, Inc	..NO	
			38-3853223				MIM I LLC	..PA	..NIA	MetLife Investment Management, LLC	Ownership	..100.000	MetLife, Inc	..NO	
							MIM Penrose Southstone Manager, LLC	..DE	..NIA	MetLife Investment Management, LLC	Ownership	..100.000	MetLife, Inc	..NO	
							MLIA SBAF Manager, LLC (DE)	..DE	..NIA	MetLife Investment Management, LLC	Ownership	..100.000	MetLife, Inc	..NO	
			82-2405817				MLIA SBAF Colony Manager, LLC (DE)	..DE	..NIA	MetLife Investment Management, LLC	Ownership	..100.000	MetLife, Inc	..NO	
							MLIA Manager I, LLC (DE)	..DE	..NIA	MetLife Investment Management, LLC	Ownership	..100.000	MetLife, Inc	..NO	
							MIM Campus at SGV Manager, LLC	..DE	..NIA	MetLife Investment Management, LLC	Ownership	..100.000	MetLife, Inc	..NO	
							MIM Cja1 General Partner 2.0, LLC	..DE	..NIA	MetLife Investment Management, LLC	Ownership	..100.000	MetLife, Inc	..NO	
							1350 Eye Street Manager LLC	..DE	..NIA	MetLife Investment Management, LLC	Ownership	..100.000	MetLife, Inc	..NO	
							ML Bellevue Manager, LLC	..DE	..NIA	MetLife Investment Management, LLC	Ownership	..100.000	MetLife, Inc	..NO	
			13-4075851				ML-URS Port Chester SC Manager, LLC	..DE	..NIA	MetLife Investment Management, LLC	Ownership	..100.000	MetLife, Inc	..NO	
							Hampden Square Manager LLC	..DE	..NIA	MetLife Investment Management, LLC	Ownership	..100.000	MetLife, Inc	..NO	

STATEMENT AS OF SEPTEMBER 30, 2025 OF THE METROPOLITAN GENERAL INSURANCE COMPANY

**SCHEDULE Y**

**PART 1A - DETAILS OF INSURANCE HOLDING COMPANY SYSTEM**

1	2	3	4	5	6	7	8	9	10	11	12	13	14	15	16
Group Code	Group Name	NAIC Company Code	ID Number	Federal RSSD	CIK	Name of Securities Exchange if Publicly Traded (U.S. or International)	Names of Parent, Subsidiaries Or Affiliates	Domiciliary Location	Relationship to Reporting Entity	Directly Controlled by (Name of Entity/Person)	Type of Control (Ownership, Board, Management, Attorney-in-Fact, Influence, Other)	If Control is Ownership Provide Percentage	Ultimate Controlling Entity(ies)/Person(s)	Is an SCA Filing Required? (Yes/No)	*
			82-2405817				ML Terminal 106 Manager, LLC	DE	NIA	MetLife Investment Management, LLC	Ownership	100.000	MetLife, Inc	NO	
							MIM Steel House Manager, LLC	DE	NIA	MetLife Investment Management, LLC	Ownership	100.000	MetLife, Inc	NO	
							MetLife Core Property Fund GP, LLC	DE	NIA	MetLife Investment Management, LLC	Ownership	100.000	MetLife, Inc	NO	
							MetLife Strategic Hotel Debt Fund GP, LLC	DE	NIA	MetLife Investment Management, LLC	Ownership	100.000	MetLife, Inc	NO	
							MIM Founders Manager, LLC	DE	NIA	MetLife Investment Management, LLC	Ownership	100.000	MetLife, Inc	NO	
							MetLife Strategic Hotel Debt Fund LP	DE	NIA	MetLife Strategic Hotel Debt Fund GP, LLC	Management	0.000	MetLife, Inc	NO	
							MetLife Strategic Hotel Originator, LLC	DE	NIA	MetLife Strategic Hotel Debt Fund LP	Ownership	100.000	MetLife, Inc	NO	
			87-1480804				MSHDF Holdco I, LLC	DE	NIA	MetLife Strategic Hotel Originator, LLC	Ownership	100.000	MetLife, Inc	NO	
							MSHDF Holdco II, LLC	DE	NIA	MetLife Strategic Hotel Originator, LLC	Ownership	100.000	MetLife, Inc	NO	
							MSHDF Holdco III, LLC	DE	NIA	MetLife Strategic Hotel Originator, LLC	Ownership	100.000	MetLife, Inc	NO	
			87-4795859				MetLife Investment Private Equity Partners Ultimate GP, L.L.C.	DE	NIA	MetLife Investment Management, LLC	Ownership	100.000	MetLife, Inc	NO	
							MetLife Investment Private Equity Partners GP, L.P.	DE	NIA	MetLife Investment Private Equity Partners Ultimate GP, L.L.C.	Management	0.000	MetLife, Inc	NO	
							MetLife Investment Private Equity Partners, L.P.	DE	NIA	MetLife Investment Private Equity Partners GP, L.P.	Management	0.000	MetLife, Inc	NO	
							MetLife Investment Private Equity Partners (Feeder), L.P.	CYM	NIA	MetLife Investment Private Equity Partners GP, L.P.	Management	0.000	MetLife, Inc	NO	
			86-3778918				MIM CM Syndicator LLC	DE	NIA	MetLife Investment Management, LLC	Ownership	100.000	MetLife, Inc	YES	
							MetLife Loan Asset Management, LLC	DE	NIA	MetLife Investment Management, LLC	Ownership	100.000	MetLife, Inc	NO	
			82-2405817				MLIA Park Tower Manager, LLC	DE	NIA	MetLife Investment Management, LLC	Ownership	100.000	MetLife, Inc	NO	
			46-4140926				MIM Property Management, LLC	DE	NIA	MetLife Investment Management, LLC	Ownership	100.000	MetLife, Inc	NO	
							MIM MetWest International Manager, LLC	DE	NIA	MetLife Investment Management, LLC	Ownership	100.000	MetLife, Inc	NO	
							MIM ML-AI Venture 5 Manager, LLC	DE	NIA	MetLife Investment Management, LLC	Ownership	100.000	MetLife, Inc	NO	
							MIM Cial General Partner, LLC	DE	NIA	MetLife Investment Management, LLC	Ownership	100.000	MetLife, Inc	NO	
							MetLife 425 MKT Manager, LLC	DE	NIA	MetLife Investment Management, LLC	Ownership	100.000	MetLife, Inc	NO	
							MIM Rincon Manager, LLC	DE	NIA	MetLife Investment Management, LLC	Ownership	100.000	MetLife, Inc	NO	
							MIM Property Management of Georgia 1, LLC	DE	NIA	MIM Property Management, LLC	Ownership	100.000	MetLife, Inc	NO	
							MetLife Enhanced Core Property Fund GP, LLC	DE	NIA	MetLife Investment Management, LLC	Ownership	100.000	MetLife, Inc	NO	
			86-3763031				MetLife Enhanced Core Property Fund, LP	DE	NIA	MetLife Enhanced Core Property Fund GP, LLC	Management	0.000	MetLife, Inc	NO	
			86-377579				MetLife Enhanced Core Property REIT, LLC	DE	NIA	MetLife Enhanced Core Property Fund, LP	Ownership	99.900	MetLife, Inc	NO	
							MetLife Enhanced Core Property Holdings, LLC	DE	NIA	MetLife Enhanced Core Property REIT, LLC	Ownership	100.000	MetLife, Inc	NO	
							MEC Burlington Woods Biocenter, LLC	DE	NIA	MetLife Enhanced Core Property Holdings, LLC	Ownership	100.000	MetLife, Inc	NO	
							MEC Fillmore Cherry Creek, LLC	DE	NIA	MetLife Enhanced Core Property Holdings, LLC	Ownership	100.000	MetLife, Inc	NO	
							MEC Patriot Park 5, LLC	DE	NIA	MetLife Enhanced Core Property Holdings, LLC	Ownership	100.000	MetLife, Inc	NO	
							MEC Property Management, LLC	DE	NIA	MetLife Enhanced Core Property Holdings, LLC	Ownership	100.000	MetLife, Inc	NO	
							MEC 7001 Arlington, LLC	DE	NIA	MetLife Enhanced Core Property Holdings, LLC	Ownership	100.000	MetLife, Inc	NO	
							MEC Salt Lake City Hotel Owner, LLC	DE	NIA	MetLife Enhanced Core Property Holdings, LLC	Ownership	100.000	MetLife, Inc	NO	
							MEC 83 Happy Valley Member, LLC	DE	NIA	MetLife Enhanced Core Property Holdings, LLC	Ownership	100.000	MetLife, Inc	NO	
							MEC Chapel Hills East Member, LLC	DE	NIA	MetLife Enhanced Core Property Holdings, LLC	Ownership	100.000	MetLife, Inc	NO	

STATEMENT AS OF SEPTEMBER 30, 2025 OF THE METROPOLITAN GENERAL INSURANCE COMPANY

**SCHEDULE Y**

**PART 1A - DETAILS OF INSURANCE HOLDING COMPANY SYSTEM**

1	2	3	4	5	6	7	8	9	10	11	12	13	14	15	16
Group Code	Group Name	NAIC Company Code	ID Number	Federal RSSD	CIK	Name of Securities Exchange if Publicly Traded (U.S. or International)	Names of Parent, Subsidiaries Or Affiliates	Domiciliary Location	Relationship to Reporting Entity	Directly Controlled by (Name of Entity/Person)	Type of Control (Ownership, Board, Management, Attorney-in-Fact, Influence, Other)	If Control is Ownership Provide Percentage	Ultimate Controlling Entity(ies)/Person(s)	Is an SCA Filing Required? (Yes/No)	*
							MEC Rivard Road Member, LLC	DE	NIA	MetLife Enhanced Core Property Holdings, LLC	Ownership	100.000	MetLife, Inc	NO	
							MEC Heritage Creekside Owner, LLC	DE	NIA	MetLife Enhanced Core Property Holdings, LLC	Ownership	100.000	MetLife, Inc	NO	
							MEC Whiteland Logistics, LLC	DE	NIA	MetLife Enhanced Core Property Holdings, LLC	Ownership	100.000	MetLife, Inc	NO	
							MEC ESG TRS, LLC	DE	NIA	MetLife Enhanced Core TRS, LLC	Ownership	100.000	MetLife, Inc	NO	
							MEC Slover Avenue Member, LLC	DE	NIA	MetLife Enhanced Core Property Holdings, LLC	Ownership	100.000	MetLife, Inc	NO	
							MetLife Enhanced Core TRS, LLC	DE	NIA	MetLife Enhanced Core Property Holdings, LLC	Ownership	100.000	MetLife, Inc	NO	
							MEC The Overlook LLC	DE	NIA	MetLife Enhanced Core Property Holdings, LLC	Ownership	100.000	MetLife, Inc	NO	
							MEC Salt Lake City TRS Lessee, LLC	DE	NIA	MetLife Enhanced Core TRS, LLC	Ownership	100.000	MetLife, Inc	NO	
							Commonwealth ML Manager LLC	DE	NIA	MetLife Investment Management, LLC	Ownership	100.000	MetLife, Inc	NO	
							MIM SK Manager LLC	DE	NIA	MetLife Investment Management, LLC	Ownership	100.000	MetLife, Inc	NO	
							MetLife Japan US Equity Fund LP	DE	NIA	MetLife Japan US Equity Fund GP LLC	Management	0.000	MetLife, Inc	NO	
			84-5131590				MREF 425 MKT, LLC	DE	NIA	MetLife Japan US Equity Fund LP	Ownership	100.000	MetLife, Inc	NO	
			81-3382498				MetLife ConSquare Member, LLC	DE	NIA	MetLife Japan US Equity Fund LP	Ownership	100.000	MetLife, Inc	NO	
							MetLife Japan Water Tower GP LLC	DE	NIA	MetLife Investment Management, LLC	Ownership	100.000	MetLife, Inc	NO	
							MetLife Japan Water Tower Fund LP	DE	NIA	MetLife Japan Water Tower GP LLC	Management	0.000	MetLife, Inc	NO	
							Water Tower Manager LLC	DE	NIA	MetLife Investment Management, LLC	Ownership	100.000	MetLife, Inc	NO	
							MetLife Japan GV GP LLC	DE	NIA	MetLife Investment Management, LLC	Ownership	100.000	MetLife, Inc	NO	
			88-4155515				MetLife Japan GHV (Hotel) Fund LP	DE	NIA	MetLife Japan GV GP LLC	Management	0.000	MetLife, Inc	NO	
			92-0621385				MetLife Japan GMV (Mall) Fund LP	DE	NIA	MetLife Japan GV GP LLC	Management	0.000	MetLife, Inc	NO	
							GV Venture Manager LLC	DE	NIA	MetLife Investment Management, LLC	Ownership	100.000	MetLife, Inc	NO	
							MIM Manager, LLC	DE	NIA	MetLife Investment Management, LLC	Ownership	100.000	MetLife, Inc	NO	
							MIM Rausch Creek Logistics Center Manager I, LLC	DE	NIA	MetLife Investment Management, LLC	Ownership	100.000	MetLife, Inc	NO	
							MIM Rausch Creek Logistics Center Manager II, LLC	DE	NIA	MetLife Investment Management, LLC	Ownership	100.000	MetLife, Inc	NO	
							MIM Cooperative Manager, LLC	DE	NIA	MetLife Investment Management, LLC	Ownership	100.000	MetLife, Inc	NO	
			26-0333595				MIM EMD GP, LLC	DE	NIA	MetLife Investment Management, LLC	Ownership	100.000	MetLife, Inc	NO	
							MIM FRF I GP, LLC	DE	NIA	MetLife Investment Management, LLC	Ownership	100.000	MetLife, Inc	NO	
			84-4651080				MetLife Floating Rate Fund I, LP	DE	NIA	MIM FRF I GP, LLC	Management	0.000	MetLife, Inc	NO	
							MetLife Emerging Market Debt Blend Fund (Insurance Rated), L.P.	DE	NIA	MIM EMD GP, LLC	Management	0.000	MetLife, Inc	NO	
							MetLife Emerging Market Debt, LP	DE	NIA	MIM EMD GP, LLC	Management	0.000	MetLife, Inc	NO	
			82-2405817				MIM OMD Manager, LLC	DE	NIA	MetLife Investment Management, LLC	Ownership	100.000	MetLife, Inc	NO	
							MIM Alder Avenue Industrial Manager, LLC	DE	NIA	MetLife Investment Management, LLC	Ownership	100.000	MetLife, Inc	NO	
							MIM Valley Boulevard Industrial Manager, LLC	DE	NIA	MetLife Investment Management, LLC	Ownership	100.000	MetLife, Inc	NO	
							MIM Intersect Manager, LLC	DE	NIA	MetLife Investment Management, LLC	Ownership	100.000	MetLife, Inc	NO	
			87-1183667				MIM LS GP, LLC	DE	NIA	MetLife Investment Management, LLC	Ownership	100.000	MetLife, Inc	NO	
			87-1140307				MetLife Long Short Credit Master Fund, LP	DE	NIA	MIM LS GP, LLC	Management	0.000	MetLife, Inc	NO	
							MetLife Japan US Equity Fund GP LLC	DE	NIA	MetLife Investment Management, LLC	Ownership	100.000	MetLife, Inc	NO	
							MetLife Japan US Equity Owners (Blocker) LLC	DE	NIA	MetLife Investment Management, LLC	Ownership	100.000	MetLife, Inc	NO	
							MAG Manager LLC	DE	NIA	MetLife Investment Management, LLC	Ownership	100.000	MetLife, Inc	NO	
							CW Property Manager LLC	DE	NIA	MetLife Investment Management, LLC	Ownership	100.000	MetLife, Inc	NO	
							1960 Grand Manager LLC	DE	NIA	MetLife Investment Management, LLC	Ownership	100.000	MetLife, Inc	NO	

12.10



STATEMENT AS OF SEPTEMBER 30, 2025 OF THE METROPOLITAN GENERAL INSURANCE COMPANY

**SCHEDULE Y**

**PART 1A - DETAILS OF INSURANCE HOLDING COMPANY SYSTEM**

1	2	3	4	5	6	7	8	9	10	11	12	13	14	15	16
Group Code	Group Name	NAIC Company Code	ID Number	Federal RSSD	CIK	Name of Securities Exchange if Publicly Traded (U.S. or International)	Names of Parent, Subsidiaries Or Affiliates	Domiciliary Location	Relationship to Reporting Entity	Directly Controlled by (Name of Entity/Person)	Type of Control (Ownership, Board, Management, Attorney-in-Fact, Influence, Other)	If Control is Ownership Provide Percentage	Ultimate Controlling Entity(ies)/Person(s)	Is an SCA Filing Required? (Yes/No)	*
							1960 Grand GP LLC	DE	NIA	MetLife Investment Management, LLC	Ownership	100.000	MetLife, Inc	NO	
							MIM Shea Residences Manager, LLC	DE	NIA	MetLife Investment Management, LLC	Ownership	100.000	MetLife, Inc	NO	
							1960 Grand Fund LP	DE	NIA	1960 Grand GP LLC	Ownership	100.000	MetLife, Inc	NO	
							1960 Grand Venture LLC	DE	NIA	1960 Grand Fund LP	Ownership	100.000	MetLife, Inc	NO	
							1960 Grand Owner LLC	DE	NIA	1960 Grand Venture LLC	Ownership	100.000	MetLife, Inc	NO	
							240 West 35th GP LLC	DE	NIA	MetLife Investment Management, LLC	Ownership	100.000	MetLife, Inc	NO	
							240 West 35th Fund LP	DE	NIA	240 West 35th GP LLC	Management	0.000	MetLife, Inc	NO	
							240 West 35th Manager LLC	DE	NIA	MetLife Investment Management, LLC	Ownership	100.000	MetLife, Inc	NO	
							MetLife Single Family Rental Fund GP, LLC	DE	NIA	MetLife Investment Management, LLC	Ownership	100.000	MetLife, Inc	NO	
							MetLife Single Family Rental Fund, LP	DE	NIA	MetLife Single Family Rental Fund GP, LLC	Management	0.000	MetLife, Inc	NO	
							MetLife Single Family Rental Feeder A, LP	DE	NIA	MetLife Single Family Rental Fund GP, LLC	Ownership	100.000	MetLife, Inc	NO	
							MetLife Single Family Rental Feeder J, LLC	DE	NIA	MetLife Single Family Rental Fund GP, LLC	Ownership	100.000	MetLife, Inc	NO	
							MetLife Single Family Rental Holdings A, LP	DE	NIA	MetLife Single Family Rental Fund GP, LLC	Management	0.000	MetLife, Inc	NO	
			98-1845139				MetLife International PE Fund IX, LP	CYM	NIA	MetLife Alternatives GP, LLC	Management	0.000	MetLife, Inc	NO	
							MIM MPMF Manager LLC	DE	NIA	MetLife Investment Management, LLC	Ownership	100.000	MetLife, Inc	NO	
							MetLife Investment Private Equity Partners II Ultimate GP, LLC	DE	NIA	MetLife Investment Management, LLC	Ownership	100.000	MetLife, Inc	NO	
			82-2405817				MetLife Investment Private Equity Partners II GP, LP	DE	NIA	MetLife Investment Private Equity Partners II Ultimate GP, LLC	Management	0.000	MetLife, Inc	NO	
			99-1742313				MetLife Investment Private Equity Partners II, LP	DE	NIA	MetLife Investment Private Equity Partners II GP, LP	Management	0.000	MetLife, Inc	NO	
			99-1686717				MetLife Investment Private Equity Partners II Acquisition Co, LP	DE	NIA	MetLife Investment Private Equity Partners II, LP	Ownership	100.000	MetLife, Inc	NO	
			99-1686717				MetLife Investment Private Equity Partners II (Feeder), LP	CYM	NIA	MetLife Investment Private Equity Partners II GP, LP	Management	0.000	MetLife, Inc	NO	
			87-4784236				MSFR Desert Vistas Member, LLC	DE	NIA	MetLife Single Family Rental Fund, LP	Management	0.000	MetLife, Inc	NO	
			87-4784236				MSFR Sawdust Member, LLC	DE	NIA	MetLife Single Family Rental Fund, LP	Ownership	100.000	MetLife, Inc	NO	
			87-4784236				MSFR Acquisition, LLC	DE	NIA	MetLife Single Family Rental Fund, LP	Ownership	100.000	MetLife, Inc	NO	
			87-4784236				MSFR Meridian McCordsville Member, LLC	DE	NIA	MetLife Single Family Rental Fund, LP	Ownership	100.000	MetLife, Inc	NO	
			87-4784236				MSFR Jimmy Deloach Member, LLC	DE	NIA	MetLife Single Family Rental Fund, LP	Ownership	100.000	MetLife, Inc	NO	
			87-4784236				MSFR Jimmy Deloach Preferred Member, LLC	DE	NIA	MetLife Single Family Rental Fund, LP	Ownership	100.000	MetLife, Inc	NO	
			87-4784236				MSFR Smith Cline Farm Member, LLC	DE	NIA	MetLife Single Family Rental Fund, LP	Management	0.000	MetLife, Inc	NO	
			87-4784236				MSFR Custer 121 Member, LLC	DE	NIA	MetLife Single Family Rental Fund, LP	Management	0.000	MetLife, Inc	NO	
			87-4784236				MSFR Horizon Uptown Member, LLC	DE	NIA	MetLife Single Family Rental Fund, LP	Management	0.000	MetLife, Inc	NO	
			87-4784236				MSFR Midway Row House Owner, LLC	DE	NIA	MetLife Single Family Rental Fund, LP	Management	0.000	MetLife, Inc	NO	
			87-4784236				MSFR Sandy Springs Member, LLC	DE	NIA	MetLife Single Family Rental Fund, LP	Management	0.000	MetLife, Inc	NO	
			80-0946518				MetLife Core Property Fund, LP	DE	NIA	MetLife Core Property Fund GP, LLC	Management	0.000	MetLife, Inc	NO	
			80-0947139				MCPF Feeder A, LP	CYM	NIA	MetLife Core Property Fund GP, LLC	Management	0.000	MetLife, Inc	NO	
			80-0947139				MetLife Core Property REIT, LLC	DE	NIA	MetLife Core Property Fund, LP	Ownership	100.000	MetLife, Inc	NO	
			46-3934926				MetLife Core Property Holdings, LLC	DE	NIA	MetLife Core Property REIT, LLC	Ownership	100.000	MetLife, Inc	NO	
			80-0947139				MCP Property Management LLC	DE	NIA	MetLife Core Property Holdings, LLC	Ownership	100.000	MetLife, Inc	NO	
							MetLife Core Property TRS, LLC	DE	NIA	MetLife Core Property Holdings, LLC	Ownership	100.000	MetLife, Inc	NO	
							93 Red River, LP	DE	NIA	MetLife Core Property Holdings, LLC	Ownership	100.000	MetLife, Inc	NO	
							MCP Common Desk TRS, LLC	DE	NIA	MetLife Core Property TRS, LLC	Ownership	100.000	MetLife, Inc	NO	
							MCP ESG TRS, LLC	DE	NIA	MetLife Core Property TRS, LLC	Ownership	100.000	MetLife, Inc	NO	
							MCP Rausch Creek Logistics Center Member I, LLC	DE	NIA	MetLife Core Property Holdings, LLC	Ownership	100.000	MetLife, Inc	NO	
							MCP Rausch Creek Logistics Center Member II, LLC	DE	NIA	MetLife Core Property Holdings, LLC	Ownership	100.000	MetLife, Inc	NO	
							Center Avenue Industrial Venture, LLC	DE	NIA	MCP Center Avenue Industrial Member, LLC	Management	0.000	MetLife, Inc	NO	

STATEMENT AS OF SEPTEMBER 30, 2025 OF THE METROPOLITAN GENERAL INSURANCE COMPANY

**SCHEDULE Y**

**PART 1A - DETAILS OF INSURANCE HOLDING COMPANY SYSTEM**

1	2	3	4	5	6	7	8	9	10	11	12	13	14	15	16
Group Code	Group Name	NAIC Company Code	ID Number	Federal RSSD	CIK	Name of Securities Exchange if Publicly Traded (U.S. or International)	Names of Parent, Subsidiaries Or Affiliates	Domiciliary Location	Relationship to Reporting Entity	Directly Controlled by (Name of Entity/Person)	Type of Control (Ownership, Board, Management, Attorney-in-Fact, Influence, Other)	If Control is Ownership Provide Percentage	Ultimate Controlling Entity(ies)/Person(s)	Is an SCA Filing Required? (Yes/No)	*
			47-1946750				Center Avenue Industrial, LLC	DE	NIA	Center Avenue Industrial Venture, LLC	Management	0.000	MetLife, Inc	NO	
							60 11th Street, LLC	DE	NIA	MetLife Core Property Holdings, LLC	Ownership	100.000	MetLife, Inc	NO	
							MCP Hub 1 Property, LLC	DE	NIA	MCP Hub 1, LLC	Ownership	100.000	MetLife, Inc	NO	
							Des Moines Creek Business Park Phase II, LLC	DE	NIA						
			80-0947139				MCP One Westside, LLC	DE	NIA	MetLife Core Property Holdings, LLC	Ownership	100.000	MetLife, Inc	NO	
							MCP 100 Congress Member, LLC	DE	NIA	MetLife Core Property Holdings, LLC	Ownership	100.000	MetLife, Inc	NO	
							MCP 1500 Michael, LLC	DE	NIA	MetLife Core Property Holdings, LLC	Ownership	100.000	MetLife, Inc	NO	
			46-4012463				MCP 1900 McKinney, LLC	DE	NIA	MetLife Core Property Holdings, LLC	Ownership	100.000	MetLife, Inc	NO	
							MCP 2 Ames One, LLC	DE	NIA	MCP 2 Ames, LLC	Management	0.000	MetLife, Inc	NO	
							MCP 2 Ames Owner, LLC	DE	NIA	MCP 2 Ames, LLC	Management	0.000	MetLife, Inc	NO	
			47-5525469				MCP 2 Ames Two, LLC	DE	NIA	MCP 2 Ames, LLC	Ownership	100.000	MetLife, Inc	NO	
			82-2695637				MCP 2 Ames, LLC	DE	NIA	MetLife Core Property Holdings, LLC	Ownership	100.000	MetLife, Inc	NO	
							MCP 38th West Highland, LLC	DE	NIA	MetLife Core Property Holdings, LLC	Ownership	100.000	MetLife, Inc	NO	
							MCP 122 E. Sego Lilly, LLC	DE	NIA	MetLife Core Property Holdings, LLC	Ownership	100.000	MetLife, Inc	NO	
							MCP 50-60 Binney, LLC	DE	NIA	MetLife Core Property Holdings, LLC	Ownership	100.000	MetLife, Inc	NO	
							MCP 220 York, LLC	DE	NIA	MetLife Core Property Holdings, LLC	Ownership	100.000	MetLife, Inc	NO	
							MCP 22745 & 22755 Relocation Drive, LLC	DE	NIA	MetLife Core Property Holdings, LLC	Ownership	100.000	MetLife, Inc	NO	
							MCP 249 Industrial Business Park, LLC	DE	NIA	MetLife Core Property Holdings, LLC	Ownership	100.000	MetLife, Inc	NO	
			47-1279384				MCP 3040 Post Oak, LLC	DE	NIA	MetLife Core Property Holdings, LLC	Ownership	100.000	MetLife, Inc	NO	
			83-2471234				MCP 350 Rohlwing, LLC	DE	NIA	MetLife Core Property Holdings, LLC	Ownership	100.000	MetLife, Inc	NO	
			46-4043244				MCP 550 West Washington, LLC	DE	NIA	MetLife Core Property Holdings, LLC	Ownership	100.000	MetLife, Inc	NO	
			46-4009393				MCP 7 Riverway, LLC	DE	NIA	MetLife Core Property Holdings, LLC	Ownership	100.000	MetLife, Inc	NO	
			47-3463114				MCP 9020 Murphy Road, LLC	DE	NIA	MetLife Core Property Holdings, LLC	Ownership	100.000	MetLife, Inc	NO	
							MCP 93 Red River Member, LLC	DE	NIA	MetLife Core Property Holdings, LLC	Ownership	100.000	MetLife, Inc	NO	
							MCP Alder Avenue Industrial Member, LLC	DE	NIA	MetLife Core Property Holdings, LLC	Ownership	100.000	MetLife, Inc	NO	
							MCP Allen Creek Member, LLC	DE	NIA	MetLife Core Property Holdings, LLC	Ownership	100.000	MetLife, Inc	NO	
			81-0993429				MCP Alley 24 East, LLC	DE	NIA	MetLife Core Property Holdings, LLC	Ownership	100.000	MetLife, Inc	NO	
			46-3935124				MCP Ashton South End, LLC	DE	NIA	MetLife Core Property Holdings, LLC	Ownership	100.000	MetLife, Inc	NO	
			80-0947139				MCP Block 23 Residential Owner, LLC	DE	NIA	MetLife Core Property Holdings, LLC	Ownership	100.000	MetLife, Inc	NO	
							MCP Bradford, LLC	DE	NIA	MetLife Core Property Holdings, LLC	Ownership	100.000	MetLife, Inc	NO	
							MCP Broadstone, LLC	DE	NIA	MetLife Core Property Holdings, LLC	Ownership	100.000	MetLife, Inc	NO	
							MCP Buford Logistics Center Bldg B, LLC	DE	NIA	MetLife Core Property Holdings, LLC	Ownership	100.000	MetLife, Inc	NO	
							MCP Burnside Member, LLC	DE	NIA	MetLife Core Property Holdings, LLC	Ownership	100.000	MetLife, Inc	NO	
							MCP Center Avenue Industrial Member, LLC	DE	NIA	MetLife Core Property Holdings, LLC	Ownership	100.000	MetLife, Inc	NO	
							MCP Clawiter Innovation Member, LLC	DE	NIA	MetLife Core Property Holdings, LLC	Ownership	100.000	MetLife, Inc	NO	
							MCP Denver Pavilions Member, LLC	DE	NIA	MetLife Core Property Holdings, LLC	Ownership	100.000	MetLife, Inc	NO	
			80-0947139				MCP Dillon, LLC	DE	NIA	MetLife Core Property Holdings, LLC	Ownership	100.000	MetLife, Inc	NO	
			80-0947139				MCP Dillon Residential, LLC, LLC	DE	NIA	MetLife Core Property Holdings, LLC	Ownership	100.000	MetLife, Inc	NO	
			46-4024112				MCP Env Chicago, LLC	DE	NIA	MetLife Core Property Holdings, LLC	Ownership	100.000	MetLife, Inc	NO	
							MCP Fife Enterprise Center, LLC	DE	NIA	MetLife Core Property Holdings, LLC	Ownership	100.000	MetLife, Inc	NO	
							MCP Financing, LLC	DE	NIA	MetLife Core Property Holdings, LLC	Ownership	100.000	MetLife, Inc	NO	
							MCP Frisco Office, LLC	DE	NIA	MetLife Core Property Holdings, LLC	Ownership	100.000	MetLife, Inc	NO	
							MCP Frisco Office Two, LLC	DE	NIA	MetLife Core Property Holdings, LLC	Ownership	100.000	MetLife, Inc	NO	
							MCP Gateway Commerce Center 5, LLC	DE	NIA	MetLife Core Property Holdings, LLC	Ownership	100.000	MetLife, Inc	NO	
							MCP Grapevine, LLC	DE	NIA	MetLife Core Property Holdings, LLC	Ownership	100.000	MetLife, Inc	NO	
							MCP HH Hotel LB, LLC	DE	NIA	MetLife Core Property Holdings, LLC	Ownership	100.000	MetLife, Inc	NO	
							MCP HH Hotel LB Trust	MD	NIA	MetLife Core Property Holdings, LLC	Ownership	100.000	MetLife, Inc	NO	
							MCP HH Hotel TRS, LB, LLC	DE	NIA	MCP HH Hotel LB Trust	Management	0.000	MetLife, Inc	NO	

STATEMENT AS OF SEPTEMBER 30, 2025 OF THE METROPOLITAN GENERAL INSURANCE COMPANY

**SCHEDULE Y**

**PART 1A - DETAILS OF INSURANCE HOLDING COMPANY SYSTEM**

1	2	3	4	5	6	7	8	9	10	11	12	13	14	15	16
Group Code	Group Name	NAIC Company Code	ID Number	Federal RSSD	CIK	Name of Securities Exchange if Publicly Traded (U.S. or International)	Names of Parent, Subsidiaries Or Affiliates	Domiciliary Location	Relationship to Reporting Entity	Directly Controlled by (Name of Entity/Person)	Type of Control (Ownership, Board, Management, Attorney-in-Fact, Influence, Other)	If Control is Ownership Provide Percentage	Ultimate Controlling Entity(ies)/Person(s)	Is an SCA Filing Required? (Yes/No)	*
							MCP Hub 1, LLC	DE	NIA	MetLife Core Property Holdings, LLC	Ownership	100.000	MetLife, Inc	NO	
							HM Sleepy Hollow LLC (100%)	DE	NIA	MetLife Core Property Fund, LP	Ownership	100.000	MetLife, Inc	NO	
							Sleepy Hollow Residences LLC (100%)	DE	NIA	MetLife Core Property Fund, LP	Ownership	100.000	MetLife, Inc	NO	
							MCP Key West, LLC	DE	NIA	MetLife Core Property Holdings, LLC	Ownership	100.000	MetLife, Inc	NO	
							MCP Longhaven Estates Member, LLC	DE	NIA	MetLife Core Property Holdings, LLC	Ownership	100.000	MetLife, Inc	NO	
			83-1015971				MCP MA Property REIT, LLC	DE	NIA	MetLife Core Property Holdings, LLC	Ownership	100.000	MetLife, Inc	NO	
			47-2338963				MCP Magnolia Park Member, LLC	DE	NIA	MetLife Core Property Holdings, LLC	Ownership	100.000	MetLife, Inc	NO	
			46-4012567				MCP Main Street Village, LLC	DE	NIA	MetLife Core Property Holdings, LLC	Ownership	100.000	MetLife, Inc	NO	
							MCP Mountain Technology Center Member TRS, LLC	DE	NIA	MetLife Core Property Holdings, LLC	Ownership	100.000	MetLife, Inc	NO	
							MCP Northyards Holdco, LLC	DE	NIA	MetLife Core Property Holdings, LLC	Ownership	100.000	MetLife, Inc	NO	
			81-1655046				MCP Northyards Master Lessee, LLC	DE	NIA	MCP Northyards Holdco, LLC	Ownership	100.000	MetLife, Inc	NO	
			81-1500869				MCP Northyards Owner, LLC	DE	NIA	MCP Northyards Holdco, LLC	Ownership	100.000	MetLife, Inc	NO	
							MCP Optimist Park Member, LLC	DE	NIA	MetLife Core Property Holdings, LLC	Ownership	100.000	MetLife, Inc	NO	
							MCP Onyx, LLC	DE	NIA	MetLife Core Property Holdings, LLC	Ownership	100.000	MetLife, Inc	NO	
			46-4054412				MCP Paragon Point, LLC	DE	NIA	MetLife Core Property Holdings, LLC	Ownership	100.000	MetLife, Inc	NO	
			47-1567737				MCP Plaza at Legacy, LLC	DE	NIA	MetLife Core Property Holdings, LLC	Ownership	100.000	MetLife, Inc	NO	
							MCP Rancho Village MHC Member, LLC	DE	NIA	MetLife Core Property Holdings, LLC	Ownership	100.000	MetLife, Inc	NO	
							MCP Seattle Gateway Industrial 1, LLC	DE	NIA	MetLife Core Property Holdings, LLC	Ownership	100.000	MetLife, Inc	NO	
							MCP Seattle Gateway Industrial II, LLC	DE	NIA	MetLife Core Property Holdings, LLC	Ownership	100.000	MetLife, Inc	NO	
							MCP Seventh and Osborn Retail Member, LLC	DE	NIA	MetLife Core Property Holdings, LLC	Ownership	100.000	MetLife, Inc	NO	
							MCP Astor at Osborn, LLC	DE	NIA	MetLife Core Property Holdings, LLC	Ownership	100.000	MetLife, Inc	NO	
							MCP Shakopee, LLC	DE	NIA	MetLife Core Property Holdings, LLC	Ownership	100.000	MetLife, Inc	NO	
							MCP Sleepy Hollow Member, LLC	DE	NIA	MetLife Core Property Holdings, LLC	Ownership	100.000	MetLife, Inc	NO	
			46-4075562				MCP SoCal Industrial - Anaheim, LLC	DE	NIA	MetLife Core Property Holdings, LLC	Ownership	100.000	MetLife, Inc	NO	
			46-4388617				MCP SoCal Industrial Bernardo, LLC	DE	NIA	MetLife Core Property Holdings, LLC	Ownership	100.000	MetLife, Inc	NO	
			46-4100416				MCP SoCal Industrial Concourse, LLC	DE	NIA	MetLife Core Property Holdings, LLC	Ownership	100.000	MetLife, Inc	NO	
			46-4064679				MCP SoCal Industrial Fullerton, LLC	DE	NIA	MetLife Core Property Holdings, LLC	Ownership	100.000	MetLife, Inc	NO	
			46-4088528				MCP SoCal Industrial Kellwood, LLC	DE	NIA	MetLife Core Property Holdings, LLC	Ownership	100.000	MetLife, Inc	NO	
			46-4111195				MCP SoCal Industrial LAX, LLC	DE	NIA	MetLife Core Property Holdings, LLC	Ownership	100.000	MetLife, Inc	NO	
			46-4054257				MCP SoCal Industrial Loker, LLC	DE	NIA	MetLife Core Property Holdings, LLC	Ownership	100.000	MetLife, Inc	NO	
			80-0947139				MCP SoCal Industrial Redondo, LLC	DE	NIA	MetLife Core Property Holdings, LLC	Ownership	100.000	MetLife, Inc	NO	
			46-4100363				MCP SoCal Industrial Springdale, LLC	DE	NIA	MetLife Core Property Holdings, LLC	Ownership	100.000	MetLife, Inc	NO	
							MCP Stateline, LLC	DE	NIA	MetLife Core Property Holdings, LLC	Ownership	100.000	MetLife, Inc	NO	
			46-4023987				MCP The Palms at Doral, LLC	DE	NIA	MetLife Core Property Holdings, LLC	Ownership	100.000	MetLife, Inc	NO	
			47-4062730				MCP Trimble Campus, LLC	DE	NIA	MetLife Core Property Holdings, LLC	Ownership	100.000	MetLife, Inc	NO	
							MCP Union Row, LLC	DE	NIA	MetLife Core Property Holdings, LLC	Ownership	100.000	MetLife, Inc	NO	
							MCP Valley Boulevard Industrial Member, LLC	DE	NIA	MetLife Core Property Holdings, LLC	Ownership	100.000	MetLife, Inc	NO	
							MCP Valley Forge One, LLC	DE	NIA	MCP Valley Forge, LLC	Management	0.000	MetLife, Inc	NO	
							MCP Valley Forge Owner, LLC	DE	NIA	MCP Valley Forge, LLC	Management	0.000	MetLife, Inc	NO	
							MCP Valley Forge Two, LLC	DE	NIA	MCP Valley Forge, LLC	Ownership	100.000	MetLife, Inc	NO	
							MCP Valley Forge, LLC	DE	NIA	MetLife Core Property Holdings, LLC	Ownership	100.000	MetLife, Inc	NO	
							MCP Vance Jackson, LLC	DE	NIA	MetLife Core Property Holdings, LLC	Ownership	100.000	MetLife, Inc	NO	
							MCP Vineyard Avenue Member, LLC	DE	NIA	MetLife Core Property Holdings, LLC	Ownership	100.000	MetLife, Inc	NO	
			47-1967401				MCP VOA I & III, LLC	DE	NIA	MCP VOA Holdings, LLC	Ownership	100.000	MetLife, Inc	NO	
			47-1975006				MCP VOA Holdings, LLC	DE	NIA	MetLife Core Property Holdings, LLC	Ownership	100.000	MetLife, Inc	NO	
			47-1966785				MCP VOA II, LLC	DE	NIA	MCP VOA Holdings, LLC	Ownership	100.000	MetLife, Inc	NO	
			83-2524541				MCP Wellington, LLC	DE	NIA	MetLife Core Property Holdings, LLC	Ownership	100.000	MetLife, Inc	NO	
							MCP West Broad Marketplace, LLC	DE	NIA	MetLife Core Property Holdings, LLC	Ownership	100.000	MetLife, Inc	NO	

STATEMENT AS OF SEPTEMBER 30, 2025 OF THE METROPOLITAN GENERAL INSURANCE COMPANY

**SCHEDULE Y**

**PART 1A - DETAILS OF INSURANCE HOLDING COMPANY SYSTEM**

1	2	3	4	5	6	7	8	9	10	11	12	13	14	15	16
Group Code	Group Name	NAIC Company Code	ID Number	Federal RSSD	CIK	Name of Securities Exchange if Publicly Traded (U.S. or International)	Names of Parent, Subsidiaries Or Affiliates	Domiciliary Location	Relationship to Reporting Entity	Directly Controlled by (Name of Entity/Person)	Type of Control (Ownership, Board, Management, Attorney-in-Fact, Influence, Other)	If Control is Ownership Provide Percentage	Ultimate Controlling Entity(ies)/Person(s)	Is an SCA Filing Required? (Yes/No)	*
							MCP West Fork, LLC	DE	NIA	MetLife Core Property Holdings, LLC	Ownership	100.000	MetLife, Inc	NO	
							MCP - English Village, LLC	DE	NIA	MetLife Core Property Holdings, LLC	Ownership	100.000	MetLife, Inc	NO	
							MCPF Needham, LLC	DE	NIA	MCP MA Property REIT, LLC	Ownership	100.000	MetLife, Inc	NO	
							MCPF Acquisition, LLC	DE	NIA	MetLife Core Property Holdings, LLC	Ownership	100.000	MetLife, Inc	NO	
			83-1015971				MCPF Foxborough, LLC	DE	NIA	MCP MA Property REIT, LLC	Ownership	100.000	MetLife, Inc	NO	
							Mountain Technology Center A, LLC	DE	NIA	MCP Mountain Technology Center Member TRS, LLC	Ownership	100.000	MetLife, Inc	NO	
							Mountain Technology Center B, LLC	DE	NIA	MCP Mountain Technology Center Member TRS, LLC	Ownership	100.000	MetLife, Inc	NO	
							Mountain Technology Center C, LLC	DE	NIA	MCP Mountain Technology Center Member TRS, LLC	Ownership	100.000	MetLife, Inc	NO	
							Mountain Technology Center D, LLC	DE	NIA	MCP Mountain Technology Center Member TRS, LLC	Ownership	100.000	MetLife, Inc	NO	
							Mountain Technology Center E, LLC	DE	NIA	MCP Mountain Technology Center Member TRS, LLC	Ownership	100.000	MetLife, Inc	NO	
							Vineyard Avenue Industrial Venture, LLC	DE	NIA	MCP Vineyard Avenue Member, LLC	Management	0.000	MetLife, Inc	NO	
							Vineyard Avenue Industrial, LLC	DE	NIA	Vineyard Avenue Industrial Venture, LLC	Management	0.000	MetLife, Inc	NO	
							MCP MCFA Additional PropCo 1, LLC	DE	NIA	MetLife Core Property Holdings, LLC	Ownership	100.000	MetLife, Inc	NO	
							MCP MCFA Additional PropCo 2, LLC	DE	NIA	MetLife Core Property Holdings, LLC	Ownership	100.000	MetLife, Inc	NO	
							MCP MCFA Additional PropCo 3, LLC	DE	NIA	MetLife Core Property Holdings, LLC	Ownership	100.000	MetLife, Inc	NO	
							MCP MCFA Additional PropCo 4, LLC	DE	NIA	MetLife Core Property Holdings, LLC	Ownership	100.000	MetLife, Inc	NO	
			83-3534689				Clawiter Investors LLC	DE	NIA	MCP Clawiter Innovation Member, LLC	Ownership	100.000	MetLife, Inc	NO	
			83-3534689				Clawiter Innovation LLC	DE	NIA	Clawiter Investors LLC	Ownership	100.000	MetLife, Inc	NO	
			83-3534689				Clawiter Industrial LLC	DE	NIA	Clawiter Investors LLC	Ownership	100.000	MetLife, Inc	NO	
							MCP MCFA Additional PropCo 5, LLC	DE	NIA	MetLife Core Property Holdings, LLC	Ownership	100.000	MetLife, Inc	NO	
							MetLife Senior Direct Lending GP, LLC	DE	NIA	MetLife Investment Management, LLC	Ownership	100.000	MetLife, Inc	NO	
			93-3101624				MetLife Senior Direct Lending GP II, LLC	DE	NIA	MetLife Investment Management, LLC	Ownership	100.000	MetLife, Inc	NO	
			93-3089465				MetLife Senior Direct Lending Fund II, LP	DE	NIA	MetLife Senior Direct Lending GP II, LLC	Management	0.000	MetLife, Inc	NO	
							MLJ US Feeder LLC	DE	NIA	MetLife Senior Direct Lending GP, LLC	Management	0.000	MetLife, Inc	NO	
							MetLife Senior Direct Lending Finco, LLC	DE	NIA	MetLife Senior Direct Lending GP, LLC	Ownership	100.000	MetLife, Inc	NO	
							MetLife Senior Direct Lending Holdings, LP	DE	NIA	MetLife Senior Direct Lending GP, LLC	Ownership	100.000	MetLife, Inc	NO	
			87-1640780				MetLife MMPD II Special, LLC	DE	NIA	MetLife Investment Management, LLC	Ownership	100.000	MetLife, Inc	NO	
			39-3987617				MMPDFI Guard Blocker, LLC	DE	NIA	MetLife Investment Management, LLC	Management	0.000	MetLife, Inc	NO	
							4000 MACARTHUR MANAGER LLC	DE	NIA	MetLife Investment Management, LLC	Ownership	100.000	MetLife, Inc	NO	
							MIM Markham Manager, LLC	DE	NIA	MetLife Investment Management, LLC	Ownership	100.000	MetLife, Inc	NO	
							MetLife Middle Market Private Debt Parallel GP, LLC (DE)	DE	NIA	MetLife Investment Management, LLC	Ownership	100.000	MetLife, Inc	NO	
							MetLife Middle Market Private Debt Parallel Fund, LP	CY	NIA	MetLife Middle Market Private Debt Parallel GP, LLC (DE)	Management	0.000	MetLife, Inc	NO	
							MMPDFI Brewer Blocker, LLC	DE	NIA	MetLife Middle Market Private Debt Parallel Fund, LP	Management	0.000	MetLife, Inc	NO	
							MetLife Middle Market Private Debt GP, LLC (DE)	DE	NIA	MetLife Investment Management, LLC	Ownership	100.000	MetLife, Inc	NO	
							MetLife Middle Market Private Debt Fund, LP (DE)	DE	NIA	MetLife Middle Market Private Debt GP, LLC (DE)	Management	0.000	MetLife, Inc	NO	
			86-1562501				MMPDF Gloves Holdings, LP (DE)	DE	NIA	MetLife Middle Market Private Debt GP, LLC (DE)	Management	0.000	MetLife, Inc	NO	
			87-1613098				MetLife Middle Market Private Debt GP II, LLC	DE	NIA	MetLife Investment Management, LLC	Ownership	100.000	MetLife, Inc	NO	

12.14

STATEMENT AS OF SEPTEMBER 30, 2025 OF THE METROPOLITAN GENERAL INSURANCE COMPANY

**SCHEDULE Y**

**PART 1A - DETAILS OF INSURANCE HOLDING COMPANY SYSTEM**

1	2	3	4	5	6	7	8	9	10	11	12	13	14	15	16
Group Code	Group Name	NAIC Company Code	ID Number	Federal RSSD	CIK	Name of Securities Exchange if Publicly Traded (U.S. or International)	Names of Parent, Subsidiaries Or Affiliates	Domiciliary Location	Relationship to Reporting Entity	Directly Controlled by (Name of Entity/Person)	Type of Control (Ownership, Board, Management, Attorney-in-Fact, Influence, Other)	If Control is Ownership Provide Percentage	Ultimate Controlling Entity(ies)/Person(s)	Is an SCA Filing Required? (Yes/No)	*
			87-1583660				MetLife Middle Market Private Debt Fund II, LP	DE	NIA	MetLife Middle Market Private Debt GP II, LLC	Management	0.000	MetLife, Inc	NO	
							MetLife Opportunistic Real Estate Debt Fund GP, LLC	DE	NIA	MetLife Investment Management, LLC	Ownership	100.000	MetLife, Inc	NO	
							MetLife Opportunistic Real Estate Debt Fund, LP	DE	NIA	MetLife Opportunistic Real Estate Debt Fund GP, LLC	Management	0.000	MetLife, Inc	NO	
							MORE Originator, LLC	DE	NIA	MetLife Opportunistic Real Estate Debt Fund, LP	Ownership	100.000	MetLife, Inc	NO	
							MORE Holdco I, LLC	DE	NIA	MORE Originator, LLC	Ownership	100.000	MetLife, Inc	NO	
							MetLife Opportunistic Real Estate Debt Feeder Fund, LP	CYM	NIA	MetLife Opportunistic Real Estate Debt Fund GP, LLC	Management	0.000	MetLife, Inc	NO	
							MetLife SDLF II Special, LLC	DE	NIA	MetLife Investment Management, LLC	Ownership	100.000	MetLife, Inc	NO	
							225 6th Street Manager LLC	DE	NIA	MetLife Investment Management, LLC	Ownership	100.000	MetLife, Inc	NO	
			13-4075851				MetLife Commercial Mortgage Income Fund GP, LLC	DE	NIA	MetLife Investment Management, LLC	Ownership	100.000	MetLife, Inc	NO	
			47-2630137				MetLife Commercial Mortgage Income Fund, LP	DE	NIA	MetLife Commercial Mortgage Income Fund GP, LLC	Management	0.000	MetLife, Inc	NO	
			47-2688528				MetLife Commercial Mortgage REIT, LLC	DE	NIA	MetLife Commercial Mortgage Income Fund, LP	Ownership	100.000	MetLife, Inc	NO	
			47-2703778				MetLife Commercial Mortgage Originator, LLC	DE	NIA	MetLife Commercial Mortgage REIT, LLC	Ownership	100.000	MetLife, Inc	NO	
			47-5495603				MCMIF Holdco I, LLC	DE	NIA	MetLife Commercial Mortgage Originator, LLC	Ownership	100.000	MetLife, Inc	NO	
							MCMIF Holdco II, LLC	DE	NIA	MetLife Commercial Mortgage Originator, LLC	Ownership	100.000	MetLife, Inc	NO	
			47-2688528				MCMIF Holdco III, LLC	DE	NIA	MetLife Commercial Mortgage Originator, LLC	Ownership	100.000	MetLife, Inc	NO	
							MCMIF Holdco IV, LLC	DE	NIA	MetLife Commercial Mortgage REIT, LLC	Ownership	100.000	MetLife, Inc	NO	
							MCMIF TRS II, LLC	DE	NIA	MetLife Commercial Mortgage REIT, LLC	Ownership	100.000	MetLife, Inc	NO	
							MetLife Alternatives GP, LLC	DE	NIA	MetLife Investment Management, LLC	Ownership	100.000	MetLife, Inc	NO	
			98-1150291				MetLife International HF Partners, LP	CYM	NIA	MetLife Alternatives GP, LLC	Management	0.000	MetLife, Inc	NO	
			98-1226825				MetLife International PE Fund III, LP	CYM	NIA	MetLife Alternatives GP, LLC	Management	0.000	MetLife, Inc	NO	
			98-1277596				MetLife International PE Fund IV, LP	CYM	NIA	MetLife Alternatives GP, LLC	Management	0.000	MetLife, Inc	NO	
			98-1339546				MetLife International PE Fund V, LP	CYM	NIA	MetLife Alternatives GP, LLC	Management	0.000	MetLife, Inc	NO	
			98-1396743				MetLife International PE Fund VI, LP	CYM	NIA	MetLife Alternatives GP, LLC	Management	0.000	MetLife, Inc	NO	
			98-1515673				MetLife International PE Fund VII, LP	CYM	NIA	MetLife Alternatives GP, LLC	Management	0.000	MetLife, Inc	NO	
			98-1708851				MetLife International PE Fund VIII, LP	CYM	NIA	MetLife Alternatives GP, LLC	Management	0.000	MetLife, Inc	NO	

Asterisk	Explanation
1	The Nebraska Department of Insurance has approved MetLife's application to disclaim affiliation with Chariot Holding Company, LP and its subsidiaries.
2	MetLife Global Holding Company II LLC (Swiss and DE) is dual chartered in DE and Switzerland.

12.15

STATEMENT AS OF SEPTEMBER 30, 2025 OF THE METROPOLITAN GENERAL INSURANCE COMPANY

**PART 1 - LOSS EXPERIENCE**

Line of Business	Current Year to Date			4 Prior Year to Date Direct Loss Percentage
	1 Direct Premiums Earned	2 Direct Losses Incurred	3 Direct Loss Percentage	
1. Fire .....				
2.1 Allied Lines .....				
2.2 Multiple peril crop .....				
2.3 Federal flood .....				
2.4 Private crop .....				
2.5 Private flood .....				
3. Farmowners multiple peril .....				
4. Homeowners multiple peril .....		36,337		
5.1 Commercial multiple peril (non-liability portion) .....				
5.2 Commercial multiple peril (liability portion) .....				
6. Mortgage guaranty .....				
8. Ocean marine .....				
9.1 Inland marine .....				
9.2 Pet insurance .....	228,694,952	213,620,423	93.4	97.3
10. Financial guaranty .....				
11.1 Medical professional liability - occurrence .....				
11.2 Medical professional liability - claims-made .....				
12. Earthquake .....				
13.1 Comprehensive (hospital and medical) individual .....				
13.2 Comprehensive (hospital and medical) group .....				
14. Credit accident and health .....				
15.1 Vision only .....				
15.2 Dental only .....				
15.3 Disability income .....				
15.4 Medicare supplement .....				
15.5 Medicaid Title XIX .....				
15.6 Medicare Title XVIII .....				
15.7 Long-term care .....				
15.8 Federal employees health benefits plan .....				
15.9 Other health .....				
16. Workers' compensation .....				
17.1 Other liability - occurrence .....				
17.2 Other liability - claims-made .....				
17.3 Excess workers' compensation .....				
18.1 Products liability - occurrence .....				
18.2 Products liability - claims-made .....				
19.1 Private passenger auto no-fault (personal injury protection) .....		(60,644)		
19.2 Other private passenger auto liability .....		(223,363)		
19.3 Commercial auto no-fault (personal injury protection) .....				
19.4 Other commercial auto liability .....				
21.1 Private passenger auto physical damage .....		(11,051)		
21.2 Commercial auto physical damage .....				
22. Aircraft (all perils) .....				
23. Fidelity .....				
24. Surety .....				
26. Burglary and theft .....				
27. Boiler and machinery .....				
28. Credit .....				
29. International .....				
30. Warranty .....				
31. Reinsurance - Nonproportional Assumed Property .....	XXX	XXX	XXX	XXX
32. Reinsurance - Nonproportional Assumed Liability .....	XXX	XXX	XXX	XXX
33. Reinsurance - Nonproportional Assumed Financial Lines .....	XXX	XXX	XXX	XXX
34. Aggregate write-ins for other lines of business .....	202,364,987	77,430,605	38.3	31.4
35. Totals	431,059,939	290,792,307	67.5	67.2
<b>DETAILS OF WRITE-INS</b>				
3401. Prepaid legal .....	202,364,987	77,430,605	38.3	31.4
3402. ....				
3403. ....				
3498. Summary of remaining write-ins for Line 34 from overflow page .....				
3499. Totals (Lines 3401 through 3403 plus 3498)(Line 34 above)	202,364,987	77,430,605	38.3	31.4

STATEMENT AS OF SEPTEMBER 30, 2025 OF THE METROPOLITAN GENERAL INSURANCE COMPANY

**PART 2 - DIRECT PREMIUMS WRITTEN**

Line of Business		1 Current Quarter	2 Current Year to Date	3 Prior Year Year to Date
1.	Fire .....			
2.1	Allied Lines .....			
2.2	Multiple peril crop .....			
2.3	Federal flood .....			
2.4	Private crop .....			
2.5	Private flood .....			
3.	Farmowners multiple peril .....			
4.	Homeowners multiple peril .....			
5.1	Commercial multiple peril (non-liability portion) .....			
5.2	Commercial multiple peril (liability portion) .....			
6.	Mortgage guaranty .....			
8.	Ocean marine .....			
9.1	Inland marine .....			
9.2	Pet insurance .....	84,862,667	253,398,338	184,662,598
10.	Financial guaranty .....			
11.1	Medical professional liability - occurrence .....			
11.2	Medical professional liability - claims-made .....			
12.	Earthquake .....			
13.1	Comprehensive (hospital and medical) individual .....			
13.2	Comprehensive (hospital and medical) group .....			
14.	Credit accident and health .....			
15.1	Vision only .....			
15.2	Dental only .....			
15.3	Disability income .....			
15.4	Medicare supplement .....			
15.5	Medicaid Title XIX .....			
15.6	Medicare Title XVIII .....			
15.7	Long-term care .....			
15.8	Federal employees health benefits plan .....			
15.9	Other health .....			
16.	Workers' compensation .....			
17.1	Other liability - occurrence .....			
17.2	Other liability - claims-made .....			
17.3	Excess workers' compensation .....			
18.1	Products liability - occurrence .....			
18.2	Products liability - claims-made .....			
19.1	Private passenger auto no-fault (personal injury protection) .....			
19.2	Other private passenger auto liability .....			
19.3	Commercial auto no-fault (personal injury protection) .....			
19.4	Other commercial auto liability .....			
21.1	Private passenger auto physical damage .....			
21.2	Commercial auto physical damage .....			
22.	Aircraft (all perils) .....			
23.	Fidelity .....			
24.	Surety .....			
26.	Burglary and theft .....			
27.	Boiler and machinery .....			
28.	Credit .....			
29.	International .....			
30.	Warranty .....			
31.	Reinsurance - Nonproportional Assumed Property .....	XXX	XXX	XXX
32.	Reinsurance - Nonproportional Assumed Liability .....	XXX	XXX	XXX
33.	Reinsurance - Nonproportional Assumed Financial Lines .....	XXX	XXX	XXX
34.	Aggregate write-ins for other lines of business .....	17,520,317	270,197,165	181,193,814
35.	Totals	102,382,984	523,595,503	365,856,412
<b>DETAILS OF WRITE-INS</b>				
3401.	Prepaid legal .....	17,520,317	270,197,165	181,193,814
3402.	.....			
3403.	.....			
3498.	Summary of remaining write-ins for Line 34 from overflow page .....			
3499.	Totals (Lines 3401 through 3403 plus 3498)(Line 34 above)	17,520,317	270,197,165	181,193,814

STATEMENT AS OF SEPTEMBER 30, 2025 OF THE METROPOLITAN GENERAL INSURANCE COMPANY

**PART 3 (\$000 OMITTED)**

LOSS AND LOSS ADJUSTMENT EXPENSE RESERVES SCHEDULE

	1	2	3	4	5	6	7	8	9	10	11	12	13
Years in Which Losses Occurred	Prior Year-End Known Case Loss and LAE Reserves	Prior Year-End IBNR Loss and LAE Reserves	Total Prior Year-End Loss and LAE Reserves (Cols. 1+2)	2025 Loss and LAE Payments on Claims Reported as of Prior Year-End	2025 Loss and LAE Payments on Claims Unreported as of Prior Year-End	Total 2025 Loss and LAE Payments (Cols. 4+5)	Q.S. Date Known Case Loss and LAE Reserves on Claims Reported and Open as of Prior Year End	Q.S. Date Known Case Loss and LAE Reserves on Claims Reported or Reopened Subsequent to Prior Year End	Q.S. Date IBNR Loss and LAE Reserves	Total Q.S. Loss and LAE Reserves (Cols.7+8+9)	Prior Year-End Known Case Loss and LAE Reserves Developed (Savings)/ Deficiency (Cols.4+7 minus Col. 1)	Prior Year-End IBNR Loss and LAE Reserves Developed (Savings)/ Deficiency (Cols. 5+8+9 minus Col. 2)	Prior Year-End Total Loss and LAE Reserve Developed (Savings)/ Deficiency (Cols. 11+12)
1. 2022 + Prior .....		1	1		.83	.83						82	82
2. 2023 .....		85	85		513	513			8	8		436	436
3. Subtotals 2023 + Prior .....		86	86		596	596			8	8		518	518
4. 2024 .....		33,029	33,029		39,365	39,365			302	302		6,638	6,638
5. Subtotals 2024 + Prior .....		33,115	33,115		39,961	39,961			310	310		7,156	7,156
6. 2025 .....	XXX	XXX	XXX	XXX	264,581	264,581	XXX		33,035	33,035	XXX	XXX	XXX
7. Totals .....		33,115	33,115		304,542	304,542			33,345	33,345		7,156	7,156
8. Prior Year-End Surplus As Regards Policyholders	204,898										Col. 11, Line 7 As % of Col. 1 Line 7	Col. 12, Line 7 As % of Col. 2 Line 7	Col. 13, Line 7 As % of Col. 3 Line 7
											1.	2. 21.6	3. 21.6
													Col. 13, Line 7 As a % of Col. 1 Line 8
													4. 3.5



STATEMENT AS OF SEPTEMBER 30, 2025 OF THE METROPOLITAN GENERAL INSURANCE COMPANY

## SUPPLEMENTAL EXHIBITS AND SCHEDULES INTERROGATORIES

The following supplemental reports are required to be filed as part of your statement filing. However, in the event that your company does not transact the type of business for which the special report must be filed, your response of NO to the specific interrogatory will be accepted in lieu of filing a "NONE" report and a bar code will be printed below. If the supplement is required of your company but is not being filed for whatever reason enter SEE EXPLANATION and provide an explanation following the interrogatory questions.


	Response
1. Will the Trusteed Surplus Statement be filed with the state of domicile and the NAIC with this statement? .....	NO
2. Will Supplement A to Schedule T (Medical Professional Liability Supplement) be filed with this statement? .....	NO
3. Will the Medicare Part D Coverage Supplement be filed with the state of domicile and the NAIC with this statement? .....	NO
4. Will the Director and Officer Insurance Coverage Supplement be filed with the state of domicile and the NAIC with this statement? .....	NO
<b>AUGUST FILING</b>	
5. Will the regulator-only (non-public) Communication of Internal Control Related Matters Noted in Audit be filed with the state of domicile and electronically with the NAIC (as a regulator-only non-public document) by August 1? The response for 1st and 3rd quarters should be N/A. A NO response resulting with a bar code is only appropriate in the 2nd quarter. ....	N/A

Explanations:

- 1.
- 2.
- 3.
- 4.

Bar Codes:

1. Trusteed Surplus Statement [Document Identifier 490]
2. Supplement A to Schedule T [Document Identifier 455]
3. Medicare Part D Coverage Supplement [Document Identifier 365]
4. Director and Officer Supplement [Document Identifier 505]



**NONE**

STATEMENT AS OF SEPTEMBER 30, 2025 OF THE METROPOLITAN GENERAL INSURANCE COMPANY

**SCHEDULE A - VERIFICATION**

Real Estate

	1 Year to Date	2 Prior Year Ended December 31
1. Book/adjusted carrying value, December 31 of prior year .....		
2. Cost of acquired:		
2.1 Actual cost at time of acquisition .....		
2.2 Additional investment made after acquisition .....		
3. Current year change in encumbrances .....		
4. Total gain (loss) on disposals .....		
5. Deduct amounts received on disposals .....		
6. Total foreign exchange change in book/adjusted carrying value .....		
7. Deduct current year's other than temporary impairment recognized .....		
8. Deduct current year's depreciation .....		
9. Book/adjusted carrying value at the end of current period (Lines 1+2+3+4-5+6-7-8) .....		
10. Deduct total nonadmitted amounts .....		
11. Statement value at end of current period (Line 9 minus Line 10)		

**NONE**

**SCHEDULE B - VERIFICATION**

Mortgage Loans

	1 Year to Date	2 Prior Year Ended December 31
1. Book value/recorded investment excluding accrued interest, December 31 of prior year .....		
2. Cost of acquired:		
2.1 Actual cost at time of acquisition .....		
2.2 Additional investment made after acquisition .....		
3. Capitalized deferred interest and other .....		
4. Accrual of discount .....		
5. Unrealized valuation increase/(decrease) .....		
6. Total gain (loss) on disposals .....		
7. Deduct amounts received on disposals .....		
8. Deduct amortization of premium and mortgage interest paid and commitment fees .....		
9. Total foreign exchange change in book value/recorded investment excluding accrued interest .....		
10. Deduct current year's other than temporary impairment recognized .....		
11. Book value/recorded investment excluding accrued interest at end of current period (Lines 1+2+3+4+5+6-7-8+9-10) .....		
12. Total valuation allowance .....		
13. Subtotal (Line 11 plus Line 12) .....		
14. Deduct total nonadmitted amounts .....		
15. Statement value at end of current period (Line 13 minus Line 14)		

**NONE**

**SCHEDULE BA - VERIFICATION**

Other Long-Term Invested Assets

	1 Year to Date	2 Prior Year Ended December 31
1. Book/adjusted carrying value, December 31 of prior year .....		
2. Cost of acquired:		
2.1 Actual cost at time of acquisition .....		
2.2 Additional investment made after acquisition .....		
3. Capitalized deferred interest and other .....		
4. Accrual of discount .....		
5. Unrealized valuation increase/(decrease) .....		
6. Total gain (loss) on disposals .....		
7. Deduct amounts received on disposals .....		
8. Deduct amortization of premium, depreciation and proportional amortization .....		
9. Total foreign exchange change in book/adjusted carrying value .....		
10. Deduct current year's other than temporary impairment recognized .....		
11. Book/adjusted carrying value at end of current period (Lines 1+2+3+4+5+6-7-8+9-10) .....		
12. Deduct total nonadmitted amounts .....		
13. Statement value at end of current period (Line 11 minus Line 12)		

**NONE**

**SCHEDULE D - VERIFICATION**

Bonds and Stocks

	1 Year to Date	2 Prior Year Ended December 31
1. Book/adjusted carrying value of bonds and stocks, December 31 of prior year .....	173,268,861	42,349,354
2. Cost of bonds and stocks acquired .....	48,419,943	159,812,995
3. Accrual of discount .....	305,938	164,793
4. Unrealized valuation increase/(decrease) .....		32,852
5. Total gain (loss) on disposals .....	165,623	30,143
6. Deduct consideration for bonds and stocks disposed of .....	37,062,006	28,852,297
7. Deduct amortization of premium .....	211,150	268,979
8. Total foreign exchange change in book/adjusted carrying value .....		
9. Deduct current year's other than temporary impairment recognized .....		
10. Total investment income recognized as a result of prepayment penalties and/or acceleration fees .....		
11. Book/adjusted carrying value at end of current period (Lines 1+2+3+4+5-6-7+8-9+10) .....	184,887,209	173,268,861
12. Deduct total nonadmitted amounts .....		
13. Statement value at end of current period (Line 11 minus Line 12)	184,887,209	173,268,861

STATEMENT AS OF SEPTEMBER 30, 2025 OF THE METROPOLITAN GENERAL INSURANCE COMPANY

**SCHEDULE D - PART 1B**

Showing the Acquisitions, Dispositions and Non-Trading Activity  
During the Current Quarter for all Bonds and Preferred Stock by NAIC Designation

NAIC Designation	1 Book/Adjusted Carrying Value Beginning of Current Quarter	2 Acquisitions During Current Quarter	3 Dispositions During Current Quarter	4 Non-Trading Activity During Current Quarter	5 Book/Adjusted Carrying Value End of First Quarter	6 Book/Adjusted Carrying Value End of Second Quarter	7 Book/Adjusted Carrying Value End of Third Quarter	8 Book/Adjusted Carrying Value December 31 Prior Year
<b>ISSUER CREDIT OBLIGATIONS (ICO)</b>								
1. NAIC 1 (a) .....	44,588,837	64,781,236	51,555,414	99,874	81,783,633	44,588,837	57,914,533	71,577,069
2. NAIC 2 (a) .....	35,512,505			40,068	33,613,430	35,512,505	35,552,573	33,971,125
3. NAIC 3 (a) .....	5,088,753			4,071	5,084,763	5,088,753	5,092,824	5,080,855
4. NAIC 4 (a) .....								
5. NAIC 5 (a) .....								
6. NAIC 6 (a) .....								
7. Total ICO	85,190,095	64,781,236	51,555,414	144,013	120,481,826	85,190,095	98,559,930	110,629,049
<b>ASSET-BACKED SECURITIES (ABS)</b>								
8. NAIC 1 .....	97,881,443	9,194,494	3,706,264	56,256	95,383,971	97,881,443	103,425,929	101,603,781
9. NAIC 2 .....	849,831			9		849,831	849,840	
10. NAIC 3 .....								
11. NAIC 4 .....								
12. NAIC 5 .....								
13. NAIC 6 .....								
14. Total ABS	98,731,274	9,194,494	3,706,264	56,265	95,383,971	98,731,274	104,275,769	101,603,781
<b>PREFERRED STOCK</b>								
15. NAIC 1 .....								
16. NAIC 2 .....								
17. NAIC 3 .....								
18. NAIC 4 .....								
19. NAIC 5 .....								
20. NAIC 6 .....								
21. Total Preferred Stock .....								
22. Total ICO, ABS & Preferred Stock	183,921,369	73,975,730	55,261,678	200,278	215,865,797	183,921,369	202,835,699	212,232,830

(a) Book/Adjusted Carrying Value column for the end of the current reporting period includes the following amount of short-term and cash equivalent bonds by NAIC designation:

NAIC 1 \$ 14,972,767 ; NAIC 2 \$ 2,975,724 ; NAIC 3 \$ ; NAIC 4 \$ ; NAIC 5 \$ ; NAIC 6 \$

S102

**SCHEDULE DA - PART 1**

Short-Term Investments

	1	2	3	4	5
	Book/Adjusted Carrying Value	Par Value	Actual Cost	Interest Collected Year-to-Date	Paid for Accrued Interest Year-to-Date
7709999999 Totals	2,975,724	xxx	2,961,900		10,500

**SCHEDULE DA - VERIFICATION**

Short-Term Investments

	1	2
	Year To Date	Prior Year Ended December 31
1. Book/adjusted carrying value, December 31 of prior year .....		
2. Cost of short-term investments acquired .....	2,961,900	
3. Accrual of discount .....	13,824	
4. Unrealized valuation increase/(decrease) .....		
5. Total gain (loss) on disposals .....		
6. Deduct consideration received on disposals .....		
7. Deduct amortization of premium .....		
8. Total foreign exchange change in book/adjusted carrying value .....		
9. Deduct current year's other than temporary impairment recognized .....		
10. Book/adjusted carrying value at end of current period (Lines 1+2+3+4+5-6-7+8-9) .....	2,975,724	
11. Deduct total nonadmitted amounts .....		
12. Statement value at end of current period (Line 10 minus Line 11)	2,975,724	

Schedule DB - Part A - Verification - Options, Caps, Floors, Collars, Swaps and Forwards

**N O N E**

Schedule DB - Part B - Verification - Futures Contracts

**N O N E**

Schedule DB - Part C - Section 1 - Replication (Synthetic Asset) Transactions (RSATs) Open

**N O N E**

Schedule DB-Part C-Section 2-Reconciliation of Replication (Synthetic Asset) Transactions Open

**N O N E**

Schedule DB - Verification - Book/Adjusted Carrying Value, Fair Value and Potential Exposure of  
Derivatives

**N O N E**

**SCHEDULE E - PART 2 - VERIFICATION**

(Cash Equivalents)

	1	2
	Year To Date	Prior Year Ended December 31
1. Book/adjusted carrying value, December 31 of prior year .....	38,963,968	174,042,061
2. Cost of cash equivalents acquired .....	345,621,466	843,581,995
3. Accrual of discount .....	900,042	4,121,961
4. Unrealized valuation increase/(decrease) .....		
5. Total gain (loss) on disposals .....	(30)	2,687
6. Deduct consideration received on disposals .....	370,512,682	982,784,736
7. Deduct amortization of premium .....		
8. Total foreign exchange change in book/adjusted carrying value .....		
9. Deduct current year's other than temporary impairment recognized .....		
10. Book/adjusted carrying value at end of current period (Lines 1+2+3+4+5-6-7+8-9) .....	14,972,764	38,963,968
11. Deduct total nonadmitted amounts .....		
12. Statement value at end of current period (Line 10 minus Line 11)	14,972,764	38,963,968

Schedule A - Part 2 - Real Estate Acquired and Additions Made

**N O N E**

Schedule A - Part 3 - Real Estate Disposed

**N O N E**

Schedule B - Part 2 - Mortgage Loans Acquired and Additions Made

**N O N E**

Schedule B - Part 3 - Mortgage Loans Disposed, Transferred or Repaid

**N O N E**

Schedule BA - Part 2 - Other Long-Term Invested Assets Acquired and Additions Made

**N O N E**

Schedule BA - Part 3 - Other Long-Term Invested Assets Disposed, Transferred or Repaid

**N O N E**



STATEMENT AS OF SEPTEMBER 30, 2025 OF THE METROPOLITAN GENERAL INSURANCE COMPANY

**SCHEDULE D - PART 3**

Show All Long-Term Bonds and Stock Acquired During the Current Quarter

1	2	3	4	5	6	7	8	9
CUSIP Identification	Description	Date Acquired	Name of Vendor	Number of Shares of Stock	Actual Cost	Par Value	Paid for Accrued Interest and Dividends	NAIC Designation, NAIC Designation Modifier and SVO Administrative Symbol
91282C-NC-1	UNITED STATES TREASURY 4.2500 2035-05-15	07/14/2025	BANK OF AMERICA N.A.		1,479,674	1,500,000	10,567	1.A
0019999999	Subtotal - Issuer Credit Obligations - U.S. Government Obligations (Exempt from RBC)				1,479,674	1,500,000	10,567	XXX
0489999999	Total - Issuer Credit Obligations (Unaffiliated)				1,479,674	1,500,000	10,567	XXX
0499999999	Total - Issuer Credit Obligations (Affiliated)							XXX
0509999997	Total - Issuer Credit Obligations - Part 3				1,479,674	1,500,000	10,567	XXX
0509999998	Total - Issuer Credit Obligations - Part 5				XXX	XXX	XXX	XXX
0509999999	Total - Issuer Credit Obligations				1,479,674	1,500,000	10,567	XXX
38384N-XV-2	GOVERNMENT NATIONAL MORTGAGE A 6.0000 20	08/01/2025	AMHERST PIERPONT SECURITIES LL		28,259	28,259		1.A
1019999999	Subtotal - Asset-Backed Securities - Financial Asset-Backed - Self-Liquidating - Agency Residential Mortgage-Backed Securities - Guaranteed (Exempt from RBC)				28,259	28,259		XXX
161924-AB-1	CHASE 2025 5.7500 2055-11-01	09/25/2025	JP MORGAN SECURITIES LTD LON		1,504,804	1,500,000	6,708	1.A FE
17332G-AL-1	CITIGROUP MORTGAGE LOAN TRUST 6.0000 205	09/29/2025	BANK OF AMERICA N.A.		2,661,432	2,618,070	12,654	1.A FE
1059999999	Subtotal - Asset-Backed Securities - Financial Asset-Backed - Self-Liquidating - Non-Agency Residential Mortgage-Backed Securities (Unaffiliated)				4,166,235	4,118,070	19,362	XXX
69335P-GA-7	PFS FINANCING CORP PFSFC 25-E 5.0738 202	08/08/2025	CITIGROUP GLOBAL MARKETS INC/		5,000,000	5,000,000		1.A FE
1119999999	Subtotal - Asset-Backed Securities - Financial Asset-Backed - Self-Liquidating - Other Financial Asset-Backed Securities - Self-Liquidating (Unaffiliated)				5,000,000	5,000,000		XXX
1889999999	Total - Asset-Backed Securities (Unaffiliated)				9,194,494	9,146,329	19,362	XXX
1899999999	Total - Asset-Backed Securities (Affiliated)							XXX
1909999997	Total - Asset-Backed Securities - Part 3				9,194,494	9,146,329	19,362	XXX
1909999998	Total - Asset-Backed Securities - Part 5				XXX	XXX	XXX	XXX
1909999999	Total - Asset-Backed Securities				9,194,494	9,146,329	19,362	XXX
2009999999	Total - Issuer Credit Obligations and Asset-Backed Securities				10,674,168	10,646,329	29,930	XXX
4509999997	Total - Preferred Stocks - Part 3					XXX		XXX
4509999998	Total - Preferred Stocks - Part 5				XXX	XXX	XXX	XXX
4509999999	Total - Preferred Stocks					XXX		XXX
5989999997	Total - Common Stocks - Part 3					XXX		XXX
5989999998	Total - Common Stocks - Part 5				XXX	XXX	XXX	XXX
5989999999	Total - Common Stocks					XXX		XXX
5999999999	Total - Preferred and Common Stocks					XXX		XXX
6009999999	Totals				10,674,168	XXX	29,930	XXX



STATEMENT AS OF SEPTEMBER 30, 2025 OF THE METROPOLITAN GENERAL INSURANCE COMPANY

**SCHEDULE D - PART 4**

Show All Long-Term Bonds and Stock Sold, Redeemed or Otherwise Disposed of During the Current Quarter

1	2	3	4	5	6	7	8	9	Change In Book/Adjusted Carrying Value					15	16	17	18	19	20	21
									10	11	12	13	14							
CUSIP Identification	Description	Disposal Date	Name of Purchaser	Number of Shares of Stock	Consideration	Par Value	Actual Cost	Prior Year Book/Adjusted Carrying Value	Unrealized Valuation Increase/(Decrease)	Current Year's (Amortization)/Accretion	Other Than Temporary Impairment Recognized	Total Change in Book/Adjusted Carrying Value (10 + 11 - 12)	Total Foreign Exchange Change in Book /Adjusted Carrying Value	Book/Adjusted Carrying Value at Disposal Date	Foreign Exchange Gain (Loss) on Disposal	Realized Gain (Loss) on Disposal	Total Gain (Loss) on Disposal	Bond Interest/Stock Dividends Received During Year	Stated Contractual Maturity Date	NAIC Designation, NAIC Designation Modifier and SVO Administrative Symbol
2009999999	Total - Issuer Credit Obligations and Asset-Backed Securities				6,798,989	6,798,989	6,972,171	6,569,432		(537)		(537)		6,798,989				231,211	XXX	XXX
4509999997	Total - Preferred Stocks - Part 4					XXX													XXX	XXX
4509999998	Total - Preferred Stocks - Part 5				XXX	XXX	XXX	XXX	XXX	XXX	XXX	XXX	XXX	XXX	XXX	XXX	XXX	XXX	XXX	XXX
4509999999	Total - Preferred Stocks					XXX													XXX	XXX
5989999997	Total - Common Stocks - Part 4					XXX													XXX	XXX
5989999998	Total - Common Stocks - Part 5				XXX	XXX	XXX	XXX	XXX	XXX	XXX	XXX	XXX	XXX	XXX	XXX	XXX	XXX	XXX	XXX
5989999999	Total - Common Stocks					XXX													XXX	XXX
5999999999	Total - Preferred and Common Stocks					XXX													XXX	XXX
6009999999	Totals				6,798,989	XXX	6,972,171	6,569,432		(537)		(537)		6,798,989				231,211	XXX	XXX

Schedule DB - Part A - Section 1 - Options, Caps, Floors, Collars, Swaps and Forwards Open

**N O N E**

Schedule DB - Part B - Section 1 - Futures Contracts Open

**N O N E**

Schedule DB - Part B - Section 1B - Brokers with whom cash deposits have been made

**N O N E**

Schedule DB - Part D - Section 1 - Counterparty Exposure for Derivative Instruments Open

**N O N E**

Schedule DB - Part D-Section 2 - Collateral for Derivative Instruments Open - Pledged By

**N O N E**

Schedule DB - Part D-Section 2 - Collateral for Derivative Instruments Open - Pledged To

**N O N E**

Schedule DB - Part E - Derivatives Hedging Variable Annuity Guarantees

**N O N E**

Schedule DL - Part 1 - Reinvested Collateral Assets Owned

**N O N E**

Schedule DL - Part 2 - Reinvested Collateral Assets Owned

**N O N E**



STATEMENT AS OF SEPTEMBER 30, 2025 OF THE METROPOLITAN GENERAL INSURANCE COMPANY

**SCHEDULE E - PART 2 - CASH EQUIVALENTS**

Show Investments Owned End of Current Quarter

1 CUSIP	2 Description	3 Restricted Asset Code	4 Date Acquired	5 Stated Rate of Interest	6 Maturity Date	7 Book/Adjusted Carrying Value	8 Amount of Interest Due and Accrued	9 Amount Received During Year
	UNITED STATES TREASURY		09/29/2025	0.000	10/16/2025	14,972,767		22,518
0019999999	Subtotal - Issuer Credit Obligations - U.S. Government Obligations (Exempt from RBC)					14,972,767		22,518
0489999999	Total - Issuer Credit Obligations (Unaffiliated)					14,972,767		22,518
0499999999	Total - Issuer Credit Obligations (Affiliated)							
0509999999	Total - Issuer Credit Obligations					14,972,767		22,518
8589999999	Total Cash Equivalents (Unaffiliated)					14,972,767		22,518
8599999999	Total Cash Equivalents (Affiliated)							
8609999999	Total Cash Equivalents					14,972,767		22,518

E14