



PROPERTY AND CASUALTY COMPANIES - ASSOCIATION EDITION

QUARTERLY STATEMENT

AS OF MARCH 31, 2026

OF THE CONDITION AND AFFAIRS OF THE

FARMERS DIRECT PROPERTY AND CASUALTY INSURANCE COMPANY

NAIC Group Code 0069 0069 NAIC Company Code 25321 Employer's ID Number 23-1903575
(Current) (Prior)

Organized under the Laws of Rhode Island, State of Domicile or Port of Entry RI

Country of Domicile United States of America

Incorporated/Organized 05/24/1949 Commenced Business 06/01/1949

Statutory Home Office 700 Quaker Lane, Warwick, RI, US 02886-6681
(Street and Number) (City or Town, State, Country and Zip Code)

Main Administrative Office 6301 Owensmouth Ave
(Street and Number)
Woodland Hills, CA, US 91367-2216 818-965-0263
(City or Town, State, Country and Zip Code) (Area Code) (Telephone Number)

Mail Address 6301 Owensmouth Ave, Woodland Hills, CA, US 91367-2216
(Street and Number or P.O. Box) (City or Town, State, Country and Zip Code)

Primary Location of Books and Records 6301 Owensmouth Ave
(Street and Number)
Woodland Hills, CA, US 91367-2216 818-965-0263
(City or Town, State, Country and Zip Code) (Area Code) (Telephone Number)

Internet Website Address www.farmers.com

Statutory Statement Contact Maria Eugenia Aguilera, 818-965-0263
(Name) (Area Code) (Telephone Number)
mary.aguilera@bristolwest.com 818-965-1178
(E-mail Address) (FAX Number)

OFFICERS

President Shannon Marian Bowes Treasurer, Vice President Huai-An Wang
Secretary Jennifer Nicole Pryor Actuary, Vice President James Leslie Nutting

OTHER

Seung Yong Yoo, Vice President

DIRECTORS OR TRUSTEES

Gisselle Maria Acevedo Kenneth Wayne Bentley Shannon Marian Bowes
Ronald Gregory Myhan Denita Annette Willoughby

State of Illinois County of Lake SS: State of California County of Los Angeles SS: State of California County of Los Angeles SS:

The officers of this reporting entity being duly sworn, each depose and say that they are the described officers of said reporting entity, and that on the reporting period stated above, all of the herein described assets were the absolute property of the said reporting entity, free and clear from any liens or claims thereon, except as herein stated, and that this statement, together with related exhibits, schedules and explanations therein contained, annexed or referred to, is a full and true statement of all the assets and liabilities and of the condition and affairs of the said reporting entity as of the reporting period stated above, and of its income and deductions therefrom for the period ended, and have been completed in accordance with the NAIC Annual Statement Instructions and Accounting Practices and Procedures manual except to the extent that: (1) state law may differ; or, (2) that state rules or regulations require differences in reporting not related to accounting practices and procedures, according to the best of their information, knowledge and belief, respectively. Furthermore, the scope of this attestation by the described officers also includes the related corresponding electronic filing with the NAIC, when required, that is an exact copy (except for formatting differences due to electronic filing) of the enclosed statement. The electronic filing may be requested by various regulators in lieu of or in addition to the enclosed statement.

Shannon Marian Bowes Jennifer Nicole Pryor Huai-An Wang
Shannon Marian Bowes Jennifer Nicole Pryor Huai-An Wang
President Secretary Vice President & Treasurer

A notary public or other officer completing this certificate verifies only the identity of the individual who signed the document, to which this certificate is attached, and not the truthfulness, accuracy, or validity of that document.

- a. Is this an original filing? _____ Yes [X] No []
b. If no,
1. State the amendment number
2. Date filed
3. Number of pages attached

Subscribed and sworn to before me on this 6th day of May 2026 by
Date Month Year

Shannon Marian Bowes
Name of Signor

Proved to me on the basis of satisfactory evidence to be the person who appeared before me.

[Signature]
Signature of Notary Public

Subscribed and sworn to before me on this 2nd day of April 2026 by
Date Month Year

Jennifer Nicole Pryor
Name of Signor

Proved to me on the basis of satisfactory evidence to be the person who appeared before me.



[Signature]
Signature of Notary Public

Subscribed and sworn to before me on this 2nd day of April 2026 by
Date Month Year

Huai-An Wang
Name of Signor

Proved to me on the basis of satisfactory evidence to be the person who appeared before me.

[Signature]
Signature of Notary Public



STATEMENT AS OF MARCH 31, 2026 OF THE FARMERS DIRECT PROPERTY AND CASUALTY INSURANCE
COMPANY

ASSETS

| | Current Statement Date | | | 4 December 31 Prior Year Net Admitted Assets |
|--|------------------------|-------------------------|---|---|
| | 1 Assets | 2 Nonadmitted Assets | 3 Net Admitted Assets (Cols. 1 - 2) | |
| 1. Bonds | 57,104,449 | | 57,104,449 | 58,872,235 |
| 2. Stocks: | | | | |
| 2.1 Preferred stocks | | | | |
| 2.2 Common stocks | | | | |
| 3. Mortgage loans on real estate: | | | | |
| 3.1 First liens | | | | |
| 3.2 Other than first liens..... | | | | |
| 4. Real estate: | | | | |
| 4.1 Properties occupied by the company (less \$0 encumbrances) | | | | |
| 4.2 Properties held for the production of income (less \$0 encumbrances) | | | | |
| 4.3 Properties held for sale (less \$0 encumbrances) | | | | |
| 5. Cash (\$3,066,391), cash equivalents (\$) and short-term investments (\$) | 3,066,391 | | 3,066,391 | 407,470 |
| 6. Contract loans (including \$0 premium notes) | | | | |
| 7. Derivatives | | | | |
| 8. Other invested assets | | | | |
| 9. Receivables for securities | | | | |
| 10. Securities lending reinvested collateral assets | | | | |
| 11. Aggregate write-ins for invested assets | | | | |
| 12. Subtotals, cash and invested assets (Lines 1 to 11) | 60,170,840 | | 60,170,840 | 59,279,705 |
| 13. Title plants less \$0 charged off (for Title insurers only) | | | | |
| 14. Investment income due and accrued | 522,596 | | 522,596 | 668,670 |
| 15. Premiums and considerations: | | | | |
| 15.1 Uncollected premiums and agents' balances in the course of collection | (1,264) | | (1,264) | (123,824) |
| 15.2 Deferred premiums, agents' balances and installments booked but deferred and not yet due (including \$0 earned but unbilled premiums) | (19,494) | | (19,494) | (1,781,161) |
| 15.3 Accrued retrospective premiums (\$0) and contracts subject to redetermination (\$0) | | | | |
| 16. Reinsurance: | | | | |
| 16.1 Amounts recoverable from reinsurers | 13,758,532 | | 13,758,532 | 9,386,637 |
| 16.2 Funds held by or deposited with reinsured companies | | | | |
| 16.3 Other amounts receivable under reinsurance contracts | | | | |
| 17. Amounts receivable relating to uninsured plans | | | | |
| 18.1 Current federal and foreign income tax recoverable and interest thereon ... | | | | |
| 18.2 Net deferred tax asset | 46,960 | 2,388 | 44,572 | 61,080 |
| 19. Guaranty funds receivable or on deposit | | | | |
| 20. Electronic data processing equipment and software | | | | |
| 21. Furniture and equipment, including health care delivery assets (\$0) | | | | |
| 22. Net adjustment in assets and liabilities due to foreign exchange rates | | | | |
| 23. Receivables from parent, subsidiaries and affiliates | 1,504,143 | | 1,504,143 | 4,425,253 |
| 24. Health care (\$0) and other amounts receivable | | | | |
| 25. Aggregate write-ins for other than invested assets | 63,619 | 63,619 | | |
| 26. Total assets excluding Separate Accounts, Segregated Accounts and Protected Cell Accounts (Lines 12 to 25) | 76,045,933 | 66,007 | 75,979,925 | 71,916,360 |
| 27. From Separate Accounts, Segregated Accounts and Protected Cell Accounts | | | | |
| 28. Total (Lines 26 and 27) | 76,045,933 | 66,007 | 75,979,925 | 71,916,360 |
| DETAILS OF WRITE-INS | | | | |
| 1101. | | | | |
| 1102. | | | | |
| 1103. | | | | |
| 1198. Summary of remaining write-ins for Line 11 from overflow page | | | | |
| 1199. Totals (Lines 1101 through 1103 plus 1198)(Line 11 above) | | | | |
| 2501. Miscellaneous prepaid expenses | 63,619 | 63,619 | | |
| 2502. | | | | |
| 2503. | | | | |
| 2598. Summary of remaining write-ins for Line 25 from overflow page | | | | |
| 2599. Totals (Lines 2501 through 2503 plus 2598)(Line 25 above) | 63,619 | 63,619 | | |

STATEMENT AS OF MARCH 31, 2026 OF THE FARMERS DIRECT PROPERTY AND CASUALTY INSURANCE COMPANY

LIABILITIES, SURPLUS AND OTHER FUNDS

| | 1 Current Statement Date | 2 December 31, Prior Year |
|---|--------------------------------|---------------------------------|
| 1. Losses (current accident year \$0) | | |
| 2. Reinsurance payable on paid losses and loss adjustment expenses | | |
| 3. Loss adjustment expenses | | |
| 4. Commissions payable, contingent commissions and other similar charges | | |
| 5. Other expenses (excluding taxes, licenses and fees) | | |
| 6. Taxes, licenses and fees (excluding federal and foreign income taxes) | | |
| 7.1 Current federal and foreign income taxes (including \$0 on realized capital gains (losses)) | | |
| 7.2 Net deferred tax liability | | |
| 8. Borrowed money \$0 and interest thereon \$0 | | |
| 9. Unearned premiums (after deducting unearned premiums for ceded reinsurance of \$115,787,952 and including warranty reserves of \$0 and accrued accident and health experience rating refunds including \$ for medical loss ratio rebate per the Public Health Service Act) | | |
| 10. Advance premium | | |
| 11. Dividends declared and unpaid: | | |
| 11.1 Stockholders | | |
| 11.2 Policyholders | | |
| 12. Ceded reinsurance premiums payable (net of ceding commissions) | 16,625,181 | 11,798,887 |
| 13. Funds held by company under reinsurance treaties | | |
| 14. Amounts withheld or retained by company for account of others | 193,182 | 184,904 |
| 15. Remittances and items not allocated | 158,885 | 137,539 |
| 16. Provision for reinsurance (including \$0 certified) | | |
| 17. Net adjustments in assets and liabilities due to foreign exchange rates | | |
| 18. Drafts outstanding | | |
| 19. Payable to parent, subsidiaries and affiliates | | |
| 20. Derivatives | | |
| 21. Payable for securities | | |
| 22. Payable for securities lending | | |
| 23. Liability for amounts held under uninsured plans | | |
| 24. Capital notes \$0 and interest thereon \$0 | | |
| 25. Aggregate write-ins for liabilities | 1,659,347 | 2,941,193 |
| 26. Total liabilities excluding protected cell liabilities (Lines 1 through 25) | 18,636,595 | 15,062,523 |
| 27. Protected cell liabilities | | |
| 28. Total liabilities (Lines 26 and 27) | 18,636,595 | 15,062,523 |
| 29. Aggregate write-ins for special surplus funds | | |
| 30. Common capital stock | 3,000,000 | 3,000,000 |
| 31. Preferred capital stock | | |
| 32. Aggregate write-ins for other than special surplus funds | | |
| 33. Surplus notes | | |
| 34. Gross paid in and contributed surplus | 31,620,722 | 31,620,722 |
| 35. Unassigned funds (surplus) | 22,722,608 | 22,233,115 |
| 36. Less treasury stock, at cost: | | |
| 36.10 shares common (value included in Line 30 \$0) | | |
| 36.20 shares preferred (value included in Line 31 \$0) | | |
| 37. Surplus as regards policyholders (Lines 29 to 35, less 36) | 57,343,331 | 56,853,837 |
| 38. Totals (Page 2, Line 28, Col. 3) | 75,979,925 | 71,916,360 |
| DETAILS OF WRITE-INS | | |
| 2501. Account Payable | 1,651,782 | 2,937,424 |
| 2502. Miscellaneous | 7,565 | 3,769 |
| 2503. | | |
| 2598. Summary of remaining write-ins for Line 25 from overflow page | | |
| 2599. Totals (Lines 2501 through 2503 plus 2598)(Line 25 above) | 1,659,347 | 2,941,193 |
| 2901. | | |
| 2902. | | |
| 2903. | | |
| 2998. Summary of remaining write-ins for Line 29 from overflow page | | |
| 2999. Totals (Lines 2901 through 2903 plus 2998)(Line 29 above) | | |
| 3201. | | |
| 3202. | | |
| 3203. | | |
| 3298. Summary of remaining write-ins for Line 32 from overflow page | | |
| 3299. Totals (Lines 3201 through 3203 plus 3298)(Line 32 above) | | |

STATEMENT AS OF MARCH 31, 2026 OF THE FARMERS DIRECT PROPERTY AND CASUALTY INSURANCE COMPANY

STATEMENT OF INCOME

| | 1 Current Year to Date | 2 Prior Year to Date | 3 Prior Year Ended December 31 |
|---|------------------------------|----------------------------|--------------------------------------|
| UNDERWRITING INCOME | | | |
| 1. Premiums earned: | | | |
| 1.1 Direct (written \$ 61,420,962) | 62,006,363 | 57,433,349 | 236,451,119 |
| 1.2 Assumed (written \$) | | | |
| 1.3 Ceded (written \$ 61,420,962) | 62,006,363 | 57,433,349 | 236,451,119 |
| 1.4 Net (written \$) | | | |
| DEDUCTIONS: | | | |
| 2. Losses incurred (current accident year \$): | | | |
| 2.1 Direct | 40,998,235 | 40,124,477 | 120,654,083 |
| 2.2 Assumed | | | |
| 2.3 Ceded | 40,998,235 | 40,124,477 | 120,654,083 |
| 2.4 Net | | | |
| 3. Loss adjustment expenses incurred | | | |
| 4. Other underwriting expenses incurred | | | |
| 5. Aggregate write-ins for underwriting deductions | | | |
| 6. Total underwriting deductions (Lines 2 through 5) | | | |
| 7. Net income of protected cells | | | |
| 8. Net underwriting gain (loss) (Line 1 minus Line 6 + Line 7) | | | |
| INVESTMENT INCOME | | | |
| 9. Net investment income earned | 562,946 | 509,234 | 2,176,391 |
| 10. Net realized capital gains (losses) less capital gains tax of \$ 0 | | | 13 |
| 11. Net investment gain (loss) (Lines 9 + 10) | 562,946 | 509,234 | 2,176,404 |
| OTHER INCOME | | | |
| 12. Net gain or (loss) from agents' or premium balances charged off (amount recovered \$ 0 amount charged off \$ 0) | | | |
| 13. Finance and service charges not included in premiums | | | |
| 14. Aggregate write-ins for miscellaneous income | | (198) | (743) |
| 15. Total other income (Lines 12 through 14) | | (198) | (743) |
| 16. Net income before dividends to policyholders, after capital gains tax and before all other federal and foreign income taxes (Lines 8 + 11 + 15) | 562,946 | 509,036 | 2,175,661 |
| 17. Dividends to policyholders | | | |
| 18. Net income, after dividends to policyholders, after capital gains tax and before all other federal and foreign income taxes (Line 16 minus Line 17) | 562,946 | 509,036 | 2,175,661 |
| 19. Federal and foreign income taxes incurred | 97,160 | 86,233 | 406,370 |
| 20. Net income (Line 18 minus Line 19)(to Line 22) | 465,786 | 422,803 | 1,769,291 |
| CAPITAL AND SURPLUS ACCOUNT | | | |
| 21. Surplus as regards policyholders, December 31 prior year | 56,853,837 | 55,145,423 | 55,145,423 |
| 22. Net income (from Line 20) | 465,786 | 422,803 | 1,769,291 |
| 23. Net transfers (to) from Protected Cell accounts | | | |
| 24. Change in net unrealized capital gains (losses) less capital gains tax of \$ (692) | (2,605) | | |
| 25. Change in net unrealized foreign exchange capital gain (loss) | | | |
| 26. Change in net deferred income tax | (22,417) | (12,583) | (9,764) |
| 27. Change in nonadmitted assets | 48,729 | | (51,112) |
| 28. Change in provision for reinsurance | | | |
| 29. Change in surplus notes | | | |
| 30. Surplus (contributed to) withdrawn from protected cells | | | |
| 31. Cumulative effect of changes in accounting principles | | | |
| 32. Capital changes: | | | |
| 32.1 Paid in | | | |
| 32.2 Transferred from surplus (stock dividend) | | | |
| 32.3 Transferred to surplus | | | |
| 33. Surplus adjustments: | | | |
| 33.1 Paid in | | | |
| 33.2 Transferred to capital (stock dividend) | | | |
| 33.3 Transferred from capital | | | |
| 34. Net remittances from or (to) home office | | | |
| 35. Dividends to stockholders | | | |
| 36. Change in treasury stock | | | |
| 37. Aggregate write-ins for gains and losses in surplus | | | |
| 38. Change in surplus as regards policyholders (Lines 22 through 37) | 489,493 | 410,220 | 1,708,414 |
| 39. Surplus as regards policyholders, as of statement date (Lines 21 plus 38) | 57,343,331 | 55,555,643 | 56,853,837 |
| DETAILS OF WRITE-INS | | | |
| 0501. | | | |
| 0502. | | | |
| 0503. | | | |
| 0598. Summary of remaining write-ins for Line 5 from overflow page | | | |
| 0599. Totals (Lines 0501 through 0503 plus 0598)(Line 5 above) | | | |
| 1401. Miscellaneous expense | | (198) | (743) |
| 1402. | | | |
| 1403. | | | |
| 1498. Summary of remaining write-ins for Line 14 from overflow page | | | |
| 1499. Totals (Lines 1401 through 1403 plus 1498)(Line 14 above) | | (198) | (743) |
| 3701. | | | |
| 3702. | | | |
| 3703. | | | |
| 3798. Summary of remaining write-ins for Line 37 from overflow page | | | |
| 3799. Totals (Lines 3701 through 3703 plus 3798)(Line 37 above) | | | |

STATEMENT AS OF MARCH 31, 2026 OF THE FARMERS DIRECT PROPERTY AND CASUALTY INSURANCE
COMPANY

CASH FLOW

| | 1 Current Year To Date | 2 Prior Year To Date | 3 Prior Year Ended December 31 |
|---|------------------------------|----------------------------|--------------------------------------|
| Cash from Operations | | | |
| 1. Premiums collected net of reinsurance | 2,942,067 | (1,330,146) | (65,282) |
| 2. Net investment income | 776,031 | 689,650 | 2,126,042 |
| 3. Miscellaneous income | | (198) | (743) |
| 4. Total (Lines 1 to 3) | 3,718,099 | (640,694) | 2,060,017 |
| 5. Benefit and loss related payments | 4,371,895 | 1,396,105 | (1,383,264) |
| 6. Net transfers to Separate Accounts, Segregated Accounts and Protected Cell Accounts | | | |
| 7. Commissions, expenses paid and aggregate write-ins for deductions | | 359,387 | |
| 8. Dividends paid to policyholders | | | |
| 9. Federal and foreign income taxes paid (recovered) net of \$ tax on capital gains (losses) | 97,160 | 86,233 | 406,361 |
| 10. Total (Lines 5 through 9) | 4,469,055 | 1,841,725 | (976,903) |
| 11. Net cash from operations (Line 4 minus Line 10) | (750,956) | (2,482,419) | 3,036,920 |
| Cash from Investments | | | |
| 12. Proceeds from investments sold, matured or repaid: | | | |
| 12.1 Bonds | 12,150,000 | 5,900,042 | 16,315,103 |
| 12.2 Stocks | | | |
| 12.3 Mortgage loans | | | |
| 12.4 Real estate | | | |
| 12.5 Other invested assets | | | |
| 12.6 Net gains or (losses) on cash, cash equivalents and short-term investments | | 45,000 | 45,000 |
| 12.7 Miscellaneous proceeds | | | |
| 12.8 Total investment proceeds (Lines 12.1 to 12.7) | 12,150,000 | 5,945,042 | 16,360,103 |
| 13. Cost of investments acquired (long-term only): | | | |
| 13.1 Bonds | 10,409,011 | 5,333,820 | 19,744,349 |
| 13.2 Stocks | | | |
| 13.3 Mortgage loans | | | |
| 13.4 Real estate | | | |
| 13.5 Other invested assets | | | |
| 13.6 Miscellaneous applications | | | |
| 13.7 Total investments acquired (Lines 13.1 to 13.6) | 10,409,011 | 5,333,820 | 19,744,349 |
| 14. Net increase/(decrease) in contract loans and premium notes | | | |
| 15. Net cash from investments (Line 12.8 minus Line 13.7 and Line 14) | 1,740,989 | 611,222 | (3,384,246) |
| Cash from Financing and Miscellaneous Sources | | | |
| 16. Cash provided (applied): | | | |
| 16.1 Surplus notes, capital notes | | | |
| 16.2 Capital and paid in surplus, less treasury stock | | | |
| 16.3 Borrowed funds | | | |
| 16.4 Net deposits on deposit-type contracts and other insurance liabilities | | | |
| 16.5 Dividends to stockholders | | | |
| 16.6 Other cash provided (applied) | 1,668,888 | 3,053,006 | (308,089) |
| 17. Net cash from financing and miscellaneous sources (Line 16.1 through Line 16.4 minus Line 16.5 plus Line 16.6) | 1,668,888 | 3,053,006 | (308,089) |
| RECONCILIATION OF CASH, CASH EQUIVALENTS AND SHORT-TERM INVESTMENTS | | | |
| 18. Net change in cash, cash equivalents and short-term investments (Line 11, plus Lines 15 and 17) | 2,658,921 | 1,181,810 | (655,415) |
| 19. Cash, cash equivalents and short-term investments: | | | |
| 19.1 Beginning of year | 407,470 | 1,062,885 | 1,062,885 |
| 19.2 End of period (Line 18 plus Line 19.1) | 3,066,391 | 2,244,694 | 407,470 |

Note: Supplemental disclosures of cash flow information for non-cash transactions:

| | | | |
|---------------|--|--|--|
| 20.0001. | | | |
|---------------|--|--|--|

NOTES TO FINANCIAL STATEMENTS

1. SUMMARY OF SIGNIFICANT ACCOUNTING POLICIES AND GOING CONCERN

A. Accounting Practices

The financial statements of Farmers Direct Property and Casualty Insurance Company (“the Company”) are presented on the basis of accounting practices prescribed or permitted by the Insurance Department of the State of Rhode Island (“DOI”).

The Company recognizes only statutory accounting practices prescribed or permitted by the State of Rhode Island (the “State”) for determining and reporting the financial condition and results of operations of an insurance company, and for determining its solvency under the Rhode Island Insurance Law. The National Association of Insurance Commissioners (“NAIC”) Accounting Practices and Procedures Manual (the “Codification”), version effective January 1, 2001 and subsequently amended (“NAIC SAP”) has been adopted as a component of prescribed or permitted practices by the State. The Commissioner of Insurance has the right to permit other specific practices that deviate from prescribed practices. The Company did not utilize any permitted practices during the years presented.

A reconciliation of the Company’s net income and surplus between NAIC SAP and practices prescribed by the State of Rhode Island for year-to-date March 31, 2026, and the year ended December 31, 2025 is shown below:

| | | SSAP # | F/S Page | F/S Line # | 2026 | 2025 |
|-------------------|--|--------|----------|------------|---------------|---------------|
| <u>NET INCOME</u> | | | | | | |
| 1) | Rhode Island basis (Page 4, Line 20, Columns 1 & 3) | XXX | XXX | XXX | \$ 465,786 | \$ 1,769,291 |
| 2) | State Prescribed Practices that are an increase/ (decrease) from NAIC SAP: | | | | — | — |
| 3) | State Permitted Practices that are an increase/(decrease) from NAIC SAP: | | | | — | — |
| 4) | NAIC SAP (1-2-3=4) | XXX | XXX | XXX | \$ 465,786 | \$ 1,769,291 |
| <u>SURPLUS</u> | | | | | | |
| 5) | Rhode Island basis (Page 3, Line 37, Columns 1 & 2) | XXX | XXX | XXX | \$ 57,343,331 | \$ 56,853,837 |
| 6) | State Prescribed Practices that are an increase/ (decrease) from NAIC SAP: | | | | — | — |
| 7) | State Permitted Practices that are an increase/(decrease) from NAIC SAP: | | | | — | — |
| 8) | NAIC SAP (5-6-7=8) | XXX | XXX | XXX | \$ 57,343,331 | \$ 56,853,837 |

B. Use of Estimates in the Preparation of the Financial Statements

No significant changes to disclose since the most recently filed annual statement.

C. Accounting Policy

- (1) No significant changes to disclose since the most recently filed annual statement.
- (2) Issuer Credit Obligations are generally carried at amortized cost or the lower of amortized cost or fair value depending on their NAIC designation. Bond premium or discount is amortized using the effective interest method.
- (3) No significant changes to disclose since the most recently filed annual statement.
- (4) No significant changes to disclose since the most recently filed annual statement.
- (5) No significant changes to disclose since the most recently filed annual statement.
- (6) Asset-backed securities are stated at either amortized cost or the lower of amortized cost or market value. Premiums and discounts on asset-backed securities are amortized using the prospective method.

Asset-backed securities with evidence of deterioration of credit quality for which it is probable that the Company

NOTES TO FINANCIAL STATEMENTS

will be unable to collect all contractually required payments receivable, are written down to the present value of expected cash flows to be received.

- (7) No significant changes to disclose since the most recently filed annual statement.
- (8) No significant changes to disclose since the most recently filed annual statement.
- (9) No significant changes to disclose since the most recently filed annual statement.
- (10) No significant changes to disclose since the most recently filed annual statement.
- (11) No significant changes to disclose since the most recently filed annual statement.
- (12) No significant changes to disclose since the most recently filed annual statement.
- (13) No significant changes to disclose since the most recently filed annual statement.

D. Going Concern

Management has evaluated the reporting entity's ability to continue as a going concern and is satisfied that it has adequate resources to enable it to continue in business for the foreseeable future.

2. ACCOUNTING CHANGES AND CORRECTION OF ERRORS

On December 9, 2025, the NAIC adopted revised guidance related to SSAP No. 37 — Mortgage Loans, effective January 1, 2027, with early adoption permitted. The revised guidance calls for residential mortgage loans acquired through a qualifying investment in a statutory trust to be treated as directly owned and reported on Schedule B – Mortgage Loans. Additional revisions were made to SSAP No. 2 — Cash, Cash Equivalents, Drafts, and Short-Term Investments and SSAP No. 40 — Real Estate Investments that establish guidance for the reporting of cash and cash equivalents and foreclosed real estate held within a qualifying statutory trust. The adoption of these revisions is not expected to have a material impact on the Company's statutory financial statements.

3. BUSINESS COMBINATIONS AND GOODWILL

A. Statutory Purchase Method

Not applicable.

B. Statutory Merger

Not applicable.

C. Impairment Loss

Not applicable.

D. Subcomponents and Calculation of Adjusted Surplus and Total Admitted Goodwill

No significant changes to disclose since the most recently filed annual statement.

4. DISCONTINUED OPERATIONS

Not applicable.

5. INVESTMENTS

A. Mortgage Loans, including Mezzanine Real Estate Loans

Not applicable.

B. Debt Restructuring

Not applicable.

C. Reverse Mortgages

Not applicable.

NOTES TO FINANCIAL STATEMENTS

D. Asset-Backed Securities

- (1) Prepayment assumptions were obtained from an external securities information service and are consistent with the current interest rate and economic environment.
- (2) Not applicable.
- (3) None.
- (4) All impaired securities (fair value is less than cost or amortized cost) for which an other-than-temporary impairment has not been recognized in earnings as a realized loss (including securities with a recognized other-than-temporary impairment for non-interest related declines when a non-recognized interest related impairment remains):

a. The aggregate amount of unrealized losses:

| | | |
|------------------------|----|-----------|
| 1. Less than 12 Months | \$ | — |
| 2. 12 Months or Longer | \$ | (100,818) |

b. The aggregate related fair value of securities with unrealized losses:

| | | |
|------------------------|----|-----------|
| 1. Less than 12 Months | \$ | — |
| 2. 12 Months or Longer | \$ | 2,914,821 |

- (5) All asset-backed securities were reviewed to determine if there were any indications of potential other-than-temporary impairment. If any indication of other-than-temporary impairment existed, then a cash flow and credit support analysis were performed. If it was determined that the company was to receive less than 100% contractual cash flows, an other-than-temporary impairment was measured and taken in accordance with SSAP 43R.

E. Dollar Repurchase Agreements and/or Securities Lending Transactions

Not applicable.

F. Repurchase Agreements Transactions Accounted for as Secured Borrowing

Not applicable.

G. Reverse Repurchase Agreements Transactions Accounted for as Secured Borrowing

Not applicable.

H. Repurchase Agreements Transactions Accounted for as a Sale

Not applicable.

I. Reverse Repurchase Agreements Transactions Accounted for as a Sale

Not applicable.

J. Real Estate

Not applicable.

K. Investments in Tax Credit Structures (Tax Credit Investments)

Not applicable.

NOTES TO FINANCIAL STATEMENTS

L. Restricted Assets

(1) Restricted Assets (Including Pledged)

| | | Gross (Admitted & Nonadmitted) Restricted | | | | | | |
|---------------------------|---|--|--|---|------------------|-----------------------|----------------------------------|-----|
| | | Current Year | | | | | 6 | 7 |
| | | 1 | 2 | 3 | 4 | 5 | | |
| Restricted Asset Category | Total General Account (G/A) | G/A Supporting Protected Cell Account Activity (a) | Total Protected Cell Account Restricted Assets | Protected Cell Account Assets Supporting G/A Activity (b) | Total (1 plus 3) | Total From Prior Year | Increase/ (Decrease) (5 minus 6) | |
| a. | Subject to contractual obligation for which liability is not shown | — | — | — | — | — | — | — |
| b. | Collateral held under security lending agreements | — | — | — | — | — | — | — |
| c. | Subject to repurchase agreements | — | — | — | — | — | — | — |
| d. | Subject to reverse repurchase agreements | — | — | — | — | — | — | — |
| e. | Subject to dollar repurchase agreements | — | — | — | — | — | — | — |
| f. | Subject to dollar reverse repurchase agreements | — | — | — | — | — | — | — |
| g. | Placed under option contracts | — | — | — | — | — | — | — |
| h. | Letter stock or securities restricted as to sale excluding FHLB capital stock | — | — | — | — | — | — | — |
| i. | FHLB capital stock | — | — | — | — | — | — | — |
| j. | On deposit with states | 4,426,733 | — | — | — | 4,426,733 | 4,426,230 | 503 |
| k. | On deposit with other regulatory bodies | — | — | — | — | — | — | — |
| l. | Pledged as collateral to FHLB (including assets backing funding agreements) | — | — | — | — | — | — | — |
| m. | Pledged as collateral not captured in other categories | — | — | — | — | — | — | — |
| n. | Other restricted assets | — | — | — | — | — | — | — |
| o. | Collateral assets received and on balance sheet | — | — | — | — | — | — | — |
| p. | Assets held under modco reinsurance agreements | — | — | — | — | — | — | — |
| q. | Assets held under funds withheld reinsurance agreements | — | — | — | — | — | — | — |
| r. | Total restricted assets (Sum of a through q) | 4,426,733 | — | — | — | 4,426,733 | 4,426,230 | 503 |

(a) Subset of Column 1

(b) Subset of Column 3

NOTES TO FINANCIAL STATEMENTS

| | | Current Year | | | | | | GI Ref |
|---------------------------|---|------------------------------|---------------------------------------|--|--|--|-----------------------------|-------------|
| | | | | Percentage | | | | |
| | | 8 | 9 | 10 | 11 | 12 | 13 | |
| Restricted Asset Category | | Total Nonadmitted Restricted | Total Admitted Restricted (5 minus 8) | Gross (Admitted & Nonadmitted) Restricted to Total Asset (c) | Admitted Restricted to Total Admitted Assets (d) | Amount Reported in General Interrogatories | Difference from Note and GI | |
| a. | Subject to contractual obligation for which liability is not shown | — | — | — | — | XXX | XXX | XXX |
| b. | Collateral held under security lending agreements | — | — | — | — | — | — | 25.04+25.05 |
| c. | Subject to repurchase agreements | — | — | — | — | — | — | 26.21 |
| d. | Subject to reverse repurchase agreements | — | — | — | — | — | — | 26.22 |
| e. | Subject to dollar repurchase agreements | — | — | — | — | — | — | 26.23 |
| f. | Subject to dollar reverse repurchase agreements | — | — | — | — | — | — | 26.24 |
| g. | Placed under option contracts | — | — | — | — | — | — | 26.25 |
| h. | Letter stock or securities restricted as to sale excluding FHLB capital stock | — | — | — | — | — | — | 26.26 |
| i. | FHLB capital stock | — | — | — | — | — | — | 26.27 |
| j. | On deposit with states | — | 4,426,733 | 5.82 % | 5.83 % | 4,426,733 | — | 26.28 |
| k. | On deposit with other regulatory bodies | — | — | — | — | — | — | 26.29 |
| l. | Pledged as collateral to FHLB (including assets backing funding agreements) | — | — | — | — | — | — | 26.31 |
| m. | Pledged as collateral not captured in other categories | — | — | — | — | — | — | 26.30 |
| n. | Other restricted assets | — | — | — | — | — | — | 26.32 |
| o. | Collateral assets received and on balance sheet | — | — | — | — | — | — | XXX |
| p. | Assets held under modco reinsurance agreements | — | — | — | — | — | — | XXX |
| q. | Assets held under funds withheld reinsurance agreements | — | — | — | — | — | — | XXX |
| r. | Total restricted assets (Sum of a through q) | — | 4,426,733 | 5.82 % | 5.83 % | 4,426,733 | — | XXX |

(c) Column 5 divided by Asset Page, Column 1, Line 28

(d) Column 9 divided by Asset Page, Column 3, Line 28

(2) Details of Assets Pledged as Collateral Not Captured in Other Categories

None.

(3) Detail of Other Restricted Assets

None.

(4) Collateral Received and Reflected as Assets Within the Reporting Entity's Financial Statements

None.

(5) Not applicable.

M. Working Capital Finance Investments

Not applicable.

NOTES TO FINANCIAL STATEMENTS

N. Offsetting and Netting of Assets and Liabilities

Not applicable.

O. 5GI Securities

None.

P. Short Sales

Not applicable.

Q. Prepayment Penalty and Acceleration Fees

None.

R. Reporting Entity's Share of Cash Pool by Asset Type

Not applicable.

S. Aggregate Collateral Loans by Qualifying Investment Collateral

None.

6. JOINT VENTURES, PARTNERSHIPS AND LIMITED LIABILITY COMPANIES

Not applicable.

7. INVESTMENT INCOME

A. Due and accrued income was excluded from surplus on the following basis:

Investment income due and accrued with amounts over 90 days past due is non-admitted.

B. The total amount excluded was none.

C. The gross, non-admitted and admitted amounts of interest due and accrued.

| Interest Income Due and Accrued | <u>Amount</u> |
|---------------------------------|---------------|
| 1 Gross | \$ 522,596 |
| 2 Non - Admitted | \$ — |
| 3 Admitted | \$ 522,596 |

D. The aggregate deferred interest.

| | Amount |
|-----------------------------|--------|
| Aggregate Deferred Interest | \$ — |

E. The cumulative amounts of paid-in-kind (PIK) interest included in the current principal balance.

| | Amount |
|--|--------|
| Cumulative amounts of PIK interest included in the current principal balance | \$ — |

8. DERIVATIVE INSTRUMENTS

A. Derivatives under SSAP No. 86—Derivatives

Not applicable.

B. Derivatives under SSAP No. 108—Derivative Hedging Variable Annuity Guarantees

Not applicable.

NOTES TO FINANCIAL STATEMENTS

9. INCOME TAXES

A. Deferred Tax Asset/(Liability)

No significant changes to disclose since the most recently filed annual statement.

B. Deferred Tax Liabilities Not Recognized

No significant changes to disclose since the most recently filed annual statement.

C. Current and Deferred Income Taxes

No significant changes to disclose since the most recently filed annual statement.

D. Reconciliation of Federal Income Tax Rate to Actual Effective Rate

No significant changes to disclose since the most recently filed annual statement.

E. Operating Loss and Tax Credit Carry forwards and Protective Tax Deposits

No significant changes to disclose since the most recently filed annual statement.

F. Consolidated Federal Income Tax Return

No significant changes to disclose since the most recently filed annual statement.

G. Federal or Foreign Federal Income Tax Loss Contingencies

No significant changes to disclose since the most recently filed annual statement.

H. Repatriation Transition Tax (RTT)

Not applicable.

I. Alternative Minimum Tax (AMT) Credit

Not applicable.

Other

The corporate alternative minimum tax (CAMT) applies to companies with average annual book income exceeding \$1 billion and assesses a 15% tax on financial statement income (adjusted for certain items) based on the applicable financial statement to the extent that amount exceeds the regular corporate tax. The Company is an applicable reporting entity in the current period. The Company is included in a federal consolidated tax return and has determined that it does not expect to be liable for CAMT.

10. INFORMATION CONCERNING PARENT, SUBSIDIARIES, AFFILIATES, AND OTHER RELATED PARTIES

A. Nature of Relationships

No significant changes to disclose since the most recently filed annual statement.

B. Significant Transactions and Changes in Terms of Intercompany Arrangements

No significant changes to disclose since the most recently filed annual statement.

C. Transactions with related parties who are not reported on Schedule Y

No significant changes to disclose since the most recently filed annual statement.

D. Amounts Due to or from Related Parties

No significant changes to disclose since the most recently filed annual statement.

NOTES TO FINANCIAL STATEMENTS

E. Management, Service Contracts, Cost Sharing Arrangements

No significant changes to disclose since the most recently filed annual statement.

F. Guarantees or Undertakings for Related Parties

No significant changes to disclose since the most recently filed annual statement.

G. Nature of Relationships that Could Affect Operations

No significant changes to disclose since the most recently filed annual statement.

H. Amount Deducted for Investment in Upstream Company

No significant changes to disclose since the most recently filed annual statement.

I. Detail of Investments in Affiliates Greater than 10% of Admitted Assets

No significant changes to disclose since the most recently filed annual statement.

J. Write downs for Impairment of Investments in Affiliates

No significant changes to disclose since the most recently filed annual statement.

K. Foreign Insurance Subsidiary Valued Using CARVM

No significant changes to disclose since the most recently filed annual statement.

L. Downstream Holding Company Valued Using Look-Through Method

No significant changes to disclose since the most recently filed annual statement.

M. All SCA Investments

Not applicable.

N. Investment in Insurance SCAs

Not applicable.

O. SCA or SSAP 48 Entity Loss Tracking

Not applicable.

11. DEBT

Not applicable.

12. RETIREMENT PLANS, DEFERRED COMPENSATION, POST EMPLOYMENT BENEFITS AND COMPENSATED ABSENCES AND OTHER POST RETIREMENT BENEFIT PLANS

Not applicable.

13. CAPITAL AND SURPLUS, DIVIDEND RESTRICTIONS AND QUASI-REORGANIZATIONS

No significant changes to disclose since the most recently filed annual statement.

14. LIABILITIES, CONTINGENCIES AND ASSESSMENTS

A. Contingent Commitments

No significant changes to disclose since the most recently filed annual statement.

B. Assessments

Not applicable.

NOTES TO FINANCIAL STATEMENTS

C. Gain Contingencies

Not applicable.

D. Claims Related Extra Contractual Obligation and Bad Faith Losses Stemming from Lawsuits

Not applicable.

E. Product Warranties

Not applicable.

F. Joint and Several Liabilities

Not applicable.

G. All Other Contingencies

Litigation

Certain of the Farmers' companies are defendants in certain lawsuits arising in the normal course of business, which are in various stages of development. Some of these matters seek punitive as well as compensatory damages. While it is not possible to predict the outcome of these matters with certainty, management believes that their ultimate disposition will not have a material effect on the Company's financial position or results of operations. In addition, certain of the Farmers' companies are, from time to time, involved as parties in various governmental and administrative proceedings.

Revolving Credit Facility Framework Agreement

The Company and certain of the Farmers' companies amended its Revolving Credit Facility Framework Agreement to reflect recently acquired affiliates. This agreement eliminates the need to maintain large cash balances or unnecessarily liquidating investments during the monthly reinsurance cash settlement process among participating affiliates. The revolving credit framework allows participating affiliates to make short term loans to each other to cover debt arising from the monthly reinsurance settlement process. The loans, executed on an as-needed basis, mature in ninety (90) days or in the aggregate the lesser of three percent (3%) of a Company's admitted assets or twenty five percent (25%) of a Company's surplus. Loans may be collateralized with a pledge of securities at lender's option, and in any event, must be collateralized if the loan crosses from one calendar year into the next calendar year such that the loan is secured and perfected as of December 31 of the year the loan was made. Parties to the agreement will renegotiate the terms of the agreement at least once every three (3) years. The agreement has been non-disapproved by the California Department of Insurance as well as by the regulators of the domiciliary states of FIE affiliates outside of California.

15. LEASES

A. Lessee Operating Leases

No significant changes to disclose since the most recently filed annual statement.

B. Lessor Leases

Not applicable.

16. INFORMATION ABOUT FINANCIAL INSTRUMENTS WITH OFF-BALANCE SHEET RISK AND FINANCIAL INSTRUMENTS WITH CONCENTRATIONS OF CREDIT RISK

Not applicable.

17. SALE, TRANSFER AND SERVICING OF FINANCIAL ASSETS AND EXTINGUISHMENTS OF LIABILITIES

A. Transfers of Receivables Reported as Sales

Not applicable.

B. Transfer and Servicing of Financial Asset

Not applicable.

NOTES TO FINANCIAL STATEMENTS

C. Wash Sales

The Company had no wash sale transactions in the periods presented that require disclosure.

18. GAIN OR LOSS TO THE REPORTING ENTITY FROM UNINSURED PLANS AND THE UNINSURED PORTION OF PARTIALLY INSURED PLANS

A. ASO Plans

Not applicable.

B. ASC Plans

Not applicable.

C. Medicare or Similarly Structured Cost Based Reimbursement Contract

Not applicable.

19. DIRECT PREMIUM WRITTEN/PRODUCED BY MANAGING GENERAL AGENTS/THIRD PARTY ADMINISTRATORS

Not applicable.

20. FAIR VALUE MEASUREMENTS

A. Inputs Used For Assets Measured At Fair Value

(1) Fair Value Measurements at Reporting Date

The Company has categorized its assets that are measured at fair value into the three-level fair value hierarchy as reflected in the table below.

Level 1 - are liquid investments traded in active markets and valued based on unadjusted quoted prices. Assets in this category are preferred and common stock securities.

Level 2 - The securities that fall into this category are bonds, preferred stocks, common stocks and call options which are not exchange traded. These securities are valued based upon models with observable inputs - for example market interest rates, credit spreads etc. They may have been determined by independent pricing services using observable inputs.

Level 3 - are investments valued based upon models with "significant" non-observable inputs (assumptions). Such assumptions can be about loss severities, prepayment speed, interest rate volatilities, earnings forecast, comparables sales etc.

| Description for each class of asset or liability | (Level 1) | (Level 2) | (Level 3) | Net Asset Value (NAV) | Total |
|--|-----------|-----------|-----------|--------------------------|-----------|
| a. Assets at Fair Value | | | | | |
| Bonds | | | | | |
| Issuer Credit Obligations | — | 96,518 | — | — | 96,518 |
| Asset-Backed Securities | — | — | — | — | — |
| Total Bonds | \$ — | \$ 96,518 | \$ — | \$ — | \$ 96,518 |
| Total Assets at Fair Value/NAV | \$ — | \$ 96,518 | \$ — | \$ — | \$ 96,518 |

(2) Fair Value Measurements in (Level 3) of the Fair Value Hierarchy

None.

NOTES TO FINANCIAL STATEMENTS

(3) Policy on Transfers In and Out of Level 3

At the end of each reporting period, the Company evaluates whether or not any event has occurred or circumstances have changed that would cause an investment to be transferred in or out of Level 3.

(4) Inputs and Techniques Used for Level 2 and Level 3 Fair Values

Bonds and/or Debt Securities are carried at fair value categorized as Level 2 were valued using a market approach. These valuations were determined to be Level 2 valuations as quoted market prices for similar instruments in an active market were utilized. This was accomplished by the use of matrix pricing. Matrix pricing takes quoted prices of bonds with similar features that are inputs into the analysis including duration, credit quality, tax status and call and sinking fund features.

Bonds and/or common stocks carried at fair value categorized as Level 3 were valued using unobservable inputs. These unobservable inputs reflect our own assumptions about the criteria that market participants would use in pricing these assets (including assumptions about risk). These assumptions were based on the best information available in the circumstances.

(5) Derivative Fair Values

None.

B. Other Fair Value Disclosures

None.

C. Fair Values for All Financial Instruments by Levels 1, 2 and 3

The table below reflects the fair values and admitted values of all admitted assets and liabilities that are financial instruments excluding those accounted for under the equity method (subsidiaries, joint ventures and ventures). The fair values are also categorized into the three-level fair value hierarchy as described above in Note 20A:

| Type of Financial Instrument | Aggregate Fair Value | Admitted Assets | Level 1 | Level 2 | Level 3 | Net Asset Value (NAV) | Not Practicable (Carrying Value) |
|---------------------------------------|-------------------------|--------------------|-----------|---------------|-----------|-----------------------------|---|
| Issuer Credit Obligations | \$ 51,728,156 | \$ 51,754,077 | \$ — | \$ 51,728,156 | \$ — | \$ — | \$ — |
| Asset-Backed Securities | 5,166,638 | 5,350,372 | — | 2,251,817 | 2,914,821 | — | — |
| Cash, Cash Equivalents and Short-Term | 3,066,391 | 3,066,391 | 3,066,391 | — | — | — | — |

D. Not Practicable to Estimate Fair Value

None.

E. Investments Measured at Net Asset Value (“NAV”)

None.

21. OTHER ITEMS

A. Unusual or Infrequent Items

None.

B. Troubled Debt Restructuring: Debtors

Not applicable.

C. Other Disclosures

No significant changes to disclose since the most recently filed annual statement.

D. Business Interruption Insurance Recoveries

Not applicable.

NOTES TO FINANCIAL STATEMENTS

E. State and Federal Tax Credits

Not applicable.

F. Subprime Mortgage Related Risk Exposure

None.

G. Insurance-Linked Securities (ILS) Contracts

Not applicable.

H. The Amount That Could Be Realized on Life Insurance Where the Reporting Entity is Owner and or Has Otherwise Obtained Rights to Control the Policy

No significant changes to disclose since the most recently filed annual statement.

22. EVENTS SUBSEQUENT

Subsequent events have been considered through May 11, 2026 for these statutory financial statements, which were issued on May 15, 2026. There were no material events occurring subsequent to the end of the quarter that required recognition or disclosure in the financial statements.

23. REINSURANCE

A. Unsecured Reinsurance Recoverables

No significant changes to disclose since the most recently filed annual statement.

B. Reinsurance Recoverable in Dispute

Not applicable.

C. Reinsurance Assumed and Ceded

(1) No significant changes to disclose since the most recently filed annual statement.

(2) Not applicable.

(3) Not applicable.

D. Uncollectible Reinsurance

Not applicable.

E. Commutation of Ceded Reinsurance

Not applicable.

F. Retroactive Reinsurance

Not applicable.

G. Reinsurance Accounted for as a Deposit

Not applicable.

H. Disclosures for the Transfer of Property and Casualty Run-off Agreements

Not applicable.

I. Certified Reinsurer Rating Downgraded or Status Subject to Revocation

Not applicable.

NOTES TO FINANCIAL STATEMENTS

J. Reinsurance Agreements Qualifying for Reinsurer Aggregation

Not applicable.

K. Reinsurance Credit

Not applicable.

24. RETROSPECTIVELY RATED CONTRACTS AND CONTRACTS SUBJECT TO REDETERMINATION

Not applicable.

25. CHANGE IN INCURRED LOSSES AND LOSS ADJUSTMENT EXPENSES

None.

26. INTERCOMPANY POOLING ARRANGEMENTS

No significant changes to disclose since the most recently filed annual statement.

27. STRUCTURED SETTLEMENTS

Not applicable.

28. HEALTH CARE RECEIVABLES

Not applicable.

29. PARTICIPATING POLICIES

Not applicable.

30. PREMIUM DEFICIENCY RESERVES

No significant changes to disclose since the most recently filed annual statement.

31. HIGH DEDUCTIBLES

Not applicable.

32. DISCOUNTING OF LIABILITIES FOR UNPAID LOSSES OR UNPAID LOSS ADJUSTMENT EXPENSES

Not applicable.

33. ASBESTOS/ENVIRONMENTAL RESERVES

Not applicable.

34. SUBSCRIBER SAVINGS ACCOUNTS

Not applicable.

35. MULTIPLE PERIL CROP INSURANCE

Not applicable.

36. FINANCIAL GUARANTY INSURANCE

Not applicable.

GENERAL INTERROGATORIES

PART 1 - COMMON INTERROGATORIES

GENERAL

- 1.1 Did the reporting entity experience any material transactions requiring the filing of Disclosure of Material Transactions with the State of Domicile, as required by the Model Act? Yes [] No [X]
- 1.2 If yes, has the report been filed with the domiciliary state? Yes [] No []
- 2.1 Has any change been made during the year of this statement in the charter, by-laws, articles of incorporation, or deed of settlement of the reporting entity? Yes [] No [X]
- 2.2 If yes, date of change:
- 3.1 Is the reporting entity a member of an Insurance Holding Company System consisting of two or more affiliated persons, one or more of which is an insurer? Yes [X] No []
If yes, complete Schedule Y, Parts 1 and 1A.
- 3.2 Have there been any substantial changes in the organizational chart since the prior quarter end? Yes [] No [X]
- 3.3 If the response to 3.2 is yes, provide a brief description of those changes.
.....
- 3.4 Is the reporting entity publicly traded or a member of a publicly traded group? Yes [] No [X]
- 3.5 If the response to 3.4 is yes, provide the CIK (Central Index Key) code issued by the SEC for the entity/group.
- 4.1 Has the reporting entity been a party to a merger or consolidation during the period covered by this statement? Yes [] No [X]
- 4.2 If yes, provide the name of the entity, NAIC Company Code, and state of domicile (use two letter state abbreviation) for any entity that has ceased to exist as a result of the merger or consolidation.

| 1 | 2 | 3 |
|----------------|-------------------|-------------------|
| Name of Entity | NAIC Company Code | State of Domicile |
| | | |

5. If the reporting entity is subject to a management agreement, including third-party administrator(s), managing general agent(s), attorney-in-fact, or similar agreement, have there been any significant changes regarding the terms of the agreement or principals involved? Yes [] No [X] N/A []
If yes, attach an explanation.
.....
- 6.1 State as of what date the latest financial examination of the reporting entity was made or is being made. 12/31/2025
- 6.2 State the as of date that the latest financial examination report became available from either the state of domicile or the reporting entity. This date should be the date of the examined balance sheet and not the date the report was completed or released. 12/31/2021
- 6.3 State as of what date the latest financial examination report became available to other states or the public from either the state of domicile or the reporting entity. This is the release date or completion date of the examination report and not the date of the examination (balance sheet date). 10/30/2023
- 6.4 By what department or departments?
Rhode Island Insurance Division/ Department of Business Regulation
- 6.5 Have all financial statement adjustments within the latest financial examination report been accounted for in a subsequent financial statement filed with Departments? Yes [] No [] N/A [X]
- 6.6 Have all of the recommendations within the latest financial examination report been complied with? Yes [X] No [] N/A []
- 7.1 Has this reporting entity had any Certificates of Authority, licenses or registrations (including corporate registration, if applicable) suspended or revoked by any governmental entity during the reporting period? Yes [] No [X]
- 7.2 If yes, give full information:
.....
- 8.1 Is the company a subsidiary of a bank holding company regulated by the Federal Reserve Board? Yes [] No [X]
- 8.2 If response to 8.1 is yes, please identify the name of the bank holding company.
.....
- 8.3 Is the company affiliated with one or more banks, thrifts or securities firms? Yes [X] No []
- 8.4 If response to 8.3 is yes, please provide below the names and location (city and state of the main office) of any affiliates regulated by a federal regulatory services agency [i.e. the Federal Reserve Board (FRB), the Office of the Comptroller of the Currency (OCC), the Federal Deposit Insurance Corporation (FDIC) and the Securities Exchange Commission (SEC)] and identify the affiliate's primary federal regulator.

| 1 | 2 | 3 | 4 | 5 | 6 |
|--|------------------------------------|-------|-------|-------|-----------|
| Affiliate Name | Location (City, State) | FRB | OCC | FDIC | SEC |
| BFP Securities, LLC | St. Louis, Missouri | | | | ...YES... |
| Farmers Financial Solutions, LLC | Westlake Village, California | | | | ...YES... |

STATEMENT AS OF MARCH 31, 2026 OF THE FARMERS DIRECT PROPERTY AND CASUALTY INSURANCE COMPANY

GENERAL INTERROGATORIES

- 9.1 Are the senior officers (principal executive officer, principal financial officer, principal accounting officer or controller, or persons performing similar functions) of the reporting entity subject to a code of ethics, which includes the following standards? Yes No
 - (a) Honest and ethical conduct, including the ethical handling of actual or apparent conflicts of interest between personal and professional relationships;
 - (b) Full, fair, accurate, timely and understandable disclosure in the periodic reports required to be filed by the reporting entity;
 - (c) Compliance with applicable governmental laws, rules and regulations;
 - (d) The prompt internal reporting of violations to an appropriate person or persons identified in the code; and
 - (e) Accountability for adherence to the code.
- 9.11 If the response to 9.1 is no, please explain:
.....
- 9.2 Has the code of ethics for senior managers been amended? Yes No
- 9.21 If the response to 9.2 is yes, provide information related to amendment(s).
Corrected embedded broken links and punctuation, updated the Table of Contents, and changed "Corporate Compliance" to "FGI Compliance" throughout.
- 9.3 Have any provisions of the code of ethics been waived for any of the specified officers? Yes No
- 9.31 If the response to 9.3 is yes, provide the nature of any waiver(s).
.....

FINANCIAL

- 10.1 Does the reporting entity report any amounts due from parent, subsidiaries or affiliates on Page 2 of this statement? Yes No
- 10.2 If yes, indicate any amounts receivable from parent included in the Page 2 amount: \$ 1,504,143

INVESTMENT

- 11.1 Were any of the stocks, bonds, or other assets of the reporting entity loaned, placed under option agreement, or otherwise made available for use by another person? (Exclude securities under securities lending agreements.) Yes No
 - 11.2 If yes, give full and complete information relating thereto:
.....
 - 12. Amount of real estate and mortgages held in other invested assets in Schedule BA: \$
 - 13.1 Does the reporting entity have any investments in parent, subsidiaries and affiliates? Yes No
 - 13.2 If yes, please complete the following:
- | | 1
Prior Year-End
Book/Adjusted
Carrying Value | 2
Current Quarter
Book/Adjusted
Carrying Value |
|---|--|---|
| 13.21 Bonds | \$ | \$ |
| 13.22 Preferred Stock | \$ | \$ |
| 13.23 Common Stock | \$ | \$ |
| 13.24 Short-Term Investments | \$ | \$ |
| 13.25 Mortgage Loans on Real Estate | \$ | \$ |
| 13.26 All Other | \$ | \$ |
| 13.27 Total Investment in Parent, Subsidiaries and Affiliates (Subtotal Lines 13.21 to 13.26) | \$ | \$ |
| 13.28 Total Investment in Parent included in Lines 13.21 to 13.26 above | \$ | \$ |
- 14.1 Has the reporting entity entered into any hedging transactions reported on Schedule DB? Yes No
 - 14.2 If yes, has a comprehensive description of the hedging program been made available to the domiciliary state? Yes No N/A
If no, attach a description with this statement.
.....
 - 15. For the reporting entity's security lending program, state the amount of the following as of the current statement date:
 - 15.1 Total fair value of reinvested collateral assets reported on Schedule DL, Parts 1 and 2 \$
 - 15.2 Total book/adjusted carrying value of reinvested collateral assets reported on Schedule DL, Parts 1 and 2 \$
 - 15.3 Total payable for securities lending reported on the liability page. \$

STATEMENT AS OF MARCH 31, 2026 OF THE FARMERS DIRECT PROPERTY AND CASUALTY INSURANCE COMPANY

GENERAL INTERROGATORIES

16. Excluding items in Schedule E - Part 3 - Special Deposits, real estate, mortgage loans and investments held physically in the reporting entity's offices, vaults or safety deposit boxes, were all stocks, bonds and other securities, owned throughout the current year held pursuant to a custodial agreement with a qualified bank or trust company in accordance with Section 1, III - General Examination Considerations, F. Outsourcing of Critical Functions, Custodial or Safekeeping Agreements of the NAIC Financial Condition Examiners Handbook? Yes No
- 16.1 For all agreements that comply with the requirements of the NAIC Financial Condition Examiners Handbook, complete the following:

| 1 Name of Custodian(s) | 2 Custodian Address |
|---------------------------------|---|
| JP Morgan Chase Bank, N.A. | 383 Madison Ave, New York, NY 10179 |

- 16.2 For all agreements that do not comply with the requirements of the NAIC Financial Condition Examiners Handbook, provide the name, location and a complete explanation:

| 1 Name(s) | 2 Location(s) | 3 Complete Explanation(s) |
|--------------|------------------|------------------------------|
| | | |

- 16.3 Have there been any changes, including name changes, in the custodian(s) identified in 16.1 during the current quarter? Yes No

- 16.4 If yes, give full information relating thereto:

| 1 Old Custodian | 2 New Custodian | 3 Date of Change | 4 Reason |
|--------------------|--------------------|---------------------|-------------|
| | | | |

- 16.5 Investment management – Identify all investment advisors, investment managers, broker/dealers, including individuals that have the authority to make investment decisions on behalf of the reporting entity. This includes both primary and sub-advisors. For assets that are managed internally by employees of the reporting entity, note as such. ["...that have access to the investment accounts"; "...handle securities"]

| 1 Name of Firm or Individual | 2 Affiliation |
|--|------------------|
| MetLife Investment Management, LLC | U..... |
| Farmers Insurance Exchange | A..... |

- 16.5097 For those firms/individuals listed in the table for Question 16.5, do any firms/individuals unaffiliated with the reporting entity (i.e. designated with a "U") manage more than 10% of the reporting entity's invested assets?..... Yes No N/A

- 16.5098 For firms/individuals unaffiliated with the reporting entity (i.e. designated with a "U") listed in the table for Question 16.5, does the total assets under management aggregate to more than 50% of the reporting entity's invested assets?..... Yes No N/A

- 16.6 For those firms or individuals listed in the table for 16.5 with an affiliation code of "A" (affiliated) or "U" (unaffiliated), provide the information for the table below.

| 1 Central Registration Depository Number | 2 Name of Firm or Individual | 3 Registered With | 4 Investment Management Agreement (IMA) Filed |
|---|--|---|--|
| 142463 | MetLife Investment Management, LLC | U.S. Securities and Exchange Commission | NO..... |
| | Farmers Insurance Exchange | N/A | NO..... |

- 17.1 Have all the filing requirements of the Purposes and Procedures Manual of the NAIC Investment Analysis Office been followed? Yes No

- 17.2 If no, list exceptions:
.....

18. By self-designating 5GI securities, the reporting entity is certifying the following elements for each self-designated 5GI security:
 a. Documentation necessary to permit a full credit analysis of the security does not exist or an NAIC CRP credit rating for an FE or PL security is not available.
 b. Issuer or obligor is current on all contracted interest and principal payments.
 c. The insurer has an actual expectation of ultimate payment of all contracted interest and principal.

- Has the reporting entity self-designated 5GI securities? Yes No

STATEMENT AS OF MARCH 31, 2026 OF THE FARMERS DIRECT PROPERTY AND CASUALTY INSURANCE COMPANY

GENERAL INTERROGATORIES

19. By self-designating PLGI securities, the reporting entity is certifying its compliance with the requirements as specified in the Purposes and Procedures Manual of the NAIC Investment Analysis Office (P&P Manual) for private letter rating (PLR) securities and the following elements of each self-designated PLGI security:
- a. The security was either:
 - i. issued prior to January 1, 2018 (which is exempt from PLR filing requirements pursuant to the P&P Manual), or
 - ii. issued from January 1, 2018 to December 31, 2021 and subject to a confidentiality agreement executed prior to January 1, 2022 which confidentiality agreement remains in force, for which an insurance company cannot provide a copy of a private letter rating rationale report to the SVO due to confidentiality or other contractual reasons ("waived submission PLR securities").
 - b. The reporting entity is holding capital commensurate with the NAIC Designation and NAIC Designation Category reported for the security.
 - c. The NAIC Designation and NAIC Designation Category were derived from the credit rating assigned by an NAIC CRP in its legal capacity as a NRSRO which is shown on a current private letter rating, dated during the financial statement year, held by the insurer and available for examination by state insurance regulators.
 - d. Other than for waived submission PLR securities, defined above, on or after January 1, 2024 for any PLR securities issued on or after January 1, 2022, if the reporting entity is not permitted to share this private credit rating or the private rating letter rationale report of the PL security with the SVO, it certifies that it is reporting it as an NAIC 5.B GI and may not assign any other self-designation.
- Has the reporting entity self-designated PLGI to securities, all of which meet the above requirement and as specified in the P&P Manual? Yes [] No [X]
20. By assigning FE to a Schedule BA non-registered private fund, the reporting entity is certifying the following elements of each self-designated FE fund:
- a. The shares were purchased prior to January 1, 2019.
 - b. The reporting entity is holding capital commensurate with the NAIC Designation reported for the security.
 - c. The security had a public credit rating(s) with annual surveillance assigned by an NAIC CRP in its legal capacity as an NRSRO prior to January 1, 2019.
 - d. The fund only or predominantly holds bonds in its portfolio.
 - e. The current reported NAIC Designation was derived from the public credit rating(s) with annual surveillance assigned by an NAIC CRP in its legal capacity as an NRSRO.
 - f. The public credit rating(s) with annual surveillance assigned by an NAIC CRP has not lapsed.
- Has the reporting entity assigned FE to Schedule BA non-registered private funds that complied with the above criteria? Yes [] No [X]

GENERAL INTERROGATORIES

PART 2 - PROPERTY & CASUALTY INTERROGATORIES

1. If the reporting entity is a member of a pooling arrangement, did the agreement or the reporting entity's participation change? Yes [] No [] N/A [X]
 If yes, attach an explanation.

2. Has the reporting entity reinsured any risk with any other reporting entity and agreed to release such entity from liability, in whole or in part, from any loss that may occur on the risk, or portion thereof, reinsured? Yes [] No [X]
 If yes, attach an explanation.

- 3.1 Have any of the reporting entity's primary reinsurance contracts been canceled? Yes [] No [X]
- 3.2 If yes, give full and complete information thereto.

- 4.1 Are any of the liabilities for unpaid losses and loss adjustment expenses other than certain workers' compensation tabular reserves (see Annual Statement Instructions pertaining to disclosure of discounting for definition of "tabular reserves") discounted at a rate of interest greater than zero? Yes [] No [X]

4.2 If yes, complete the following schedule:

| | | | TOTAL DISCOUNT | | | | DISCOUNT TAKEN DURING PERIOD | | | |
|------------------|------------------|---------------|----------------|------------|------|-------|------------------------------|------------|------|-------|
| 1 | 2 | 3 | 4 | 5 | 6 | 7 | 8 | 9 | 10 | 11 |
| Line of Business | Maximum Interest | Discount Rate | Unpaid Losses | Unpaid LAE | IBNR | TOTAL | Unpaid Losses | Unpaid LAE | IBNR | TOTAL |
| TOTAL | | | | | | | | | | |

5. Operating Percentages:
- 5.1 A&H loss percent %
- 5.2 A&H cost containment percent %
- 5.3 A&H expense percent excluding cost containment expenses %
- 6.1 Do you act as a custodian for health savings accounts? Yes [] No [X]
- 6.2 If yes, please provide the amount of custodial funds held as of the reporting date \$.....
- 6.3 Do you act as an administrator for health savings accounts? Yes [] No [X]
- 6.4 If yes, please provide the balance of the funds administered as of the reporting date \$.....
7. Is the reporting entity licensed or chartered, registered, qualified, eligible or writing business in at least two states? Yes [X] No []
- 7.1 If no, does the reporting entity assume reinsurance business that covers risks residing in at least one state other than the state of domicile of the reporting entity? Yes [] No []

SCHEDULE F - CEDED REINSURANCE

Showing All New Reinsurers - Current Year to Date

| 1 NAIC Company Code | 2 ID Number | 3 Name of Reinsurer | 4 Domiciliary Jurisdiction | 5 Type of Reinsurer | 6 Certified Reinsurer Rating (1 through 6) | 7 Effective Date of Certified Reinsurer Rating |
|---------------------------|-------------------|------------------------|----------------------------------|------------------------|---|--|
| NONE | | | | | | |

STATEMENT AS OF MARCH 31, 2026 OF THE FARMERS DIRECT PROPERTY AND CASUALTY INSURANCE COMPANY

SCHEDULE T - EXHIBIT OF PREMIUMS WRITTEN

Current Year to Date - Allocated by States and Territories

| States, etc. | 1 Active Status (a) | Direct Premiums Written | | Direct Losses Paid (Deducting Salvage) | | Direct Losses Unpaid | | |
|--|------------------------|---------------------------|-------------------------|--|-------------------------|---------------------------|-------------------------|-------------|
| | | 2 Current Year To Date | 3 Prior Year To Date | 4 Current Year To Date | 5 Prior Year To Date | 6 Current Year To Date | 7 Prior Year To Date | |
| 1. Alabama | AL | L | 3,320,635 | 933,075 | 760,628 | 272,135 | 1,303,875 | 710,513 |
| 2. Alaska | AK | L | | | | | | |
| 3. Arizona | AZ | L | 21,880 | 23,374 | | 71,000 | 128,302 | 103,826 |
| 4. Arkansas | AR | L | | | | | 966 | 23,559 |
| 5. California | CA | N | | | | | | |
| 6. Colorado | CO | L | 872,989 | 1,051,985 | 112,885 | 479,325 | 689,138 | 920,813 |
| 7. Connecticut | CT | L | 5,422,054 | 6,169,621 | 2,950,701 | 3,757,302 | 14,739,092 | 13,985,854 |
| 8. Delaware | DE | L | | | | | 64 | 123 |
| 9. District of Columbia | DC | L | | | | | | |
| 10. Florida | FL | L | | | | | | |
| 11. Georgia | GA | L | 40,977 | 48,444 | 1,516 | 845 | 81,563 | 45,580 |
| 12. Hawaii | HI | L | | | | | | |
| 13. Idaho | ID | L | 1,090,508 | 1,023,634 | 231,953 | 300,560 | 339,149 | 711,295 |
| 14. Illinois | IL | L | 15,011,950 | 8,597,548 | 6,172,935 | 3,665,198 | 19,527,036 | 10,433,733 |
| 15. Indiana | IN | L | 2,547,602 | 3,134,965 | 1,043,910 | 1,041,527 | 4,252,181 | 4,939,475 |
| 16. Iowa | IA | L | 2,449,214 | 169,610 | 783,751 | 4,412 | 1,461,803 | 95,746 |
| 17. Kansas | KS | L | 20,080 | | | | 20,863 | |
| 18. Kentucky | KY | L | 2,785,299 | 3,443,081 | 1,879,492 | 1,680,343 | 5,446,933 | 6,461,885 |
| 19. Louisiana | LA | L | 2,829 | 3,493 | 934 | 11,195 | 7,839 | 62,524 |
| 20. Maine | ME | L | 2,383,248 | 1,723,299 | 1,387,201 | 1,106,518 | 2,463,101 | 1,789,504 |
| 21. Maryland | MD | L | 409,331 | 500,972 | 120,209 | 206,279 | 458,750 | 484,044 |
| 22. Massachusetts | MA | N | | | | | | |
| 23. Michigan | MI | L | 302,351 | 393,729 | 283,825 | 619,213 | 6,501,636 | 8,161,204 |
| 24. Minnesota | MN | N | | | | | | |
| 25. Mississippi | MS | L | 909,709 | 2,430,707 | 1,044,909 | 1,022,232 | 3,885,870 | 4,209,614 |
| 26. Missouri | MO | L | 29,534 | 32,432 | 28,233 | 5,779 | 38,816 | 42,758 |
| 27. Montana | MT | L | 925,001 | 961,481 | 706,234 | 353,750 | 1,505,422 | 1,211,704 |
| 28. Nebraska | NE | L | 174,110 | 195,872 | 70 | 157,475 | 364,874 | 503,129 |
| 29. Nevada | NV | L | (8,370) | (225) | | | 878 | 564 |
| 30. New Hampshire | NH | L | 5,274,013 | 3,157,133 | 3,010,722 | 1,651,652 | 4,909,719 | 2,297,561 |
| 31. New Jersey | NJ | L | 2,264,059 | 2,287,690 | 1,126,519 | 2,172,020 | 6,536,296 | 9,680,627 |
| 32. New Mexico | NM | L | 715,205 | 957,815 | 490,834 | 275,631 | 2,347,378 | 2,510,006 |
| 33. New York | NY | L | | | | | | |
| 34. North Carolina | NC | L | 1,422,671 | 1,531,435 | 713,088 | 891,856 | 2,313,803 | 2,750,418 |
| 35. North Dakota | ND | L | | | | | 21 | 37 |
| 36. Ohio | OH | L | 7,653 | 6,397 | | 4,307 | 4,904 | 3,768 |
| 37. Oklahoma | OK | L | | | | | 2,063 | 2,054 |
| 38. Oregon | OR | L | 2,817,876 | 3,318,509 | 1,481,360 | 1,689,101 | 5,223,917 | 5,848,434 |
| 39. Pennsylvania | PA | L | 2,388,933 | 2,437,099 | 1,134,278 | 1,282,145 | 4,633,817 | 4,054,900 |
| 40. Rhode Island | RI | L | | | | | | |
| 41. South Carolina | SC | L | 2,952,583 | 3,892,242 | 2,003,564 | 1,731,360 | 7,407,656 | 8,614,978 |
| 42. South Dakota | SD | L | | | | | 395 | 318 |
| 43. Tennessee | TN | L | | | | | 2,587 | 1,966 |
| 44. Texas | TX | L | 301,451 | 366,574 | 83,687 | 178,695 | 577,351 | 518,724 |
| 45. Utah | UT | L | 32,244 | | | | 9,752 | 8,011 |
| 46. Vermont | VT | N | | | | | | |
| 47. Virginia | VA | L | 3,345,028 | 4,154,475 | 1,506,863 | 1,900,543 | 7,019,576 | 7,353,310 |
| 48. Washington | WA | L | | | | | | |
| 49. West Virginia | WV | L | 629,624 | 771,133 | 550,739 | 287,097 | 1,018,608 | 866,789 |
| 50. Wisconsin | WI | L | 558,691 | 675,587 | 49,650 | 127,451 | 934,100 | 863,310 |
| 51. Wyoming | WY | N | | | | | | |
| 52. American Samoa | AS | N | | | | | | |
| 53. Guam | GU | N | | | | | | |
| 54. Puerto Rico | PR | N | | | | | | |
| 55. U.S. Virgin Islands | VI | N | | | | | | |
| 56. Northern Mariana Islands | MP | N | | | | | | |
| 57. Canada | CAN | N | | | | | | |
| 58. Aggregate other alien | OT | XXX | | | | | | |
| 59. Totals | XXX | | 61,420,962 | 54,393,186 | 29,660,693 | 26,946,946 | 106,160,092 | 100,272,658 |
| DETAILS OF WRITE-INS | | | | | | | | |
| 58001. | XXX | | | | | | | |
| 58002. | XXX | | | | | | | |
| 58003. | XXX | | | | | | | |
| 58998. Summary of remaining write-ins for Line 58 from overflow page | XXX | | | | | | | |
| 58999. Totals (Lines 58001 through 58003 plus 58998)(Line 58 above) | XXX | | | | | | | |

(a) Active Status Counts:

- | | | | |
|--|----|--|----|
| 1. L - Licensed or Chartered - Licensed insurance carrier or domiciled RRG..... | 46 | 4. Q - Qualified - Qualified or accredited reinsurer..... | |
| 2. R - Registered - Non-domiciled RRGs..... | | 5. D - Domestic Surplus Lines Insurer (DSL) - Reporting entities authorized to write surplus lines in the state of domicile..... | |
| 3. E - Eligible - Reporting entities eligible or approved to write surplus lines in the state (other than their state of domicile - see DSLI)..... | | 6. N - None of the above - Not allowed to write business in the state..... | 11 |

SCHEDULE Y - INFORMATION CONCERNING ACTIVITIES OF INSURER
MEMBERS OF FARMERS INSURANCE GROUP
PART 1 - ORGANIZATIONAL CHART

| Company | FEIN | NAIC | Domiciled | Ownership | % |
|--|------------|-------|-----------|---|-----------|
| 11930 Narcoossee Road, LLC | 82-3606914 | N/A | DE | Mid-Century Insurance Company | 100.00000 |
| 12225 NE 60th Way, LLC | 86-3957205 | N/A | DE | Truck Insurance Exchange | 100.00000 |
| 17885 Von Karman, LLC | 47-3820947 | N/A | CA | Farmers Insurance Exchange | 100.00000 |
| 201 Railroad Ave., LLC | 82-2860816 | N/A | DE | Farmers Insurance Exchange | 100.00000 |
| 21st Century Casualty Company | 95-4136306 | 36404 | CA | 21st Century Insurance Group | 100.00000 |
| 21st Century Centennial Insurance Company | 23-2044095 | 34789 | PA | Mid-Century Insurance Company | 100.00000 |
| 21st Century Insurance Company | 95-2565072 | 12963 | CA | 21st Century Insurance Group | 100.00000 |
| 21st Century Insurance Group | 95-1935264 | N/A | DE | Mid-Century Insurance Company | 100.00000 |
| 21st Century North America Insurance Company | 13-3333609 | 32220 | NY | Mid-Century Insurance Company | 100.00000 |
| 21st Century Pinnacle Insurance Company | 13-3922232 | 10710 | NJ | 21st Century North America Insurance Company | 100.00000 |
| 21st Century Premier Insurance Company | 22-1721971 | 20796 | PA | 21st Century Centennial Insurance Company | 100.00000 |
| 2475 Mill Center Parkway, LLC | 92-1475501 | N/A | DE | Farmers Insurance Exchange | 100.00000 |
| 280 Riverside Parkway, LLC | 92-1508649 | N/A | DE | Farmers Insurance Exchange | 100.00000 |
| 3049 East Washburn Road, LLC | 88-4349711 | N/A | DE | Farmers Insurance Exchange | 100.00000 |
| 3195 East Washburn Road, LLC | 92-1207495 | N/A | DE | Farmers Insurance Exchange | 100.00000 |
| 3330 Oak Grove Avenue, LLC | 39-4069521 | N/A | DE | Mid-Century Insurance Company | 100.00000 |
| 384 Santa Trinita Ave LLC | 81-0741455 | N/A | DE | Fire Insurance Exchange | 100.00000 |
| 4345 Hamilton Mill Road, LLC | 92-1554532 | N/A | DE | Farmers Insurance Exchange | 100.00000 |
| 475 Riverside Parkway, LLC | 92-1590378 | N/A | DE | Mid-Century Insurance Company | 100.00000 |
| 47548 Kato Road, LLC | 39-4408102 | N/A | DE | Farmers Insurance Exchange | 100.00000 |
| 6671-6675 North Macarthur Blvd, LLC | 82-4386531 | N/A | DE | Mid-Century Insurance Company | 100.00000 |
| American Federation Insurance Company | 86-0812982 | 10245 | TX | 21st Century Insurance Group | 100.00000 |
| American Pacific Insurance Company, Inc. | 13-3953213 | 10805 | HI | Farmers Insurance Hawaii, Inc. | 100.00000 |
| Bristol West Casualty Insurance Company | 34-1893500 | 11034 | OH | Coast National Insurance Company | 100.00000 |
| Bristol West Holdings, Inc. | 13-3994449 | N/A | DE | Farmers Insurance Exchange | 42.00000 |
| Bristol West Holdings, Inc. | 13-3994449 | N/A | DE | Fire Insurance Exchange | 3.75000 |
| Bristol West Holdings, Inc. | 13-3994449 | N/A | DE | Truck Insurance Exchange | 6.75000 |
| Bristol West Holdings, Inc. | 13-3994449 | N/A | DE | Mid-Century Insurance Company | 47.50000 |
| Bristol West Insurance Company | 38-1865162 | 19658 | OH | Coast National Insurance Company | 100.00000 |
| Bristol West Insurance Services of California, Inc. | 65-0880876 | N/A | CA | Bristol West Holdings, Inc. | 100.00000 |
| Bristol West Insurance Services, Inc. of Florida | 65-0616769 | N/A | FL | Bristol West Holdings, Inc. | 100.00000 |
| Bristol West Preferred Insurance Company | 86-1174452 | 12774 | MI | Bristol West Holdings, Inc. | 100.00000 |
| BW GP, LLC | 65-1142050 | N/A | DE | Bristol West Holdings, Inc. | 100.00000 |
| BWIS of Nevada, Inc. | 65-0919338 | N/A | NV | Bristol West Holdings, Inc. | 100.00000 |
| Civic Property and Casualty Company | 95-4528269 | 10315 | CA | Fire Insurance Exchange | 80.00000 |
| Civic Property and Casualty Company | 95-4528269 | 10315 | CA | Truck Insurance Exchange | 20.00000 |
| Coast National General Agency, Inc. | 76-0543593 | N/A | TX | Bristol West Holdings, Inc. | 100.00000 |
| Coast National Holding Company | 33-0246699 | N/A | CA | Bristol West Holdings, Inc. | 100.00000 |
| Coast National Insurance Company | 33-0246701 | 25089 | CA | Coast National Holding Company | 100.00000 |
| Economy Fire & Casualty Company | 36-1022580 | 22926 | IL | Farmers Property and Casualty Insurance Company | 100.00000 |
| Economy Preferred Insurance Company | 36-3027848 | 38067 | IL | Economy Fire & Casualty Company | 100.00000 |
| Economy Premier Assurance Company | 36-3105737 | 40649 | IL | Economy Fire & Casualty Company | 100.00000 |
| Exact Property and Casualty Company | 95-4528266 | 10318 | CA | Fire Insurance Exchange | 80.00000 |
| Exact Property and Casualty Company | 95-4528266 | 10318 | CA | Truck Insurance Exchange | 20.00000 |
| Farmers Asset Management, LLC | 33-4754819 | N/A | NV | FFS Holding, LLC | 100.00000 |
| Farmers Casualty Insurance Company | 05-0393243 | 40169 | RI | Farmers Property and Casualty Insurance Company | 100.00000 |
| Farmers Direct Property and Casualty Insurance Company | 23-1903575 | 25321 | RI | Farmers Property and Casualty Insurance Company | 100.00000 |
| Farmers Financial Solutions, LLC | 77-0530616 | N/A | NV | FFS Holding, LLC | 100.00000 |
| Farmers Group Property and Casualty Insurance Company | 13-2915260 | 34339 | RI | Farmers Property and Casualty Insurance Company | 100.00000 |
| Farmers Insurance Company of Arizona | 95-2626387 | 21598 | AZ | Farmers Insurance Exchange | 70.00000 |
| Farmers Insurance Company of Arizona | 95-2626387 | 21598 | AZ | Truck Insurance Exchange | 20.00000 |
| Farmers Insurance Company of Arizona | 95-2626387 | 21598 | AZ | Fire Insurance Exchange | 10.00000 |
| Farmers Insurance Company of Idaho | 95-2626385 | 21601 | ID | Farmers Insurance Exchange | 80.00000 |
| Farmers Insurance Company of Idaho | 95-2626385 | 21601 | ID | Fire Insurance Exchange | 6.70000 |
| Farmers Insurance Company of Idaho | 95-2626385 | 21601 | ID | Truck Insurance Exchange | 13.30000 |
| Farmers Insurance Company of Oregon | 95-2655893 | 21636 | OR | Farmers Insurance Exchange | 80.00000 |
| Farmers Insurance Company of Oregon | 95-2655893 | 21636 | OR | Truck Insurance Exchange | 20.00000 |
| Farmers Insurance Company of Washington | 95-2655894 | 21644 | WA | Fire Insurance Exchange | 80.00000 |
| Farmers Insurance Company of Washington | 95-2655894 | 21644 | WA | Truck Insurance Exchange | 20.00000 |
| Farmers Insurance Company, Inc. | 48-0609012 | 21628 | KS | Farmers Insurance Exchange | 90.00000 |
| Farmers Insurance Company, Inc. | 48-0609012 | 21628 | KS | Fire Insurance Exchange | 10.00000 |
| Farmers Insurance Exchange | 95-2575893 | 21652 | CA | Interinsurance Exchange (See Note 1) | |
| Farmers Insurance Hawaii, Inc. | 22-2640040 | 28487 | HI | Mid-Century Insurance Company | 100.00000 |
| Farmers Insurance of Columbus, Inc. | 31-0956373 | 36889 | OH | Farmers Insurance Exchange | 100.00000 |
| Farmers Lloyds Insurance Company of Texas | 75-2483187 | 13938 | TX | Farmers Lloyds, Inc. (see Note 7) | |
| Farmers Lloyds, Inc. | 05-0476998 | N/A | TX | Farmers Property and Casualty Insurance Company | 100.00000 |
| Farmers New Century Insurance Company | 36-4165395 | 10806 | IL | Illinois Farmers Insurance Company | 100.00000 |
| Farmers Property and Casualty Insurance Company | 13-2725441 | 26298 | RI | Farmers Insurance Exchange | 80.00000 |
| Farmers Property and Casualty Insurance Company | 13-2725441 | 26298 | RI | Truck Insurance Exchange | 10.00000 |
| Farmers Property and Casualty Insurance Company | 13-2725441 | 26298 | RI | Fire Insurance Exchange | 10.00000 |
| Farmers Specialty Insurance Company | 59-2326047 | 43699 | MI | Foremost Insurance Company Grand Rapids, Michigan | 100.00000 |
| Farmers Texas County Mutual Insurance Company | 74-1067657 | 24392 | TX | County Mutual Company (See Note 2) | |
| FCOA, LLC | 27-0342907 | N/A | DE | Foremost Insurance Company Grand Rapids, Michigan | 100.00000 |
| FFS Holding, LLC | 77-0530617 | N/A | NV | Mid-Century Insurance Company | 100.00000 |
| Fire Insurance Exchange | 95-6235715 | 21660 | CA | Interinsurance Exchange (See Note 3) | |
| Foremost County Mutual Insurance Company | 38-1721730 | 29254 | TX | County Mutual Company (See Note 4) | |
| Foremost Insurance Company Grand Rapids, Michigan | 38-1407533 | 11185 | MI | Farmers Insurance Exchange | 80.00000 |
| Foremost Insurance Company Grand Rapids, Michigan | 38-1407533 | 11185 | MI | Fire Insurance Exchange | 10.00000 |
| Foremost Insurance Company Grand Rapids, Michigan | 38-1407533 | 11185 | MI | Truck Insurance Exchange | 10.00000 |
| Foremost Lloyds of Texas | 75-1779175 | 41688 | TX | Lloyds Company (See Note 5) | |
| Foremost Property and Casualty Insurance Company | 35-1604635 | 11800 | MI | Foremost Insurance Company Grand Rapids, Michigan | 100.00000 |
| Foremost Signature Insurance Company | 38-2430150 | 41513 | MI | Foremost Insurance Company Grand Rapids, Michigan | 100.00000 |
| Hawaii Insurance Consultants, Ltd. | 99-0083322 | N/A | HI | Mid-Century Insurance Company | 100.00000 |
| HelpPoint Claims Services, LLC | 83-3256280 | N/A | DE | Mid-Century Insurance Company | 100.00000 |
| Illinois Farmers Insurance Company | 36-2661515 | 21679 | IL | Farmers Insurance Exchange | 100.00000 |
| Insurance Data Systems, G.P. | 65-0881673 | N/A | FL | Bristol West Holdings, Inc. | 99.90000 |
| Insurance Data Systems, G.P. | 65-0881673 | N/A | FL | BW GP, LLC | 0.10000 |
| MC Maple Tree, LLC | 85-2377860 | N/A | DE | Mid-Century Insurance Company | 100.00000 |
| Mid-Century Insurance Company | 95-6016640 | 21687 | CA | Farmers Insurance Exchange | 80.00000 |
| Mid-Century Insurance Company | 95-6016640 | 21687 | CA | Fire Insurance Exchange | 10.00000 |
| Mid-Century Insurance Company | 95-6016640 | 21687 | CA | Truck Insurance Exchange | 10.00000 |
| Mid-Century Insurance Company of Texas | 74-2448744 | 28673 | TX | Farmers Insurance Exchange | 100.00000 |
| Neighborhood Spirit Property and Casualty Company | 95-4528264 | 10317 | CA | Fire Insurance Exchange | 80.00000 |
| Neighborhood Spirit Property and Casualty Company | 95-4528264 | 10317 | CA | Truck Insurance Exchange | 20.00000 |
| Northwest Distribution Center Apopka Road, LLC | 93-3089898 | N/A | DE | Farmers Insurance Exchange | 100.00000 |
| Security National Insurance Company | 65-0109120 | 33120 | FL | Bristol West Holdings, Inc. | 100.00000 |
| Texas Farmers Insurance Company | 94-1663548 | 21695 | TX | Farmers Insurance Exchange | 86.28000 |
| Texas Farmers Insurance Company | 94-1663548 | 21695 | TX | Mid Century Insurance Company | 13.72000 |
| Toggle Insurance Company | 13-3551577 | 44245 | DE | Mid-Century Insurance Company | 100.00000 |
| Truck Insurance Exchange | 95-2575892 | 21709 | CA | Interinsurance Exchange (See Note 6) | |

The following are Zurich Insurance Group entities within NAIC Group Code "0212" and are not included in Farmers Insurance Group within NAIC Group Code "0069"

**SCHEDULE Y - INFORMATION CONCERNING ACTIVITIES OF INSURER
MEMBERS OF ZURICH INSURANCE GROUP
PART 1 - ORGANIZATIONAL CHART**

| Company | FEIN | NAIC | Domiciled | Ownership | % |
|---|------------|-------|-----------|--|-----------|
| 3PZ Holdings, LLC | 88-2246655 | N/A | DE | ZSF/Dallas Tower LLC | 63.77000 |
| Access Franchise Management Limited | | N/A | GBR | Zurich Assurance Ltd | 100.00000 |
| ACN 000 141 051 Ltd. | | N/A | AUS | Zurich Financial Services Australia Limited | 100.00000 |
| Afterland Limited | | N/A | GBR | Zurich Assurance Ltd | 100.00000 |
| AG Haus der Wirtschaft | | N/A | CHE | Zurich Versicherungs-Gesellschaft AG | 8.16327 |
| AIG Travel Asia Pacific Pte. Ltd. | | N/A | SGP | Zurich Cover-More Global Travel, Inc. | 100.00000 |
| AIG Travel Assist Consulting (Shanghai) Co., Ltd. | | N/A | CHN | Zurich Cover-More Global Travel, Inc. | 100.00000 |
| AIG Travel Assist Malaysia Sdn. Bhd. | | N/A | MYS | Zurich Cover-More Global Travel, Inc. | 100.00000 |
| Allied Dunbar Assurance plc | | N/A | GBR | Zurich Financial Services (UKISA) Nominees Limited | 100.00000 |
| Allied Dunbar Financial Services Limited | | N/A | GBR | Allied Dunbar Assurance plc | 100.00000 |
| Allied Dunbar Provident plc | | N/A | GBR | Allied Dunbar Assurance plc | 100.00000 |
| Allied Zurich Holdings Limited | | N/A | JEY | Zurich Versicherungs-Gesellschaft AG | 100.00000 |
| Allied Zurich Limited | | N/A | GBR | Zurich Insurance Group Ltd. | 100.00000 |
| American Guarantee and Liability Insurance Company | 36-6071400 | 26247 | NY | Zurich American Insurance Company | 100.00000 |
| American Zurich Insurance Company | 36-3141762 | 40142 | IL | Steadfast Insurance Company | 100.00000 |
| Applyhere Pty Ltd | | N/A | AUS | Davidson Trahaire Holding Pty Ltd | 100.00000 |
| Ashdale Land and Property Company Limited | | N/A | GBR | Zurich Insurance plc | 100.00000 |
| Asistbras S/A Assistência ao Viajante | | N/A | BRA | Travel Ace Internacional de Servicios S.A. | 65.00000 |
| Assistancee Online Pte. Ltd | | N/A | SGP | Customer Care Assistance Pty Ltd | 100.00000 |
| ASTIS Holdings Limited | | N/A | AUS | Cover-More Finance Pty Limited | 100.00000 |
| Aust Office 1, LLC | 36-4851720 | N/A | DE | Zurich American Insurance Company | 100.00000 |
| autoSense AG | | N/A | CHE | Zürich Versicherungs-Gesellschaft AG | 33.33000 |
| Ballykilliane Holdings Limited | | N/A | IRL | Zurich Insurance plc | 100.00000 |
| Bansabadell Pensiones, E.G.F.P, S.A. | | N/A | ESP | Zurich Vida, Compañía de Seguros y Reaseguros, S.A. - Socied | 50.00000 |
| Bansabadell Seguros Generales, S.A. de Seguros y Reaseguros | | N/A | ESP | Zurich Versicherungs-Gesellschaft AG | 50.00000 |
| Bansabadell Servicios Auxiliares De Seguros, S.L. | | N/A | ESP | Bansabadell Seguros Generales, S.A. de Seguros y Reaseguros | 100.00000 |
| Bansabadell Vida S.A. de Seguros y Reaseguros | | N/A | ESP | Zurich Vida, Compañía de Seguros y Reaseguros, S.A. - Socied | 50.00000 |
| Benefit Finance Partners, L.L.C. | 43-1796357 | N/A | DE | Zurich Benefit Finance LLC | 50.00000 |
| BFP Securities LLC | 13-4097988 | N/A | DE | Benefit Finance Partners, L.L.C. | 100.00000 |
| Bloomington Office LP | | N/A | DE | Zurich Structured Finance, Inc. | 99.00000 |
| Bloomington Office MGP Manager, Inc | 46-4107268 | N/A | DE | Zurich Structured Finance, Inc. | 100.00000 |
| Bloomington Office MGP, LLC | | N/A | DE | Bloomington Office MGP Manager, Inc | 1.00000 |
| Bloomington Office MGP, LLC | | N/A | DE | Zurich Structured Finance, Inc. | 99.00000 |
| Blue Insurance Australia Pty Ltd | | N/A | AUS | Blue Insurance Limited | 100.00000 |
| Blue Insurance Limited | | N/A | IRL | Cover-More Australia Pty Ltd | 97.61000 |
| Blue Marble Micro Limited | | N/A | GBR | Zürich Versicherungs-Gesellschaft AG | 100.00000 |
| Blue Marble Microinsurance, Inc. | | N/A | DE | Blue Marble Micro Limited | 100.00000 |
| Bonus Pensionskassen Aktiengesellschaft | | N/A | AUT | Zurich Versicherungs-Aktiengesellschaft | 87.50000 |
| BONUS Vorsorgekasse AG | | N/A | AUT | Zurich Versicherungs-Aktiengesellschaft | 50.00000 |
| BOS Apt 1, LLC | 47-2289489 | N/A | DE | Zurich American Insurance Company | 100.00000 |
| BOS Apt 2, LLC | 47-2445859 | N/A | DE | Zurich American Insurance Company | 100.00000 |
| BOS Office 3, LLC | 47-2483669 | N/A | DE | Farmers New World Life Insurance Company | 100.00000 |
| BOS Office 4, LLC | 37-1849541 | N/A | DE | Zurich American Insurance Company | 100.00000 |
| BOS Office 5, LLC | 39-3818568 | N/A | DE | American Zurich Insurance Company | 100.00000 |
| BOS Retail 1, LLC | 47-4684158 | N/A | DE | Zurich American Insurance Company | 100.00000 |
| Boxx Cyber Services Middle East Ltd | | N/A | ARE | Boxx Insurance Inc. | 100.00000 |
| Boxx Insurance Inc. | | N/A | CAN | Zürich Versicherungs-Gesellschaft AG | 33.33333 |
| Boxx Insurance LLC | 87-3332812 | N/A | FL | Boxx Insurance Inc. | 100.00000 |
| Boxx Services PTE Limited | | N/A | SGP | Boxx Insurance Inc. | 100.00000 |
| Boxx Solutions LLC | | N/A | FL | Boxx Insurance LLC | 100.00000 |
| Bristlecourt Limited | | N/A | GBR | Zurich Assurance Ltd | 100.00000 |
| brokerbusiness.ch AG | | N/A | CHE | Zürich Versicherungs-Gesellschaft AG | 25.00000 |
| Cayley Aviation Ltd. | | N/A | BMU | Zurich Insurance Company Ltd, Bermuda Branch | 100.00000 |
| Celta Assistance SL | | N/A | ESP | Universal Assistance S.A. | 100.00000 |
| Centre Group Holdings (U.S.) Limited | 13-4038482 | N/A | DE | Zurich Structured Finance, Inc. | 100.00000 |
| Centre Insurance Company | 13-2653231 | 34649 | DE | Centre Solutions (U.S.) Limited | 100.00000 |
| Centre Life Insurance Company | 04-1589940 | 80896 | MA | Centre Solutions (U.S.) Limited | 100.00000 |
| Centre Reinsurance (U.S.) Limited | 98-0153536 | N/A | BMU | Centre Group Holdings (U.S.) Limited | 100.00000 |
| Centre Solutions (Bermuda) Limited | | N/A | BMU | Zurich Finance Company Ltd | 100.00000 |
| Centre Solutions (U.S.) Limited | 22-3645155 | N/A | BMU | Centre Group Holdings (U.S.) Limited | 100.00000 |
| Charlotte Industrial 3, LLC | 88-0601732 | N/A | DE | Farmers New World Life Insurance Company | 100.00000 |
| Charlotte Office 1, LLC | 30-1113235 | N/A | DE | Zurich American Insurance Company | 100.00000 |
| CHI APT 1, LLC | 38-3988749 | N/A | DE | Zurich American Insurance Company | 100.00000 |
| CHI IND 6, LLC | 87-2430690 | N/A | DE | Farmers New World Life Insurance Company | 100.00000 |
| Chilena Consolidada Seguros de Vida S.A. | | N/A | CHL | Inversiones Suizo Chilena S.A. | 98.97703 |
| Chilena Consolidada Seguros Generales S.A. | AA-2280100 | N/A | CHL | Chilena Consolidada Seguros de Vida S.A. | 7.40525 |
| Chilena Consolidada Seguros Generales S.A. | AA-2280100 | N/A | CHL | Inversiones Suizo Chilena S.A. | 82.73165 |
| COFITEM-COFIMUR | | N/A | FRA | Zurich Versicherungs-Gesellschaft AG | 12.40521 |
| Collective Benefits Ltd | | N/A | GBR | Travel Guard Assist, Inc. | 100.00000 |
| Collective Denmark ApS | | N/A | DNK | AIG Travel Asia Pacific Pte. Ltd. | 100.00000 |
| Collective Europe Holdings B.V. | | N/A | NLD | Travel Guard Assist, Inc. | 100.00000 |
| Collective Netherlands B.V. | | N/A | NLD | AIG Travel Asia Pacific Pte. Ltd. | 100.00000 |
| Collective Society Ltd | | N/A | GBR | Travel Guard Assist, Inc. | 100.00000 |
| Colonial American Casualty and Surety Company | 52-1096670 | 34347 | IL | Fidelity and Deposit Company of Maryland | 100.00000 |
| Concisa Vorsorgeberatung und Management AG | | N/A | AUT | Bonus Pensionskassen Aktiengesellschaft | 100.00000 |
| Cover-More (NZ) Limited | | N/A | NZL | Cover-More Australia Pty Ltd | 100.00000 |
| Cover-More Asia Pte. Ltd | | N/A | SGP | Travel Assist Pty Limited | 100.00000 |
| Cover-More Australia Pty Ltd | | N/A | AUS | Cover-More Holdings Pty Ltd | 100.00000 |
| Cover-More Finance Pty Limited | | N/A | AUS | Cover-More Group Limited | 100.00000 |
| Cover-More Group Limited | | N/A | AUS | Zurich Travel Solutions Pty Limited | 100.00000 |
| Cover-More Holdings Pty Ltd | | N/A | AUS | Travel Assist Pty Limited | 100.00000 |
| Cover-More Holdings USA Inc. | | N/A | DE | Travel Assist Pty Limited | 100.00000 |
| Cover-More Inc. | 32-0487379 | N/A | DE | Cover-More Holdings USA Inc. | 100.00000 |
| Cover-More Insurance Services Limited | | N/A | GBR | Cover-More Australia Pty Ltd | 100.00000 |
| Cover-More Insurance Services Pty Ltd | | N/A | AUS | Travel Assist Pty Limited | 100.00000 |
| Cowbell Cyber India Private Limited | | N/A | IND | Cowbell Cyber, Inc. | 100.00000 |
| Cowbell Cyber Limited | | N/A | GBR | Cowbell Cyber, Inc. | 100.00000 |
| Cowbell Cyber Technologies ULC | | N/A | CAN | Cowbell Cyber, Inc. | 100.00000 |
| Cowbell Insurance Agency Inc. | | N/A | CAN | Cowbell Cyber, Inc. | 100.00000 |
| Cowbell Insurance Agency, LLC | | N/A | CA | Cowbell Cyber, Inc. | 100.00000 |
| Cowbell Managing General Agency Limited | | N/A | GBR | Cowbell Cyber, Inc. | 100.00000 |
| Cowbell Reinsurance Company | | N/A | VT | Cowbell Cyber, Inc. | 100.00000 |
| Cowbell Specialty Insurance Company | | N/A | NE | Cowbell Cyber, Inc. | 100.00000 |
| Cowbell, Inc. | | N/A | DE | Cowbell Cyber, Inc. | 100.00000 |
| CREC (Bloomington) Lender, LLC | | N/A | DE | Zurich Structured Finance, Inc. | 0.00000 |
| CREC (Dallas) Lender, LLC | 87-4778868 | N/A | DE | Zurich Structured Finance, Inc. | 100.00000 |
| CREC (Florence), LLC | | N/A | DE | ZSF/KY Annex LLC | 50.00000 |
| CREC (Florence), LLC | | N/A | DE | ZSF/Office KY, LLC | 50.00000 |
| CREC (Las Vegas), LLC | | N/A | DE | Zurich Structured Finance, Inc. | 100.00000 |
| CREC (Sioux Falls) Owner, LLC | | N/A | DE | Zurich Structured Finance, Inc. | 100.00000 |
| CREC (Sioux Falls), LLC | | N/A | DE | Zurich Structured Finance, Inc. | 100.00000 |
| Customer Care Assistance Pty Ltd | | N/A | AUS | Customer Care Holdings Pty Ltd | 100.00000 |
| Customer Care Holdings Pty Ltd | | N/A | AUS | Travel Assist Pty Limited | 100.00000 |
| Customer Care Pty Ltd | | N/A | AUS | Customer Care Holdings Pty Ltd | 100.00000 |

**SCHEDULE Y - INFORMATION CONCERNING ACTIVITIES OF INSURER
MEMBERS OF ZURICH INSURANCE GROUP
PART 1 - ORGANIZATIONAL CHART**

| Company | FEIN | NAIC | Domiciled | Ownership | % |
|--|------------|-------|-----------|--|-----------|
| Cyberboxx Cyber Services India Private Limited | | N/A | IND | Boxx Insurance Inc. | 100.00000 |
| DA Deutsche Allgemeine Versicherung Aktiengesellschaft | | N/A | DEU | Zürich Beteiligungs-Aktiengesellschaft (Deutschland) | 100.00000 |
| Dallas Office MGP Manager, Inc. | 46-4551450 | N/A | DE | Zurich Structured Finance, Inc. | 100.00000 |
| Dallas Office MGP, LLC | | N/A | DE | Dallas Office MGP Manager, Inc. | 1.00000 |
| Dallas Office MGP, LLC | | N/A | DE | Zurich Structured Finance, Inc. | 99.00000 |
| Dallas Tower LP | | N/A | DE | Zurich Structured Finance, Inc. | 99.00000 |
| Davidson Trahaire Corpsych (Singapore) Pte. Limited | | N/A | SGP | DTC Bidco Pty Ltd | 100.00000 |
| Davidson Trahaire Corpsych Pty Ltd | | N/A | AUS | Applyhere Pty Ltd | 35.00000 |
| Davidson Trahaire Corpsych Pty Ltd | | N/A | AUS | Davidson Trahaire Holding Pty Ltd | 65.00000 |
| Davidson Trahaire Holding Pty Ltd | | N/A | AUS | DTC Australia Pty Ltd | 100.00000 |
| DB Vita S.A. | | N/A | LUX | Deutscher Herold Aktiengesellschaft | 25.00000 |
| DEN Industrial 2, LLC | 85-0947856 | N/A | DE | Zurich American Insurance Company | 100.00000 |
| DEN Office 1, LLC | 39-4911504 | N/A | DE | American Zurich Insurance Company | 50.00000 |
| Dentolo Deutschland GmbH | | N/A | DEU | Zürich Beteiligungs-Aktiengesellschaft (Deutschland) | 100.00000 |
| Deutsche Zurich Pensiones, Entidad Gestora de Fondos de Pens | | N/A | ESP | Zurich Vida, Compañía de Seguros y Reaseguros, S.A. - Socied | 50.00000 |
| Deutscher Herold Aktiengesellschaft | | N/A | DEU | Zurich Beteiligungs-Aktiengesellschaft (Deutschland) | 79.82639 |
| Deutscher Pensionsfonds Aktiengesellschaft | | N/A | DEU | Deutscher Herold Aktiengesellschaft | 74.90000 |
| Deutsches Institut für Altersvorsorge GmbH | | N/A | DEU | Deutscher Herold Aktiengesellschaft | 22.00000 |
| DIG GmbH | | N/A | DEU | Digital Insurance Group B.V. | 100.00000 |
| DTC Australia Pty Ltd | | N/A | AUS | DTC Bidco Pty Ltd | 100.00000 |
| DTC Bidco Pty Ltd | | N/A | AUS | DTC Holdco Pty Ltd | 100.00000 |
| DTC Holdco Pty Ltd | | N/A | AUS | ASTIS Holdings Limited | 100.00000 |
| DTC NZ Bidco Limited | | N/A | NZL | DTC Bidco Pty Ltd | 100.00000 |
| Dunbar Assets Ireland | | N/A | IRL | ZCM Asset Holding Company (Bermuda) Limited | 0.00000 |
| Dunbar Assets Ireland | | N/A | IRL | Zurich Finance Company Ltd | 0.03664 |
| Dusfal S.A. | | N/A | URY | Zürich Versicherungs-Gesellschaft AG | 100.00000 |
| Eagle Star (Leasing) Limited | | N/A | GBR | Zurich Assurance Ltd | 100.00000 |
| Eagle Star European Life Assurance Company Limited | | N/A | IRL | Zurich Life Assurance plc | 100.00000 |
| Eagle Star Group Services Limited | | N/A | GBR | Eagle Star Holdings Limited | 100.00000 |
| Eagle Star Holding Company of Ireland | | N/A | IRL | Zurich Assurance Ltd | 0.00100 |
| Eagle Star Holding Company of Ireland | | N/A | IRL | Zurich Assurance Ltd | 99.99900 |
| Eagle Star Holdings Limited | | N/A | GBR | Zurich Financial Services (UKISA) Limited | 100.00000 |
| EcoHub AG | | N/A | CHE | Zürich Versicherungs-Gesellschaft AG | 6.16371 |
| Edilspettacolo SRL | | N/A | ITA | Zurich Insurance Company Ltd - Rappresentanza Generale per I | 35.71233 |
| Empire Fire and Marine Insurance Company | 47-6022701 | 21326 | IL | Zurich American Insurance Company | 100.00000 |
| Empire Indemnity Insurance Company | 73-6091717 | 21334 | OK | Zurich American Insurance Company | 100.00000 |
| Employee Services Limited | | N/A | GBR | Allied Dunbar Financial Services Limited | 100.00000 |
| Endsleigh Financial Services Limited | | N/A | GBR | Zurich Holdings (UK) Limited | 100.00000 |
| Endsleigh Pension Trustee Limited | | N/A | GBR | Zurich Holdings (UK) Limited | 100.00000 |
| Euclid KY Annex, LP | | N/A | DE | Zurich Structured Finance, Inc. | 99.00000 |
| Euclid Office LP | | N/A | DE | Zurich Structured Finance, Inc. | 99.00000 |
| Euroamérica Administradora General de Fondos S.A | | N/A | CHL | Chilena Consolidada Seguros de Vida S.A. | 100.00000 |
| Extremus Versicherung-Aktiengesellschaft | | N/A | DEU | Zurich Insurance plc Niederlassung für Deutschland | 5.00000 |
| Farmers Family Fund | 45-3561769 | N/A | CA | Farmers Group, Inc. | 100.00000 |
| Farmers General Insurance Agency, Inc. | 95-3003951 | N/A | RI | FIG Leasing Co, Inc. | 100.00000 |
| Farmers Group, Inc. | 95-0725935 | N/A | NV | Zurich Insurance Group Ltd. | 12.10000 |
| Farmers Group, Inc. | 95-0725935 | N/A | NV | Zurich Versicherungs-Gesellschaft AG | 87.90000 |
| Farmers Life Insurance Company of New York | 46-4261000 | N/A | NY | Farmers New World Life Insurance Company | 100.00000 |
| Farmers New World Life Insurance Company | 91-0335750 | 63177 | WA | Farmers Group, Inc. | 100.00000 |
| Farmers Reinsurance Company | 95-4650862 | 10873 | CA | Farmers Group, Inc. | 100.00000 |
| Farmers Services Corporation | | N/A | NV | Farmers Group, Inc. | 100.00000 |
| Farmers Underwriters Association | | N/A | CA | Farmers Group, Inc. | 100.00000 |
| Fidelity and Deposit Company of Maryland | 13-3046577 | 39306 | IL | Zurich American Insurance Company | 100.00000 |
| FIG Holding Company | | N/A | CA | Farmers Group, Inc. | 100.00000 |
| FIG Leasing Co., Inc. | | N/A | CA | Farmers Group, Inc. | 100.00000 |
| Fire Underwriters Association | 95-2670247 | N/A | CA | Farmers Group, Inc. | 100.00000 |
| Fitsense Insurance Services Pty Ltd | | N/A | AUS | Travel Assist Pty Limited | 100.00000 |
| For Care S.p.A. | | N/A | ITA | Zurich Investments Life S.p.A. | 100.00000 |
| Futuro de Bolivia S.A. Administradora de Fondos de Pensiones | | N/A | BOL | Zurich Boliviana Seguros Personales S.A. | 8.42193 |
| Futuro de Bolivia S.A. Administradora de Fondos de Pensiones | | N/A | BOL | Zurich South America Invest AB | 71.57801 |
| FX Insurance Agency Hawaii, LLC | 83-1572480 | N/A | HI | FIG Leasing Co., Inc. | 100.00000 |
| FX Insurance Agency, LLC | 35-2281892 | N/A | DE | FIG Leasing Co., Inc. | 100.00000 |
| Hestia Arroyomolinos S.L.U. | | N/A | ESP | REX-SPAIN-ZDHL S.L. | 100.00000 |
| Hestia Móstoles S.L.U. | | N/A | ESP | REX-SPAIN-ZDHL S.L. | 100.00000 |
| General Surety & Guarantee Co Limited | | N/A | GBR | Zurich Insurance Company (U.K.) Limited | 100.00000 |
| H4B Humboldtthafen Einheitsgesellschaft GmbH&Co.KG | | N/A | DEU | REX-ZDHL S.C.S. SICAV-SIF | 94.90000 |
| Halo Holdco Limited | | N/A | GBR | Cover-More Australia Pty Ltd | 100.00000 |
| Halo Holdco Limited | | N/A | GBR | Zürich Versicherungs-Gesellschaft AG | 0.00000 |
| Halo Insurance Services Limited | | N/A | GBR | Halo Holdco Limited | 100.00000 |
| Halo Insurance Services Pty Ltd | | N/A | AUS | Halo Insurance Services Limited | 100.00000 |
| Hawkcentral Limited | | N/A | GBR | Zurich Assurance Ltd | 100.00000 |
| Healthinsite Proprietary Limited | | N/A | ZAF | Zürich Versicherungs-Gesellschaft AG | 100.00000 |
| Healthlogix Pty Ltd | | N/A | AUS | Insite Holdings Pty Ltd | 100.00000 |
| Healthlogix Tecnologia Eireli | | N/A | BRA | Healthlogix Pty Ltd | 100.00000 |
| Hefesto Consulting Group, S. de R.L. de C.V. | | N/A | MEX | Farmers Group, Inc. | 99.99000 |
| Hefesto Consulting Group, S. de R.L. de C.V. | | N/A | MEX | FIG Leasing Co., Inc. | 0.01000 |
| Herengracht Investments B.V | | N/A | DEU | RE Curve Holding B.V. | 100.00000 |
| HOU IND 1, LLC | 46-2975161 | N/A | DE | Zurich American Insurance Company | 100.00000 |
| HOU IND 2, LLC | 46-2984834 | N/A | DE | Zurich American Insurance Company | 100.00000 |
| HOU IND 3, LLC | 36-4912511 | N/A | DE | Zurich American Insurance Company | 100.00000 |
| Icen Risk B.V. | | N/A | NLD | Nexit 2018 Limited | 100.00000 |
| Icen Risk B.V. | | N/A | ITA | Icen Risk B.V. | 100.00000 |
| Icen Risk B.V. (Italian Branch) | | N/A | ITA | Nexit 2018 Limited | 100.00000 |
| Icen Risk GmbH | | N/A | AUS | Nexit 2018 Limited | 100.00000 |
| Icen Risk Limited | | N/A | GBR | Nexit 2018 Limited | 100.00000 |
| Independence Center Realty L.P. | | N/A | DE | Philadelphia Investor, LLC | 89.00000 |
| INNATE, Inc. | 52-1772195 | N/A | DC | Cover-More Holdings USA Inc. | 100.00000 |
| Insite Holdings Pty Ltd | | N/A | AUS | Zürich Versicherungs-Gesellschaft AG | 100.00000 |
| INTEGRA Versicherungsdienst GmbH | | N/A | AUT | Zurich Versicherungs-Aktiengesellschaft | 100.00000 |
| Intelligent Technologies OÜ | | N/A | EST | Zürich Versicherungs-Gesellschaft AG | 100.00000 |
| International Travel Assistance S.A. | | N/A | PAN | Zürich Versicherungs-Gesellschaft AG | 55.00000 |
| Inversiones Suizo Chilena S.A. | | N/A | CHL | Inversiones Suizo-Argentina S.A. | 0.00100 |
| Inversiones Suizo Chilena S.A. | | N/A | CHL | Zurich Versicherungs-Gesellschaft AG | 99.99900 |
| Inversiones Suizo-Argentina S.A. | | N/A | ARG | Zurich Lebensversicherungs-Gesellschaft AG | 5.00400 |
| Inversiones Suizo-Argentina S.A. | | N/A | ARG | Zurich Versicherungs-Gesellschaft AG | 94.99600 |
| Inversiones ZS America Dos Limitada | | N/A | CHL | Inversiones ZS America SpA | 100.00000 |
| Inversiones ZS America SpA | | N/A | CHL | Zurich Santander Insurance America, S.L. | 100.00000 |
| Inversiones ZS America Tres SpA | | N/A | CHL | Zurich Santander Insurance America, S.L. | 100.00000 |
| Irish National Insurance Company p.l.c. | | N/A | IRL | Zurich Insurance plc | 99.99999 |
| Karvat Cover-More Assist. Pvt Ltd. | | N/A | IND | Cover-More Asia Pte. Ltd | 100.00000 |
| Kennet Road 1 UK Limited | | N/A | GBR | Zurich Assurance Ltd | 100.00000 |
| Kennet Road 2 UK Limited | | N/A | GBR | Zurich Assurance Ltd | 100.00000 |
| Klare Corredora de Seguros S.A. | | N/A | CHL | Zurich Insurance Mobile Solutions AG | 49.90000 |
| Komparu B.V. | | N/A | NLD | Digital Insurance Group B.V. | 100.00000 |

**SCHEDULE Y - INFORMATION CONCERNING ACTIVITIES OF INSURER
MEMBERS OF ZURICH INSURANCE GROUP
PART 1 - ORGANIZATIONAL CHART**

| Company | FEIN | NAIC | Domiciled | Ownership | % |
|--|-------------|-------------|------------------|---|-----------|
| Kono Insurance Limited | | N/A | HKG | Zurich Versicherungs-Gesellschaft AG | 100.00000 |
| Kraft Lake Insurance Agency, Inc. | 38-2336672 | N/A | MI | FIG Leasing Co, Inc. | 100.00000 |
| LA Apt. 1, LLC | 88-1615240 | N/A | DE | Zurich American Insurance Company | 100.00000 |
| LA Industrial 1, LLC | 36-4877375 | N/A | DE | Zurich American Insurance Company | 100.00000 |
| LA Industrial 4, LLC | 88-3063378 | N/A | DE | Zurich American Insurance Company | 100.00000 |
| LA Retail 1 LLC | 47-1325180 | N/A | DE | Zurich American Insurance Company | 100.00000 |
| Leonardo Productions AG | | N/A | CHE | Zürich Versicherungs-Gesellschaft AG | 25.00000 |
| Livetravel Inc. | 39-1611328 | N/A | WI | Zurich Cover-More Global Travel, Inc. | 100.00000 |
| Mapfre Yaşam Sigorta A.Ş. | | N/A | TUR | Zurich Sigorta A.S. | 99.77778 |
| MEATPACKING B.V. | | N/A | NLD | Rock Inne Vastgoed B.V. | 100.00000 |
| Medidata AG | | N/A | CHE | Zurich Versicherungs-Gesellschaft AG | 8.85180 |
| MIAMI INDUSTRIAL 1, LLC | 30-0947450 | N/A | DE | Zurich American Insurance Company | 100.00000 |
| Miami Office 2, LLC | 38-4002060 | N/A | DE | Zurich American Insurance Company | 100.00000 |
| MIAMI OFFICE 3, LLC | 35-2567170 | N/A | DE | Zurich American Insurance Company | 100.00000 |
| Miami Retail 1, LLC | 61-1852255 | N/A | DE | Zurich American Insurance Company | 100.00000 |
| Minas Brasil Promotora de Servicos S/A | | N/A | BRA | Zurich Minas Brasil Seguros S.A. | 100.00000 |
| MSP APT 1, LLC | 30-1003542 | N/A | DE | Zurich American Insurance Company | 100.00000 |
| Nashville Apt. 1, LLC | 87-1630047 | N/A | DE | Zurich American Insurance Company | 0.00000 |
| Nashville Office 1, LLC | 30-1004249 | N/A | DE | Zurich American Insurance Company | 100.00000 |
| Navigators and General Insurance Company Limited | | N/A | GBR | Zurich Insurance plc | 100.00000 |
| Nearheath Limited | | N/A | GBR | Zurich Assurance Ltd | 100.00000 |
| Nexit 2018 Limited | | N/A | GBR | Zürich Versicherungs-Gesellschaft AG | 48.97314 |
| NY Industrial 1, LLC | 30-1071415 | N/A | DE | Zurich American Insurance Company | 100.00000 |
| Oak Underwriting plc | | N/A | GBR | Zurich Holdings (UK) Limited | 100.00000 |
| OnePath General Insurance Pty Limited | | N/A | AUS | Zurich Financial Services Australia Limited | 100.00000 |
| OnePath Life Australia Holdings Pty Ltd | | N/A | AUS | Zurich Financial Services Australia Limited | 100.00000 |
| OnePath Life Limited | | N/A | AUS | OnePath Life Australia Holdings Pty Ltd | 100.00000 |
| Onsi Australia Pty Ltd | | N/A | AUS | Collective Group Holdings Limited | 100.00000 |
| Orange Stone Company | | N/A | IRL | Zurich Finance Company AG | 100.00000 |
| Orion Rechtsschutz-Versicherung AG | | N/A | CHE | Zurich Versicherungs-Gesellschaft AG | 78.00000 |
| Parcelgate Limited | | N/A | GBR | Zurich Assurance Ltd | 100.00000 |
| Perils AG | | N/A | CHE | Zurich Versicherungs-Gesellschaft AG | 11.11111 |
| Perunsel S.A. | | N/A | URY | Zürich Versicherungs-Gesellschaft AG | 60.00000 |
| PFS Pension Fund Services AG | | N/A | CHE | Zürich Versicherungs-Gesellschaft AG | 18.43333 |
| Philly Office 1, LLC | 35-2553880 | N/A | DE | Zurich American Insurance Company | 100.00000 |
| Philly Office Land, LLC | 87-1553300 | N/A | DE | Zurich American Insurance Company | 100.00000 |
| POR Apt 1, LLC | 47-1392591 | N/A | DE | Zurich American Insurance Company | 100.00000 |
| POR Apt 2, LLC | 47-4067157 | N/A | DE | Zurich American Insurance Company | 100.00000 |
| Prime Corporate Psychology Pty Ltd | | N/A | AUS | DTC Bidco Pty Ltd | 100.00000 |
| Protector Lebensversicherungs-AG | | N/A | DEU | Zurich Deutscher Herold Lebensversicherung Aktiengesellschaft | 5.15838 |
| PT Asuransi Adira Dinamika Tbk | | N/A | IDN | Zürich Versicherungs-Gesellschaft AG | 98.48794 |
| PT Zurich Insurance Indonesia | AA-5360007 | N/A | IDN | Zürich Rückversicherungs-Gesellschaft AG | 1.56878 |
| PT Zurich Insurance Indonesia | AA-5360007 | N/A | IDN | Zurich Versicherungs-Gesellschaft AG | 97.09134 |
| PT Zurich Topas Life | | N/A | IDN | Zurich Versicherungs-Gesellschaft AG | 80.00000 |
| Qover | | N/A | BEL | Zürich Versicherungs-Gesellschaft AG | 21.26000 |
| Raleigh Office 2, LLC | 88-3031830 | N/A | DE | Farmers New World Life Insurance Company | 100.00000 |
| RE Curve Holding B.V. | | N/A | DEU | Zurich Deutscher Herold Lebensversicherung Aktiengesellschaft | 100.00000 |
| Real Garant Espana S.L. | | N/A | ESP | Real Garant GmbH Garantiesysteme | 100.00000 |
| Real Garant GmbH Garantiesysteme | | N/A | DEU | Real Garant Versicherung Aktiengesellschaft | 100.00000 |
| Real Garant Versicherung Aktiengesellschaft | | N/A | DEU | Zurich Beteiligungs-Aktiengesellschaft (Deutschland) | 100.00000 |
| REX Baume S.C.I | | N/A | FRA | REX Holding France | 100.00000 |
| REX Holding France | | N/A | FRA | REX OPPCI Fonds | 100.00000 |
| REX Holding S.a.r.l. | | N/A | LUX | REX-ZDHL S.C.S. SICAV-SIF | 100.00000 |
| REX Mauchamps | | N/A | FRA | REX Holding France | 100.00000 |
| REX Vilette | | N/A | FRA | REX Holding France | 0.00000 |
| REX-Aurea-ZDHL S.C.S. | | N/A | LUX | REX-ZDHL GP S.à.r.l. | 100.00000 |
| REX-De Baak B.V. | | N/A | NLD | REX Holding S.à.r.l. | 100.00000 |
| REX-Germany-ZDHL S.C.S | | N/A | LUX | REX-ZDHL S.C.S. SICAV-SIF | 95.24000 |
| REX-Humboldthafen Verwaltungs GmbH | | N/A | DEU | REX-ZDHL S.C.S. SICAV-SIF | 100.00000 |
| Rex-Spain-ZDHL S.L. | | N/A | ESP | Zurich Deutscher Herold Lebensversicherung Aktiengesellschaft | 100.00000 |
| REX-The East S.à.r.l | | N/A | LUX | REX-ZDHL S.C.S. SICAV-SIF | 94.80000 |
| REX-ZDHL GP S.a.r.l. | | N/A | LUX | Zurich Deutscher Herold Lebensversicherung Aktiengesellschaft | 100.00000 |
| REX-ZDHL S.C.S. SICAV-SIF | | N/A | LUX | Zurich Deutscher Herold Lebensversicherung Aktiengesellschaft | 100.00000 |
| Rock Inne Vastgoed B.V. | | N/A | NLD | REX Holding S.à.r.l. | 100.00000 |
| Rokin 21 B.V. | | N/A | NLD | Roxana Vastgoed B.V. | 100.00000 |
| Rokin 49 B.V. | | N/A | NLD | Rock Inne Vastgoed B.V. | 100.00000 |
| Roxana Vastgoed B.V. | | N/A | NLD | REX Holding S.à.r.l. | 100.00000 |
| Rural Community Insurance Company | 41-1375004 | 39039 | MN | Zurich American Insurance Company | 100.00000 |
| San Diego Retail 1, LLC | 61-1791237 | N/A | DE | Zurich American Insurance Company | 100.00000 |
| Santander Rio Seguros S.A. | | N/A | ARG | Inversiones ZS America SpA | 4.00000 |
| Santander Rio Seguros S.A. | | N/A | ARG | Zurich Santander Insurance America, S.L. | 96.00000 |
| Santander Seguros Sociedad Anónima | | N/A | URY | Zurich Santander Insurance America, S.L. | 100.00000 |
| Saudi National Insurance Company | | N/A | BHR | Zurich Insurance Company Ltd (Bahrain Branch) | 5.00000 |
| SEA APARTMENT 2, LLC | 46-3060914 | N/A | DE | Zurich American Insurance Company | 100.00000 |
| Serviaide, S.A. - Sociedad Unipersonal | | N/A | ESP | AIDE Asistencia Seguros y Reaseguros, S.A. - Sociedad Uniper | 100.00000 |
| Servizurich S.A. - Sociedad Unipersonal | | N/A | ESP | Zurich Insurance plc, Sucursal en Espana | 100.00000 |
| SF Apt 1, LLC | 47-1153493 | N/A | DE | Zurich American Insurance Company | 100.00000 |
| SpearTip, LLC | | N/A | IL | Zurich Holding Company of America, Inc. | 100.00000 |
| Speigelhof Vastgoed B.V. | | N/A | DEU | RE Curve Holding B.V. | 100.00000 |
| Springboard Health and Performance Pty Ltd | | N/A | AUS | DTC Bidco Pty Ltd | 100.00000 |
| Springworks International AB | | N/A | SWE | autoSense AG | 50.00000 |
| Steadfast Insurance Company | 52-0981481 | 26387 | IL | Zurich American Insurance Company | 100.00000 |
| Stratos Limited | | N/A | NZL | DTC NZ Bidco Limited | 100.00000 |
| Swiss Insurance Management (Hong Kong) Limited | | N/A | HKG | Zurich Services (Hong Kong) Limited | 0.49505 |
| Swiss Insurance Management (Hong Kong) Limited | | N/A | HKG | Zurich Insurance Holdings (Hong Kong) Limited | 99.50495 |
| TDG Tele Dienste GmbH | | N/A | DEU | Zurich Beteiligungs-Aktiengesellschaft (Deutschland) | 100.00000 |
| Tennyson Insurance Limited | | N/A | GBR | Zurich Holdings (UK) Limited | 100.00000 |
| TGG Real Estate Holdings LLC | | N/A | DE | Zurich Cover-More Global Travel, Inc. | 100.00000 |
| The Zurich Services Corporation | 36-3839542 | N/A | IL | Zurich Holding Company of America, Inc. | 100.00000 |
| TopReport Schadenbesichtigungs GmbH | | N/A | AUT | Zurich Versicherungs-Aktiengesellschaft | 14.28571 |
| Travel Ace Chile S.A. | | N/A | CHL | Travel Ace Internacional de Servicios S.A. | 1.00000 |
| Travel Ace Chile S.A. | | N/A | CHL | Zürich Versicherungs-Gesellschaft AG | 99.00000 |
| Travel Ace Internacional de Servicios S.A. | | N/A | URY | Zürich Versicherungs-Gesellschaft AG | 100.00000 |
| Travel Assist Pty Limited | | N/A | AUS | ASTIS Holdings Limited | 100.00000 |
| Travel Guard Americas LLC | | N/A | WI | Zurich Cover-More Global Travel, Inc. | 100.00000 |
| Travel Guard Assist, Inc. | 13-2978727 | N/A | DE | Zurich Cover-More Global Travel, Inc. | 100.00000 |
| Travel Guard EMEA Limited | | N/A | GBR | Zurich Cover-More Global Travel, Inc. | 100.00000 |
| Travel Guard Group Canada, Inc. | | N/A | CAN | Zurich Cover-More Global Travel, Inc. | 100.00000 |
| Travel Guard Group, Inc. | 39-1788198 | N/A | WI | Zurich Cover-More Global Travel, Inc. | 100.00000 |
| Travel Insurance Partners Pty Ltd | | N/A | AUS | Travel Assist Pty Limited | 100.00000 |
| Travel Insurance Services Canada Inc. | | N/A | CAN | World Travel Protection Canada Inc. | 100.00000 |
| Travelex Insurance Services Limited | | N/A | DE | Cover-More Holdings USA Inc. | 100.00000 |
| Truck Underwriters Association | 95-2670330 | N/A | CA | Farmers Group, Inc. | 100.00000 |
| Turegum Immobilien AG | | N/A | CHE | Zurich Versicherungs-Gesellschaft AG | 100.00000 |

SCHEDULE Y - INFORMATION CONCERNING ACTIVITIES OF INSURER
MEMBERS OF ZURICH INSURANCE GROUP
PART 1 - ORGANIZATIONAL CHART

| Company | FEIN | NAIC | Domiciled | Ownership | % |
|--|------------|-------|-----------|--|-----------|
| UA Assistance S.A. de C.V. | | N/A | MEX | Travel Ace Internacional de Servicios S.A. | 0.00000 |
| UA Assistance S.A. de C.V. | | N/A | MEX | Zürich Versicherungs-Gesellschaft AG | 100.00000 |
| Universal Assistance Chile S.A. | | N/A | CHL | Zürich Versicherungs-Gesellschaft AG | 99.98503 |
| Universal Assistance Chile S.A. | | N/A | CHL | Travel Ace Internacional de Servicios S.A. | 0.01497 |
| Universal Assistance S.A. | | N/A | URY | Zürich Versicherungs-Gesellschaft AG | 100.00000 |
| Universal Assistance S.A.U | | N/A | ARG | Zürich Versicherungs-Gesellschaft AG | 100.00000 |
| Universal Travel Assistance S.A.S. | | N/A | COL | Zürich Versicherungs-Gesellschaft AG | 100.00000 |
| Universal Underwriters Insurance Company | 43-1249228 | 41181 | IL | Zurich American Insurance Company | 100.00000 |
| Universal Underwriters of Texas Insurance Company | 36-3139101 | 40843 | IL | Universal Underwriters Insurance Company | 100.00000 |
| Universal Underwriters Service Corporation | 43-1269296 | N/A | MO | Zurich Holding Company of America, Inc. | 100.00000 |
| Unviversal Assistance Inc. | 65-0917511 | N/A | FL | Universal Assistance S.A. | 0.00000 |
| Vehicle Dealer Solutions, Inc. | 26-1282208 | N/A | FL | Zurich Holding Company of America, Inc. | 100.00000 |
| Western Star Insurance Services, Inc. | 74-1593853 | N/A | TX | FIG Leasing Co, Inc. | 100.00000 |
| Wohnen H3B Humboldthafen GmbH&Co.KG | | N/A | DEU | REX-ZDHL S.C.S. SICAV-SIF | 94.90000 |
| World Travel Protection Canada Inc. | | N/A | CAN | Zurich Canadian Holdings Limited | 100.00000 |
| Z flex Gesellschaft für Personaldienstleistungen mbH | | N/A | DEU | Zurich Beteiligungs-Aktiengesellschaft (Deutschland) | 100.00000 |
| ZCM (U.S.) Limited | 20-3537353 | N/A | DE | Zurich Finance Company Ltd | 100.00000 |
| ZCM Asset Holding Company (Bermuda) Limited | | N/A | BMU | Zurich Finance Company Ltd | 100.00000 |
| ZGEE14 Limited | | N/A | GBR | Zurich Legacy Solutions Services (UK) Limited | 100.00000 |
| ZLS Aseguradora de Colombia S.A | | N/A | COL | Zürich Lebensversicherungs-Gesellschaft AG | 4.43000 |
| ZLS Aseguradora de Colombia S.A | | N/A | COL | Zürich Versicherungs-Gesellschaft AG | 95.00000 |
| ZNA Services, LLC | 02-0802795 | N/A | DE | Zurich Holding Company of America, Inc. | 100.00000 |
| ZSF / Office KY, LLC | | N/A | DE | Euclid Office LP | 100.00000 |
| ZSF / Office NV, LLC | | N/A | DE | Euclid Office LP | 100.00000 |
| ZSF KY Annex, LLC | | N/A | DE | Euclid KY Annex, LP | 100.00000 |
| ZSF/Bloomington, LLC | | N/A | DE | Bloomington Office LP | 100.00000 |
| ZSF/C1 MGP Manager, Inc | 46-4506193 | N/A | DE | Zurich Structured Finance, Inc. | 100.00000 |
| ZSF/C1 MGP, LLC | | N/A | DE | ZSF/C1 MGP Manager, Inc | 1.00000 |
| ZSF/C1 MGP, LLC | | N/A | DE | Zurich Structured Finance, Inc. | 99.00000 |
| ZSF/C2 MGP Manager, Inc | 46-4480487 | N/A | DE | Zurich Structured Finance, Inc. | 100.00000 |
| ZSF/C2 MGP, LLC | | N/A | DE | ZSF/CF2 MGP Manager, Inc. | 1.00000 |
| ZSF/C2 MGP, LLC | | N/A | DE | Zurich Structured Finance, Inc. | 99.00000 |
| ZSF/Dallas Tower, LLC | | N/A | DE | Dallas Tower LP | 100.00000 |
| ZSG Kfz-ZulassungsservicegesmbH | | N/A | AUT | Zurich Versicherungs-Aktiengesellschaft | 33.33333 |
| Zurich - Companhia de Seguros Vida S.A. | | N/A | PRT | Zurich Finanz-Gesellschaft AG | 0.00100 |
| Zurich - Companhia de Seguros Vida S.A. | | N/A | PRT | Zurich Investments Life S.p.A. | 0.00100 |
| Zurich - Companhia de Seguros Vida S.A. | | N/A | PRT | Zurich Lebensversicherungs-Gesellschaft AG | 99.99600 |
| Zurich - Companhia de Seguros Vida S.A. | | N/A | PRT | Zurich Versicherungs-Gesellschaft AG | 0.00100 |
| Zurich - Companhia de Seguros Vida S.A. | | N/A | PRT | Zurich Vida, Compañía de Seguros y Reaseguros, S.A. - Sociad | 0.00100 |
| Zurich (Scotland) Limited Partnership | | N/A | GBR | Zurich General Partner (Scotland) Ltd | 100.00000 |
| Zurich Advice Network Limited | | N/A | GBR | Allied Dunbar Assurance plc | 100.00000 |
| Zurich AFIN Mexico, S.A. DE C.V. | | N/A | MEX | Zurich Compania de Sefuros, S.A. | 0.00200 |
| Zurich AFIN Mexico, S.A. DE C.V. | | N/A | MEX | Zurich Versicherungs-Gesellschaft AG | 99.99800 |
| Zurich Agency Services Inc. | 04-3126497 | N/A | MA | Zurich Holding Company of America, Inc. | 100.00000 |
| Zurich Alternative Asset Management, LLC | 86-1164252 | N/A | DE | Zurich Holding Company of America, Inc. | 100.00000 |
| Zurich America Latina Serviços Brasil Ltda. | | N/A | BRA | Zurich Lebensversicherungs-Gesellschaft AG | 0.01000 |
| Zurich America Latina Serviços Brasil Ltda. | | N/A | BRA | Zurich Versicherungs-Gesellschaft AG | 99.99000 |
| Zurich American Insurance Company | 36-4233459 | 16535 | NY | Zurich Holding Company of America, Inc. | 100.00000 |
| Zurich American Insurance Company of Illinois | 36-2781080 | 27855 | IL | American Zurich Insurance Company | 100.00000 |
| Zurich American Life Insurance Company | 36-3050975 | 90557 | IL | Zurich Holding Company of America, Inc. | 100.00000 |
| Zurich American Life Insurance Company of New York | 27-4746162 | 14178 | NY | Zurich American Life Insurance Company. | 100.00000 |
| Zurich Argentina Cia. de Seguros S.A. | | N/A | ARG | Inversiones Suizo-Argentina S.A. | 55.46140 |
| Zurich Argentina Cia. de Seguros S.A. | AA-2130022 | N/A | ARG | Zurich Versicherungs-Gesellschaft AG | 44.53611 |
| Zurich Argentina Compania de Seguros de Retiro S.A. | AA-2130022 | N/A | ARG | Zurich Argentina Cia. de Seguros S.A. | 46.64193 |
| Zurich Argentina Compania de Seguros de Retiro S.A. | | N/A | ARG | Zurich Versicherungs-Gesellschaft AG | 53.35807 |
| Zurich Aseguradora Argentina S.A. | | N/A | ARG | Zürich Versicherungs-Gesellschaft AG | 99.90000 |
| Zurich Aseguradora Mexicana, S.A. de C.V. | | N/A | MEX | Zürich Lebensversicherungs-Gesellschaft AG | 0.00000 |
| Zurich Aseguradora Mexicana, S.A. de C.V. | | N/A | MEX | Zürich Versicherungs-Gesellschaft AG | 100.00000 |
| Zurich Assurance Ltd | | N/A | GBR | Eagle Star Holdings Limited | 100.00000 |
| Zurich Assure Australia Pty Limited | | N/A | AUS | Zurich Financial Services Australia Limited | 100.00000 |
| Zurich Australia Limited | | N/A | AUS | Zurich Financial Services Australia Limited | 100.00000 |
| Zurich Australian Insurance Limited | AA-1930995 | N/A | AUS | Zurich Financial Services Australia Limited | 100.00000 |
| Zurich Australian Insurance Properties Pty Limited | | N/A | AUS | Zurich Australia Limited | 40.00000 |
| Zurich Australian Insurance Properties Pty Limited | | N/A | AUS | Zurich Australian Insurance Limited | 60.00000 |
| Zurich Australian Property Holdings Pty Ltd | | N/A | AUS | Zürich Versicherungs-Gesellschaft AG | 100.00000 |
| Zurich Bank International Limited | | N/A | GBR | Dunbar Assets Ireland | 100.00000 |
| Zurich Benefit Finance LLC | 13-4186554 | N/A | DE | Zurich Holding Company of America, Inc. | 100.00000 |
| Zurich Beteiligungs-Aktiengesellschaft (Deutschland) | | N/A | DEU | Zurich IT Service AG Niederlassung für Deutschland | 82.61672 |
| Zurich Beteiligungs-Aktiengesellschaft (Deutschland) | | N/A | DEU | Zurich Leben Service AG Niederlassung für Deutschland | 17.38328 |
| Zurich Brand and Experience Studio Spain, S.L. | | N/A | ESP | Zürich Versicherungs-Gesellschaft AG | 100.00000 |
| Zurich Brasil Capitalizacao S.A | | N/A | BRA | Zurich Versicherungs-Gesellschaft AG | 100.00000 |
| Zurich Brasil Companhia de Seguros | | N/A | BRA | Zurich Minas Brasil Seguros S.A. | 100.00000 |
| Zurich Building Control Services Limited | | N/A | GBR | Zurich Holdings (UK) Limited | 100.00000 |
| Zurich Canadian Holdings Limited | | N/A | CAN | Zurich Insurance Company Ltd, Canadian Branch | 68.81942 |
| Zurich Canadian Holdings Limited | | N/A | CAN | Zurich Versicherungs-Gesellschaft AG | 31.18058 |
| Zurich Commercial Services (Europe) GmbH | | N/A | DEU | Zürich Beteiligungs-Aktiengesellschaft (Deutschland) | 100.00000 |
| Zurich Community Trust (UK) Limited | | N/A | GBR | Zurich Financial Services (UKISA) Limited | 50.00000 |
| Zurich Community Trust (UK) Limited | | N/A | GBR | Zurich Financial Services (UKISA) Nominees Limited | 50.00000 |
| Zurich Compania de Reaseguros Argentina S.A. | | N/A | ARG | Inversiones Suizo-Argentina S.A. | 95.00000 |
| Zurich Compania de Reaseguros Argentina S.A. | | N/A | ARG | Zurich Versicherungs-Gesellschaft AG | 5.00000 |
| Zurich Compañía de Seguros, S.A. | | N/A | MEX | Zurich Versicherungs-Gesellschaft AG | 99.88280 |
| Zurich Corporate Member UK Limited | | N/A | GBR | Zurich Holdings (UK) Limited | 100.00000 |
| Zurich Corredora de Bolsa S.A. | | N/A | CHL | Inversiones Suizo Chilena S.A. | 99.00030 |
| Zurich Corredora de Bolsa S.A. | | N/A | CHL | Zurich Investments Chile S.A. | 0.99970 |
| Zurich Cover-More Global Travel, Inc. | 02-0547704 | N/A | DE | Zurich Holding Company of America, Inc. | 100.00000 |
| Zurich Customer Active Management, d.o.o. | | N/A | SVN | Zürich Versicherungs-Gesellschaft AG | 100.00000 |
| Zurich CZI Management Holding Ltd. | 36-4412924 | N/A | DE | Zurich Global Investment Management Inc. | 100.00000 |
| Zurich Deutscher Herold Lebensversicherung Aktiengesellschaft | | N/A | DEU | Deutscher Herold Aktiengesellschaft | 67.54030 |
| Zurich Deutscher Herold Lebensversicherung Aktiengesellschaft | | N/A | DEU | Zurich Beteiligungs-Aktiengesellschaft (Deutschland) | 32.45970 |
| Zurich Digital International Private Limited | | N/A | IND | Zurich Insurance Mobile Solutions AG | 99.99000 |
| Zurich Digital International Private Limited | | N/A | IND | Servizurich S.A. - Sociedad Unipersonal | 0.01000 |
| Zurich E&S Insurance Brokerage, Inc. | 95-4773780 | N/A | CA | Zurich American Insurance Company | 100.00000 |
| Zurich Employment Services Limited | | N/A | GBR | Zurich Financial Services (UKISA) Limited | 100.00000 |
| Zurich Employment Services Limited, Swindon, Zweigniederlassung Zürich | | N/A | CHE | Zurich Employment Services Limited | 100.00000 |
| Zurich Engineering Inspection Services Ireland Limited | | N/A | IRL | Zurich Insurance plc | 100.00000 |
| Zurich Eurolife S.A. | | N/A | LUX | Zurich Lebensversicherungs-Gesellschaft AG | 90.00000 |
| Zurich Eurolife S.A. | | N/A | LUX | Zurich Versicherungs-Gesellschaft AG | 10.00000 |
| Zurich F&I Reinsurance T&C Limited | 48-1195826 | N/A | TCA | Universal Underwriters Service Corporation | 99.99950 |
| Zurich F&I Reinsurance T&C Limited | 48-1195826 | N/A | TCA | Zurich Agency Services Inc. | 0.00050 |
| Zurich Fianzas Mexico, S.A.DE C.V. | | N/A | MEX | Zurich Versicherungs-Gesellschaft AG | 100.00000 |
| Zurich Finance (Australia) Limited | | N/A | AUS | Zürich Versicherungs-Gesellschaft AG | 100.00000 |
| Zurich Finance (Ireland) DAC | | N/A | IRL | Zürich Versicherungs-Gesellschaft AG | 100.00000 |
| Zurich Finance (Ireland) II DAC | | N/A | IRL | Zürich Versicherungs-Gesellschaft AG | 100.00000 |
| Zurich Finance (UK) plc | | N/A | GBR | Zurich Financial Services (UKISA) Limited | 99.99800 |

SCHEDULE Y - INFORMATION CONCERNING ACTIVITIES OF INSURER
MEMBERS OF ZURICH INSURANCE GROUP
PART 1 - ORGANIZATIONAL CHART

| Company | FEIN | NAIC | Domiciled | Ownership | % |
|--|------------|------|-----------|---|-----------|
| Zurich Finance (UK) plc | | N/A | GBR | Zurich Financial Services (UKISA) Nominees Limited | 0.00200 |
| Zurich Finance Company Ltd | | N/A | CHE | Zurich Versicherungs-Gesellschaft AG | 100.00000 |
| Zurich Financial Services (Isle of Man) Group Services Limit | | N/A | GBR | Zurich Versicherungs-Gesellschaft AG | 100.00000 |
| Zurich Financial Services (Isle of Man) Holdings Limited | | N/A | GBR | Zurich Versicherungs-Gesellschaft AG | 100.00000 |
| Zurich Financial Services (Isle of Man) Insurance Manager Lt | | N/A | GBR | Zurich Versicherungs-Gesellschaft AG | 100.00000 |
| Zurich Financial Services (UKISA) Limited | | N/A | GBR | Allied Zurich Holdings Limited | 90.31559 |
| Zurich Financial Services (UKISA) Limited | | N/A | GBR | Zurich Insurance plc | 9.68441 |
| Zurich Financial Services (UKISA) Nominees Limited | | N/A | GBR | Zurich Financial Services (UKISA) Limited | 100.00000 |
| Zurich Financial Services Australia Limited | AA-1930995 | N/A | AUS | Zurich Versicherungs-Gesellschaft AG | 100.00000 |
| Zurich Financial Services EUB Holdings Limited | | N/A | IRL | Zurich Ins Group | 0.08333 |
| Zurich Financial Services EUB Holdings Limited | | N/A | IRL | Zurich Insurance Group Ltd. | 99.91667 |
| Zurich Financial Services UK Pension Trustee Limited | | N/A | GBR | Zurich Financial Services (UKISA) Limited | 99.00000 |
| Zurich Finanz-Gesellschaft AG | | N/A | CHE | Zurich Versicherungs-Gesellschaft AG | 100.00000 |
| Zurich General Insurance (Hong Kong) Limited | | N/A | HKG | Zurich Insurance Company Ltd, Hong Kong Branch | 100.00000 |
| Zurich General Insurance Company (China) Limited | | N/A | CHN | Zurich Versicherungs-Gesellschaft AG | 100.00000 |
| Zurich General Insurance Malaysia Berhad | | N/A | MYS | Zürich Versicherungs-Gesellschaft AG | 100.00000 |
| Zurich General Partner (Scotland) Ltd | | N/A | GBR | Allied Zurich Holdings Limited | 100.00000 |
| Zurich General Takaful Malaysia Berhad | | N/A | MYS | Zurich Holdings Malaysia Berhad | 100.00000 |
| Zurich GL Servicios Mexico, S.A. de C.V. | | N/A | MEX | Zurich Compania de Seguros, S.A. | 5.00000 |
| Zurich GL Servicios Mexico, S.A. de C.V. | | N/A | MEX | Zurich Vida, Compañía de Seguros, S.A. | 95.00000 |
| Zurich Global Corporate UK Limited | | N/A | GBR | Zurich Holdings (UK) Limited | 100.00000 |
| Zurich Global Investment Management Inc. | 04-3729755 | N/A | DE | Zurich Holding Company of America, Inc. | 100.00000 |
| Zurich Global Specialty Limited | | N/A | GBR | Zurich Holdings (UK) Limited | 100.00000 |
| Zurich Global Ventures MGA Solutions (SA) | | N/A | BEL | Zürich Versicherungs-Gesellschaft AG | 100.00000 |
| Zurich Global, Ltd. | 98-0129609 | N/A | BMU | Zurich Holding Company of America, Inc. | 100.00000 |
| Zurich Group Pension Services (UK) Ltd | | N/A | GBR | Zurich Assurance Ltd | 100.00000 |
| Zurich GSH Limited | | N/A | GBR | Zurich Holdings (UK) Limited | 100.00000 |
| Zurich Holding Company of America, Inc. | 36-3096373 | N/A | DE | Zurich Versicherungs-Gesellschaft AG | 100.00000 |
| Zurich Holding Ireland Limited | | N/A | IRL | Zurich Versicherungs-Gesellschaft AG | 100.00000 |
| Zurich Holding SE | | N/A | DEU | Zürich Versicherungs-Gesellschaft AG | 100.00000 |
| Zurich Holdings (UK) Limited | | N/A | GBR | Zurich Versicherungs-Gesellschaft AG | 100.00000 |
| Zurich Immobilien (Deutschland) AG & Co. KG | | N/A | DEU | Zurich Immobilien-treuhand (Deutschland) GmbH | 0.00000 |
| Zurich Immobilien Liegenschaftsverwaltungs-GesmbH | | N/A | AUT | Zurich Versicherungs-Gesellschaft AG | 100.00000 |
| Zurich Immobilien-treuhand (Deutschland) GmbH | | N/A | DEU | Zurich Deutscher Herold Lebensversicherung Aktiengesellschaft | 100.00000 |
| Zurich Insurance Company (U.K.) Limited | | N/A | GBR | Zurich Versicherungs-Gesellschaft AG | 100.00000 |
| Zurich Insurance Company Escritorio de Representacao no Bras | | N/A | BRA | Zurich Versicherungs-Gesellschaft AG | 100.00000 |
| Zurich Insurance Company Ltd., Representative Office Buenos Aires | | N/A | ARG | Zurich Versicherungs-Gesellschaft AG | 100.00000 |
| Zurich Insurance Group Ltd. | | N/A | CHE | Board of Directors | |
| Zurich Insurance Holdings (Hong Kong) Limited | | N/A | HKG | Zurich Versicherungs-Gesellschaft AG | 100.00000 |
| Zurich Insurance Malaysia Berhad | | N/A | MYS | Zurich Versicherungs-Gesellschaft AG | 100.00000 |
| Zurich Insurance plc | AA-1780059 | N/A | IRL | Zurich Beteiligungs-Aktiengesellschaft (Deutschland) | 25.07428 |
| Zurich Insurance plc | AA-1780059 | N/A | IRL | Zurich Holding Ireland Limited | 70.40509 |
| Zurich Insurance plc | AA-1780059 | N/A | IRL | Zurich Insurance Company Ltd - Rappresentanza Generale per I | 4.52063 |
| Zurich Insurance plc, Representative Office Buenos Aires | | N/A | ARG | Zurich Insurance plc | 100.00000 |
| Zurich Intermediary Group Limited | | N/A | GBR | Zurich Financial Services (UKISA) Limited | 99.99900 |
| Zurich Intermediary Group Limited | | N/A | GBR | Zurich Financial Services (UKISA) Nominees Limited | 0.00100 |
| Zurich International (UK) Limited | AA-1120018 | N/A | GBR | Zurich Holdings (UK) Limited | 100.00000 |
| Zurich International Life Limited | | N/A | GBR | Zurich Versicherungs-Gesellschaft AG | 100.00000 |
| Zurich International Pensions Administration Limited | | N/A | IMN | Zurich International Life Limited | 100.00000 |
| Zurich Invest AG | | N/A | CHE | Zurich Versicherungs-Gesellschaft AG | 100.00000 |
| Zurich Investment Management Limited | | N/A | AUS | Zurich Australia Limited | 100.00000 |
| Zurich Investment Services Limited | | N/A | BMU | Zurich Finance Company Ltd | 100.00000 |
| Zurich Investments Life S.p.A. | | N/A | ITA | Zurich Insurance Company Ltd - Rappresentanza Generale per I | 100.00000 |
| ZURICH IRELAND MASTER TRUSTEE DESIGNATED ACTIVITY COMPANY | | N/A | IRL | Zurich Life Assurance plc | 100.00000 |
| Zurich Italy S.p.A. | | N/A | ITA | Zürich Versicherungs-Gesellschaft AG | 100.00000 |
| Zurich JVCompany Servicios Mexico, S.A. DE C.V. | | N/A | MEX | Zurich Santander Seguros Mexico, S.A. | 99.99800 |
| Zurich JVCompany Servicios Mexico, S.A. DE C.V. | | N/A | MEX | Zurich Vida, Compania de Seguros, S.A. | 0.00200 |
| Zurich Kotak General Insurance Company (India) Limited | | N/A | IND | Zurich Shared Services Malaysia Sdn Bhd | 0.00000 |
| Zurich Kotak General Insurance Company (India) Limited | | N/A | IND | Zürich Versicherungs-Gesellschaft AG | 70.00000 |
| Zurich Kotak General Insurance Company (India) Limited | | N/A | IND | Zurich Finance Company AG | 0.00000 |
| Zurich Kotak General Insurance Company (India) Limited | | N/A | IND | Zurich Services Malaysia Sdn Bhd | 0.00000 |
| Zurich Kotak General Insurance Company (India) Limited | | N/A | IND | Zurich Australian Insurance Properties Pty Limited | 0.00000 |
| Zurich Kotak General Insurance Company (India) Limited | | N/A | IND | Zurich Insurance Mobile Solutions AG | 0.00000 |
| Zurich Kunden Center GmbH | | N/A | DEU | Zurich Beteiligungs-Aktiengesellschaft (Deutschland) | 100.00000 |
| Zurich Latin America Holding S.L. - Sociedad Unipersonal | | N/A | ESP | Zurich Lebensversicherungs-Gesellschaft AG | 100.00000 |
| Zurich Latin American Services S.A. | | N/A | ARG | Inversiones Suizo-Argentina S.A. | 6.32000 |
| Zurich Latin American Services S.A. | | N/A | ARG | Zurich Versicherungs-Gesellschaft AG | 93.68000 |
| Zurich Lebensversicherungs-Gesellschaft AG | | N/A | CHE | Zurich Versicherungs-Gesellschaft AG | 100.00000 |
| Zurich Legacy Solutions Services (UK) Limited | | N/A | GBR | Zurich Versicherungs-Gesellschaft AG | 100.00000 |
| Zurich Life Assurance plc | | N/A | IRL | Zurich Holding Ireland Limited | 100.00000 |
| Zurich Life Insurance (Hong Kong) Limited | | N/A | HKG | Zürich Versicherungs-Gesellschaft AG | 100.00000 |
| Zurich Life Insurance Company Ltd., Representative office Buenos Aires | | N/A | ARG | Zurich Lebensversicherungs-Gesellschaft AG | 100.00000 |
| Zurich Life Preparatory Japan Co. Ltd. | | N/A | JPN | Zürich Lebensversicherungs-Gesellschaft AG | 100.00000 |
| Zurich LiveWell Services and Solutions AG | | N/A | CHE | Zürich Versicherungs-Gesellschaft AG | 100.00000 |
| Zurich Management (Bermuda) Ltd | | N/A | BMU | Zurich Versicherungs-Gesellschaft AG | 100.00000 |
| Zurich Management Services Limited | | N/A | GBR | Zurich Holdings (UK) Limited | 100.00000 |
| Zurich Medical Analytics Pty Ltd | | N/A | AUS | Zürich Versicherungs-Gesellschaft AG | 100.00000 |
| Zurich Minas Brasil Seguros S.A. | | N/A | BRA | Zurich Versicherungs-Gesellschaft AG | 100.00000 |
| Zurich Pension Trustees Ireland Limited | | N/A | IRL | Zurich Insurance plc | 50.00000 |
| Zurich Pension Trustees Ireland Limited | | N/A | IRL | Zurich Trustee Services Limited | 50.00000 |
| Zurich Pension Trustees Limited | | N/A | GBR | Zurich Assurance Ltd | 100.00000 |
| Zurich Pensions Management Limited | | N/A | GBR | Allied Dunbar Assurance plc | 100.00000 |
| Zurich Pensionskassen-Beratung AG | | N/A | CHE | Zurich Lebensversicherungs-Gesellschaft AG | 100.00000 |
| Zurich Professional Limited | | N/A | GBR | Zurich Holdings (UK) Limited | 100.00000 |
| Zurich Project Finance (UK) Limited | | N/A | GBR | Zürich Versicherungs-Gesellschaft AG | 100.00000 |
| Zurich Properties Pty Limited | | N/A | AUS | Zurich Australia Limited | 40.00056 |
| Zurich Properties Pty Limited | | N/A | AUS | Zurich Australian Insurance Limited | 59.99944 |
| Zurich Property Services Malaysia Sdn Bhd | | N/A | MYS | Zurich Versicherungs-Gesellschaft AG | 100.00000 |
| Zurich Realty, Inc. | 30-0165071 | N/A | MD | Zurich Holding Company of America, Inc. | 100.00000 |
| Zurich Rechtsschutz-Schadenservice GmbH | | N/A | DEU | Zurich Beteiligungs-Aktiengesellschaft (Deutschland) | 100.00000 |
| Zurich Resseguradora Brasil S.A. | | N/A | BRA | Zurich Lebensversicherungs-Gesellschaft AG | 0.00100 |
| Zurich Resseguradora Brasil S.A. | | N/A | BRA | Zurich Versicherungs-Gesellschaft AG | 99.99900 |
| Zurich Risk Management Services (India) Private Limited | | N/A | IND | Zürich Rückversicherungs-Gesellschaft AG | 1.00000 |
| Zurich Risk Management Services (India) Private Limited | | N/A | IND | Zurich Versicherungs-Gesellschaft AG | 99.00000 |
| Zurich Rückversicherungs-Gesellschaft AG | | N/A | CHE | Zurich Versicherungs-Gesellschaft AG | 100.00000 |
| Zurich Sander Vermögensverwaltungs AG (Deutschland) | | N/A | DEU | Zürich Beteiligungs-Aktiengesellschaft (Deutschland) | 32.46000 |
| Zurich Sander Vermögensverwaltungs AG (Deutschland) | | N/A | DEU | Deutscher Herold Aktiengesellschaft | 67.54000 |
| Zurich Santander Brasil Seguros e Previdência S.A. | | N/A | BRA | Zurich Latin America Holding S.L. - Sociedad Unipersonal | 0.22007 |
| Zurich Santander Brasil Seguros e Previdência S.A. | | N/A | BRA | Zurich Santander Holding (Spain), S.L. | 99.56848 |
| Zurich Santander Brasil Seguros S.A. | | N/A | BRA | Zurich Santander Brasil Seguros e Previdência S.A. | 100.00000 |
| Zurich Santander Holding (Spain), S.L. | | N/A | ESP | Zurich Santander Insurance America, S.L. | 100.00000 |
| Zurich Santander Holding Dos (Spain), S.L. | | N/A | ESP | Zurich Santander Insurance America, S.L. | 100.00000 |
| Zurich Santander Insurance America, S.L. | | N/A | ESP | Zurich Latin America Holding S.L. - Sociedad Unipersonal | 51.00000 |
| Zurich Santander Seguros Argentina S.A. | | N/A | ARG | Inversiones ZS America SpA | 4.00000 |

**SCHEDULE Y - INFORMATION CONCERNING ACTIVITIES OF INSURER
MEMBERS OF ZURICH INSURANCE GROUP
PART 1 - ORGANIZATIONAL CHART**

| Company | FEIN | NAIC | Domiciled | Ownership | % |
|---|------------|------|-----------|--|-----------|
| Zurich Santander Seguros Argentina S.A. | | N/A | ARG | Zurich Santander Insurance America, S.L. | 96.00000 |
| Zurich Santander Seguros de Vida Chile S.A. | | N/A | CHL | Inversiones ZS America Dos Limitada | 99.78173 |
| Zurich Santander Seguros de Vida Chile S.A. | | N/A | CHL | Inversiones ZS America SpA | 0.21827 |
| Zurich Santander Seguros Generales Chile S.A. | | N/A | CHL | Inversiones ZS America Dos Limitada | 99.50540 |
| Zurich Santander Seguros Generales Chile S.A. | | N/A | CHL | Inversiones ZS America SpA | 0.49460 |
| Zurich Santander Seguros Mexico, S.A. | | N/A | MEX | Inversiones ZS America SpA | 0.00053 |
| Zurich Santander Seguros Mexico, S.A. | | N/A | MEX | Zurich Santander Insurance America, S.L. | 99.99947 |
| Zurich Schweiz Services AG | | N/A | CHE | Zürich Versicherungs-Gesellschaft AG | 100.00000 |
| Zurich Seguros Ecuador, S.A. | | N/A | ECU | Zürich Versicherungs-Gesellschaft AG | 100.00000 |
| Zurich Seguros Rentas Vitalicias Chile S.A. | | N/A | CHL | Zurich Servicios e Inversiones S.A | 0.01000 |
| Zurich Service GmbH | | N/A | DEU | Zurich Versicherungs-Aktiengesellschaft | 100.00000 |
| Zurich Services (Australia) Pty Limited | | N/A | AUS | Zurich Financial Services Australia Limited | 100.00000 |
| Zurich Services (Hong Kong) Limited | | N/A | HKG | Zurich Insurance Holdings (Hong Kong) Limited | 99.99714 |
| Zurich Services (Hong Kong) Limited | | N/A | HKG | Zürich Versicherungs-Gesellschaft AG | 0.00286 |
| Zurich Services A.I.E. | | N/A | ESP | AIDE Asistencia Seguros y Reaseguros, S.A. - Sociedad Uniper | 0.00100 |
| Zurich Services A.I.E. | | N/A | ESP | Bansabadell Pensiones, E.G.F.P, S.A. | 0.00100 |
| Zurich Services A.I.E. | | N/A | ESP | Bansabadell Seguros Generales, S.A. de Seguros y Reaseguros | 0.00100 |
| Zurich Services A.I.E. | | N/A | ESP | Bansabadell Vida S.A. de Seguros y Reaseguros | 0.00100 |
| Zurich Services A.I.E. | | N/A | ESP | Zurich Insurance plc, Sucursal en Espana | 97.18000 |
| Zurich Services A.I.E. | | N/A | ESP | Zurich Vida, Compañía de Seguros y Reaseguros, S.A. - Sociad | 2.81600 |
| Zurich Services Company (Pty) Ltd | | N/A | AUS | Zürich Versicherungs-Gesellschaft AG | 100.00000 |
| Zurich Services US. LLC | 35-2546417 | N/A | DE | Farmers Group, Inc. | 50.00000 |
| Zurich Services US. LLC | 35-2546417 | N/A | DE | Zurich Holding Company of America, Inc. | 50.00000 |
| Zurich Servicios de Mexico, S.A. de. C.V. | | N/A | MEX | Zurich Vida, Compañia de Seguros, S.A. | 90.00000 |
| Zurich Servicios de Mexico, S.A. de. C.V. | | N/A | MEX | Zurich, Compañia de Seguros, S.A. | 10.00000 |
| ZURICH SERVICIOS DIRECTO ESPAÑA, S.L. | | N/A | ESP | Zurich Insurance Mobile Solutions AG | 100.00000 |
| Zurich Servicios y Soporte México, S.A. de C.V. | | N/A | MEX | Zürich Lebensversicherungs-Gesellschaft AG | 0.02000 |
| Zurich Servicios y Soporte México, S.A. de C.V. | | N/A | MEX | Zürich Versicherungs-Gesellschaft AG | 99.98000 |
| Zurich Shared Services S.A. | | N/A | CHL | Inversiones Suizo Chilena S.A. | 99.98667 |
| Zurich Shared Services S.A. | | N/A | CHL | Zurich Investments Chile S.A. | 0.01333 |
| Zurich Sigorta A.S. | | N/A | TUR | Zurich Versicherungs-Gesellschaft AG | 100.00000 |
| Zurich Small Amount and Short Term Insurance Ltd | | N/A | JPN | Zürich Versicherungs-Gesellschaft AG | 100.00000 |
| Zurich South America Invest AB | | N/A | SWE | Zurich Versicherungs-Gesellschaft AG | 100.00000 |
| Zurich Specialties London Limited | | N/A | GBR | Zurich Holdings (UK) Limited | 100.00000 |
| Zurich Structured Finance, Inc. | 98-0140278 | N/A | DE | Zurich Finance Company Ltd | 100.00000 |
| Zurich Takaful Malaysia Berhad (ZTMB) | | N/A | MYS | Zurich Versicherungs-Gesellschaft AG | 100.00000 |
| Zurich Technical and Consulting Services (Beijing) Co. Ltd. | | N/A | CHN | Zurich Insurance Holdings (Hong Kong) Limited | 100.00000 |
| Zurich Technical Development (China) Limited | | N/A | CHN | Zurich Insurance Holdings (Hong Kong) Limited | 100.00000 |
| Zurich Technology Malaysia Sdn Bhd | | N/A | MYS | Zurich Technology Services Malaysia Sdn Bhd | 100.00000 |
| Zurich Technology Services Malaysia Sdn Bhd | | N/A | MYS | Zurich Versicherungs-Gesellschaft AG | 100.00000 |
| Zurich Transitional Services Limited | | N/A | GBR | Zurich Holdings (UK) Limited | 100.00000 |
| Zurich Travel Solutions Pty Limited | | N/A | AUS | Zürich Versicherungs-Gesellschaft AG | 100.00000 |
| Zurich Treasury Services Limited | | N/A | IRL | Zurich Financial Services EUB Holdings Limited | 100.00000 |
| Zurich Trustee Services Limited | | N/A | IRL | Zurich Life Assurance plc | 100.00000 |
| Zurich UK General Employee Services Limited | | N/A | GBR | Zurich UK General Services Limited | 100.00000 |
| Zurich UK General Services Limited | | N/A | GBR | Zurich Holdings (UK) Limited | 100.00000 |
| Zurich US Select Financial and Insurance Agents Professional Liability Risk Purchasing Group, L | | N/A | IL | Zurich Holding Company of America, Inc. | 100.00000 |
| Zurich Versicherungs-Aktiengesellschaft | AA-1220080 | N/A | AUT | Zurich Versicherungs-Gesellschaft AG | 99.98125 |
| Zurich Versicherungs-Gesellschaft AG | AA-1460190 | N/A | CHE | Zurich Insurance Group Ltd. | 100.00000 |
| Zurich Vida e Previdencia S.A. | | N/A | BRA | Zurich Minas Brasil Seguros S.A, | 100.00000 |
| Zurich Vida, Compañia de Seguros y Reaseguros, S.A. - Sociad | AA-1840022 | N/A | ESP | Zurich Lebensversicherungs-Gesellschaft AG | 100.00000 |
| Zurich Vida, Compañia de Seguros, S.A. | AA-2734111 | N/A | MEX | Zurich Versicherungs-Gesellschaft AG | 100.00000 |
| Zurich Vorsorge-Beratungs und Vertriebs GmbH (Deutschland) | | N/A | DEU | Zürich Beteiligungs-Aktiengesellschaft (Deutschland) | 100.00000 |
| Zurich Workplace Solutions (Middle East) Limited | | N/A | ARE | Zurich International Life Limited | 100.00000 |

Note 1: Farmers Insurance Exchange, formed and organized pursuant to California Insurance Code Section 1280, et seq., is owned by its policyholders. Its attorney-in-fact, Farmers Group, Inc., dba Farmers Underwriters Association, which is a subsidiary of Zurich Insurance Group Ltd. (See also Schedule Y, Part 1A)

Note 2: Farmers Texas County Mutual Insurance Company, formed and organized pursuant to Chapter 912 of the Texas Insurance Code, is managed by Farmers Group, Inc., dba Farmers Underwriters Association

Note 3: Fire Insurance Exchange, formed and organized pursuant to California Insurance Code Section 1280, et seq., is owned by its policyholders. Its attorney-in-fact, Fire Underwriters Association, which is a subsidiary of Zurich Insurance Group Ltd. (See also Schedule Y, Part 1A)

Note 4: Foremost County Mutual Insurance Company is a Texas County mutual insurance company managed by Foremost Insurance Company Grand Rapids, Michigan

Note 5: Foremost Lloyds of Texas is a Texas domiciled Lloyds insurer with ownership vested in its underwriters and with Farmers Lloyds, Inc. as its attorney-in-fact.

Note 6: Truck Insurance Exchange, formed and organized pursuant to California Insurance Code Section 1280, et seq., is owned by its policyholders. Its attorney-in-fact, Truck Underwriters Association, which is a subsidiary of Zurich Insurance Group Ltd. (See also Schedule Y, Part 1A)

Note 7: Farmers Lloyds Insurance Company of Texas is a Texas company managed by Farmers Lloyds, Inc.

Note 8: Zurich Versicherungs-Gesellschaft AG also known as Zurich Insurance Company, Ltd operates branches in the following countries: Spain, Italy, Canada, Hong Kong, Ireland, Japan, and Singapore. It also operates a management entity Alpina International in Switzerland.

Note 9: Zurich Versicherungs-Aktiengesellschaft operates a branch in Germany

STATEMENT AS OF MARCH 31, 2026 OF THE FARMERS DIRECT PROPERTY AND CASUALTY INSURANCE COMPANY

SCHEDULE Y

PART 1A - DETAILS OF INSURANCE HOLDING COMPANY SYSTEM

| 1 | 2 | 3 | 4 | 5 | 6 | 7 | 8 | 9 | 10 | 11 | 12 | 13 | 14 | 15 | 16 |
|------------|-------------------------|-------------------|------------|--------------|-----|--|---|----------------------|----------------------------------|---|--|--|--|-------------------------------------|----|
| Group Code | Group Name | NAIC Company Code | ID Number | Federal RSSD | CIK | Name of Securities Exchange if Publicly Traded (U.S. or International) | Names of Parent, Subsidiaries Or Affiliates | Domiciliary Location | Relationship to Reporting Entity | Directly Controlled by (Name of Entity/Person) | Type of Control (Ownership, Board, Management, Attorney-in-Fact, Influence, Other) | If Control is Ownership Provide Percentage | Ultimate Controlling Entity(ies)/Person(s) | Is an SCA Filing Required? (Yes/No) | * |
| | | 00000 | 82-3606914 | | | | 11930 Narcoossee Road, LLC | DE | NIA | Mid-Century Insurance Company | Ownership | 100.000 | Farmers Insurance Exchange | NO | |
| | | 00000 | 86-3957205 | | | | 12225 NE 60th Way, LLC | DE | NIA | Truck Insurance Exchange | Ownership | 100.000 | Farmers Insurance Exchange | NO | |
| | | 00000 | 47-3820947 | | | | 17885 Von Karman, LLC | CA | NIA | Farmers Insurance Exchange | Ownership | 100.000 | Farmers Insurance Exchange | NO | |
| | | 00000 | 82-2860816 | | | | 201 Railroad Ave, LLC | DE | NIA | Farmers Insurance Exchange | Ownership | 100.000 | Farmers Insurance Exchange | NO | |
| 0069 | Farmers Insurance Group | 36404 | 95-4136306 | | | | 21st Century Casualty Company | CA | IA | 21st Century Insurance Group | Ownership | 100.000 | Farmers Insurance Exchange | NO | |
| 0069 | Farmers Insurance Group | 34789 | 23-2044095 | | | | 21st Century Centennial Insurance Company | PA | IA | Mid-Century Insurance Company | Ownership | 100.000 | Farmers Insurance Exchange | NO | |
| 0069 | Farmers Insurance Group | 12963 | 95-2565072 | | | | 21st Century Insurance Company | CA | IA | 21st Century Insurance Group | Ownership | 100.000 | Farmers Insurance Exchange | NO | |
| | | 00000 | 95-1935264 | | | | 21st Century Insurance Group | DE | NIA | Mid-Century Insurance Company | Ownership | 100.000 | Farmers Insurance Exchange | YES | |
| | | | | | | | 21st Century North America Insurance Company | | | | | | | | |
| 0069 | Farmers Insurance Group | 32220 | 13-3333609 | | | | | NY | IA | Mid-Century Insurance Company | Ownership | 100.000 | Farmers Insurance Exchange | NO | |
| | | | | | | | | | | 21st Century North America Insurance Company | | | | | |
| 0069 | Farmers Insurance Group | 10710 | 13-3922232 | | | | 21st Century Pinnacle Insurance Company | NJ | IA | Company | Ownership | 100.000 | Farmers Insurance Exchange | NO | |
| 0069 | Farmers Insurance Group | 20796 | 22-1721971 | | | | 21st Century Premier Insurance Company | PA | IA | 21st Century Centennial Insurance Company | Ownership | 100.000 | Farmers Insurance Exchange | NO | |
| | | 00000 | 92-1475501 | | | | 2475 Mill Center Parkway, LLC | DE | NIA | Farmers Insurance Exchange | Ownership | 100.000 | Farmers Insurance Exchange | NO | |
| | | 00000 | 92-1508649 | | | | 280 Riverside Parkway, LLC | DE | NIA | Farmers Insurance Exchange | Ownership | 100.000 | Farmers Insurance Exchange | NO | |
| | | 00000 | 88-4349711 | | | | 3049 East Washburn Road, LLC | DE | NIA | Farmers Insurance Exchange | Ownership | 100.000 | Farmers Insurance Exchange | NO | |
| | | 00000 | 92-1207495 | | | | 3195 East Washburn Road, LLC | DE | NIA | Farmers Insurance Exchange | Ownership | 100.000 | Farmers Insurance Exchange | NO | |
| | | 00000 | 39-4069521 | | | | 3330 Oak Grove Avenue, LLC | DE | NIA | Mid-Century Insurance Company | Ownership | 100.000 | Farmers Insurance Exchange | NO | |
| | | 00000 | 81-0741455 | | | | 384 Santa Trinita Ave, LLC | DE | NIA | Fire Insurance Exchange | Ownership | 100.000 | Farmers Insurance Exchange | NO | |
| | | 00000 | 92-1554532 | | | | 4345 Hamilton Mill Road, LLC | DE | NIA | Farmers Insurance Exchange | Ownership | 100.000 | Farmers Insurance Exchange | NO | |
| | | 00000 | 92-1590378 | | | | 475 Riverside Parkway, LLC | DE | NIA | Mid-Century Insurance Company | Ownership | 100.000 | Farmers Insurance Exchange | NO | |
| | | 00000 | 39-4408102 | | | | 47548 Kato Road, LLC | DE | NIA | Farmers Insurance Exchange | Ownership | 100.000 | Farmers Insurance Exchange | NO | |
| | | 00000 | 82-4386531 | | | | 6671-6675 North Macarthur Blvd, LLC | DE | NIA | Mid-Century Insurance Company | Ownership | 100.000 | Farmers Insurance Exchange | NO | |
| 0069 | Farmers Insurance Group | 10245 | 86-0812982 | | | | American Federation Insurance Company | TX | IA | 21st Century Insurance Group | Ownership | 100.000 | Farmers Insurance Exchange | NO | |
| 0069 | Farmers Insurance Group | 10805 | 13-3953213 | | | | American Pacific Insurance Company, Inc. | HI | IA | Farmers Insurance Hawaii, Inc. | Ownership | 100.000 | Farmers Insurance Exchange | NO | |
| 0069 | Farmers Insurance Group | 11034 | 34-1893500 | | | | Bristol West Casualty Insurance Company | OH | IA | Coast National Insurance Company | Ownership | 100.000 | Farmers Insurance Exchange | NO | |
| | | 00000 | 13-3994449 | | | | Bristol West Holdings, Inc. | DE | NIA | Farmers Insurance Exchange | Ownership | 42.000 | Farmers Insurance Exchange | YES | |
| | | 00000 | 13-3994449 | | | | Bristol West Holdings, Inc. | DE | NIA | Fire Insurance Exchange | Ownership | 3.750 | Farmers Insurance Exchange | YES | |
| | | 00000 | 13-3994449 | | | | Bristol West Holdings, Inc. | DE | NIA | Truck Insurance Exchange | Ownership | 6.750 | Farmers Insurance Exchange | YES | |
| | | 00000 | 13-3994449 | | | | Bristol West Holdings, Inc. | DE | NIA | Mid-Century Insurance Company | Ownership | 47.500 | Farmers Insurance Exchange | YES | |
| 0069 | Farmers Insurance Group | 19658 | 38-1865162 | | | | Bristol West Insurance Company | OH | IA | Coast National Insurance Company | Ownership | 100.000 | Farmers Insurance Exchange | NO | |
| | | | | | | | Bristol West Insurance Services of California, Inc. | CA | NIA | Bristol West Holdings, Inc. | Ownership | 100.000 | Farmers Insurance Exchange | NO | |
| | | 00000 | 65-0880876 | | | | Bristol West Insurance Services, Inc. of Florida | FL | NIA | Bristol West Holdings, Inc. | Ownership | 100.000 | Farmers Insurance Exchange | NO | |
| 0069 | Farmers Insurance Group | 12774 | 86-1174452 | | | | Bristol West Preferred Insurance Company | MI | IA | Bristol West Holdings, Inc. | Ownership | 100.000 | Farmers Insurance Exchange | NO | |
| | | 00000 | 65-1142050 | | | | BW GP, LLC | DE | NIA | Bristol West Holdings, Inc. | Ownership | 100.000 | Farmers Insurance Exchange | NO | |
| | | 00000 | 65-0919338 | | | | BWIS of Nevada, Inc. | NV | NIA | Bristol West Holdings, Inc. | Ownership | 100.000 | Farmers Insurance Exchange | NO | |
| 0069 | Farmers Insurance Group | 10315 | 95-4528269 | | | | Civic Property and Casualty Company | CA | IA | Fire Insurance Exchange | Ownership | 80.000 | Fire Insurance Exchange | NO | |
| 0069 | Farmers Insurance Group | 10315 | 95-4528269 | | | | Civic Property and Casualty Company | CA | IA | Truck Insurance Exchange | Ownership | 20.000 | Fire Insurance Exchange | NO | |
| | | 00000 | 76-0543593 | | | | Coast National General Agency, Inc. | TX | NIA | Bristol West Holdings, Inc. | Ownership | 100.000 | Farmers Insurance Exchange | NO | |
| | | 00000 | 33-0246699 | | | | Coast National Holding Company | CA | NIA | Bristol West Holdings, Inc. | Ownership | 100.000 | Farmers Insurance Exchange | NO | |
| 0069 | Farmers Insurance Group | 25089 | 33-0246701 | | | | Coast National Insurance Company | CA | IA | Coast National Holding Company | Ownership | 100.000 | Farmers Insurance Exchange | NO | |
| | | | | | | | Coast National Insurance Company | | | Farmers Property and Casualty Insurance Company | | | | | |
| 0069 | Farmers Insurance Group | 22926 | 36-1022580 | | | | Economy Fire & Casualty Company | IL | IA | Company | Ownership | 100.000 | Farmers Insurance Exchange | NO | |
| 0069 | Farmers Insurance Group | 38067 | 36-3027848 | | | | Economy Preferred Insurance Company | IL | IA | Economy Fire & Casualty Company | Ownership | 100.000 | Farmers Insurance Exchange | NO | |
| 0069 | Farmers Insurance Group | 40649 | 36-3105737 | | | | Economy Premier Assurance Company | IL | IA | Economy Fire & Casualty Company | Ownership | 100.000 | Farmers Insurance Exchange | NO | |
| 0069 | Farmers Insurance Group | 10318 | 95-4528266 | | | | Exact Property and Casualty Company | CA | IA | Fire Insurance Exchange | Ownership | 80.000 | Fire Insurance Exchange | NO | |
| 0069 | Farmers Insurance Group | 10318 | 95-4528266 | | | | Exact Property and Casualty Company | CA | IA | Truck Insurance Exchange | Ownership | 20.000 | Fire Insurance Exchange | NO | |

STATEMENT AS OF MARCH 31, 2026 OF THE FARMERS DIRECT PROPERTY AND CASUALTY INSURANCE COMPANY

SCHEDULE Y
PART 1A - DETAILS OF INSURANCE HOLDING COMPANY SYSTEM

| 1 | 2 | 3 | 4 | 5 | 6 | 7 | 8 | 9 | 10 | 11 | 12 | 13 | 14 | 15 | 16 |
|------------|-------------------------|-------------------|------------|--------------|-----|--|--|-----------------------|-----------------------------------|---|--|--|--|--------------------------------------|----|
| Group Code | Group Name | NAIC Company Code | ID Number | Federal RSSD | CIK | Name of Securities Exchange if Publicly Traded (U.S. or International) | Names of Parent, Subsidiaries Or Affiliates | Domi-ciliary Location | Relation-ship to Reporting Entity | Directly Controlled by (Name of Entity/Person) | Type of Control (Ownership, Board, Management, Attorney-in-Fact, Influence, Other) | If Control is Ownership Provide Percentage | Ultimate Controlling Entity(ies)/Person(s) | Is an SCA Filing Re-quired? (Yes/No) | * |
| | | 00000 | 33-4754819 | | | | Farmers Asset Management, LLC | NV | NIA | FFS Holding, LLC | Ownership | 100.000 | Farmers Insurance Exchange | NO | |
| 0069 | Farmers Insurance Group | 40169 | 05-0393243 | | | | Farmers Casualty Insurance Company | RI | IA | Farmers Property and Casualty Insurance Company | Ownership | 100.000 | Farmers Insurance Exchange | NO | |
| 0069 | Farmers Insurance Group | 25321 | 23-1903575 | | | | Farmers Direct Property and Casualty Insurance Company | RI | RE | Farmers Property and Casualty Insurance Company | Ownership | 100.000 | Farmers Insurance Exchange | NO | |
| | | 00000 | 77-0530616 | | | | Farmers Financial Solutions, LLC | NV | NIA | FFS Holding, LLC | Ownership | 100.000 | Farmers Insurance Exchange | NO | |
| 0069 | Farmers Insurance Group | 34339 | 13-2915260 | | | | Farmers Group Property and Casualty Insurance Company | RI | IA | Farmers Property and Casualty Insurance Company | Ownership | 100.000 | Farmers Insurance Exchange | NO | |
| 0069 | Farmers Insurance Group | 21598 | 95-2626387 | | | | Farmers Insurance Company of Arizona | AZ | IA | Farmers Insurance Exchange | Ownership | 70.000 | Farmers Insurance Exchange | NO | |
| 0069 | Farmers Insurance Group | 21598 | 95-2626387 | | | | Farmers Insurance Company of Arizona | AZ | IA | Truck Insurance Exchange | Ownership | 20.000 | Farmers Insurance Exchange | NO | |
| 0069 | Farmers Insurance Group | 21598 | 95-2626387 | | | | Farmers Insurance Company of Arizona | AZ | IA | Fire Insurance Exchange | Ownership | 10.000 | Farmers Insurance Exchange | NO | |
| 0069 | Farmers Insurance Group | 21601 | 95-2626385 | | | | Farmers Insurance Company of Idaho | ID | IA | Farmers Insurance Exchange | Ownership | 80.000 | Farmers Insurance Exchange | NO | |
| 0069 | Farmers Insurance Group | 21601 | 95-2626385 | | | | Farmers Insurance Company of Idaho | ID | IA | Fire Insurance Exchange | Ownership | 6.700 | Farmers Insurance Exchange | NO | |
| 0069 | Farmers Insurance Group | 21601 | 95-2626385 | | | | Farmers Insurance Company of Idaho | ID | IA | Truck Insurance Exchange | Ownership | 13.300 | Farmers Insurance Exchange | NO | |
| 0069 | Farmers Insurance Group | 21636 | 95-2655893 | | | | Farmers Insurance Company of Oregon | OR | IA | Farmers Insurance Exchange | Ownership | 80.000 | Farmers Insurance Exchange | NO | |
| 0069 | Farmers Insurance Group | 21636 | 95-2655893 | | | | Farmers Insurance Company of Oregon | OR | IA | Truck Insurance Exchange | Ownership | 20.000 | Farmers Insurance Exchange | NO | |
| 0069 | Farmers Insurance Group | 21644 | 95-2655894 | | | | Farmers Insurance Company of Washington | WA | IA | Fire Insurance Exchange | Ownership | 80.000 | Fire Insurance Exchange | NO | |
| 0069 | Farmers Insurance Group | 21644 | 95-2655894 | | | | Farmers Insurance Company of Washington | WA | IA | Truck Insurance Exchange | Ownership | 20.000 | Fire Insurance Exchange | NO | |
| 0069 | Farmers Insurance Group | 21628 | 48-0609012 | | | | Farmers Insurance Company, Inc. | KS | IA | Farmers Insurance Exchange | Ownership | 90.000 | Farmers Insurance Exchange | NO | |
| 0069 | Farmers Insurance Group | 21628 | 48-0609012 | | | | Farmers Insurance Company, Inc. | KS | IA | Fire Insurance Exchange | Ownership | 10.000 | Farmers Insurance Exchange | NO | |
| 0069 | Farmers Insurance Group | 21652 | 95-2575893 | | | | Farmers Insurance Exchange | CA | UIP | See Note 1 | Other | 0.000 | | NO | |
| 0069 | Farmers Insurance Group | 28487 | 22-2640040 | | | | Farmers Insurance Hawaii, Inc. | HI | IA | Mid-Century Insurance Company | Ownership | 100.000 | Farmers Insurance Exchange | NO | |
| 0069 | Farmers Insurance Group | 36889 | 31-0956373 | | | | Farmers Insurance of Columbus, Inc. | OH | IA | Farmers Insurance Exchange | Ownership | 100.000 | Farmers Insurance Exchange | NO | |
| 0069 | Farmers Insurance Group | 13938 | 75-2483187 | | | | Farmers Lloyds Insurance Company of Texas | TX | IA | See Note 8 | Attorney In Fact | 0.000 | Farmers Insurance Exchange | YES | |
| | | 00000 | 05-0476998 | | | | Farmers Lloyds, Inc. | TX | NIA | Farmers Property and Casualty Insurance Company | Ownership | 100.000 | Farmers Insurance Exchange | NO | |
| 0069 | Farmers Insurance Group | 10806 | 36-4165395 | | | | Farmers New Century Insurance Company | IL | IA | Illinois Farmers Insurance Company | Ownership | 100.000 | Farmers Insurance Exchange | NO | |
| 0069 | Farmers Insurance Group | 26298 | 13-2725441 | | | | Farmers Property and Casualty Insurance Company | RI | UDP | Farmers Insurance Exchange | Ownership | 80.000 | Farmers Insurance Exchange | NO | |
| 0069 | Farmers Insurance Group | 26298 | 13-2725441 | | | | Farmers Property and Casualty Insurance Company | RI | UDP | Truck Insurance Exchange | Ownership | 10.000 | Farmers Insurance Exchange | NO | |
| 0069 | Farmers Insurance Group | 26298 | 13-2725441 | | | | Farmers Property and Casualty Insurance Company | RI | UDP | Fire Insurance Exchange | Ownership | 10.000 | Farmers Insurance Exchange | NO | |
| 0069 | Farmers Insurance Group | 43699 | 59-2326047 | | | | Farmers Specialty Insurance Company | MI | IA | Foremost Insurance Company Grand Rapids, Michigan | Ownership | 100.000 | Farmers Insurance Exchange | NO | |
| 0069 | Farmers Insurance Group | 24392 | 74-1067657 | | | | Farmers Texas County Mutual Insurance Company | TX | IA | See Note 2 | Management | 0.000 | Farmers Insurance Exchange | NO | |
| | | 00000 | 27-0342907 | | | | FCOA, LLC | DE | NIA | Foremost Insurance Company Grand Rapids, Michigan | Ownership | 100.000 | Farmers Insurance Exchange | YES | |
| | | 00000 | 77-0530617 | | | | FFS Holding, LLC | NV | NIA | Mid-Century Insurance Company | Ownership | 100.000 | Farmers Insurance Exchange | YES | |
| 0069 | Farmers Insurance Group | 21660 | 95-6235715 | | | | Fire Insurance Exchange | CA | IA | See Note 3 | Other | 0.000 | | NO | |
| 0069 | Farmers Insurance Group | 29254 | 38-1721730 | | | | Foremost County Mutual Insurance Company | TX | IA | See Note 4 | Management | 0.000 | Farmers Insurance Exchange | NO | |
| 0069 | Farmers Insurance Group | 11185 | 38-1407533 | | | | Foremost Insurance Company Grand Rapids, Michigan | MI | IA | Farmers Insurance Exchange | Ownership | 80.000 | Farmers Insurance Exchange | NO | |
| 0069 | Farmers Insurance Group | 11185 | 38-1407533 | | | | Foremost Insurance Company Grand Rapids, Michigan | MI | IA | Fire Insurance Exchange | Ownership | 10.000 | Farmers Insurance Exchange | NO | |
| 0069 | Farmers Insurance Group | 11185 | 38-1407533 | | | | Foremost Insurance Company Grand Rapids, Michigan | MI | IA | Truck Insurance Exchange | Ownership | 10.000 | Farmers Insurance Exchange | NO | |
| 0069 | Farmers Insurance Group | 41688 | 75-1779175 | | | | Foremost Lloyds of Texas | TX | IA | See Note 5 | Management | 0.000 | Farmers Insurance Exchange | NO | |

STATEMENT AS OF MARCH 31, 2026 OF THE FARMERS DIRECT PROPERTY AND CASUALTY INSURANCE COMPANY

SCHEDULE Y
PART 1A - DETAILS OF INSURANCE HOLDING COMPANY SYSTEM

| 1 | 2 | 3 | 4 | 5 | 6 | 7 | 8 | 9 | 10 | 11 | 12 | 13 | 14 | 15 | 16 |
|------------|--|-------------------|------------|--------------|-----|--|--|----------------------|----------------------------------|--|--|--|--|-------------------------------------|----|
| Group Code | Group Name | NAIC Company Code | ID Number | Federal RSSD | CIK | Name of Securities Exchange if Publicly Traded (U.S. or International) | Names of Parent, Subsidiaries Or Affiliates | Domiciliary Location | Relationship to Reporting Entity | Directly Controlled by (Name of Entity/Person) | Type of Control (Ownership, Board, Management, Attorney-in-Fact, Influence, Other) | If Control is Ownership Provide Percentage | Ultimate Controlling Entity(ies)/Person(s) | Is an SCA Filing Required? (Yes/No) | * |
| .0069 | Farmers Insurance Group | 11800 | 35-1604635 | | | | Foremost Property and Casualty Insurance Company | MI | IA | Foremost Insurance Company Grand Rapids, Michigan | Ownership | 100.000 | Farmers Insurance Exchange | NO | |
| .0069 | Farmers Insurance Group | 41513 | 38-2430150 | | | | Foremost Signature Insurance Company | MI | IA | Foremost Insurance Company Grand Rapids, Michigan | Ownership | 100.000 | Farmers Insurance Exchange | NO | |
| | | 00000 | 99-0083322 | | | | Hawaii Insurance Consultants, Ltd. | HI | NIA | Mid-Century Insurance Company | Ownership | 100.000 | Farmers Insurance Exchange | YES | |
| | | 00000 | 83-3256280 | | | | HelpPoint Claims Services, LLC | DE | NIA | Mid-Century Insurance Company | Ownership | 100.000 | Farmers Insurance Exchange | NO | |
| .0069 | Farmers Insurance Group | 21679 | 36-2661515 | | | | Illinois Farmers Insurance Company | IL | IA | Farmers Insurance Exchange | Ownership | 100.000 | Farmers Insurance Exchange | NO | |
| | | 00000 | 65-0881673 | | | | Insurance Data Systems, G.P. | FL | NIA | Bristol West Holdings, Inc. | Ownership | 99.900 | Farmers Insurance Exchange | NO | |
| | | 00000 | 65-0881673 | | | | Insurance Data Systems, G.P. | FL | NIA | BW GP, LLC | Ownership | 0.100 | Farmers Insurance Exchange | NO | |
| | | 00000 | 85-2377860 | | | | MC Maple Tree, LLC | DE | NIA | Mid-Century Insurance Company | Ownership | 100.000 | Farmers Insurance Exchange | NO | |
| .0069 | Farmers Insurance Group | 21687 | 95-6016640 | | | | Mid-Century Insurance Company | CA | IA | Farmers Insurance Exchange | Ownership | 80.000 | Farmers Insurance Exchange | NO | |
| .0069 | Farmers Insurance Group | 21687 | 95-6016640 | | | | Mid-Century Insurance Company | CA | IA | Fire Insurance Exchange | Ownership | 10.000 | Farmers Insurance Exchange | NO | |
| .0069 | Farmers Insurance Group | 21687 | 95-6016640 | | | | Mid-Century Insurance Company | CA | IA | Truck Insurance Exchange | Ownership | 10.000 | Farmers Insurance Exchange | NO | |
| .0069 | Farmers Insurance Group | 28673 | 74-2448744 | | | | Mid-Century Insurance Company of Texas | TX | IA | Farmers Insurance Exchange | Ownership | 100.000 | Farmers Insurance Exchange | NO | |
| .0069 | Farmers Insurance Group | 10317 | 95-4528264 | | | | Neighborhood Spirit Property and Casualty Company | CA | IA | Fire Insurance Exchange | Ownership | 80.000 | Fire Insurance Exchange | NO | |
| .0069 | Farmers Insurance Group | 10317 | 95-4528264 | | | | Neighborhood Spirit Property and Casualty Company | CA | IA | Truck Insurance Exchange | Ownership | 20.000 | Fire Insurance Exchange | NO | |
| | | 00000 | 93-3089898 | | | | Northwest Distribution Center Apopka Road, LLC | DE | NIA | Farmers Insurance Exchange | Ownership | 100.000 | Farmers Insurance Exchange | NO | |
| .0069 | Farmers Insurance Group | 33120 | 65-0109120 | | | | Security National Insurance Company | FL | IA | Bristol West Holdings, Inc. | Ownership | 100.000 | Farmers Insurance Exchange | NO | |
| .0069 | Farmers Insurance Group | 21695 | 94-1663548 | | | | Texas Farmers Insurance Company | TX | IA | Farmers Insurance Exchange | Ownership | 86.280 | Farmers Insurance Exchange | NO | |
| .0069 | Farmers Insurance Group | 21695 | 94-1663548 | | | | Texas Farmers Insurance Company | TX | IA | Mid Century Insurance Company | Ownership | 13.720 | Farmers Insurance Exchange | NO | |
| .0069 | Farmers Insurance Group | 44245 | 13-3551577 | | | | Toggle Insurance Company | DE | IA | Mid-Century Insurance Company | Ownership | 100.000 | Farmers Insurance Exchange | NO | |
| .0069 | Farmers Insurance Group | 21709 | 95-2575892 | | | | Truck Insurance Exchange | CA | IA | See Note 6 | Other | 0.000 | | NO | |
| | ***THE FOLLOWING ARE ZURICH INSURANCE GROUP ENTITIES WITHIN NAIC GROUP CODE "0212" AND ARE NOT INCLUDED IN FARMERS INSURANCE GROUP WITHIN NAIC GROUP CODE "0069" | | | | | | *** | | | *** | | 0.000 | *** | | |
| | | 00000 | 88-2246655 | | | | 3PZ Holdings, LLC | DE | OTH | ZSF/Dallas Tower LLC | Ownership | 63.770 | Zurich Insurance Group Ltd. | NO | 11 |
| | | 00000 | | | | | Access Franchise Management Limited | GBR | OTH | Zurich Assurance Ltd | Ownership | 100.000 | Zurich Insurance Group Ltd. | NO | 11 |
| | | 00000 | | | | | ACN 000 141 051 Ltd. | AUS | OTH | Zurich Financial Services Australia Limited | Ownership | 100.000 | Zurich Insurance Group Ltd. | NO | 11 |
| | | 00000 | | | | | Afterland Limited | GBR | OTH | Zurich Assurance Ltd | Ownership | 100.000 | Zurich Insurance Group Ltd. | NO | 11 |
| | | 00000 | | | | | AG Haus der Wirtschaft | CHE | OTH | Zurich Versicherungs-Gesellschaft AG | Ownership | 8.163 | Zurich Insurance Group Ltd. | NO | 11 |
| | | 00000 | | | | | AIG Travel Asia Pacific Pte. Ltd. | SGP | OTH | Zurich Cover-More Global Travel, Inc. | Ownership | 100.000 | Zurich Insurance Group Ltd. | NO | 11 |
| | | 00000 | | | | | AIG Travel Assist Consulting (Shanghai) Co., Ltd. | CHN | OTH | Zurich Cover-More Global Travel, Inc. | Ownership | 100.000 | Zurich Insurance Group Ltd. | NO | 11 |
| | | 00000 | | | | | AIG Travel Assist Malaysia Sdn. Bhd. | MYS | OTH | Zurich Cover-More Global Travel, Inc. | Ownership | 100.000 | Zurich Insurance Group Ltd. | NO | 11 |
| | | 00000 | | | | | Allied Dunbar Assurance plc | GBR | OTH | Zurich Financial Services (UKISA) Nominees Limited | Ownership | 100.000 | Zurich Insurance Group Ltd. | NO | 11 |
| | | 00000 | | | | | Allied Dunbar Financial Services Limited | GBR | OTH | Allied Dunbar Assurance plc | Ownership | 100.000 | Zurich Insurance Group Ltd. | NO | 11 |
| | | 00000 | | | | | Allied Dunbar Provident plc | GBR | OTH | Allied Dunbar Assurance plc | Ownership | 100.000 | Zurich Insurance Group Ltd. | NO | 11 |
| | | 00000 | | | | | Allied Zurich Holdings Limited | JEY | OTH | Zurich Versicherungs-Gesellschaft AG | Ownership | 100.000 | Zurich Insurance Group Ltd. | NO | 11 |
| | | 00000 | | | | | Allied Zurich Limited | GBR | OTH | Zurich Insurance Group Ltd. | Ownership | 100.000 | Zurich Insurance Group Ltd. | NO | 11 |
| .0212 | Zurich U.S. Insurance Pool Group | 26247 | 36-6071400 | | | | American Guarantee and Liability Insurance Company | NY | OTH | Zurich American Insurance Company | Ownership | 100.000 | Zurich Insurance Group Ltd. | YES | 11 |
| .0212 | Zurich U.S. Insurance Pool Group | 40142 | 36-3141762 | | | | American Zurich Insurance Company | IL | OTH | Steadfast Insurance Company | Ownership | 100.000 | Zurich Insurance Group Ltd. | YES | 11 |

STATEMENT AS OF MARCH 31, 2026 OF THE FARMERS DIRECT PROPERTY AND CASUALTY INSURANCE COMPANY

SCHEDULE Y
PART 1A - DETAILS OF INSURANCE HOLDING COMPANY SYSTEM

| 1 | 2 | 3 | 4 | 5 | 6 | 7 | 8 | 9 | 10 | 11 | 12 | 13 | 14 | 15 | 16 |
|------------|------------------|-------------------|------------|--------------|-----|--|---|----------------------|----------------------------------|--|--|--|--|-------------------------------------|----|
| Group Code | Group Name | NAIC Company Code | ID Number | Federal RSSD | CIK | Name of Securities Exchange if Publicly Traded (U.S. or International) | Names of Parent, Subsidiaries Or Affiliates | Domiciliary Location | Relationship to Reporting Entity | Directly Controlled by (Name of Entity/Person) | Type of Control (Ownership, Board, Management, Attorney-in-Fact, Influence, Other) | If Control is Ownership Provide Percentage | Ultimate Controlling Entity(ies)/Person(s) | Is an SCA Filing Required? (Yes/No) | * |
| | | 00000 | | | | | Applyhere Pty Ltd | .AUS | OTH | Davidson Trahaire Holding Pty Ltd | Ownership | 100.000 | Zurich Insurance Group Ltd. | NO | 11 |
| | | 00000 | | | | | Ashdale Land and Property Company Limited | .GBR | OTH | Zurich Insurance plc | Ownership | 100.000 | Zurich Insurance Group Ltd. | NO | 11 |
| | | 00000 | | | | | Asistbras S/A Assist ncia ao Viajante | .BRA | OTH | Travel Ace Internacional de Servicios S.A. | Ownership | 65.000 | Zurich Insurance Group Ltd. | NO | 11 |
| | | 00000 | | | | | Assistance Online Pte. Ltd | .SGP | OTH | Customer Care Assistance Pty Ltd | Ownership | 100.000 | Zurich Insurance Group Ltd. | NO | 11 |
| | | 00000 | | | | | ASTIS Holdings Limited | .AUS | OTH | Cover-More Finance Pty Limited | Ownership | 100.000 | Zurich Insurance Group Ltd. | NO | 11 |
| | | 00000 | 36-4851720 | | | | Aust Office 1, LLC | .DE | OTH | Zurich American Insurance Company | Ownership | 100.000 | Zurich Insurance Group Ltd. | NO | 11 |
| | | 00000 | | | | | autoSense AG | .CHE | OTH | Zürich Versicherungs-Gesellschaft AG | Ownership | 33.330 | Zurich Insurance Group Ltd. | NO | 11 |
| | | 00000 | | | | | Ballykilliane Holdings Limited | .IRL | OTH | Zurich Insurance plc | Ownership | 100.000 | Zurich Insurance Group Ltd. | NO | 11 |
| | | 00000 | | | | | Bansabadell Pensiones, E.G.F.P, S.A. | .ESP | OTH | Zurich Vida, Compañia de Seguros y Reaseguros, S.A. - Sociad | Ownership | 50.000 | Zurich Insurance Group Ltd. | NO | 11 |
| | | 00000 | | | | | Bansabadell Seguros Generales, S.A. de Seguros y Reaseguros | .ESP | OTH | Zurich Versicherungs-Gesellschaft AG | Ownership | 50.000 | Zurich Insurance Group Ltd. | NO | 11 |
| | | 00000 | | | | | Bansabadell Servicios Auxiliares De Seguros, S.L. | .ESP | OTH | Bansabadell Seguros Generales, S.A. de Seguros y Reaseguros | Ownership | 100.000 | Zurich Insurance Group Ltd. | NO | 11 |
| | | 00000 | | | | | Bansabadell Vida S.A. de Seguros y Reaseguros | .ESP | OTH | Zurich Vida, Compañia de Seguros y Reaseguros, S.A. - Sociad | Ownership | 50.000 | Zurich Insurance Group Ltd. | NO | 11 |
| | | 00000 | 43-1796357 | | | | Benefit Finance Partners, L.L.C. | .DE | OTH | Zurich Benefit Finance LLC | Ownership | 50.000 | Zurich Insurance Group Ltd. | NO | 11 |
| | | 00000 | 13-4097988 | | | | BFP Securities LLC | .DE | OTH | Benefit Finance Partners, L.L.C. | Ownership | 100.000 | Zurich Insurance Group Ltd. | NO | 11 |
| | | 00000 | | | | | Bloomington Office LP | .DE | OTH | Zurich Structured Finance, Inc. | Ownership | 99.000 | Zurich Insurance Group Ltd. | NO | 11 |
| | | 00000 | 46-4107268 | | | | Bloomington Office MGP Manager, Inc | .DE | OTH | Zurich Structured Finance, Inc. | Ownership | 100.000 | Zurich Insurance Group Ltd. | NO | 11 |
| | | 00000 | | | | | Bloomington Office MGP, LLC | .DE | OTH | Bloomington Office MGP Manager, Inc | Ownership | 1.000 | Zurich Insurance Group Ltd. | NO | 11 |
| | | 00000 | | | | | Bloomington Office MGP, LLC | .DE | OTH | Zurich Structured Finance, Inc. | Ownership | 99.000 | Zurich Insurance Group Ltd. | NO | 11 |
| | | 00000 | | | | | Blue Insurance Australia Pty Ltd | .AUS | OTH | Blue Insurance Limited | Ownership | 100.000 | Zurich Insurance Group Ltd. | NO | 11 |
| | | 00000 | | | | | Blue Insurance Limited | .IRL | OTH | Cover-More Australia Pty Ltd | Ownership | 97.610 | Zurich Insurance Group Ltd. | NO | 11 |
| | | 00000 | | | | | Blue Marble Micro Limited | .GBR | OTH | Zürich Versicherungs-Gesellschaft AG | Ownership | 100.000 | Zurich Insurance Group Ltd. | NO | 11 |
| | | 00000 | | | | | Blue Marble Microinsurance, Inc. | .DE | OTH | Blue Marble Micro Limited | Ownership | 100.000 | Zurich Insurance Group Ltd. | NO | 11 |
| | | 00000 | | | | | Bonus Pensionskassen Aktiengesellschaft | .AUT | OTH | Zurich Versicherungs-Aktiengesellschaft | Ownership | 87.500 | Zurich Insurance Group Ltd. | NO | 11 |
| | | 00000 | | | | | BONUS Vorsorgekasse AG | .AUT | OTH | Zurich Versicherungs-Aktiengesellschaft | Ownership | 50.000 | Zurich Insurance Group Ltd. | NO | 11 |
| | | 00000 | 47-2289489 | | | | BOS Apt 1, LLC | .DE | OTH | Zurich American Insurance Company | Ownership | 100.000 | Zurich Insurance Group Ltd. | NO | 11 |
| | | 00000 | 47-2445859 | | | | BOS Apt 2, LLC | .DE | OTH | Zurich American Insurance Company | Ownership | 100.000 | Zurich Insurance Group Ltd. | NO | 11 |
| | | 00000 | 47-2483669 | | | | BOS Office 3, LLC | .DE | OTH | Farmers New World Life Insurance Company | Ownership | 100.000 | Zurich Insurance Group Ltd. | NO | 11 |
| | | 00000 | 37-1849541 | | | | BOS Office 4, LLC | .DE | OTH | Zurich American Insurance Company | Ownership | 100.000 | Zurich Insurance Group Ltd. | NO | 11 |
| | | 00000 | 39-3818568 | | | | BOS Office 5, LLC | .DE | OTH | American Zurich Insurance Company | Ownership | 100.000 | Zurich Insurance Group Ltd. | NO | 11 |
| | | 00000 | 47-4684158 | | | | BOS Retail 1, LLC | .DE | OTH | Zurich American Insurance Company | Ownership | 100.000 | Zurich Insurance Group Ltd. | NO | 11 |
| | | 00000 | | | | | Boxx Cyber Services Middle East Ltd | .ARE | OTH | Boxx Insurance Inc. | Ownership | 100.000 | Zurich Insurance Group Ltd. | NO | 11 |
| | | 00000 | | | | | Boxx Insurance Inc. | .CAN | OTH | Zürich Versicherungs-Gesellschaft AG | Ownership | 33.333 | Zurich Insurance Group Ltd. | NO | 11 |
| | | 00000 | 87-3332812 | | | | Boxx Insurance LLC | .FL | OTH | Boxx Insurance Inc. | Ownership | 100.000 | Zurich Insurance Group Ltd. | NO | 11 |
| | | 00000 | | | | | Boxx Services PTE Limited | .SGP | OTH | Boxx Insurance Inc. | Ownership | 100.000 | Zurich Insurance Group Ltd. | NO | 11 |
| | | 00000 | | | | | Boxx Solutions LLC | .FL | OTH | Boxx Insurance LLC | Ownership | 100.000 | Zurich Insurance Group Ltd. | NO | 11 |
| | | 00000 | | | | | Bristlecourt Limited | .GBR | OTH | Zurich Assurance Ltd | Ownership | 100.000 | Zurich Insurance Group Ltd. | NO | 11 |
| | | 00000 | | | | | brokerbusiness.ch AG | .CHE | OTH | Zürich Versicherungs-Gesellschaft AG | Ownership | 25.000 | Zurich Insurance Group Ltd. | NO | 11 |
| | | 00000 | | | | | Cayley Aviation Ltd. | .BMU | OTH | Zurich Insurance Company Ltd, Bermuda | Ownership | 100.000 | Zurich Insurance Group Ltd. | NO | 11 |
| | | 00000 | | | | | Celta Assistance SL | .ESP | OTH | Branch | Ownership | 100.000 | Zurich Insurance Group Ltd. | NO | 11 |
| | | 00000 | 13-4038482 | | | | Centre Group Holdings (U.S.) Limited | .DE | OTH | Universal Assistance S.A. | Ownership | 100.000 | Zurich Insurance Group Ltd. | NO | 11 |
| .0212 | Zurich Ins Group | 34649 | 34649 | | | | Centre Insurance Company | .DE | OTH | Zurich Structured Finance, Inc. | Ownership | 100.000 | Zurich Insurance Group Ltd. | NO | 11 |
| .0212 | Zurich Ins Group | 80896 | 04-1589940 | | | | Centre Life Insurance Company | .MA | OTH | Centre Solutions (U.S.) Limited | Ownership | 100.000 | Zurich Insurance Group Ltd. | NO | 11 |
| | | 00000 | 98-0153536 | | | | Centre Reinsurance (U.S.) Limited | .BMU | OTH | Centre Group Holdings (U.S.) Limited | Ownership | 100.000 | Zurich Insurance Group Ltd. | NO | 11 |
| | | 00000 | | | | | Centre Solutions (Bermuda) Limited | .BMU | OTH | Zurich Finance Company Ltd | Ownership | 100.000 | Zurich Insurance Group Ltd. | NO | 11 |

STATEMENT AS OF MARCH 31, 2026 OF THE FARMERS DIRECT PROPERTY AND CASUALTY INSURANCE COMPANY

SCHEDULE Y
PART 1A - DETAILS OF INSURANCE HOLDING COMPANY SYSTEM

| 1 | 2 | 3 | 4 | 5 | 6 | 7 | 8 | 9 | 10 | 11 | 12 | 13 | 14 | 15 | 16 |
|------------|----------------------------------|-------------------|------------|--------------|------------|--|---|-----------------------|-----------------------------------|--|--|--|--|--------------------------------------|----|
| Group Code | Group Name | NAIC Company Code | ID Number | Federal RSSD | CIK | Name of Securities Exchange if Publicly Traded (U.S. or International) | Names of Parent, Subsidiaries Or Affiliates | Domi-ciliary Location | Relation-ship to Reporting Entity | Directly Controlled by (Name of Entity/Person) | Type of Control (Ownership, Board, Management, Attorney-in-Fact, Influence, Other) | If Control is Ownership Provide Percentage | Ultimate Controlling Entity(ies)/Person(s) | Is an SCA Filing Re-quired? (Yes/No) | * |
| | | 00000 | 22-3645155 | | | | Centre Solutions (U.S.) Limited | .BMU | OTH | Centre Group Holdings (U.S.) Limited | Ownership | 100.000 | Zurich Insurance Group Ltd. | NO | 11 |
| | | 00000 | 88-0601732 | | | | Charlotte Industrial 3, LLC | .DE | OTH | Farmers New World Life Insurance Company | Ownership | 100.000 | Zurich Insurance Group Ltd. | NO | 11 |
| | | 00000 | 30-1113235 | | | | Charlotte Office 1, LLC | .DE | OTH | Zurich American Insurance Company | Ownership | 100.000 | Zurich Insurance Group Ltd. | NO | 11 |
| | | 00000 | 38-3988749 | | | | CHI APT 1, LLC | .DE | OTH | Zurich American Insurance Company | Ownership | 100.000 | Zurich Insurance Group Ltd. | NO | 11 |
| | | 00000 | 87-2430690 | | | | CHI IND 6, LLC | .DE | OTH | Farmers New World Life Insurance Company | Ownership | 100.000 | Zurich Insurance Group Ltd. | NO | 11 |
| | | 00000 | | | | | Chilena Consolidada Seguros de Vida S.A. | .CHL | OTH | Inversiones Suizo Chilena S.A. | Ownership | 98.977 | Zurich Insurance Group Ltd. | NO | 11 |
| | | 00000 | AA-2280100 | | 196453 | Bolsa de Comercio de Santiago | Chilena Consolidada Seguros Generales S.A. | .CHL | OTH | Chilena Consolidada Seguros de Vida S.A. | Ownership | 7.405 | Zurich Insurance Group Ltd. | NO | 11 |
| | | 00000 | AA-2280100 | | 196453 | Bolsa de Comercio de Santiago | Chilena Consolidada Seguros Generales S.A. | .CHL | OTH | Inversiones Suizo Chilena S.A. | Ownership | 82.732 | Zurich Insurance Group Ltd. | NO | 11 |
| | | 00000 | | | 0000034431 | Second Marche part of Euronext Paris stock exchange since 1987 | COFITEM-COFIMUR | .FRA | OTH | Zurich Versicherungs-Gesellschaft AG | Ownership | 12.405 | Zurich Insurance Group Ltd. | NO | 11 |
| | | 00000 | | | | | Collective Benefits Ltd | .GBR | OTH | Travel Guard Assist, Inc. | Ownership | 100.000 | Zurich Insurance Group Ltd. | NO | 11 |
| | | 00000 | | | | | Collective Denmark ApS | .DNK | OTH | AIG Travel Asia Pacific Pte. Ltd. | Ownership | 100.000 | Zurich Insurance Group Ltd. | NO | 11 |
| | | 00000 | | | | | Collective Europe Holdings B.V. | .NLD | OTH | Travel Guard Assist, Inc. | Ownership | 100.000 | Zurich Insurance Group Ltd. | NO | 11 |
| | | 00000 | | | | | Collective Netherlands B.V. | .NLD | OTH | AIG Travel Asia Pacific Pte. Ltd. | Ownership | 100.000 | Zurich Insurance Group Ltd. | NO | 11 |
| | | 00000 | | | | | Collective Society Ltd | .GBR | OTH | Travel Guard Assist, Inc. | Ownership | 100.000 | Zurich Insurance Group Ltd. | NO | 11 |
| .0212 | Zurich U.S. Insurance Pool Group | 34347 | 52-1096670 | | | | Colonial American Casualty and Surety Company | .IL | OTH | Fidelity and Deposit Company of Maryland | Ownership | 100.000 | Zurich Insurance Group Ltd. | NO | 11 |
| | | 00000 | | | | | Concisa Vorsorgeberatung und Management AG | .AUT | OTH | Bonus Pensionskassen Aktiengesellschaft | Ownership | 100.000 | Zurich Insurance Group Ltd. | NO | 11 |
| | | 00000 | | | | | Cover-More (NZ) Limited | .NZL | OTH | Cover-More Australia Pty Ltd | Ownership | 100.000 | Zurich Insurance Group Ltd. | NO | 11 |
| | | 00000 | | | | | Cover-More Asia Pte. Ltd | .SGP | OTH | Travel Assist Pty Limited | Ownership | 100.000 | Zurich Insurance Group Ltd. | NO | 11 |
| | | 00000 | | | | | Cover-More Australia Pty Ltd | .AUS | OTH | Cover-More Holdings Pty Ltd | Ownership | 100.000 | Zurich Insurance Group Ltd. | NO | 11 |
| | | 00000 | | | | | Cover-More Finance Pty Limited | .AUS | OTH | Cover-More Group Limited | Ownership | 100.000 | Zurich Insurance Group Ltd. | NO | 11 |
| | | 00000 | | | | | Cover-More Group Limited | .AUS | OTH | Zurich Travel Solutions Pty Limited | Ownership | 100.000 | Zurich Insurance Group Ltd. | NO | 11 |
| | | 00000 | | | | | Cover-More Holdings Pty Ltd | .AUS | OTH | Travel Assist Pty Limited | Ownership | 100.000 | Zurich Insurance Group Ltd. | NO | 11 |
| | | 00000 | | | | | Cover-More Holdings USA Inc. | .DE | OTH | Travel Assist Pty Limited | Ownership | 100.000 | Zurich Insurance Group Ltd. | NO | 11 |
| | | 00000 | 32-0487379 | | | | Cover-More Inc. | .DE | OTH | Cover-More Holdings USA Inc. | Ownership | 100.000 | Zurich Insurance Group Ltd. | NO | 11 |
| | | 00000 | | | | | Cover-More Insurance Services Limited | .GBR | OTH | Cover-More Australia Pty Ltd | Ownership | 100.000 | Zurich Insurance Group Ltd. | NO | 11 |
| | | 00000 | | | | | Cover-More Insurance Services Pty Ltd | .AUS | OTH | Travel Assist Pty Limited | Ownership | 100.000 | Zurich Insurance Group Ltd. | NO | 11 |
| | | 00000 | | | | | Cowbell Cyber India Private Limited | .IND | OTH | Cowbell Cyber, Inc. | Ownership | 100.000 | Zurich Insurance Group Ltd. | NO | 11 |
| | | 00000 | | | | | Cowbell Cyber Limited | .GBR | OTH | Cowbell Cyber, Inc. | Ownership | 100.000 | Zurich Insurance Group Ltd. | NO | 11 |
| | | 00000 | | | | | Cowbell Cyber Technologies ULC | .CAN | OTH | Cowbell Cyber, Inc. | Ownership | 100.000 | Zurich Insurance Group Ltd. | NO | 11 |
| | | 00000 | | | | | Cowbell Insurance Agency Inc. | .CAN | OTH | Cowbell Cyber, Inc. | Ownership | 100.000 | Zurich Insurance Group Ltd. | NO | 11 |
| | | 00000 | | | | | Cowbell Insurance Agency, LLC | .CA | OTH | Cowbell Cyber, Inc. | Ownership | 100.000 | Zurich Insurance Group Ltd. | NO | 11 |
| | | 00000 | | | | | Cowbell Managing General Agency Limited | .GBR | OTH | Cowbell Cyber, Inc. | Ownership | 100.000 | Zurich Insurance Group Ltd. | NO | 11 |
| | | 00000 | | | | | Cowbell Reinsurance Company | .VT | OTH | Cowbell Cyber, Inc. | Ownership | 100.000 | Zurich Insurance Group Ltd. | NO | 11 |
| | | 00000 | | | | | Cowbell Specialty Insurance Company | .NE | OTH | Cowbell Cyber, Inc. | Ownership | 100.000 | Zurich Insurance Group Ltd. | NO | 11 |
| | | 00000 | | | | | Cowbell, Inc. | .DE | OTH | Cowbell Cyber, Inc. | Ownership | 100.000 | Zurich Insurance Group Ltd. | NO | 11 |
| | | 00000 | | | | | CREC (Bloomington) Lender, LLC | .DE | OTH | Zurich Structured Finance, Inc. | Ownership | 0.000 | Zurich Insurance Group Ltd. | NO | 11 |
| | | 00000 | 87-4778968 | | | | CREC (Dallas) Lender, LLC | .DE | OTH | Zurich Structured Finance, Inc. | Ownership | 100.000 | Zurich Insurance Group Ltd. | NO | 11 |
| | | 00000 | | | | | CREC (Florence), LLC | .DE | OTH | ZSF/KY Annex LLC | Ownership | 50.000 | Zurich Insurance Group Ltd. | NO | 11 |
| | | 00000 | | | | | CREC (Florence), LLC | .DE | OTH | ZSF/Office KY, LLC | Ownership | 50.000 | Zurich Insurance Group Ltd. | NO | 11 |
| | | 00000 | | | | | CREC (Las Vegas), LLC | .DE | OTH | Zurich Structured Finance, Inc. | Ownership | 100.000 | Zurich Insurance Group Ltd. | NO | 11 |
| | | 00000 | | | | | CREC (Sioux Falls) Owner, LLC | .DE | OTH | Zurich Structured Finance, Inc. | Ownership | 100.000 | Zurich Insurance Group Ltd. | NO | 11 |
| | | 00000 | | | | | CREC (Sioux Falls), LLC | .DE | OTH | Zurich Structured Finance, Inc. | Ownership | 100.000 | Zurich Insurance Group Ltd. | NO | 11 |
| | | 00000 | | | | | Customer Care Assistance Pty Ltd | .AUS | OTH | Customer Care Holdings Pty Ltd | Ownership | 100.000 | Zurich Insurance Group Ltd. | NO | 11 |
| | | 00000 | | | | | Customer Care Holdings Pty Ltd | .AUS | OTH | Travel Assist Pty Limited | Ownership | 100.000 | Zurich Insurance Group Ltd. | NO | 11 |

STATEMENT AS OF MARCH 31, 2026 OF THE FARMERS DIRECT PROPERTY AND CASUALTY INSURANCE COMPANY

SCHEDULE Y
PART 1A - DETAILS OF INSURANCE HOLDING COMPANY SYSTEM

| 1 | 2 | 3 | 4 | 5 | 6 | 7 | 8 | 9 | 10 | 11 | 12 | 13 | 14 | 15 | 16 |
|------------|----------------------------------|-------------------|------------|--------------|-----|--|--|----------------------|----------------------------------|--|--|--|--|-------------------------------------|----|
| Group Code | Group Name | NAIC Company Code | ID Number | Federal RSSD | CIK | Name of Securities Exchange if Publicly Traded (U.S. or International) | Names of Parent, Subsidiaries Or Affiliates | Domiciliary Location | Relationship to Reporting Entity | Directly Controlled by (Name of Entity/Person) | Type of Control (Ownership, Board, Management, Attorney-in-Fact, Influence, Other) | If Control is Ownership Provide Percentage | Ultimate Controlling Entity(ies)/Person(s) | Is an SCA Filing Required? (Yes/No) | * |
| | | 00000 | | | | | Customer Care Pty Ltd | .AUS | OTH | Customer Care Holdings Pty Ltd | Ownership | 100.000 | Zurich Insurance Group Ltd. | NO | 11 |
| | | 00000 | | | | | Cyberboxx Cyber Services India Private Limited | .IND | OTH | Boxx Insurance Inc. | Ownership | 100.000 | Zurich Insurance Group Ltd. | NO | 11 |
| | | 00000 | | | | | DA Deutsche Allgemeine Versicherung Aktiengesellschaft | .DEU | OTH | Zürich Beteiligungs-Aktiengesellschaft (Deutschland) | Ownership | 100.000 | Zurich Insurance Group Ltd. | NO | 11 |
| | | 00000 | 46-4551450 | | | | Dallas Office MGP Manager, Inc. | .DE | OTH | Zurich Structured Finance, Inc. | Ownership | 100.000 | Zurich Insurance Group Ltd. | NO | 11 |
| | | 00000 | | | | | Dallas Office MGP, LLC | .DE | OTH | Dallas Office MGP Manager, Inc. | Ownership | 1.000 | Zurich Insurance Group Ltd. | NO | 11 |
| | | 00000 | | | | | Dallas Office MGP, LLC | .DE | OTH | Zurich Structured Finance, Inc. | Ownership | 99.000 | Zurich Insurance Group Ltd. | NO | 11 |
| | | 00000 | | | | | Dallas Tower LP | .DE | OTH | Zurich Structured Finance, Inc. | Ownership | 99.000 | Zurich Insurance Group Ltd. | NO | 11 |
| | | 00000 | | | | | Davidson Trahaire Corpsych (Singapore) Pte. Limited | .SGP | OTH | DTC Bidco Pty Ltd | Ownership | 100.000 | Zurich Insurance Group Ltd. | NO | 11 |
| | | 00000 | | | | | Davidson Trahaire Corpsych Pty Ltd | .AUS | OTH | Applyhere Pty Ltd | Ownership | 35.000 | Zurich Insurance Group Ltd. | NO | 11 |
| | | 00000 | | | | | Davidson Trahaire Corpsych Pty Ltd | .AUS | OTH | Davidson Trahaire Holding Pty Ltd | Ownership | 65.000 | Zurich Insurance Group Ltd. | NO | 11 |
| | | 00000 | | | | | Davidson Trahaire Holding Pty Ltd | .AUS | OTH | DTC Australia Pty Ltd | Ownership | 100.000 | Zurich Insurance Group Ltd. | NO | 11 |
| | | 00000 | | | | | DB Vita S.A. | .LUX | OTH | Deutscher Herold Aktiengesellschaft | Ownership | 25.000 | Zurich Insurance Group Ltd. | NO | 11 |
| | | 00000 | 85-0947856 | | | | DEN Industrial 2, LLC | .DE | OTH | Zurich American Insurance Company | Ownership | 100.000 | Zurich Insurance Group Ltd. | NO | 11 |
| | | 00000 | 39-4911504 | | | | DEN Office 1, LLC | .DE | OTH | American Zurich Insurance Company | Ownership | 50.000 | Zurich Insurance Group Ltd. | NO | 11 |
| | | 00000 | | | | | Dentolo Deutschland GmbH | .DEU | OTH | Zürich Beteiligungs-Aktiengesellschaft (Deutschland) | Ownership | 100.000 | Zurich Insurance Group Ltd. | NO | 11 |
| | | 00000 | | | | | Deutsche Zurich Pensiones, Entidad Gestora de Fondos de Pens | .ESP | OTH | Zurich Vida, Compania de Seguros y Reaseguros, S.A. - Sociad | Ownership | 50.000 | Zurich Insurance Group Ltd. | NO | 11 |
| | | 00000 | | | | | Deutscher Herold Aktiengesellschaft | .DEU | OTH | Zurich Beteiligungs-Aktiengesellschaft (Deutschland) | Ownership | 79.826 | Zurich Insurance Group Ltd. | NO | 11 |
| | | 00000 | | | | | Deutscher Pensionsfonds Aktiengesellschaft | .DEU | OTH | Deutscher Herold Aktiengesellschaft | Ownership | 74.900 | Zurich Insurance Group Ltd. | NO | 11 |
| | | 00000 | | | | | Deutsches Institut für Altersvorsorge GmbH | .DEU | OTH | Deutscher Herold Aktiengesellschaft | Ownership | 22.000 | Zurich Insurance Group Ltd. | NO | 11 |
| | | 00000 | | | | | DIG GmbH | .DEU | OTH | Digital Insurance Group B.V. | Ownership | 100.000 | Zurich Insurance Group Ltd. | NO | 11 |
| | | 00000 | | | | | DTC Australia Pty Ltd | .AUS | OTH | DTC Bidco Pty Ltd | Ownership | 100.000 | Zurich Insurance Group Ltd. | NO | 11 |
| | | 00000 | | | | | DTC Bidco Pty Ltd | .AUS | OTH | DTC Holdco Pty Ltd | Ownership | 100.000 | Zurich Insurance Group Ltd. | NO | 11 |
| | | 00000 | | | | | DTC Holdco Pty Ltd | .AUS | OTH | ASTIS Holdings Limited | Ownership | 100.000 | Zurich Insurance Group Ltd. | NO | 11 |
| | | 00000 | | | | | DTC NZ Bidco Limited | .NZL | OTH | DTC Bidco Pty Ltd | Ownership | 100.000 | Zurich Insurance Group Ltd. | NO | 11 |
| | | 00000 | | | | | Dunbar Assets Ireland | .IRL | OTH | ZCM Asset Holding Company (Bermuda) Limited | Ownership | 0.000 | Zurich Insurance Group Ltd. | NO | 11 |
| | | 00000 | | | | | Dunbar Assets Ireland | .IRL | OTH | Zurich Finance Company Ltd | Ownership | 0.037 | Zurich Insurance Group Ltd. | NO | 11 |
| | | 00000 | | | | | Dusfal S.A. | .URY | OTH | Zürich Versicherungs-Gesellschaft AG | Ownership | 100.000 | Zurich Insurance Group Ltd. | NO | 11 |
| | | 00000 | | | | | Eagle Star (Leasing) Limited | .GBR | OTH | Zurich Assurance Ltd | Ownership | 100.000 | Zurich Insurance Group Ltd. | NO | 11 |
| | | 00000 | | | | | Eagle Star European Life Assurance Company Limited | .IRL | OTH | Zurich Life Assurance plc | Ownership | 100.000 | Zurich Insurance Group Ltd. | NO | 11 |
| | | 00000 | | | | | Eagle Star Group Services Limited | .GBR | OTH | Eagle Star Holdings Limited | Ownership | 100.000 | Zurich Insurance Group Ltd. | NO | 11 |
| | | 00000 | | | | | Eagle Star Holding Company of Ireland | .IRL | OTH | Zurich Assurance Ltd | Ownership | 0.001 | Zurich Insurance Group Ltd. | NO | 11 |
| | | 00000 | | | | | Eagle Star Holding Company of Ireland | .IRL | OTH | Zurich Assurance Ltd | Ownership | 99.999 | Zurich Insurance Group Ltd. | NO | 11 |
| | | 00000 | | | | | Eagle Star Holdings Limited | .GBR | OTH | Zurich Financial Services (UKISA) Limited | Ownership | 100.000 | Zurich Insurance Group Ltd. | YES | 11 |
| | | 00000 | | | | | EcoHub AG | .CHE | OTH | Zürich Versicherungs-Gesellschaft AG | Ownership | 6.164 | Zurich Insurance Group Ltd. | NO | 11 |
| | | 00000 | | | | | Edilspettacolo SRL | .ITA | OTH | Zurich Insurance Company Ltd - Rappresentanza Generale per I | Ownership | 35.712 | Zurich Insurance Group Ltd. | NO | 11 |
| .0212 | Zurich U.S. Insurance Pool Group | 21326 | 47-6022701 | | | | Empire Fire and Marine Insurance Company | .IL | OTH | Zurich American Insurance Company | Ownership | 100.000 | Zurich Insurance Group Ltd. | NO | 11 |
| .0212 | Zurich U.S. Insurance Pool Group | 21334 | 73-6091717 | | | | Empire Indemnity Insurance Company | .OK | OTH | Zurich American Insurance Company | Ownership | 100.000 | Zurich Insurance Group Ltd. | NO | 11 |
| | | 00000 | | | | | Employee Services Limited | .GBR | OTH | Allied Dunbar Financial Services Limited | Ownership | 100.000 | Zurich Insurance Group Ltd. | NO | 11 |
| | | 00000 | | | | | Endsleigh Financial Services Limited | .GBR | OTH | Zurich Holdings (UK) Limited | Ownership | 100.000 | Zurich Insurance Group Ltd. | NO | 11 |
| | | 00000 | | | | | Endsleigh Pension Trustee Limited | .GBR | OTH | Zurich Holdings (UK) Limited | Ownership | 100.000 | Zurich Insurance Group Ltd. | NO | 11 |
| | | 00000 | | | | | Euclid KY Annex, LP | .DE | OTH | Zurich Structured Finance, Inc. | Ownership | 99.000 | Zurich Insurance Group Ltd. | NO | 11 |

STATEMENT AS OF MARCH 31, 2026 OF THE FARMERS DIRECT PROPERTY AND CASUALTY INSURANCE COMPANY

SCHEDULE Y
PART 1A - DETAILS OF INSURANCE HOLDING COMPANY SYSTEM

| 1 | 2 | 3 | 4 | 5 | 6 | 7 | 8 | 9 | 10 | 11 | 12 | 13 | 14 | 15 | 16 |
|------------|----------------------------------|-------------------|------------|--------------|-----|--|--|-----------------------|-----------------------------------|---|--|--|--|--------------------------------------|----|
| Group Code | Group Name | NAIC Company Code | ID Number | Federal RSSD | CIK | Name of Securities Exchange if Publicly Traded (U.S. or International) | Names of Parent, Subsidiaries Or Affiliates | Domi-ciliary Location | Relation-ship to Reporting Entity | Directly Controlled by (Name of Entity/Person) | Type of Control (Ownership, Board, Management, Attorney-in-Fact, Influence, Other) | If Control is Ownership Provide Percentage | Ultimate Controlling Entity(ies)/Person(s) | Is an SCA Filing Re-quired? (Yes/No) | * |
| | | 00000 | | | | | Euclid Office LP | DE | OTH | Zurich Structured Finance, Inc. | Ownership | 99.000 | Zurich Insurance Group Ltd. | NO | 11 |
| | | 00000 | | | | | Euroamérica Administradora General de Fondos S.A | CHL | OTH | Chilena Consolidada Seguros de Vida S.A. Zurich Insurance plc Niederlassung fur | Ownership | 100.000 | Zurich Insurance Group Ltd. | NO | 11 |
| | | 00000 | | | | | Extremus Versicherung-Aktiengesellschaft | DEU | OTH | Deutschland | Ownership | 5.000 | Zurich Insurance Group Ltd. | NO | 11 |
| | | 00000 | 45-3561769 | | | | Farmers Family Fund | CA | OTH | Farmers Group, Inc. | Ownership | 100.000 | Zurich Insurance Group Ltd. | NO | 7 |
| | | 00000 | 95-3003951 | | | | Farmers General Insurance Agency, Inc. | RI | OTH | FIG Leasing Co, Inc. | Ownership | 100.000 | Zurich Insurance Group Ltd. | NO | 7 |
| | | 00000 | 95-0725935 | | | | Farmers Group, Inc. | NV | OTH | Zurich Insurance Group Ltd. | Ownership | 12.100 | Zurich Insurance Group Ltd. | NO | 7 |
| | | 00000 | 95-0725935 | | | | Farmers Group, Inc. | NV | OTH | Zurich Versicherungs-Gesellschaft AG | Ownership | 87.900 | Zurich Insurance Group Ltd. | NO | 7 |
| .0212 | Zurich Ins Group | 00000 | 46-4261000 | | | | Farmers Life Insurance Company of New York | NY | OTH | Farmers New World Life Insurance Company | Ownership | 100.000 | Zurich Insurance Group Ltd. | NO | 11 |
| .0212 | Zurich Ins Group | 63177 | 91-0335750 | | | | Farmers New World Life Insurance Company | WA | OTH | Farmers Group, Inc. | Ownership | 100.000 | Zurich Insurance Group Ltd. | NO | 7 |
| .0212 | Zurich Ins Group | 10873 | 95-4650862 | | | | Farmers Reinsurance Company | CA | OTH | Farmers Group, Inc. | Ownership | 100.000 | Zurich Insurance Group Ltd. | NO | 7 |
| | | 00000 | | | | | Farmers Services Corporation | NV | OTH | Farmers Group, Inc. | Ownership | 100.000 | Zurich Insurance Group Ltd. | NO | 7 |
| | | 00000 | | | | | Farmers Underwriters Association | CA | OTH | Farmers Group, Inc. | Ownership | 100.000 | Zurich Insurance Group Ltd. | NO | 7 |
| .0212 | Zurich U.S. Insurance Pool Group | 39306 | 13-3046577 | | | | Fidelity and Deposit Company of Maryland | IL | OTH | Zurich American Insurance Company | Ownership | 100.000 | Zurich Insurance Group Ltd. | NO | 11 |
| | | 00000 | | | | | FIG Holding Company | CA | OTH | Farmers Group, Inc. | Ownership | 100.000 | Zurich Insurance Group Ltd. | NO | 7 |
| | | 00000 | | | | | FIG Leasing Co., Inc. | CA | OTH | Farmers Group, Inc. | Ownership | 100.000 | Zurich Insurance Group Ltd. | NO | 7 |
| | | 00000 | 95-2670247 | | | | Fire Underwriters Association | CA | OTH | Farmers Group, Inc. | Ownership | 100.000 | Zurich Insurance Group Ltd. | NO | 7 |
| | | 00000 | | | | | Fitsense Insurance Services Pty Ltd | AUS | OTH | Travel Assist Pty Limited | Ownership | 100.000 | Zurich Insurance Group Ltd. | NO | 11 |
| | | 00000 | | | | | For Care S.p.A. | ITA | OTH | Zurich Investments Life S.p.A. | Ownership | 100.000 | Zurich Insurance Group Ltd. | NO | 11 |
| | | 00000 | | | | | Futuro de Bolivia S.A. Administradora de Fondos de Pensiones | BOL | OTH | Zurich Boliviana Seguros Personales S.A. | Ownership | 8.422 | Zurich Insurance Group Ltd. | NO | 11 |
| | | 00000 | | | | | Futuro de Bolivia S.A. Administradora de Fondos de Pensiones | BOL | OTH | Zurich South America Invest AB | Ownership | 71.578 | Zurich Insurance Group Ltd. | NO | 11 |
| | | 00000 | 83-1572480 | | | | FX Insurance Agency Hawaii, LLC | HI | OTH | FIG Leasing Co., Inc. | Ownership | 100.000 | Zurich Insurance Group Ltd. | NO | 7 |
| | | 00000 | 35-2281892 | | | | FX Insurance Agency, LLC | DE | OTH | FIG Leasing Co., Inc. | Ownership | 100.000 | Zurich Insurance Group Ltd. | NO | 11 |
| | | 00000 | | | | | General Surety & Guarantee Co Limited | GBR | OTH | Zurich Insurance Company (U.K.) Limited | Ownership | 100.000 | Zurich Insurance Group Ltd. | NO | 11 |
| | | 00000 | | | | | H4B Humboldthafen Einheitsgesellschaft GmbH&Co.KG | DEU | OTH | REX-ZDHL S.C.S. SICAV-SIF | Ownership | 94.900 | Zurich Insurance Group Ltd. | NO | 11 |
| | | 00000 | | | | | Halo Holdco Limited | GBR | OTH | Cover-More Australia Pty Ltd | Ownership | 100.000 | Zurich Insurance Group Ltd. | NO | 11 |
| | | 00000 | | | | | Halo Holdco Limited | GBR | OTH | Zürich Versicherungs-Gesellschaft AG | Ownership | 0.000 | Zurich Insurance Group Ltd. | NO | 11 |
| | | 00000 | | | | | Halo Insurance Services Limited | GBR | OTH | Halo Holdco Limited | Ownership | 100.000 | Zurich Insurance Group Ltd. | NO | 11 |
| | | 00000 | | | | | Halo Insurance Services Pty Ltd | AUS | OTH | Halo Insurance Services Limited | Ownership | 100.000 | Zurich Insurance Group Ltd. | NO | 11 |
| | | 00000 | | | | | Hawkcentral Limited | GBR | OTH | Zurich Assurance Ltd | Ownership | 100.000 | Zurich Insurance Group Ltd. | NO | 11 |
| | | 00000 | | | | | Healthinsite Proprietary Limited | ZAF | OTH | Zürich Versicherungs-Gesellschaft AG | Ownership | 100.000 | Zurich Insurance Group Ltd. | NO | 11 |
| | | 00000 | | | | | Healthlogix Pty Ltd | AUS | OTH | Insite Holdings Pty Ltd | Ownership | 100.000 | Zurich Insurance Group Ltd. | NO | 11 |
| | | 00000 | | | | | Healthlogix Tecnologia Eireli | BRA | OTH | Healthlogix Pty Ltd | Ownership | 100.000 | Zurich Insurance Group Ltd. | NO | 11 |
| | | 00000 | | | | | Hefesto Consulting Group, S. de R.L. de C.V. | MEX | OTH | Farmers Group, Inc. | Ownership | 99.990 | Zurich Insurance Group Ltd. | NO | 7 |
| | | 00000 | | | | | Hefesto Consulting Group, S. de R.L. de C.V. | MEX | OTH | FIG Leasing Co., Inc. | Ownership | 0.010 | Zurich Insurance Group Ltd. | NO | 7 |
| | | 00000 | | | | | Herengracht Investments B.V | DEU | OTH | RE Curve Holding B.V. | Ownership | 100.000 | Zurich Insurance Group Ltd. | NO | 11 |
| | | 00000 | | | | | Hestia Arroyomolinos S.L.U. | ESP | OTH | REX-SPAIN-ZDHL S.L. | Ownership | 100.000 | Zurich Insurance Group Ltd. | NO | 11 |
| | | 00000 | | | | | Hestia Móstoles S.L.U. | ESP | OTH | REX-SPAIN-ZDHL S.L. | Ownership | 100.000 | Zurich Insurance Group Ltd. | NO | 11 |
| | | 00000 | 46-2975161 | | | | HOU IND 1, LLC | DE | OTH | Zurich American Insurance Company | Ownership | 100.000 | Zurich Insurance Group Ltd. | NO | 11 |
| | | 00000 | 46-2984834 | | | | HOU IND 2, LLC | DE | OTH | Zurich American Insurance Company | Ownership | 100.000 | Zurich Insurance Group Ltd. | NO | 11 |
| | | 00000 | 36-4912511 | | | | HOU IND 3, LLC | DE | OTH | Zurich American Insurance Company | Ownership | 100.000 | Zurich Insurance Group Ltd. | NO | 11 |
| | | 00000 | | | | | Icen Risk B.V. | NLD | OTH | Nexit 2018 Limited | Ownership | 100.000 | Zurich Insurance Group Ltd. | NO | 11 |
| | | 00000 | | | | | Icen Risk B.V. | ITA | OTH | Icen Risk B.V. | Ownership | 100.000 | Zurich Insurance Group Ltd. | NO | 11 |
| | | 00000 | | | | | Icen Risk B.V. (Italian Branch) | ITA | OTH | Nexit 2018 Limited | Ownership | 100.000 | Zurich Insurance Group Ltd. | NO | 11 |

STATEMENT AS OF MARCH 31, 2026 OF THE FARMERS DIRECT PROPERTY AND CASUALTY INSURANCE COMPANY

SCHEDULE Y
PART 1A - DETAILS OF INSURANCE HOLDING COMPANY SYSTEM

| 1 | 2 | 3 | 4 | 5 | 6 | 7 | 8 | 9 | 10 | 11 | 12 | 13 | 14 | 15 | 16 |
|------------|------------|-------------------|------------|--------------|-----|--|--|-----------------------|-----------------------------------|--|--|--|--|--------------------------------------|----|
| Group Code | Group Name | NAIC Company Code | ID Number | Federal RSSD | CIK | Name of Securities Exchange if Publicly Traded (U.S. or International) | Names of Parent, Subsidiaries Or Affiliates | Domi-ciliary Location | Relation-ship to Reporting Entity | Directly Controlled by (Name of Entity/Person) | Type of Control (Ownership, Board, Management, Attorney-in-Fact, Influence, Other) | If Control is Ownership Provide Percentage | Ultimate Controlling Entity(ies)/Person(s) | Is an SCA Filing Re-quired? (Yes/No) | * |
| | | 00000 | | | | | Icen Risk GmbH | .AUS | OTH | Nexit 2018 Limited | Ownership | 100.000 | Zurich Insurance Group Ltd. | NO | 11 |
| | | 00000 | | | | | Icen Risk Limited | .GBR | OTH | Nexit 2018 Limited | Ownership | 100.000 | Zurich Insurance Group Ltd. | NO | 11 |
| | | 00000 | | | | | Independence Center Realty L.P. | .DE | OTH | Philadelphia Investor, LLC | Ownership | 89.000 | Zurich Insurance Group Ltd. | NO | 11 |
| | | 00000 | 52-1772195 | | | | INNATE, Inc. | .DC | OTH | Cover-More Holdings USA Inc. | Ownership | 100.000 | Zurich Insurance Group Ltd. | NO | 11 |
| | | 00000 | | | | | Insite Holdings Pty Ltd | .AUS | OTH | Zürich Versicherungs-Gesellschaft AG | Ownership | 100.000 | Zurich Insurance Group Ltd. | NO | 11 |
| | | 00000 | | | | | INTEGRA Versicherungsdienst GmbH | .AUT | OTH | Zürich Versicherungs-Aktiengesellschaft | Ownership | 100.000 | Zurich Insurance Group Ltd. | NO | 11 |
| | | 00000 | | | | | Intelligent Technologies OÜ | .EST | OTH | Zürich Versicherungs-Gesellschaft AG | Ownership | 100.000 | Zurich Insurance Group Ltd. | NO | 11 |
| | | 00000 | | | | | International Travel Assistance S.A. | .PAN | OTH | Zürich Versicherungs-Gesellschaft AG | Ownership | 55.000 | Zurich Insurance Group Ltd. | NO | 11 |
| | | 00000 | | | | | Inversiones Suizo Chilena S.A. | .CHL | OTH | Inversiones Suizo-Argentina S.A. | Ownership | 0.001 | Zurich Insurance Group Ltd. | NO | 11 |
| | | 00000 | | | | | Inversiones Suizo Chilena S.A. | .CHL | OTH | Zurich Versicherungs-Gesellschaft AG | Ownership | 99.999 | Zurich Insurance Group Ltd. | NO | 11 |
| | | 00000 | | | | | Inversiones Suizo-Argentina S.A. | .ARG | OTH | Zurich Lebensversicherungs-Gesellschaft AG | Ownership | 5.004 | Zurich Insurance Group Ltd. | NO | 11 |
| | | 00000 | | | | | Inversiones Suizo-Argentina S.A. | .ARG | OTH | Zurich Versicherungs-Gesellschaft AG | Ownership | 94.996 | Zurich Insurance Group Ltd. | NO | 11 |
| | | 00000 | | | | | Inversiones ZS America Dos Limitada | .CHL | OTH | Inversiones ZS America SpA | Ownership | 100.000 | Zurich Insurance Group Ltd. | NO | 11 |
| | | 00000 | | | | | Inversiones ZS America SpA | .CHL | OTH | Zurich Santander Insurance America, S.L. | Ownership | 100.000 | Zurich Insurance Group Ltd. | NO | 11 |
| | | 00000 | | | | | Inversiones ZS America Tres SpA | .CHL | OTH | Zurich Santander Insurance America, S.L. | Ownership | 100.000 | Zurich Insurance Group Ltd. | NO | 11 |
| | | 00000 | | | | | Irish National Insurance Company p.l.c. | .IRL | OTH | Zurich Insurance plc | Ownership | 100.000 | Zurich Insurance Group Ltd. | NO | 11 |
| | | 00000 | | | | | Karvat Cover-More Assist. Pvt Ltd. | .IND | OTH | Cover-More Asia Pte. Ltd | Ownership | 100.000 | Zurich Insurance Group Ltd. | NO | 11 |
| | | 00000 | | | | | Kennet Road 1 UK Limited | .GBR | OTH | Zurich Assurance Ltd | Ownership | 100.000 | Zurich Insurance Group Ltd. | NO | 11 |
| | | 00000 | | | | | Kennet Road 2 UK Limited | .GBR | OTH | Zurich Assurance Ltd | Ownership | 100.000 | Zurich Insurance Group Ltd. | NO | 11 |
| | | 00000 | | | | | Klare Corredora de Seguros S.A. | .CHL | OTH | Zurich Insurance Mobile Solutions AG | Ownership | 49.900 | Zurich Insurance Group Ltd. | NO | 11 |
| | | 00000 | | | | | Komparu B.V. | .NLD | OTH | Digital Insurance Group B.V. | Ownership | 100.000 | Zurich Insurance Group Ltd. | NO | 11 |
| | | 00000 | | | | | Kono Insurance Limited | .HKG | OTH | Zurich Versicherungs-Gesellschaft AG | Ownership | 100.000 | Zurich Insurance Group Ltd. | NO | 11 |
| | | 00000 | 38-2336672 | | | | Kraft Lake Insurance Agency, Inc. | .MI | OTH | FIG Leasing Co, Inc. | Ownership | 100.000 | Zurich Insurance Group Ltd. | NO | 11 |
| | | 00000 | 88-1615240 | | | | LA Apt. 1, LLC | .DE | OTH | Zurich American Insurance Company | Ownership | 100.000 | Zurich Insurance Group Ltd. | NO | 11 |
| | | 00000 | 36-4877375 | | | | LA Industrial 1, LLC | .DE | OTH | Zurich American Insurance Company | Ownership | 100.000 | Zurich Insurance Group Ltd. | NO | 11 |
| | | 00000 | 88-3063378 | | | | LA Industrial 4, LLC | .DE | OTH | Zurich American Insurance Company | Ownership | 100.000 | Zurich Insurance Group Ltd. | NO | 11 |
| | | 00000 | 47-1325180 | | | | LA Retail 1 LLC | .DE | OTH | Zurich American Insurance Company | Ownership | 100.000 | Zurich Insurance Group Ltd. | NO | 11 |
| | | 00000 | | | | | Leonardo Productions AG | .CHE | OTH | Zürich Versicherungs-Gesellschaft AG | Ownership | 25.000 | Zurich Insurance Group Ltd. | NO | 11 |
| | | 00000 | 39-1611328 | | | | Livetravel Inc. | .WI | OTH | Zurich Cover-More Global Travel, Inc. | Ownership | 100.000 | Zurich Insurance Group Ltd. | NO | 11 |
| | | 00000 | | | | | Mapfre Yasam Sigorta A.S. | .TUR | OTH | Zurich Sigorta A.S. | Ownership | 99.778 | Zurich Insurance Group Ltd. | NO | 11 |
| | | 00000 | | | | | MEATPACKING B.V. | .NLD | OTH | Rock Inne Vastgoed B.V. | Ownership | 100.000 | Zurich Insurance Group Ltd. | NO | 11 |
| | | 00000 | | | | | Medidata AG | .CHE | OTH | Zurich Versicherungs-Gesellschaft AG | Ownership | 8.852 | Zurich Insurance Group Ltd. | NO | 11 |
| | | 00000 | 30-0947450 | | | | MIAMI INDUSTRIAL 1, LLC | .DE | OTH | Zurich American Insurance Company | Ownership | 100.000 | Zurich Insurance Group Ltd. | NO | 11 |
| | | 00000 | 38-4002060 | | | | Miami Office 2, LLC | .DE | OTH | Zurich American Insurance Company | Ownership | 100.000 | Zurich Insurance Group Ltd. | NO | 11 |
| | | 00000 | 35-2567170 | | | | MIAMI OFFICE 3, LLC | .DE | OTH | Zurich American Insurance Company | Ownership | 100.000 | Zurich Insurance Group Ltd. | NO | 11 |
| | | 00000 | 61-1852255 | | | | Miami Retail 1, LLC | .DE | OTH | Zurich American Insurance Company | Ownership | 100.000 | Zurich Insurance Group Ltd. | NO | 11 |
| | | 00000 | | | | | Minas Brasil Promotora de Servicos S/A | .BRA | OTH | Zurich Minas Brasil Seguros S.A. | Ownership | 100.000 | Zurich Insurance Group Ltd. | NO | 11 |
| | | 00000 | 30-1003542 | | | | MSP APT 1, LLC | .DE | OTH | Zurich American Insurance Company | Ownership | 100.000 | Zurich Insurance Group Ltd. | NO | 11 |
| | | 00000 | 87-1630047 | | | | Nashville Apt. 1, LLC | .DE | OTH | Zurich American Insurance Company | Ownership | 0.000 | Zurich Insurance Group Ltd. | NO | 11 |
| | | 00000 | 30-1004249 | | | | Nashville Office 1, LLC | .DE | OTH | Zurich American Insurance Company | Ownership | 100.000 | Zurich Insurance Group Ltd. | NO | 11 |
| | | 00000 | | | | | Navigators and General Insurance Company Limited | .GBR | OTH | Zurich Insurance plc | Ownership | 100.000 | Zurich Insurance Group Ltd. | NO | 11 |
| | | 00000 | | | | | Nearheath Limited | .GBR | OTH | Zurich Assurance Ltd | Ownership | 100.000 | Zurich Insurance Group Ltd. | NO | 11 |
| | | 00000 | | | | | Nexit 2018 Limited | .GBR | OTH | Zürich Versicherungs-Gesellschaft AG | Ownership | 48.973 | Zurich Insurance Group Ltd. | NO | 11 |
| | | 00000 | 30-1071415 | | | | NY Industrial 1, LLC | .DE | OTH | Zurich American Insurance Company | Ownership | 100.000 | Zurich Insurance Group Ltd. | NO | 11 |
| | | 00000 | | | | | Oak Underwriting plc | .GBR | OTH | Zurich Holdings (UK) Limited | Ownership | 100.000 | Zurich Insurance Group Ltd. | NO | 11 |

STATEMENT AS OF MARCH 31, 2026 OF THE FARMERS DIRECT PROPERTY AND CASUALTY INSURANCE COMPANY

SCHEDULE Y
PART 1A - DETAILS OF INSURANCE HOLDING COMPANY SYSTEM

| 1 | 2 | 3 | 4 | 5 | 6 | 7 | 8 | 9 | 10 | 11 | 12 | 13 | 14 | 15 | 16 |
|------------|------------|-------------------|------------|--------------|-----|--|---|-----------------------|-----------------------------------|---|--|--|--|--------------------------------------|----|
| Group Code | Group Name | NAIC Company Code | ID Number | Federal RSSD | CIK | Name of Securities Exchange if Publicly Traded (U.S. or International) | Names of Parent, Subsidiaries Or Affiliates | Domi-ciliary Location | Relation-ship to Reporting Entity | Directly Controlled by (Name of Entity/Person) | Type of Control (Ownership, Board, Management, Attorney-in-Fact, Influence, Other) | If Control is Ownership Provide Percentage | Ultimate Controlling Entity(ies)/Person(s) | Is an SCA Filing Re-quired? (Yes/No) | * |
| | | 00000 | | | | | OnePath General Insurance Pty Limited | .AUS. | OTH. | Zurich Financial Services Australia Limited | Ownership | 100.000 | Zurich Insurance Group Ltd. | NO | 11 |
| | | 00000 | | | | | OnePath Life Australia Holdings Pty Ltd | .AUS. | OTH. | Zurich Financial Services Australia Limited | Ownership | 100.000 | Zurich Insurance Group Ltd. | NO | 11 |
| | | 00000 | | | | | OnePath Life Limited | .AUS. | OTH. | OnePath Life Australia Holdings Pty Ltd | Ownership | 100.000 | Zurich Insurance Group Ltd. | NO | 11 |
| | | 00000 | | | | | Onsi Australia Pty Ltd | .AUS. | OTH. | Collective Group Holdings Limited | Ownership | 100.000 | Zurich Insurance Group Ltd. | NO | 11 |
| | | 00000 | | | | | Orange Stone Company | .IRL. | OTH. | Zurich Finance Company AG | Ownership | 100.000 | Zurich Insurance Group Ltd. | NO | 11 |
| | | 00000 | | | | | Orion Rechtsschutz-Versicherung AG | .CHE. | OTH. | Zurich Versicherungs-Gesellschaft AG | Ownership | 78.000 | Zurich Insurance Group Ltd. | NO | 11 |
| | | 00000 | | | | | Parcelgate Limited | .GBR. | OTH. | Zurich Assurance Ltd | Ownership | 100.000 | Zurich Insurance Group Ltd. | NO | 11 |
| | | 00000 | | | | | Perils AG | .CHE. | OTH. | Zurich Versicherungs-Gesellschaft AG | Ownership | 11.111 | Zurich Insurance Group Ltd. | NO | 11 |
| | | 00000 | | | | | Perunsel S.A. | .URY. | OTH. | Zürich Versicherungs-Gesellschaft AG | Ownership | 60.000 | Zurich Insurance Group Ltd. | NO | 11 |
| | | 00000 | | | | | PFS Pension Fund Services AG | .CHE. | OTH. | Zürich Versicherungs-Gesellschaft AG | Ownership | 18.433 | Zurich Insurance Group Ltd. | NO | 11 |
| | | 00000 | 35-2553880 | | | | Philly Office 1, LLC | .DE. | OTH. | Zurich American Insurance Company | Ownership | 100.000 | Zurich Insurance Group Ltd. | NO | 11 |
| | | 00000 | 87-1553300 | | | | Philly Office Land, LLC | .DE. | OTH. | Zurich American Insurance Company | Ownership | 100.000 | Zurich Insurance Group Ltd. | NO | 11 |
| | | 00000 | 47-1392591 | | | | POR Apt 1, LLC | .DE. | OTH. | Zurich American Insurance Company | Ownership | 100.000 | Zurich Insurance Group Ltd. | NO | 11 |
| | | 00000 | 47-4067157 | | | | POR Apt 2, LLC | .DE. | OTH. | Zurich American Insurance Company | Ownership | 100.000 | Zurich Insurance Group Ltd. | NO | 11 |
| | | 00000 | | | | | Prime Corporate Psychology Pty Ltd | .AUS. | OTH. | DTC Bidco Pty Ltd | Ownership | 100.000 | Zurich Insurance Group Ltd. | NO | 11 |
| | | 00000 | | | | | Protector Lebensversicherungs-AG | .DEU. | OTH. | Zurich Deutscher Herold Lebensversicherung Aktiengesellschaft | Ownership | 5.158 | Zurich Insurance Group Ltd. | NO | 11 |
| | | 00000 | | | | | PT Asuransi Adira Dinamika Tbk | .IDN. | OTH. | Zürich Versicherungs-Gesellschaft AG | Ownership | 98.488 | Zurich Insurance Group Ltd. | NO | 11 |
| | | 00000 | AA-5360007 | | | | PT Zurich Insurance Indonesia | .IDN. | OTH. | Zürich Rückversicherungs-Gesellschaft AG | Ownership | 1.569 | Zurich Insurance Group Ltd. | NO | 11 |
| | | 00000 | AA-5360007 | | | | PT Zurich Insurance Indonesia | .IDN. | OTH. | Zurich Versicherungs-Gesellschaft AG | Ownership | 97.091 | Zurich Insurance Group Ltd. | NO | 11 |
| | | 00000 | | | | | PT Zurich Topas Life | .IDN. | OTH. | Zurich Versicherungs-Gesellschaft AG | Ownership | 80.000 | Zurich Insurance Group Ltd. | NO | 11 |
| | | 00000 | | | | | Qover | .BEL. | OTH. | Zürich Versicherungs-Gesellschaft AG | Ownership | 21.260 | Zurich Insurance Group Ltd. | NO | 11 |
| | | 00000 | 88-3031830 | | | | Raleigh Office 2, LLC | .DE. | OTH. | Farmers New World Life Insurance Company | Ownership | 100.000 | Zurich Insurance Group Ltd. | NO | 11 |
| | | 00000 | | | | | RE Curve Holding B.V. | .DEU. | OTH. | Zurich Deutscher Herold Lebensversicherung Aktiengesellschaft | Ownership | 100.000 | Zurich Insurance Group Ltd. | NO | 11 |
| | | 00000 | | | | | Real Garant Espana S.L. | .ESP. | OTH. | Real Garant GmbH Garantiesysteme | Ownership | 100.000 | Zurich Insurance Group Ltd. | NO | 11 |
| | | 00000 | | | | | Real Garant GmbH Garantiesysteme | .DEU. | OTH. | Real Garant Versicherung Aktiengesellschaft | Ownership | 100.000 | Zurich Insurance Group Ltd. | NO | 11 |
| | | 00000 | | | | | Real Garant Versicherung Aktiengesellschaft (Deutschland) | .DEU. | OTH. | Zurich Beteiligungs-Aktiengesellschaft | Ownership | 100.000 | Zurich Insurance Group Ltd. | NO | 11 |
| | | 00000 | | | | | REX Baume S.C.I | .FRA. | OTH. | REX Holding France | Ownership | 100.000 | Zurich Insurance Group Ltd. | NO | 11 |
| | | 00000 | | | | | REX Holding France | .FRA. | OTH. | REX OPPCI Fonds | Ownership | 100.000 | Zurich Insurance Group Ltd. | NO | 11 |
| | | 00000 | | | | | REX Holding S.a.r.l. | .LUX. | OTH. | REX-ZDHL S.C.S. SICAV-SIF | Ownership | 100.000 | Zurich Insurance Group Ltd. | NO | 11 |
| | | 00000 | | | | | REX Mauchamps | .FRA. | OTH. | REX Holding France | Ownership | 100.000 | Zurich Insurance Group Ltd. | NO | 11 |
| | | 00000 | | | | | REX Vilette | .FRA. | OTH. | REX Holding France | Ownership | 0.000 | Zurich Insurance Group Ltd. | NO | 11 |
| | | 00000 | | | | | REX-Aurea-ZDHL S.C.S. | .LUX. | OTH. | REX-ZDHL GP S.à r.l. | Ownership | 100.000 | Zurich Insurance Group Ltd. | NO | 11 |
| | | 00000 | | | | | REX-De Baak B.V. | .NLD. | OTH. | REX Holding S.à r.l. | Ownership | 100.000 | Zurich Insurance Group Ltd. | NO | 11 |
| | | 00000 | | | | | REX-Germany-ZDHL S.C.S | .LUX. | OTH. | REX-ZDHL S.C.S. SICAV-SIF | Ownership | 95.240 | Zurich Insurance Group Ltd. | NO | 11 |
| | | 00000 | | | | | REX-Humboldtthafen Verwaltungs GmbH | .DEU. | OTH. | REX-ZDHL S.C.S. SICAV-SIF | Ownership | 100.000 | Zurich Insurance Group Ltd. | NO | 11 |
| | | 00000 | | | | | Rex-Spain-ZDHL S.L. | .ESP. | OTH. | Zurich Deutscher Herold Lebensversicherung Aktiengesellschaft | Ownership | 100.000 | Zurich Insurance Group Ltd. | NO | 11 |
| | | 00000 | | | | | REX-The East S.à r.l | .LUX. | OTH. | REX-ZDHL S.C.S. SICAV-SIF | Ownership | 94.800 | Zurich Insurance Group Ltd. | NO | 11 |
| | | 00000 | | | | | REX-ZDHL GP S.a.r.l. | .LUX. | OTH. | Zurich Deutscher Herold Lebensversicherung Aktiengesellschaft | Ownership | 100.000 | Zurich Insurance Group Ltd. | NO | 11 |
| | | 00000 | | | | | REX-ZDHL S.C.S. SICAV-SIF | .LUX. | OTH. | Zurich Deutscher Herold Lebensversicherung Aktiengesellschaft | Ownership | 100.000 | Zurich Insurance Group Ltd. | NO | 11 |
| | | 00000 | | | | | Rock Inne Vastgoed B.V. | .NLD. | OTH. | REX Holding S.à r.l. | Ownership | 100.000 | Zurich Insurance Group Ltd. | YES | 11 |
| | | 00000 | | | | | Rokin 21 B.V. | .NLD. | OTH. | Roxana Vastgoed B.V. | Ownership | 100.000 | Zurich Insurance Group Ltd. | NO | 11 |

STATEMENT AS OF MARCH 31, 2026 OF THE FARMERS DIRECT PROPERTY AND CASUALTY INSURANCE COMPANY

SCHEDULE Y
PART 1A - DETAILS OF INSURANCE HOLDING COMPANY SYSTEM

| 1 | 2 | 3 | 4 | 5 | 6 | 7 | 8 | 9 | 10 | 11 | 12 | 13 | 14 | 15 | 16 |
|------------|----------------------------------|-------------------|------------|--------------|-----|--|--|----------------------|----------------------------------|--|--|--|--|-------------------------------------|----|
| Group Code | Group Name | NAIC Company Code | ID Number | Federal RSSD | CIK | Name of Securities Exchange if Publicly Traded (U.S. or International) | Names of Parent, Subsidiaries Or Affiliates | Domiciliary Location | Relationship to Reporting Entity | Directly Controlled by (Name of Entity/Person) | Type of Control (Ownership, Board, Management, Attorney-in-Fact, Influence, Other) | If Control is Ownership Provide Percentage | Ultimate Controlling Entity(ies)/Person(s) | Is an SCA Filing Required? (Yes/No) | * |
| | | 00000 | | | | | Rokin 49 B.V. | .NLD | OTH | Rock Inne Vastgoed B.V. | Ownership | 100.000 | Zurich Insurance Group Ltd. | NO | 11 |
| | | 00000 | | | | | Roxana Vastgoed B.V. | .NLD | OTH | REX Holding S.à.r.l. | Ownership | 100.000 | Zurich Insurance Group Ltd. | NO | 11 |
| .0212 | Zurich Ins Group | 39039 | 41-1375004 | | | | Rural Community Insurance Company | .MN | OTH | Zurich American Insurance Company | Ownership | 100.000 | Zurich Insurance Group Ltd. | NO | 11 |
| | | 00000 | 61-1791237 | | | | San Diego Retail 1, LLC | .DE | OTH | Zurich American Insurance Company | Ownership | 100.000 | Zurich Insurance Group Ltd. | NO | 11 |
| | | 00000 | | | | | Santander Rio Seguros S.A. | .ARG | OTH | Inversiones ZS America SpA | Ownership | 4.000 | Zurich Insurance Group Ltd. | NO | 11 |
| | | 00000 | | | | | Santander Rio Seguros S.A. | .ARG | OTH | Zurich Santander Insurance America, S.L. | Ownership | 96.000 | Zurich Insurance Group Ltd. | NO | 11 |
| | | 00000 | | | | | Santander Seguros Sociedad Anónima | .URY | OTH | Zurich Santander Insurance America, S.L. | Ownership | 100.000 | Zurich Insurance Group Ltd. | NO | 11 |
| | | 00000 | | | | | Saudi National Insurance Company | .BHR | OTH | Zurich Insurance Company Ltd (Bahrain Branch) | Ownership | 5.000 | Zurich Insurance Group Ltd. | NO | 11 |
| | | 00000 | 46-3060914 | | | | SEA APARTMENT 2, LLC | .DE | OTH | Zurich American Insurance Company | Ownership | 100.000 | Zurich Insurance Group Ltd. | NO | 11 |
| | | 00000 | | | | | Serviaide, S.A. - Sociedad Unipersonal | .ESP | OTH | AIDE Asistencia Seguros y Reaseguros, S.A. - Sociedad Uniper | Ownership | 100.000 | Zurich Insurance Group Ltd. | NO | 11 |
| | | 00000 | | | | | Servizurich S.A. - Sociedad Unipersonal | .ESP | OTH | Zurich Insurance plc, Sucursal en Espana | Ownership | 100.000 | Zurich Insurance Group Ltd. | NO | 11 |
| | | 00000 | 47-1153493 | | | | SF Apt 1, LLC | .DE | OTH | Zurich American Insurance Company | Ownership | 100.000 | Zurich Insurance Group Ltd. | NO | 11 |
| | | 00000 | 45-1302494 | | | | SpearTip, LLC | .IL | OTH | Zurich Holding Company of America, Inc. | Ownership | 100.000 | Zurich Insurance Group Ltd. | NO | 11 |
| | | 00000 | | | | | Speigelhof Vastgoed B.V. | .DEU | OTH | RE Curve Holding B.V. | Ownership | 100.000 | Zurich Insurance Group Ltd. | NO | 11 |
| | | 00000 | | | | | Springboard Health and Performance Pty Ltd | .AUS | OTH | DTC Bidco Pty Ltd | Ownership | 100.000 | Zurich Insurance Group Ltd. | NO | 11 |
| | | 00000 | | | | | Springworks International AB | .SWE | OTH | autoSense AG | Ownership | 50.000 | Zurich Insurance Group Ltd. | NO | 11 |
| .0212 | Zurich U.S. Insurance Pool Group | 26387 | 52-0981481 | | | | Steadfast Insurance Company | .IL | OTH | Zurich American Insurance Company | Ownership | 100.000 | Zurich Insurance Group Ltd. | NO | 11 |
| | | 00000 | | | | | Stratos Limited | .NZL | OTH | DTC NZ Bidco Limited | Ownership | 100.000 | Zurich Insurance Group Ltd. | NO | 11 |
| | | 00000 | | | | | Swiss Insurance Management (Hong Kong) Limited | .HKG | OTH | Zurich Services (Hong Kong) Limited | Ownership | 0.495 | Zurich Insurance Group Ltd. | NO | 11 |
| | | 00000 | | | | | Swiss Insurance Management (Hong Kong) Limited | .HKG | OTH | Zurich Insurance Holdings (Hong Kong) Limited | Ownership | 99.505 | Zurich Insurance Group Ltd. | NO | 11 |
| | | 00000 | | | | | TDG Tele Dienste GmbH | .DEU | OTH | Zurich Beteiligungs-Aktiengesellschaft (Deutschland) | Ownership | 100.000 | Zurich Insurance Group Ltd. | NO | 11 |
| | | 00000 | | | | | Tennyson Insurance Limited | .GBR | OTH | Zurich Holdings (UK) Limited | Ownership | 100.000 | Zurich Insurance Group Ltd. | NO | 11 |
| | | 00000 | | | | | TGG Real Estate Holdings LLC | .DE | OTH | Zurich Cover-More Global Travel, Inc. | Ownership | 100.000 | Zurich Insurance Group Ltd. | NO | 11 |
| | | 00000 | 36-3839542 | | | | The Zurich Services Corporation | .IL | OTH | Zurich Holding Company of America, Inc. | Ownership | 100.000 | Zurich Insurance Group Ltd. | NO | 11 |
| | | 00000 | | | | | TopReport Schadenbesichtigungs GmbH | .AUT | OTH | Zurich Versicherungs-Aktiengesellschaft | Ownership | 14.286 | Zurich Insurance Group Ltd. | NO | 11 |
| | | 00000 | | | | | Travel Ace Chile S.A. | .CHL | OTH | Travel Ace Internacional de Servicios S.A. | Ownership | 1.000 | Zurich Insurance Group Ltd. | NO | 11 |
| | | 00000 | | | | | Travel Ace Chile S.A. | .CHL | OTH | Zürich Versicherungs-Gesellschaft AG | Ownership | 99.000 | Zurich Insurance Group Ltd. | NO | 11 |
| | | 00000 | | | | | Travel Ace Internacional de Servicios S.A. | .URY | OTH | Zürich Versicherungs-Gesellschaft AG | Ownership | 100.000 | Zurich Insurance Group Ltd. | NO | 11 |
| | | 00000 | | | | | Travel Assist Pty Limited | .AUS | OTH | ASTIS Holdings Limited | Ownership | 100.000 | Zurich Insurance Group Ltd. | NO | 11 |
| | | 00000 | | | | | Travel Guard Americas LLC | .WI | OTH | Zurich Cover-More Global Travel, Inc. | Ownership | 100.000 | Zurich Insurance Group Ltd. | NO | 11 |
| | | 00000 | 13-2978727 | | | | Travel Guard Assist, Inc. | .DE | OTH | Zurich Cover-More Global Travel, Inc. | Ownership | 100.000 | Zurich Insurance Group Ltd. | NO | 11 |
| | | 00000 | | | | | Travel Guard EMEA Limited | .GBR | OTH | Zurich Cover-More Global Travel, Inc. | Ownership | 100.000 | Zurich Insurance Group Ltd. | NO | 11 |
| | | 00000 | | | | | Travel Guard Group Canada, Inc. | .CAN | OTH | Zurich Cover-More Global Travel, Inc. | Ownership | 100.000 | Zurich Insurance Group Ltd. | NO | 11 |
| | | 00000 | 39-1788198 | | | | Travel Guard Group, Inc. | .WI | OTH | Zurich Cover-More Global Travel, Inc. | Ownership | 100.000 | Zurich Insurance Group Ltd. | NO | 11 |
| | | 00000 | | | | | Travel Insurance Partners Pty Ltd | .AUS | OTH | Travel Assist Pty Limited | Ownership | 100.000 | Zurich Insurance Group Ltd. | NO | 11 |
| | | 00000 | | | | | Travel Insurance Services Canada Inc. | .CAN | OTH | World Travel Protection Canada Inc. | Ownership | 100.000 | Zurich Insurance Group Ltd. | NO | 11 |
| | | 00000 | | | | | Travelx Insurance Services Limited | .DE | OTH | Cover-More Holdings USA Inc. | Ownership | 100.000 | Zurich Insurance Group Ltd. | NO | 11 |
| | | 00000 | 95-2670330 | | | | Truck Underwriters Association | .CA | OTH | Farmers Group, Inc. | Ownership | 100.000 | Zurich Insurance Group Ltd. | NO | 7 |
| | | 00000 | | | | | Turegum Immobilien AG | .CHE | OTH | Zurich Versicherungs-Gesellschaft AG | Ownership | 100.000 | Zurich Insurance Group Ltd. | NO | 11 |
| | | 00000 | | | | | UA Assistance S.A. de C.V. | .MEX | OTH | Travel Ace Internacional de Servicios S.A. | Ownership | 0.000 | Zurich Insurance Group Ltd. | NO | 11 |
| | | 00000 | | | | | UA Assistance S.A. de C.V. | .MEX | OTH | Zürich Versicherungs-Gesellschaft AG | Ownership | 100.000 | Zurich Insurance Group Ltd. | NO | 11 |
| | | 00000 | | | | | Universal Assistance Chile S.A. | .CHL | OTH | Zürich Versicherungs-Gesellschaft AG | Ownership | 99.985 | Zurich Insurance Group Ltd. | NO | 11 |

STATEMENT AS OF MARCH 31, 2026 OF THE FARMERS DIRECT PROPERTY AND CASUALTY INSURANCE COMPANY

SCHEDULE Y
PART 1A - DETAILS OF INSURANCE HOLDING COMPANY SYSTEM

| 1 | 2 | 3 | 4 | 5 | 6 | 7 | 8 | 9 | 10 | 11 | 12 | 13 | 14 | 15 | 16 |
|------------|----------------------------------|-------------------|------------|--------------|-----|--|---|-----------------------|--|--|--|--|--|--------------------------------------|----|
| Group Code | Group Name | NAIC Company Code | ID Number | Federal RSSD | CIK | Name of Securities Exchange if Publicly Traded (U.S. or International) | Names of Parent, Subsidiaries Or Affiliates | Domi-ciliary Location | Relation-ship to Reporting Entity | Directly Controlled by (Name of Entity/Person) | Type of Control (Ownership, Board, Management, Attorney-in-Fact, Influence, Other) | If Control is Ownership Provide Percentage | Ultimate Controlling Entity(ies)/Person(s) | Is an SCA Filing Re-quired? (Yes/No) | * |
| | | 00000 | | | | Universal Assistance Chile S.A. | ..CHL..... | OTH..... | Travel Ace Internacional de Servicios S.A. | Ownership..... | 0.015 | Zurich Insurance Group Ltd. | ..NO..... | ..11.... | |
| | | 00000 | | | | Universal Assistance S.A. | ..URY..... | OTH..... | Zürich Versicherungs-Gesellschaft AG | Ownership..... | 100.000 | Zurich Insurance Group Ltd. | ..NO..... | ..11.... | |
| | | 00000 | | | | Universal Assistance S.A.U | ..ARG..... | OTH..... | Zürich Versicherungs-Gesellschaft AG | Ownership..... | 100.000 | Zurich Insurance Group Ltd. | ..YES.... | ..11.... | |
| | | 00000 | | | | Universal Travel Assistance S.A.S. | ..COL..... | OTH..... | Zürich Versicherungs-Gesellschaft AG | Ownership..... | 100.000 | Zurich Insurance Group Ltd. | ..NO..... | ..11.... | |
| .0212 | Zurich U.S. Insurance Pool Group | 41181 | 43-1249228 | | | Universal Underwriters Insurance Company | ..IL..... | OTH..... | Zurich American Insurance Company | Ownership..... | 100.000 | Zurich Insurance Group Ltd. | ..NO..... | ..11.... | |
| | | | | | | Universal Underwriters of Texas Insurance Company | ..IL..... | OTH..... | Universal Underwriters Insurance Company | Ownership..... | 100.000 | Zurich Insurance Group Ltd. | ..NO..... | ..11.... | |
| .0212 | Zurich U.S. Insurance Pool Group | 40843 | 36-3139101 | | | Universal Underwriters Service Corporation | ..MO..... | OTH..... | Zurich Holding Company of America, Inc. | Ownership..... | 100.000 | Zurich Insurance Group Ltd. | ..NO..... | ..11.... | |
| | | 00000 | 43-1269296 | | | Univiversal Assistance Inc. | ..FL..... | OTH..... | Universal Assistance S.A. | Ownership..... | 0.000 | Zurich Insurance Group Ltd. | ..NO..... | ..11.... | |
| | | 00000 | 65-0917511 | | | Vehicle Dealer Solutions, Inc. | ..FL..... | OTH..... | Zurich Holding Company of America, Inc. | Ownership..... | 100.000 | Zurich Insurance Group Ltd. | ..NO..... | ..11.... | |
| | | 00000 | 26-1282208 | | | Western Star Insurance Services, Inc. | ..TX..... | OTH..... | FIG Leasing Co, Inc. | Ownership..... | 100.000 | Zurich Insurance Group Ltd. | ..NO..... | ..7.... | |
| | | 00000 | 74-1593853 | | | Wohnen H3B Humboldtthafen GmbH&Co.KG | ..DEU..... | OTH..... | REX-ZDHL S.C.S. SICAV-SIF | Ownership..... | 94.900 | Zurich Insurance Group Ltd. | ..NO..... | ..11.... | |
| | | 00000 | | | | World Travel Protection Canada Inc. | ..CAN..... | OTH..... | Zurich Canadian Holdings Limited | Ownership..... | 100.000 | Zurich Insurance Group Ltd. | ..NO..... | ..11.... | |
| | | 00000 | | | | Z flex Gesellschaft fur Personaldienstleistungen mbH | ..DEU..... | OTH..... | Zurich Betheiligungs-Aktiengesellschaft (Deutschland) | Ownership..... | 100.000 | Zurich Insurance Group Ltd. | ..NO..... | ..11.... | |
| | | 00000 | 20-3537353 | | | ZCM (U.S.) Limited | ..DE..... | OTH..... | Zurich Finance Company Ltd | Ownership..... | 100.000 | Zurich Insurance Group Ltd. | ..NO..... | ..11.... | |
| | | 00000 | | | | ZCM Asset Holding Company (Bermuda) Limited | ..BMU..... | OTH..... | Zurich Finance Company Ltd | Ownership..... | 100.000 | Zurich Insurance Group Ltd. | ..NO..... | ..11.... | |
| | | 00000 | | | | ZGEE14 Limited | ..GBR..... | OTH..... | Zurich Legacy Solutions Services (UK) Limited | Ownership..... | 100.000 | Zurich Insurance Group Ltd. | ..NO..... | ..11.... | |
| | | 00000 | | | | ZLS Aseguradora de Colombia S.A | ..COL..... | OTH..... | Zürich Lebensversicherungs-Gesellschaft AG | Ownership..... | 4.430 | Zurich Insurance Group Ltd. | ..NO..... | ..11.... | |
| | | 00000 | | | | ZLS Aseguradora de Colombia S.A | ..COL..... | OTH..... | Zürich Versicherungs-Gesellschaft AG | Ownership..... | 95.000 | Zurich Insurance Group Ltd. | ..NO..... | ..11.... | |
| | | 00000 | 02-0802795 | | | ZNA Services, LLC | ..DE..... | OTH..... | Zurich Holding Company of America, Inc. | Ownership..... | 100.000 | Zurich Insurance Group Ltd. | ..NO..... | ..11.... | |
| | | 00000 | | | | ZSF / Office KY, LLC | ..DE..... | OTH..... | Euclid Office LP | Ownership..... | 100.000 | Zurich Insurance Group Ltd. | ..NO..... | ..11.... | |
| | | 00000 | | | | ZSF / Office NV, LLC | ..DE..... | OTH..... | Euclid Office LP | Ownership..... | 100.000 | Zurich Insurance Group Ltd. | ..NO..... | ..11.... | |
| | | 00000 | | | | ZSF KY Annex, LLC | ..DE..... | OTH..... | Euclid KY Annex, LP | Ownership..... | 100.000 | Zurich Insurance Group Ltd. | ..NO..... | ..11.... | |
| | | 00000 | | | | ZSF/Bloomington, LLC | ..DE..... | OTH..... | Bloomington Office LP | Ownership..... | 100.000 | Zurich Insurance Group Ltd. | ..NO..... | ..11.... | |
| | | 00000 | 46-4506193 | | | ZSF/C1 MGP Manager, Inc | ..DE..... | OTH..... | Zurich Structured Finance, Inc. | Ownership..... | 100.000 | Zurich Insurance Group Ltd. | ..NO..... | ..11.... | |
| | | 00000 | | | | ZSF/C1 MGP, LLC | ..DE..... | OTH..... | ZSF/C1 MGP Manager, Inc | Ownership..... | 1.000 | Zurich Insurance Group Ltd. | ..NO..... | ..11.... | |
| | | 00000 | | | | ZSF/C1 MGP, LLC | ..DE..... | OTH..... | Zurich Structured Finance, Inc. | Ownership..... | 99.000 | Zurich Insurance Group Ltd. | ..NO..... | ..11.... | |
| | | 00000 | 46-4480487 | | | ZSF/C2 MGP Manager, Inc | ..DE..... | OTH..... | Zurich Structured Finance, Inc. | Ownership..... | 100.000 | Zurich Insurance Group Ltd. | ..NO..... | ..11.... | |
| | | 00000 | | | | ZSF/C2 MGP, LLC | ..DE..... | OTH..... | ZSF/CF2 MGP Manager, Inc | Ownership..... | 1.000 | Zurich Insurance Group Ltd. | ..NO..... | ..11.... | |
| | | 00000 | | | | ZSF/C2 MGP, LLC | ..DE..... | OTH..... | Zurich Structured Finance, Inc. | Ownership..... | 99.000 | Zurich Insurance Group Ltd. | ..NO..... | ..11.... | |
| | | 00000 | | | | ZSF/Dallas Tower, LLC | ..DE..... | OTH..... | Dallas Tower LP | Ownership..... | 100.000 | Zurich Insurance Group Ltd. | ..NO..... | ..11.... | |
| | | 00000 | | | | ZSG Kfz-ZulassungsservicegesmbH | ..AUT..... | OTH..... | Zurich Versicherungs-Aktiengesellschaft | Ownership..... | 33.333 | Zurich Insurance Group Ltd. | ..NO..... | ..11.... | |
| | | 00000 | | | | Zurich - Companhia de Seguros Vida S.A. | ..PRT..... | OTH..... | Zurich Finanz-Gesellschaft AG | Ownership..... | 0.001 | Zurich Insurance Group Ltd. | ..NO..... | ..11.... | |
| | | 00000 | | | | Zurich - Companhia de Seguros Vida S.A. | ..PRT..... | OTH..... | Zurich Investments Life S.p.A. | Ownership..... | 0.001 | Zurich Insurance Group Ltd. | ..NO..... | ..11.... | |
| | | 00000 | | | | Zurich - Companhia de Seguros Vida S.A. | ..PRT..... | OTH..... | Zurich Lebensversicherungs-Gesellschaft AG | Ownership..... | 99.996 | Zurich Insurance Group Ltd. | ..NO..... | ..11.... | |
| | | 00000 | | | | Zurich - Companhia de Seguros Vida S.A. | ..PRT..... | OTH..... | Zurich Versicherungs-Gesellschaft AG | Ownership..... | 0.001 | Zurich Insurance Group Ltd. | ..NO..... | ..11.... | |
| | | 00000 | | | | Zurich - Companhia de Seguros Vida S.A. | ..PRT..... | OTH..... | Zurich Vida, Compania de Seguros y Reaseguros, S.A. - Socied | Ownership..... | 0.001 | Zurich Insurance Group Ltd. | ..NO..... | ..11.... | |
| | | 00000 | | | | Zurich (Scotland) Limited Partnership | ..GBR..... | OTH..... | Zurich General Partner (Scotland) Ltd | Ownership..... | 100.000 | Zurich Insurance Group Ltd. | ..NO..... | ..11.... | |
| | | 00000 | | | | Zurich Advice Network Limited | ..GBR..... | OTH..... | Allied Dunbar Assurance plc | Ownership..... | 100.000 | Zurich Insurance Group Ltd. | ..NO..... | ..11.... | |
| | | 00000 | | | | Zurich AFIN Mexico, S.A. DE C.V. | ..MEX..... | OTH..... | Zurich Compania de Sefuros, S.A. | Ownership..... | 0.002 | Zurich Insurance Group Ltd. | ..NO..... | ..11.... | |
| | | 00000 | | | | Zurich AFIN Mexico, S.A. DE C.V. | ..MEX..... | OTH..... | Zurich Versicherungs-Gesellschaft AG | Ownership..... | 99.998 | Zurich Insurance Group Ltd. | ..NO..... | ..11.... | |
| | | 00000 | 04-3126497 | | | Zurich Agency Services Inc. | ..MA..... | OTH..... | Zurich Holding Company of America, Inc. | Ownership..... | 100.000 | Zurich Insurance Group Ltd. | ..NO..... | ..11.... | |
| | | 00000 | 86-1164252 | | | Zurich Alternative Asset Management, LLC | ..DE..... | OTH..... | Zurich Holding Company of America, Inc. | Ownership..... | 100.000 | Zurich Insurance Group Ltd. | ..NO..... | ..11.... | |

12.10

STATEMENT AS OF MARCH 31, 2026 OF THE FARMERS DIRECT PROPERTY AND CASUALTY INSURANCE COMPANY

SCHEDULE Y

PART 1A - DETAILS OF INSURANCE HOLDING COMPANY SYSTEM

| 1 | 2 | 3 | 4 | 5 | 6 | 7 | 8 | 9 | 10 | 11 | 12 | 13 | 14 | 15 | 16 |
|------------|----------------------------------|-------------------|------------|--------------|-----|--|--|-----------------------|-----------------------------------|---|--|--|--|--------------------------------------|-----------|
| Group Code | Group Name | NAIC Company Code | ID Number | Federal RSSD | CIK | Name of Securities Exchange if Publicly Traded (U.S. or International) | Names of Parent, Subsidiaries Or Affiliates | Domi-ciliary Location | Relation-ship to Reporting Entity | Directly Controlled by (Name of Entity/Person) | Type of Control (Ownership, Board, Management, Attorney-in-Fact, Influence, Other) | If Control is Ownership Provide Percentage | Ultimate Controlling Entity(ies)/Person(s) | Is an SCA Filing Re-quired? (Yes/No) | * |
| | | 00000 | | | | | Zurich America Latina Serviços Brasil Ltda. | ..BRA..... | OTH..... | Zurich Lebensversicherungs-Gesellschaft AG | Ownership..... | 0.010 | Zurich Insurance Group Ltd. | ...YES.... | ...11.... |
| | | 00000 | | | | | Zurich America Latina Serviços Brasil Ltda. | ..BRA..... | OTH..... | Zurich Versicherungs-Gesellschaft AG | Ownership..... | 99.990 | Zurich Insurance Group Ltd. | ...NO.... | ...11.... |
| .0212 | Zurich U.S. Insurance Pool Group | 16535 | 36-4233459 | | | | Zurich American Insurance Company | ..NY..... | OTH..... | Zurich Holding Company of America, Inc. | Ownership..... | 100.000 | Zurich Insurance Group Ltd. | ...NO.... | ...11.... |
| | | | | | | | Zurich American Insurance Company of Illinois | ..IL..... | OTH..... | American Zurich Insurance Company | Ownership..... | 100.000 | Zurich Insurance Group Ltd. | ...NO.... | ...11.... |
| .0212 | Zurich U.S. Insurance Pool Group | 27855 | 36-2781080 | | | | Zurich American Life Insurance Company | ..IL..... | OTH..... | Zurich Holding Company of America, Inc. | Ownership..... | 100.000 | Zurich Insurance Group Ltd. | ...NO.... | ...11.... |
| .0212 | Zurich Ins Group | 90557 | 36-3050975 | | | | Zurich American Life Insurance Company of New York | ..NY..... | OTH..... | Zurich American Life Insurance Company | Ownership..... | 100.000 | Zurich Insurance Group Ltd. | ...NO.... | ...11.... |
| | | 00000 | | | | | Zurich Argentina Cia. de Seguros S.A. | ..ARG..... | OTH..... | Inversiones Suizo-Argentina S.A. | Ownership..... | 55.461 | Zurich Insurance Group Ltd. | ...NO.... | ...11.... |
| | | 00000 | AA-2130022 | | | | Zurich Argentina Cia. de Seguros S.A. | ..ARG..... | OTH..... | Zurich Versicherungs-Gesellschaft AG | Ownership..... | 44.536 | Zurich Insurance Group Ltd. | ...NO.... | ...11.... |
| | | 00000 | AA-2130022 | | | | Zurich Argentina Compania de Seguros de Retiro S.A. | ..ARG..... | OTH..... | Zurich Argentina Cia. de Seguros S.A. | Ownership..... | 46.642 | Zurich Insurance Group Ltd. | ...NO.... | ...11.... |
| | | 00000 | | | | | Zurich Argentina Compania de Seguros de Retiro S.A. | ..ARG..... | OTH..... | Zurich Versicherungs-Gesellschaft AG | Ownership..... | 53.358 | Zurich Insurance Group Ltd. | ...NO.... | ...11.... |
| | | 00000 | | | | | Zurich Aseguradora Argentina S.A. | ..ARG..... | OTH..... | Zürich Versicherungs-Gesellschaft AG | Ownership..... | 99.900 | Zurich Insurance Group Ltd. | ...NO.... | ...11.... |
| | | 00000 | | | | | Zurich Aseguradora Mexicana, S.A. de C.V. | ..MEX..... | OTH..... | Zürich Lebensversicherungs-Gesellschaft AG | Ownership..... | 0.000 | Zurich Insurance Group Ltd. | ...NO.... | ...11.... |
| | | 00000 | | | | | Zurich Aseguradora Mexicana, S.A. de C.V. | ..MEX..... | OTH..... | Zürich Versicherungs-Gesellschaft AG | Ownership..... | 100.000 | Zurich Insurance Group Ltd. | ...NO.... | ...11.... |
| | | 00000 | | | | | Zurich Assurance Ltd | ..GBR..... | OTH..... | Eagle Star Holdings Limited | Ownership..... | 100.000 | Zurich Insurance Group Ltd. | ...NO.... | ...11.... |
| | | 00000 | | | | | Zurich Assure Australia Pty Limited | ..AUS..... | OTH..... | Zurich Financial Services Australia Limited | Ownership..... | 100.000 | Zurich Insurance Group Ltd. | ...NO.... | ...11.... |
| | | 00000 | | | | | Zurich Australia Limited | ..AUS..... | OTH..... | Zurich Financial Services Australia Limited | Ownership..... | 100.000 | Zurich Insurance Group Ltd. | ...NO.... | ...11.... |
| | | 00000 | AA-1930995 | | | | Zurich Australian Insurance Limited | ..AUS..... | OTH..... | Zurich Financial Services Australia Limited | Ownership..... | 100.000 | Zurich Insurance Group Ltd. | ...NO.... | ...11.... |
| | | 00000 | | | | | Zurich Australian Insurance Properties Pty Limited | ..AUS..... | OTH..... | Zurich Australia Limited | Ownership..... | 40.000 | Zurich Insurance Group Ltd. | ...NO.... | ...11.... |
| | | 00000 | | | | | Zurich Australian Insurance Properties Pty Limited | ..AUS..... | OTH..... | Zurich Australian Insurance Limited | Ownership..... | 60.000 | Zurich Insurance Group Ltd. | ...NO.... | ...11.... |
| | | 00000 | | | | | Zurich Australian Property Holdings Pty Ltd | ..AUS..... | OTH..... | Zürich Versicherungs-Gesellschaft AG | Ownership..... | 100.000 | Zurich Insurance Group Ltd. | ...NO.... | ...11.... |
| | | 00000 | | | | | Zurich Bank International Limited | ..GBR..... | OTH..... | Dunbar Assets Ireland | Ownership..... | 100.000 | Zurich Insurance Group Ltd. | ...NO.... | ...11.... |
| | | 00000 | 13-4186554 | | | | Zurich Benefit Finance LLC | ..DE..... | OTH..... | Zurich Holding Company of America, Inc. | Ownership..... | 100.000 | Zurich Insurance Group Ltd. | ...NO.... | ...11.... |
| | | 00000 | | | | | Zurich Beteiligungs-Aktiengesellschaft (Deutschland) | ..DEU..... | OTH..... | Zurich IT Service AG Niederlassung fur Deutschland | Ownership..... | 82.617 | Zurich Insurance Group Ltd. | ...NO.... | ...11.... |
| | | 00000 | | | | | Zurich Beteiligungs-Aktiengesellschaft (Deutschland) | ..DEU..... | OTH..... | Zurich Leben Service AG Niederlassung fur Deutschland | Ownership..... | 17.383 | Zurich Insurance Group Ltd. | ...NO.... | ...11.... |
| | | 00000 | | | | | Zurich Brand and Experience Studio Spain, S.L. | ..ESP..... | OTH..... | Zürich Versicherungs-Gesellschaft AG | Ownership..... | 100.000 | Zurich Insurance Group Ltd. | ...NO.... | ...11.... |
| | | 00000 | | | | | Zurich Brasil Capitalizacao S.A | ..BRA..... | OTH..... | Zurich Versicherungs-Gesellschaft AG | Ownership..... | 100.000 | Zurich Insurance Group Ltd. | ...NO.... | ...11.... |
| | | 00000 | | | | | Zurich Brasil Companhia de Seguros | ..BRA..... | OTH..... | Zurich Minas Brasil Seguros S.A. | Ownership..... | 100.000 | Zurich Insurance Group Ltd. | ...NO.... | ...11.... |
| | | 00000 | | | | | Zurich Building Control Services Limited | ..GBR..... | OTH..... | Zurich Holdings (UK) Limited | Ownership..... | 100.000 | Zurich Insurance Group Ltd. | ...NO.... | ...11.... |
| | | 00000 | | | | | Zurich Canadian Holdings Limited | ..CAN..... | OTH..... | Zurich Insurance Company Ltd, Canadian Branch | Ownership..... | 68.819 | Zurich Insurance Group Ltd. | ...NO.... | ...11.... |
| | | 00000 | | | | | Zurich Canadian Holdings Limited | ..CAN..... | OTH..... | Zurich Versicherungs-Gesellschaft AG | Ownership..... | 31.181 | Zurich Insurance Group Ltd. | ...NO.... | ...11.... |
| | | 00000 | | | | | Zurich Commercial Services (Europe) GmbH | ..DEU..... | OTH..... | Zurich Beteiligungs-Aktiengesellschaft (Deutschland) | Ownership..... | 100.000 | Zurich Insurance Group Ltd. | ...NO.... | ...11.... |
| | | 00000 | | | | | Zurich Community Trust (UK) Limited | ..GBR..... | OTH..... | Zurich Financial Services (UKISA) Limited | Ownership..... | 50.000 | Zurich Insurance Group Ltd. | ...NO.... | ...11.... |
| | | 00000 | | | | | Zurich Community Trust (UK) Limited | ..GBR..... | OTH..... | Zurich Financial Services (UKISA) Nominees Limited | Ownership..... | 50.000 | Zurich Insurance Group Ltd. | ...NO.... | ...11.... |

12.11

STATEMENT AS OF MARCH 31, 2026 OF THE FARMERS DIRECT PROPERTY AND CASUALTY INSURANCE COMPANY

SCHEDULE Y
PART 1A - DETAILS OF INSURANCE HOLDING COMPANY SYSTEM

| 1 | 2 | 3 | 4 | 5 | 6 | 7 | 8 | 9 | 10 | 11 | 12 | 13 | 14 | 15 | 16 |
|------------|------------|-------------------|------------|--------------|-----|--|--|----------------------|----------------------------------|--|--|--|--|-------------------------------------|----|
| Group Code | Group Name | NAIC Company Code | ID Number | Federal RSSD | CIK | Name of Securities Exchange if Publicly Traded (U.S. or International) | Names of Parent, Subsidiaries Or Affiliates | Domiciliary Location | Relationship to Reporting Entity | Directly Controlled by (Name of Entity/Person) | Type of Control (Ownership, Board, Management, Attorney-in-Fact, Influence, Other) | If Control is Ownership Provide Percentage | Ultimate Controlling Entity(ies)/Person(s) | Is an SCA Filing Required? (Yes/No) | * |
| | | 00000 | | | | | Zurich Compania de Reasegueros Argentina S.A. | .ARG. | OTH. | Inversiones Suizo-Argentina S.A. | Ownership | 95.000 | Zurich Insurance Group Ltd. | NO | 11 |
| | | 00000 | | | | | Zurich Compania de Reasegueros Argentina S.A. | .ARG. | OTH. | Zurich Versicherungs-Gesellschaft AG | Ownership | 5.000 | Zurich Insurance Group Ltd. | NO | 11 |
| | | 00000 | | | | | Zurich Compania de Seguros, S.A. | .MEX. | OTH. | Zurich Versicherungs-Gesellschaft AG | Ownership | 99.883 | Zurich Insurance Group Ltd. | NO | 11 |
| | | 00000 | | | | | Zurich Corporate Member UK Limited | .GBR. | OTH. | Zurich Holdings (UK) Limited | Ownership | 100.000 | Zurich Insurance Group Ltd. | NO | 11 |
| | | 00000 | | | | | Zurich Corredora de Bolsa S.A. | .CHL. | OTH. | Inversiones Suizo Chilena S.A. | Ownership | 99.000 | Zurich Insurance Group Ltd. | NO | 11 |
| | | 00000 | | | | | Zurich Corredora de Bolsa S.A. | .CHL. | OTH. | Zurich Investments Chile S.A. | Ownership | 1.000 | Zurich Insurance Group Ltd. | NO | 11 |
| | | 00000 | 02-0547704 | | | | Zurich Cover-More Global Travel, Inc. | .DE. | OTH. | Zurich Holding Company of America, Inc. | Ownership | 100.000 | Zurich Insurance Group Ltd. | NO | 11 |
| | | 00000 | | | | | Zurich Customer Active Management, d.o.o. | .SVN. | OTH. | Zürich Versicherungs-Gesellschaft AG | Ownership | 100.000 | Zurich Insurance Group Ltd. | YES | 11 |
| | | 00000 | 36-4412924 | | | | Zurich CZI Management Holding Ltd. | .DE. | OTH. | Zurich Global Investment Management Inc. | Ownership | 100.000 | Zurich Insurance Group Ltd. | NO | 11 |
| | | 00000 | | | | | Zurich Deutscher Herold Lebensversicherung Aktiengesellschaft | .DEU. | OTH. | Deutscher Herold Aktiengesellschaft | Ownership | 67.540 | Zurich Insurance Group Ltd. | NO | 11 |
| | | 00000 | | | | | Zurich Deutscher Herold Lebensversicherung Aktiengesellschaft | .DEU. | OTH. | Zurich Beteiligungs-Aktiengesellschaft (Deutschland) | Ownership | 32.460 | Zurich Insurance Group Ltd. | NO | 11 |
| | | 00000 | | | | | Zurich Digital International Private Limited | .IND. | OTH. | Zurich Insurance Mobile Solutions AG | Ownership | 99.990 | Zurich Insurance Group Ltd. | NO | 11 |
| | | 00000 | | | | | Zurich Digital International Private Limited | .IND. | OTH. | Servizurich S.A. - Sociedad Unipersonal | Ownership | 0.010 | Zurich Insurance Group Ltd. | NO | 11 |
| | | 00000 | 95-4773780 | | | | Zurich E&S Insurance Brokerage, Inc. | .CA. | OTH. | Zurich American Insurance Company | Ownership | 100.000 | Zurich Insurance Group Ltd. | NO | 11 |
| | | 00000 | | | | | Zurich Employment Services Limited | .GBR. | OTH. | Zurich Financial Services (UKISA) Limited | Ownership | 100.000 | Zurich Insurance Group Ltd. | NO | 11 |
| | | 00000 | | | | | Zurich Employment Services Limited, Swindon, Zweigniederlassung Zürich | .CHE. | OTH. | Zurich Employment Services Limited | Ownership | 100.000 | Zurich Insurance Group Ltd. | NO | 11 |
| | | 00000 | | | | | Zurich Engineering Inspection Services Ireland Limited | .IRL. | OTH. | Zurich Insurance plc | Ownership | 100.000 | Zurich Insurance Group Ltd. | NO | 11 |
| | | 00000 | | | | | Zurich Eurolife S.A. | .LUX. | OTH. | Zurich Lebensversicherungs-Gesellschaft AG | Ownership | 90.000 | Zurich Insurance Group Ltd. | NO | 11 |
| | | 00000 | | | | | Zurich Eurolife S.A. | .LUX. | OTH. | Zurich Versicherungs-Gesellschaft AG | Ownership | 10.000 | Zurich Insurance Group Ltd. | NO | 11 |
| | | 00000 | 48-1195826 | | | | Zurich F&I Reinsurance T&C Limited | .TCA. | OTH. | Universal Underwriters Service Corporation | Ownership | 100.000 | Zurich Insurance Group Ltd. | NO | 11 |
| | | 00000 | 48-1195826 | | | | Zurich F&I Reinsurance T&C Limited | .TCA. | OTH. | Zurich Agency Services Inc. | Ownership | 0.001 | Zurich Insurance Group Ltd. | NO | 11 |
| | | 00000 | | | | | Zurich Fianzas Mexico, S.A.DE C.V. | .MEX. | OTH. | Zurich Versicherungs-Gesellschaft AG | Ownership | 100.000 | Zurich Insurance Group Ltd. | NO | 11 |
| | | 00000 | | | | | Zurich Finance (Australia) Limited | .AUS. | OTH. | Zürich Versicherungs-Gesellschaft AG | Ownership | 100.000 | Zurich Insurance Group Ltd. | NO | 11 |
| | | 00000 | | | | | Zurich Finance (Ireland) DAC | .IRL. | OTH. | Zürich Versicherungs-Gesellschaft AG | Ownership | 100.000 | Zurich Insurance Group Ltd. | NO | 11 |
| | | 00000 | | | | | Zurich Finance (Ireland) II DAC | .IRL. | OTH. | Zürich Versicherungs-Gesellschaft AG | Ownership | 100.000 | Zurich Insurance Group Ltd. | NO | 11 |
| | | 00000 | | | | | Zurich Finance (UK) plc | .GBR. | OTH. | Zurich Financial Services (UKISA) Limited | Ownership | 99.998 | Zurich Insurance Group Ltd. | NO | 11 |
| | | 00000 | | | | | Zurich Finance (UK) plc | .GBR. | OTH. | Zurich Financial Services (UKISA) Nominees Limited | Ownership | 0.002 | Zurich Insurance Group Ltd. | NO | 11 |
| | | 00000 | | | | | Zurich Finance Company Ltd | .CHE. | OTH. | Zurich Versicherungs-Gesellschaft AG | Ownership | 100.000 | Zurich Insurance Group Ltd. | NO | 11 |
| | | 00000 | | | | | Zurich Financial Services (Isle of Man) Group Services Limit | .GBR. | OTH. | Zurich Versicherungs-Gesellschaft AG | Ownership | 100.000 | Zurich Insurance Group Ltd. | NO | 11 |
| | | 00000 | | | | | Zurich Financial Services (Isle of Man) Holdings Limited | .GBR. | OTH. | Zurich Versicherungs-Gesellschaft AG | Ownership | 100.000 | Zurich Insurance Group Ltd. | NO | 11 |
| | | 00000 | | | | | Zurich Financial Services (Isle of Man) Insurance Manager Lt | .GBR. | OTH. | Zurich Versicherungs-Gesellschaft AG | Ownership | 100.000 | Zurich Insurance Group Ltd. | NO | 11 |
| | | 00000 | | | | | Zurich Financial Services (UKISA) Limited | .GBR. | OTH. | Allied Zurich Holdings Limited | Ownership | 90.316 | Zurich Insurance Group Ltd. | NO | 11 |
| | | 00000 | | | | | Zurich Financial Services (UKISA) Limited | .GBR. | OTH. | Zurich Insurance plc | Ownership | 9.684 | Zurich Insurance Group Ltd. | NO | 11 |
| | | 00000 | | | | | Zurich Financial Services (UKISA) Nominees Limited | .GBR. | OTH. | Zurich Financial Services (UKISA) Limited | Ownership | 100.000 | Zurich Insurance Group Ltd. | NO | 11 |
| | | 00000 | AA-1930995 | | | | Zurich Financial Services Australia Limited | .AUS. | OTH. | Zurich Versicherungs-Gesellschaft AG | Ownership | 100.000 | Zurich Insurance Group Ltd. | NO | 11 |

STATEMENT AS OF MARCH 31, 2026 OF THE FARMERS DIRECT PROPERTY AND CASUALTY INSURANCE COMPANY

SCHEDULE Y
PART 1A - DETAILS OF INSURANCE HOLDING COMPANY SYSTEM

| 1 | 2 | 3 | 4 | 5 | 6 | 7 | 8 | 9 | 10 | 11 | 12 | 13 | 14 | 15 | 16 |
|------------|------------|-------------------|------------|--------------|------------|--|---|-----------------------|-----------------------------------|---|--|--|--|--------------------------------------|----|
| Group Code | Group Name | NAIC Company Code | ID Number | Federal RSSD | CIK | Name of Securities Exchange if Publicly Traded (U.S. or International) | Names of Parent, Subsidiaries Or Affiliates | Domi-ciliary Location | Relation-ship to Reporting Entity | Directly Controlled by (Name of Entity/Person) | Type of Control (Ownership, Board, Management, Attorney-in-Fact, Influence, Other) | If Control is Ownership Provide Percentage | Ultimate Controlling Entity(ies)/Person(s) | Is an SCA Filing Re-quired? (Yes/No) | * |
| | | 00000 | | | | | Zurich Financial Services EUB Holdings Limited | .IRL | OTH | Zurich Ins Group | Ownership | 0.083 | Zurich Insurance Group Ltd. | NO | 11 |
| | | 00000 | | | | | Zurich Financial Services EUB Holdings Limited | .IRL | OTH | Zurich Insurance Group Ltd. | Ownership | 99.917 | Zurich Insurance Group Ltd. | NO | 11 |
| | | 00000 | | | | | Zurich Financial Services UK Pension Trustee Limited | .GBR | OTH | Zurich Financial Services (UKISA) Limited | Ownership | 99.000 | Zurich Insurance Group Ltd. | NO | 11 |
| | | 00000 | | | | | Zurich Finanz-Gesellschaft AG | .CHE | OTH | Zurich Versicherungs-Gesellschaft AG | Ownership | 100.000 | Zurich Insurance Group Ltd. | NO | 11 |
| | | 00000 | | | | | Zurich General Insurance (Hong Kong) Limited | .HKG | OTH | Zurich Insurance Company Ltd, Hong Kong Branch | Ownership | 100.000 | Zurich Insurance Group Ltd. | NO | 11 |
| | | 00000 | | | | | Zurich General Insurance Company (China) Limited | .CHN | OTH | Zurich Versicherungs-Gesellschaft AG | Ownership | 100.000 | Zurich Insurance Group Ltd. | NO | 11 |
| | | 00000 | | | | | Zurich General Insurance Malaysia Berhad | .MYS | OTH | Zürich Versicherungs-Gesellschaft AG | Ownership | 100.000 | Zurich Insurance Group Ltd. | NO | 9 |
| | | 00000 | | | | | Zurich General Partner (Scotland) Ltd | .GBR | OTH | Allied Zurich Holdings Limited | Ownership | 100.000 | Zurich Insurance Group Ltd. | NO | 11 |
| | | 00000 | | | | | Zurich General Takaful Malaysia Berhad | .MYS | OTH | Zurich Holdings Malaysia Berhad | Ownership | 100.000 | Zurich Insurance Group Ltd. | NO | 11 |
| | | 00000 | | | | | Zurich GL Servicios Mexico, S.A. de C.V. | .MEX | OTH | Zurich Compania de Seguros, S.A. | Ownership | 5.000 | Zurich Insurance Group Ltd. | NO | 11 |
| | | 00000 | | | | | Zurich GL Servicios Mexico, S.A. de C.V. | .MEX | OTH | Zurich Vida, Compañia de Seguros, S.A. | Ownership | 95.000 | Zurich Insurance Group Ltd. | NO | 11 |
| | | 00000 | | | | | Zurich Global Corporate UK Limited | .GBR | OTH | Zurich Holdings (UK) Limited | Ownership | 100.000 | Zurich Insurance Group Ltd. | NO | 11 |
| | | 00000 | 04-3729755 | | | | Zurich Global Investment Management Inc. | .DE | OTH | Zurich Holding Company of America, Inc. | Ownership | 100.000 | Zurich Insurance Group Ltd. | NO | 11 |
| | | 00000 | | | | | Zurich Global Specialty Limited | .GBR | OTH | Zurich Holdings (UK) Limited | Ownership | 100.000 | Zurich Insurance Group Ltd. | NO | 11 |
| | | 00000 | | | | | Zurich Global Ventures MGA Solutions (SA) | .BEL | OTH | Zürich Versicherungs-Gesellschaft AG | Ownership | 100.000 | Zurich Insurance Group Ltd. | NO | 11 |
| | | 00000 | 98-0129609 | | | | Zurich Global, Ltd. | .BMU | OTH | Zurich Holding Company of America, Inc. | Ownership | 100.000 | Zurich Insurance Group Ltd. | NO | 11 |
| | | 00000 | | | | | Zurich Group Pension Services (UK) Ltd | .GBR | OTH | Zurich Assurance Ltd | Ownership | 100.000 | Zurich Insurance Group Ltd. | NO | 11 |
| | | 00000 | | | | | Zurich GSH Limited | .GBR | OTH | Zurich Holdings (UK) Limited | Ownership | 100.000 | Zurich Insurance Group Ltd. | NO | 11 |
| | | 00000 | 36-3096373 | | | | Zurich Holding Company of America, Inc. | .DE | OTH | Zurich Versicherungs-Gesellschaft AG | Ownership | 100.000 | Zurich Insurance Group Ltd. | NO | 11 |
| | | 00000 | | | | | Zurich Holding Ireland Limited | .IRL | OTH | Zurich Versicherungs-Gesellschaft AG | Ownership | 100.000 | Zurich Insurance Group Ltd. | NO | 11 |
| | | 00000 | | | | | Zurich Holding SE | .DEU | OTH | Zürich Versicherungs-Gesellschaft AG | Ownership | 100.000 | Zurich Insurance Group Ltd. | NO | 11 |
| | | 00000 | | | | | Zurich Holdings (UK) Limited | .GBR | OTH | Zurich Versicherungs-Gesellschaft AG | Ownership | 100.000 | Zurich Insurance Group Ltd. | NO | 11 |
| | | 00000 | | | | | Zurich Immobilien (Deutschland) AG & Co. KG | .DEU | OTH | Zurich Immobilien-treuhand (Deutschland) GmbH | Ownership | 0.000 | Zurich Insurance Group Ltd. | NO | 11 |
| | | 00000 | | | | | Zurich Immobilien Liegenschafts-verwaltungs-GesmbH | .AUT | OTH | Zurich Versicherungs-Gesellschaft AG | Ownership | 100.000 | Zurich Insurance Group Ltd. | NO | 11 |
| | | 00000 | | | | | Zurich Immobilien-treuhand (Deutschland) GmbH | .DEU | OTH | Zurich Deutscher Herold Lebensversicherung Aktiengesellschaft | Ownership | 100.000 | Zurich Insurance Group Ltd. | NO | 11 |
| | | 00000 | | | | | Zurich Insurance Company (U.K.) Limited | .GBR | OTH | Zurich Versicherungs-Gesellschaft AG | Ownership | 100.000 | Zurich Insurance Group Ltd. | NO | 11 |
| | | 00000 | | | | | Zurich Insurance Company Escritorio de Representacao no Bras | .BRA | OTH | Zurich Versicherungs-Gesellschaft AG | Ownership | 100.000 | Zurich Insurance Group Ltd. | NO | 11 |
| | | 00000 | | | | | Zurich Insurance Company Ltd., Representative Office Buenos Aires | .ARG | OTH | Zurich Versicherungs-Gesellschaft AG | Ownership | 100.000 | Zurich Insurance Group Ltd. | NO | 11 |
| | | 00000 | | | 0001127799 | SIX Swiss Exchange | Zurich Insurance Group Ltd. | .CHE | OTH | Board of Directors | Board | 0.000 | Shareholders | NO | 11 |
| | | 00000 | | | | | Zurich Insurance Holdings (Hong Kong) Limited | .HKG | OTH | Zurich Versicherungs-Gesellschaft AG | Ownership | 100.000 | Zurich Insurance Group Ltd. | NO | 11 |
| | | 00000 | | | | | Zurich Insurance Malaysia Berhad | .MYS | OTH | Zurich Versicherungs-Gesellschaft AG | Ownership | 100.000 | Zurich Insurance Group Ltd. | NO | 11 |
| | | 00000 | AA-1780059 | | | | Zurich Insurance plc | .IRL | OTH | Zurich Beteiligungs-Aktiengesellschaft (Deutschland) | Ownership | 25.074 | Zurich Insurance Group Ltd. | NO | 11 |
| | | 00000 | AA-1780059 | | | | Zurich Insurance plc | .IRL | OTH | Zurich Holding Ireland Limited | Ownership | 70.405 | Zurich Insurance Group Ltd. | NO | 11 |
| | | 00000 | AA-1780059 | | | | Zurich Insurance plc | .IRL | OTH | Zurich Insurance Company Ltd - Rappresentanza Generale per l | Ownership | 4.521 | Zurich Insurance Group Ltd. | NO | 11 |
| | | 00000 | | | | | Zurich Insurance plc, Representative Office Buenos Aires | .ARG | OTH | Zurich Insurance plc | Ownership | 100.000 | Zurich Insurance Group Ltd. | NO | 11 |
| | | 00000 | | | | | Zurich Intermediary Group Limited | .GBR | OTH | Zurich Financial Services (UKISA) Limited | Ownership | 99.999 | Zurich Insurance Group Ltd. | NO | 11 |

STATEMENT AS OF MARCH 31, 2026 OF THE FARMERS DIRECT PROPERTY AND CASUALTY INSURANCE COMPANY

SCHEDULE Y
PART 1A - DETAILS OF INSURANCE HOLDING COMPANY SYSTEM

| 1 | 2 | 3 | 4 | 5 | 6 | 7 | 8 | 9 | 10 | 11 | 12 | 13 | 14 | 15 | 16 |
|------------|------------|-------------------|------------|--------------|-----|--|--|-----------------------|-----------------------------------|--|--|--|--|--------------------------------------|----|
| Group Code | Group Name | NAIC Company Code | ID Number | Federal RSSD | CIK | Name of Securities Exchange if Publicly Traded (U.S. or International) | Names of Parent, Subsidiaries Or Affiliates | Domi-ciliary Location | Relation-ship to Reporting Entity | Directly Controlled by (Name of Entity/Person) | Type of Control (Ownership, Board, Management, Attorney-in-Fact, Influence, Other) | If Control is Ownership Provide Percentage | Ultimate Controlling Entity(ies)/Person(s) | Is an SCA Filing Re-quired? (Yes/No) | * |
| | | 00000 | | | | | Zurich Intermediary Group Limited | .GBR | OTH | Zurich Financial Services (UKISA) Nominees Limited | Ownership | 0.001 | Zurich Insurance Group Ltd. | NO | 11 |
| | | 00000 | AA-1120018 | | | | Zurich International (UK) Limited | .GBR | OTH | Zurich Holdings (UK) Limited | Ownership | 100.000 | Zurich Insurance Group Ltd. | NO | 11 |
| | | 00000 | | | | | Zurich International Life Limited | .GBR | OTH | Zurich Versicherungs-Gesellschaft AG | Ownership | 100.000 | Zurich Insurance Group Ltd. | NO | 11 |
| | | 00000 | | | | | Zurich International Pensions Administration Limited | .IMN | OTH | Zurich International Life Limited | Ownership | 100.000 | Zurich Insurance Group Ltd. | NO | 11 |
| | | 00000 | | | | | Zurich Invest AG | .CHE | OTH | Zurich Versicherungs-Gesellschaft AG | Ownership | 100.000 | Zurich Insurance Group Ltd. | NO | 11 |
| | | 00000 | | | | | Zurich Investment Management Limited | .AUS | OTH | Zurich Australia Limited | Ownership | 100.000 | Zurich Insurance Group Ltd. | NO | 11 |
| | | 00000 | | | | | Zurich Investment Services Limited | .BMU | OTH | Zurich Finance Company Ltd | Ownership | 100.000 | Zurich Insurance Group Ltd. | NO | 11 |
| | | 00000 | | | | | Zurich Investments Life S.p.A. | .ITA | OTH | Zurich Insurance Company Ltd - Rappresentanza Generale per l | Ownership | 100.000 | Zurich Insurance Group Ltd. | NO | 11 |
| | | 00000 | | | | | ZURICH IRELAND MASTER TRUSTEE DESIGNATED ACTIVITY COMPANY | .IRL | OTH | Zurich Life Assurance plc | Ownership | 100.000 | Zurich Insurance Group Ltd. | NO | 11 |
| | | 00000 | | | | | Zurich Italy S.p.A. | .ITA | OTH | Zürich Versicherungs-Gesellschaft AG | Ownership | 100.000 | Zurich Insurance Group Ltd. | NO | 11 |
| | | 00000 | | | | | Zurich JVCompany Servicios Mexico, S.A. DE C.V. | .MEX | OTH | Zurich Santander Seguros Mexico, S.A. | Ownership | 99.998 | Zurich Insurance Group Ltd. | NO | 11 |
| | | 00000 | | | | | Zurich JVCompany Servicios Mexico, S.A. DE C.V. | .MEX | OTH | Zurich Vida, Compania de Seguros, S.A. | Ownership | 0.002 | Zurich Insurance Group Ltd. | NO | 11 |
| | | 00000 | | | | | Zurich Kotak General Insurance Company (India) Limited | .IND | OTH | Zurich Shared Services Malaysia Sdn Bhd | Ownership | | Zurich Insurance Group Ltd. | NO | 11 |
| | | 00000 | | | | | Zurich Kotak General Insurance Company (India) Limited | .IND | OTH | Zürich Versicherungs-Gesellschaft AG | Ownership | 70.000 | Zurich Insurance Group Ltd. | NO | 11 |
| | | 00000 | | | | | Zurich Kotak General Insurance Company (India) Limited | .IND | OTH | Zurich Finance Company AG | Ownership | | Zurich Insurance Group Ltd. | NO | 11 |
| | | 00000 | | | | | Zurich Kotak General Insurance Company (India) Limited | .IND | OTH | Zurich Services Malaysia Sdn Bhd | Ownership | | Zurich Insurance Group Ltd. | NO | 11 |
| | | 00000 | | | | | Zurich Kotak General Insurance Company (India) Limited | .IND | OTH | Zurich Australian Insurance Properties Pty Limited | Ownership | | Zurich Insurance Group Ltd. | NO | 11 |
| | | 00000 | | | | | Zurich Kotak General Insurance Company (India) Limited | .IND | OTH | Zurich Insurance Mobile Solutions AG | Ownership | | Zurich Insurance Group Ltd. | NO | 11 |
| | | 00000 | | | | | Zurich Kunden Center GmbH | .DEU | OTH | Zurich Beteiligungs-Aktiengesellschaft (Deutschland) | Ownership | 100.000 | Zurich Insurance Group Ltd. | NO | 11 |
| | | 00000 | | | | | Zurich Latin America Holding S.L. - Sociedad Unipersonal | .ESP | OTH | Zurich Lebensversicherungs-Gesellschaft AG | Ownership | 100.000 | Zurich Insurance Group Ltd. | NO | 11 |
| | | 00000 | | | | | Zurich Latin American Services S.A. | .ARG | OTH | Inversiones Suizo-Argentina S.A. | Ownership | 6.320 | Zurich Insurance Group Ltd. | NO | 11 |
| | | 00000 | | | | | Zurich Latin American Services S.A. | .ARG | OTH | Zurich Versicherungs-Gesellschaft AG | Ownership | 93.680 | Zurich Insurance Group Ltd. | NO | 11 |
| | | 00000 | | | | | Zurich Lebensversicherungs-Gesellschaft AG | .CHE | OTH | Zurich Versicherungs-Gesellschaft AG | Ownership | 100.000 | Zurich Insurance Group Ltd. | NO | 11 |
| | | 00000 | | | | | Zurich Legacy Solutions Services (UK) Limited | .GBR | OTH | Zurich Versicherungs-Gesellschaft AG | Ownership | 100.000 | Zurich Insurance Group Ltd. | YES | 9 |
| | | 00000 | | | | | Zurich Life Assurance plc | .IRL | OTH | Zurich Holding Ireland Limited | Ownership | 100.000 | Zurich Insurance Group Ltd. | NO | 11 |
| | | 00000 | | | | | Zurich Life Insurance (Hong Kong) Limited | .HKG | OTH | Zürich Versicherungs-Gesellschaft AG | Ownership | 100.000 | Zurich Insurance Group Ltd. | NO | 11 |
| | | 00000 | | | | | Zurich Life Insurance Company Ltd., Representative office Buenos Aires | .ARG | OTH | Zurich Lebensversicherungs-Gesellschaft AG | Ownership | 100.000 | Zurich Insurance Group Ltd. | NO | 11 |
| | | 00000 | | | | | Zurich Life Preparatory Japan Co. Ltd. | .JPN | OTH | Zürich Lebensversicherungs-Gesellschaft AG | Ownership | 100.000 | Zurich Insurance Group Ltd. | NO | 11 |
| | | 00000 | | | | | Zurich LivellEl Services and Solutions AG | .CHE | OTH | Zürich Versicherungs-Gesellschaft AG | Ownership | 100.000 | Zurich Insurance Group Ltd. | NO | 11 |
| | | 00000 | | | | | Zurich Management (Bermuda) Ltd | .BMU | OTH | Zurich Versicherungs-Gesellschaft AG | Ownership | 100.000 | Zurich Insurance Group Ltd. | NO | 11 |
| | | 00000 | | | | | Zurich Management Services Limited | .GBR | OTH | Zurich Holdings (UK) Limited | Ownership | 100.000 | Zurich Insurance Group Ltd. | NO | 11 |
| | | 00000 | | | | | Zurich Medical Analytics Pty Ltd | .AUS | OTH | Zürich Versicherungs-Gesellschaft AG | Ownership | 100.000 | Zurich Insurance Group Ltd. | NO | 11 |
| | | 00000 | | | | | Zurich Minas Brasil Seguros S.A. | .BRA | OTH | Zurich Versicherungs-Gesellschaft AG | Ownership | 100.000 | Zurich Insurance Group Ltd. | NO | 11 |
| | | 00000 | | | | | Zurich Pension Trustees Ireland Limited | .IRL | OTH | Zurich Insurance plc | Ownership | 50.000 | Zurich Insurance Group Ltd. | NO | 11 |

12.14

STATEMENT AS OF MARCH 31, 2026 OF THE FARMERS DIRECT PROPERTY AND CASUALTY INSURANCE COMPANY

SCHEDULE Y
PART 1A - DETAILS OF INSURANCE HOLDING COMPANY SYSTEM

| 1 | 2 | 3 | 4 | 5 | 6 | 7 | 8 | 9 | 10 | 11 | 12 | 13 | 14 | 15 | 16 |
|------------|------------|-------------------|------------|--------------|-----|--|---|----------------------|----------------------------------|--|--|--|--|-------------------------------------|----|
| Group Code | Group Name | NAIC Company Code | ID Number | Federal RSSD | CIK | Name of Securities Exchange if Publicly Traded (U.S. or International) | Names of Parent, Subsidiaries Or Affiliates | Domiciliary Location | Relationship to Reporting Entity | Directly Controlled by (Name of Entity/Person) | Type of Control (Ownership, Board, Management, Attorney-in-Fact, Influence, Other) | If Control is Ownership Provide Percentage | Ultimate Controlling Entity(ies)/Person(s) | Is an SCA Filing Required? (Yes/No) | * |
| | | 00000 | | | | | Zurich Pension Trustees Ireland Limited | .IRL | OTH | Zurich Trustee Services Limited | Ownership | 50.000 | Zurich Insurance Group Ltd. | NO | 11 |
| | | 00000 | | | | | Zurich Pension Trustees Limited | .GBR | OTH | Zurich Assurance Ltd | Ownership | 100.000 | Zurich Insurance Group Ltd. | NO | 11 |
| | | 00000 | | | | | Zurich Pensions Management Limited | .GBR | OTH | Allied Dunbar Assurance plc | Ownership | 100.000 | Zurich Insurance Group Ltd. | NO | 11 |
| | | 00000 | | | | | Zurich Lebensversicherungs-Gesellschaft AG | | | | | | | | |
| | | 00000 | | | | | Zurich Pensionskassen-Beratung AG | .CHE | OTH | | Ownership | 100.000 | Zurich Insurance Group Ltd. | NO | 11 |
| | | 00000 | | | | | Zurich Professional Limited | .GBR | OTH | Zurich Holdings (UK) Limited | Ownership | 100.000 | Zurich Insurance Group Ltd. | NO | 11 |
| | | 00000 | | | | | Zurich Project Finance (UK) Limited | .GBR | OTH | Zürich Versicherungs-Gesellschaft AG | Ownership | 100.000 | Zurich Insurance Group Ltd. | NO | 11 |
| | | 00000 | | | | | Zurich Properties Pty Limited | .AUS | OTH | Zurich Australia Limited | Ownership | 40.001 | Zurich Insurance Group Ltd. | NO | 11 |
| | | 00000 | | | | | Zurich Properties Pty Limited | .AUS | OTH | Zurich Australian Insurance Limited | Ownership | 59.999 | Zurich Insurance Group Ltd. | NO | 11 |
| | | 00000 | | | | | Zurich Property Services Malaysia Sdn Bhd | .MYS | OTH | Zurich Versicherungs-Gesellschaft AG | Ownership | 100.000 | Zurich Insurance Group Ltd. | NO | 11 |
| | | 00000 | 30-0165071 | | | | Zurich Realty, Inc. | .MD | OTH | Zurich Holding Company of America, Inc. | Ownership | 100.000 | Zurich Insurance Group Ltd. | NO | 11 |
| | | 00000 | | | | | Zurich Rechtsschutz-Schadenservice GmbH | .DEU | OTH | Zurich Beteiligungs-Aktiengesellschaft (Deutschland) | Ownership | 100.000 | Zurich Insurance Group Ltd. | NO | 11 |
| | | 00000 | | | | | Zurich Resseguradora Brasil S.A. | .BRA | OTH | Zurich Lebensversicherungs-Gesellschaft AG | Ownership | 0.001 | Zurich Insurance Group Ltd. | NO | 11 |
| | | 00000 | | | | | Zurich Resseguradora Brasil S.A. | .BRA | OTH | Zurich Versicherungs-Gesellschaft AG | Ownership | 99.999 | Zurich Insurance Group Ltd. | NO | 11 |
| | | 00000 | | | | | Zurich Risk Management Services (India) Private Limited | .IND | OTH | Zürich Rückversicherungs-Gesellschaft AG | Ownership | 1.000 | Zurich Insurance Group Ltd. | NO | 11 |
| | | 00000 | | | | | Zurich Risk Management Services (India) Private Limited | .IND | OTH | Zurich Versicherungs-Gesellschaft AG | Ownership | 99.000 | Zurich Insurance Group Ltd. | NO | 11 |
| | | 00000 | | | | | Zurich Rückversicherungs-Gesellschaft AG | .CHE | OTH | Zurich Versicherungs-Gesellschaft AG | Ownership | 100.000 | Zurich Insurance Group Ltd. | NO | 11 |
| | | 00000 | | | | | Zurich Sander Vermögensverwaltungs AG (Deutschland) | .DEU | OTH | Zürich Beteiligungs-Aktiengesellschaft (Deutschland) | Ownership | 32.460 | Zurich Insurance Group Ltd. | NO | 11 |
| | | 00000 | | | | | Zurich Sander Vermögensverwaltungs AG (Deutschland) | .DEU | OTH | Deutscher Herold Aktiengesellschaft | Ownership | 67.540 | Zurich Insurance Group Ltd. | NO | 11 |
| | | 00000 | | | | | Zurich Santander Brasil Seguros e Previd ncia S.A. | .BRA | OTH | Zurich Latin America Holding S.L. - Sociedad Unipersonal | Ownership | 0.220 | Zurich Insurance Group Ltd. | NO | 11 |
| | | 00000 | | | | | Zurich Santander Brasil Seguros e Previd ncia S.A. | .BRA | OTH | Zurich Santander Holding (Spain), S.L. | Ownership | 99.568 | Zurich Insurance Group Ltd. | NO | 11 |
| | | 00000 | | | | | Zurich Santander Brasil Seguros S.A. | .BRA | OTH | Zurich Santander Brasil Seguros e Previd ncia S.A. | Ownership | 100.000 | Zurich Insurance Group Ltd. | NO | 11 |
| | | 00000 | | | | | Zurich Santander Holding (Spain), S.L. | .ESP | OTH | Zurich Santander Insurance America, S.L. | Ownership | 100.000 | Zurich Insurance Group Ltd. | NO | 11 |
| | | 00000 | | | | | Zurich Santander Holding Dos (Spain), S.L. | .ESP | OTH | Zurich Santander Insurance America, S.L. | Ownership | 100.000 | Zurich Insurance Group Ltd. | NO | 11 |
| | | 00000 | | | | | Zurich Santander Insurance America, S.L. | .ESP | OTH | Zurich Latin America Holding S.L. - Sociedad Unipersonal | Ownership | 51.000 | Zurich Insurance Group Ltd. | NO | 11 |
| | | 00000 | | | | | Zurich Santander Seguros Argentina S.A. | .ARG | OTH | Inversiones ZS America SpA | Ownership | 4.000 | Zurich Insurance Group Ltd. | NO | 11 |
| | | 00000 | | | | | Zurich Santander Seguros Argentina S.A. | .ARG | OTH | Zurich Santander Insurance America, S.L. | Ownership | 96.000 | Zurich Insurance Group Ltd. | NO | 11 |
| | | 00000 | | | | | Zurich Santander Seguros de Vida Chile S.A. | .CHL | OTH | Inversiones ZS America Dos Limitada | Ownership | 99.782 | Zurich Insurance Group Ltd. | NO | 11 |
| | | 00000 | | | | | Zurich Santander Seguros de Vida Chile S.A. | .CHL | OTH | Inversiones ZS America SpA | Ownership | 0.218 | Zurich Insurance Group Ltd. | NO | 11 |
| | | 00000 | | | | | Zurich Santander Seguros Generales Chile S.A. | .CHL | OTH | Inversiones ZS America Dos Limitada | Ownership | 99.505 | Zurich Insurance Group Ltd. | NO | 11 |
| | | 00000 | | | | | Zurich Santander Seguros Generales Chile S.A. | .CHL | OTH | Inversiones ZS America SpA | Ownership | 0.495 | Zurich Insurance Group Ltd. | NO | 11 |
| | | 00000 | | | | | Zurich Santander Seguros Mexico, S.A. | .MEX | OTH | Inversiones ZS America SpA | Ownership | 0.001 | Zurich Insurance Group Ltd. | NO | 11 |
| | | 00000 | | | | | Zurich Santander Seguros Mexico, S.A. | .MEX | OTH | Zurich Santander Insurance America, S.L. | Ownership | 99.999 | Zurich Insurance Group Ltd. | NO | 11 |
| | | 00000 | | | | | Zurich Schweiz Services AG | .CHE | OTH | Zürich Versicherungs-Gesellschaft AG | Ownership | 100.000 | Zurich Insurance Group Ltd. | NO | 11 |
| | | 00000 | | | | | Zurich Seguros Ecuador, S.A. | .ECU | OTH | Zürich Versicherungs-Gesellschaft AG | Ownership | 100.000 | Zurich Insurance Group Ltd. | NO | 11 |
| | | 00000 | | | | | Zurich Seguros Rentas Vitalicias Chile S.A. | .CHL | OTH | Zurich Servicios e Inversiones S.A. | Ownership | 0.010 | Zurich Insurance Group Ltd. | NO | 11 |
| | | 00000 | | | | | Zurich Service GmbH | .DEU | OTH | Zurich Versicherungs-Aktiengesellschaft | Ownership | 100.000 | Zurich Insurance Group Ltd. | NO | 11 |

STATEMENT AS OF MARCH 31, 2026 OF THE FARMERS DIRECT PROPERTY AND CASUALTY INSURANCE COMPANY

SCHEDULE Y
PART 1A - DETAILS OF INSURANCE HOLDING COMPANY SYSTEM

| 1 | 2 | 3 | 4 | 5 | 6 | 7 | 8 | 9 | 10 | 11 | 12 | 13 | 14 | 15 | 16 |
|------------|------------|-------------------|------------|--------------|-----|--|---|-----------------------|-----------------------------------|--|--|--|--|--------------------------------------|----|
| Group Code | Group Name | NAIC Company Code | ID Number | Federal RSSD | CIK | Name of Securities Exchange if Publicly Traded (U.S. or International) | Names of Parent, Subsidiaries Or Affiliates | Domi-ciliary Location | Relation-ship to Reporting Entity | Directly Controlled by (Name of Entity/Person) | Type of Control (Ownership, Board, Management, Attorney-in-Fact, Influence, Other) | If Control is Ownership Provide Percentage | Ultimate Controlling Entity(ies)/Person(s) | Is an SCA Filing Re-quired? (Yes/No) | * |
| | | 00000 | | | | | Zurich Services (Australia) Pty Limited | .AUS. | OTH. | Zurich Financial Services Australia Limited | Ownership | 100.000 | Zurich Insurance Group Ltd. | NO | 11 |
| | | 00000 | | | | | Zurich Services (Hong Kong) Limited | .HKG. | OTH. | Zurich Insurance Holdings (Hong Kong) Limited | Ownership | 99.997 | Zurich Insurance Group Ltd. | NO | 11 |
| | | 00000 | | | | | Zurich Services (Hong Kong) Limited | .HKG. | OTH. | Zürich Versicherungs-Gesellschaft AG | Ownership | 0.003 | Zurich Insurance Group Ltd. | NO | 11 |
| | | 00000 | | | | | Zurich Services A.I.E. | .ESP. | OTH. | AlDE Asistencia Seguros y Reaseguros, S.A. - Sociedad Uniper | Ownership | 0.001 | Zurich Insurance Group Ltd. | NO | 11 |
| | | 00000 | | | | | Zurich Services A.I.E. | .ESP. | OTH. | Bansabadell Pensiones, E.G.F.P, S.A. | Ownership | 0.001 | Zurich Insurance Group Ltd. | NO | 11 |
| | | 00000 | | | | | Zurich Services A.I.E. | .ESP. | OTH. | Bansabadell Seguros Generales, S.A. de Seguros y Reaseguros | Ownership | 0.001 | Zurich Insurance Group Ltd. | NO | 11 |
| | | 00000 | | | | | Zurich Services A.I.E. | .ESP. | OTH. | Bansabadell Vida S.A. de Seguros y Reaseguros | Ownership | 0.001 | Zurich Insurance Group Ltd. | NO | 11 |
| | | 00000 | | | | | Zurich Services A.I.E. | .ESP. | OTH. | Zurich Insurance plc, Sucursal en Espana | Ownership | 97.180 | Zurich Insurance Group Ltd. | NO | 11 |
| | | 00000 | | | | | Zurich Services A.I.E. | .ESP. | OTH. | Zurich Vida, Compania de Seguros y Reaseguros, S.A. - Sociad | Ownership | 2.816 | Zurich Insurance Group Ltd. | NO | 11 |
| | | 00000 | | | | | Zurich Services Company (Pty) Ltd | .AUS. | OTH. | Zürich Versicherungs-Gesellschaft AG | Ownership | 100.000 | Zurich Insurance Group Ltd. | NO | 11 |
| | | 00000 | 35-2546417 | | | | Zurich Services US. LLC | .DE. | OTH. | Farmers Group, Inc. | Ownership | 50.000 | Zurich Insurance Group Ltd. | NO | 7 |
| | | 00000 | 35-2546417 | | | | Zurich Services US. LLC | .DE. | OTH. | Zurich Holding Company of America, Inc. | Ownership | 50.000 | Zurich Insurance Group Ltd. | NO | 11 |
| | | 00000 | | | | | Zurich Servicios de Mexico, S.A. de C.V. | .MEX. | OTH. | Zurich Vida, Compania de Seguros, S.A. | Ownership | 90.000 | Zurich Insurance Group Ltd. | NO | 11 |
| | | 00000 | | | | | Zurich Servicios de Mexico, S.A. de C.V. | .MEX. | OTH. | Zurich, Compania de Seguros, S.A. | Ownership | 10.000 | Zurich Insurance Group Ltd. | NO | 11 |
| | | 00000 | | | | | ZURICH SERVICIOS DIRECTO ESPAÑA, S.L. | .ESP. | OTH. | Zurich Insurance Mobile Solutions AG | Ownership | 100.000 | Zurich Insurance Group Ltd. | NO | 11 |
| | | 00000 | | | | | Zurich Servicios y Soporte México, S.A. de C.V. | .MEX. | OTH. | Zürich Lebensversicherungs-Gesellschaft AG | Ownership | 0.020 | Zurich Insurance Group Ltd. | NO | 11 |
| | | 00000 | | | | | Zurich Servicios y Soporte México, S.A. de C.V. | .MEX. | OTH. | Zürich Versicherungs-Gesellschaft AG | Ownership | 99.980 | Zurich Insurance Group Ltd. | NO | 11 |
| | | 00000 | | | | | Zurich Shared Services S.A. | .CHL. | OTH. | Inversiones Suizo Chilena S.A. | Ownership | 99.987 | Zurich Insurance Group Ltd. | NO | 11 |
| | | 00000 | | | | | Zurich Shared Services S.A. | .CHL. | OTH. | Zurich Investments Chile S.A. | Ownership | 0.013 | Zurich Insurance Group Ltd. | NO | 11 |
| | | 00000 | | | | | Zurich Sigorta A.S. | .TUR. | OTH. | Zurich Versicherungs-Gesellschaft AG | Ownership | 100.000 | Zurich Insurance Group Ltd. | NO | 11 |
| | | 00000 | | | | | Zurich Small Amount and Short Term Insurance Ltd | .JPN. | OTH. | Zürich Versicherungs-Gesellschaft AG | Ownership | 100.000 | Zurich Insurance Group Ltd. | NO | 11 |
| | | 00000 | | | | | Zurich South America Invest AB | .SWE. | OTH. | Zurich Versicherungs-Gesellschaft AG | Ownership | 100.000 | Zurich Insurance Group Ltd. | NO | 11 |
| | | 00000 | | | | | Zurich Specialties London Limited | .GBR. | OTH. | Zurich Holdings (UK) Limited | Ownership | 100.000 | Zurich Insurance Group Ltd. | NO | 11 |
| | | 00000 | 98-0140278 | | | | Zurich Structured Finance, Inc. | .DE. | OTH. | Zurich Finance Company Ltd | Ownership | 100.000 | Zurich Insurance Group Ltd. | NO | 11 |
| | | 00000 | | | | | Zurich Takaful Malaysia Berhad (ZTMB) | .MYS. | OTH. | Zurich Versicherungs-Gesellschaft AG | Ownership | 100.000 | Zurich Insurance Group Ltd. | NO | 11 |
| | | 00000 | | | | | Zurich Technical and Consulting Services (Beijing) Co. Ltd. | .CHN. | OTH. | Zurich Insurance Holdings (Hong Kong) Limited | Ownership | 100.000 | Zurich Insurance Group Ltd. | NO | 11 |
| | | 00000 | | | | | Zurich Technical Development (China) Limited | .CHN. | OTH. | Zurich Insurance Holdings (Hong Kong) Limited | Ownership | 100.000 | Zurich Insurance Group Ltd. | NO | 11 |
| | | 00000 | | | | | Zurich Technology Malaysia Sdn Bhd | .MYS. | OTH. | Zurich Technology Services Malaysia Sdn Bhd | Ownership | 100.000 | Zurich Insurance Group Ltd. | NO | 11 |
| | | 00000 | | | | | Zurich Technology Services Malaysia Sdn Bhd | .MYS. | OTH. | Zurich Versicherungs-Gesellschaft AG | Ownership | 100.000 | Zurich Insurance Group Ltd. | NO | 11 |
| | | 00000 | | | | | Zurich Transitional Services Limited | .GBR. | OTH. | Zurich Holdings (UK) Limited | Ownership | 100.000 | Zurich Insurance Group Ltd. | NO | 11 |
| | | 00000 | | | | | Zurich Travel Solutions Pty Limited | .AUS. | OTH. | Zürich Versicherungs-Gesellschaft AG | Ownership | 100.000 | Zurich Insurance Group Ltd. | NO | 11 |
| | | 00000 | | | | | Zurich Treasury Services Limited | .IRL. | OTH. | Zurich Financial Services EUB Holdings Limited | Ownership | 100.000 | Zurich Insurance Group Ltd. | NO | 11 |
| | | 00000 | | | | | Zurich Trustee Services Limited | .IRL. | OTH. | Zurich Life Assurance plc | Ownership | 100.000 | Zurich Insurance Group Ltd. | NO | 11 |
| | | 00000 | | | | | Zurich UK General Employee Services Limited | .GBR. | OTH. | Zurich UK General Services Limited | Ownership | 100.000 | Zurich Insurance Group Ltd. | NO | 11 |
| | | 00000 | | | | | Zurich UK General Services Limited | .GBR. | OTH. | Zurich Holdings (UK) Limited | Ownership | 100.000 | Zurich Insurance Group Ltd. | NO | 11 |
| | | 00000 | | | | | Zurich US Select Financial and Insurance Agents Professional Liability Risk Purchasing Group, LLC | .IL. | OTH. | Zurich Holding Company of America, Inc. | Ownership | 100.000 | Zurich Insurance Group Ltd. | NO | 11 |

STATEMENT AS OF MARCH 31, 2026 OF THE FARMERS DIRECT PROPERTY AND CASUALTY INSURANCE COMPANY

SCHEDULE Y
PART 1A - DETAILS OF INSURANCE HOLDING COMPANY SYSTEM

| 1 | 2 | 3 | 4 | 5 | 6 | 7 | 8 | 9 | 10 | 11 | 12 | 13 | 14 | 15 | 16 |
|------------|------------|-------------------|------------|--------------|-----|--|--|----------------------|----------------------------------|--|--|--|--|-------------------------------------|----|
| Group Code | Group Name | NAIC Company Code | ID Number | Federal RSSD | CIK | Name of Securities Exchange if Publicly Traded (U.S. or International) | Names of Parent, Subsidiaries Or Affiliates | Domiciliary Location | Relationship to Reporting Entity | Directly Controlled by (Name of Entity/Person) | Type of Control (Ownership, Board, Management, Attorney-in-Fact, Influence, Other) | If Control is Ownership Provide Percentage | Ultimate Controlling Entity(ies)/Person(s) | Is an SCA Filing Required? (Yes/No) | * |
| | | 00000 | AA-1220080 | | | | Zurich Versicherungs-Aktiengesellschaft | .AUT | OTH | Zurich Versicherungs-Gesellschaft AG | Ownership | 99.981 | Zurich Insurance Group Ltd. | NO | 10 |
| | | 00000 | AA-1460190 | | | | Zurich Versicherungs-Gesellschaft AG | .CHE | OTH | Zurich Insurance Group Ltd. | Ownership | 100.000 | Zurich Insurance Group Ltd. | YES | 9 |
| | | 00000 | | | | | Zurich Vida e Previdencia S.A. | .BRA | OTH | Zurich Minas Brasil Seguros S.A. | Ownership | 100.000 | Zurich Insurance Group Ltd. | NO | 11 |
| | | 00000 | AA-1840022 | | | | Zurich Vida, Compania de Seguros y Reaseguros, S.A. - Sociad | .ESP | OTH | Zurich Lebensversicherungs-Gesellschaft AG | Ownership | 100.000 | Zurich Insurance Group Ltd. | NO | 11 |
| | | 00000 | AA-2734111 | | | | Zurich Vida, Compania de Seguros, S.A. | .MEX | OTH | Zurich Versicherungs-Gesellschaft AG | Ownership | 100.000 | Zurich Insurance Group Ltd. | NO | 11 |
| | | 00000 | | | | | Zurich Vorsorge-Beratungs und Vertriebs GmbH (Deutschland) | .DEU | OTH | Zurich Beteiligungs-Aktiengesellschaft (Deutschland) | Ownership | 100.000 | Zurich Insurance Group Ltd. | NO | 11 |
| | | 00000 | | | | | Zurich Workplace Solutions (Middle East) Limited | .ARE | OTH | Zurich International Life Limited | Ownership | 100.000 | Zurich Insurance Group Ltd. | NO | 11 |

| Asterisk | Explanation |
|----------|---|
| | Note 1: Farmers Insurance Exchange is a California interinsurance exchange owned by its policyholders. Its attorney-in-fact is Farmers Group, Inc. dba Farmers Underwriters Association, which is a subsidiary of Zurich Insurance Group Ltd. |
| | Note 2: Farmers Group Inc, as attorney-in-fact for Farmers Insurance Exchange, provides management services to Farmers Texas County Mutual Insurance Company. |
| | Note 3: Fire Insurance Exchange is a California interinsurance exchange owned by its policyholders. Its attorney-in-fact is Fire Underwriters Association, which is a subsidiary of Zurich Insurance Group Ltd. |
| | Note 4: Foremost County Mutual Insurance Company is a Texas County mutual insurance company managed by Foremost Insurance Company Grand Rapids, Michigan. |
| | Note 5: Foremost Lloyds of Texas is a Texas domiciled Lloyds insurer with ownership vested in its underwriters and with Farmers Lloyds, Inc. as its attorney-in-fact. |
| | Note 6: Truck Insurance Exchange is a California interinsurance exchange owned by its policyholders. Its attorney-in-fact is Truck Underwriters Association, which is a subsidiary of Zurich Insurance Group Ltd. |
| | Note 7: An affiliate entity is the attorney-in-fact of Farmers Insurance Exchange, Fire Insurance Exchange and Truck Insurance Exchange (collectively Exchanges). The reporting entity's relationship to the Exchanges, their subsidiaries, and the affiliates that they manage is classified as OTHER. |
| | Note 8: Farmers Lloyds Insurance Company of Texas is a Texas company managed by Farmers Lloyds, Inc. |
| | Note 9: Zurich Versicherungs-Gesellschaft AG also known as Zurich Insurance Company, Ltd operates branches in the following countries: Spain, Italy, Canada, Hong Kong, Ireland, Japan, and Singapore. It also operates a management entity Alpina International in Switzerland. |
| | Note 10: Zurich Versicherungs-Aktiengesellschaft operates a branch in Germany. |
| | Note 11: This company is a subsidiary of Zurich Insurance Group Ltd., and is an affiliate of Farmers Group, Inc. |

STATEMENT AS OF MARCH 31, 2026 OF THE FARMERS DIRECT PROPERTY AND CASUALTY INSURANCE COMPANY

PART 1 - LOSS EXPERIENCE

| Line of Business | Current Year to Date | | | 4 Prior Year to Date Direct Loss Percentage |
|---|--------------------------------|--------------------------------|--------------------------------|--|
| | 1 Direct Premiums Earned | 2 Direct Losses Incurred | 3 Direct Loss Percentage | |
| 1. Fire | | | | |
| 2.1 Allied Lines | | | | |
| 2.2 Multiple peril crop | | | | |
| 2.3 Federal flood | | | | |
| 2.4 Private crop | | | | |
| 2.5 Private flood | | | | |
| 3. Farmowners multiple peril | | | | |
| 4. Homeowners multiple peril | 35,365,392 | 26,845,313 | 75.9 | 77.5 |
| 5.1 Commercial multiple peril (non-liability portion) | | | | |
| 5.2 Commercial multiple peril (liability portion) | | | | |
| 6. Mortgage guaranty | | | | |
| 8. Ocean marine | | | | |
| 9.1 Inland marine | 302,049 | 43,622 | 14.4 | 21.6 |
| 9.2 Pet insurance | | | | |
| 10. Financial guaranty | | | | |
| 11.1 Medical professional liability - occurrence | | | | |
| 11.2 Medical professional liability - claims-made | | | | |
| 12. Earthquake | 253,244 | | | |
| 13.1 Comprehensive (hospital and medical) individual | | | | |
| 13.2 Comprehensive (hospital and medical) group | | | | |
| 14. Credit accident and health | | | | |
| 15.1 Vision only | | | | |
| 15.2 Dental only | | | | |
| 15.3 Disability income | | | | |
| 15.4 Medicare supplement | | | | |
| 15.5 Medicaid Title XIX | | | | |
| 15.6 Medicare Title XVIII | | | | |
| 15.7 Long-term care | | | | |
| 15.8 Federal employees health benefits plan | | | | |
| 15.9 Other health | | | | |
| 16. Workers' compensation | | | | |
| 17.1 Other liability - occurrence | 415,644 | 528,228 | 127.1 | 135.6 |
| 17.2 Other liability - claims-made | | | | |
| 17.3 Excess workers' compensation | | | | |
| 18.1 Products liability - occurrence | | | | |
| 18.2 Products liability - claims-made | | | | |
| 19.1 Private passenger auto no-fault (personal injury protection) | 967,399 | 277,967 | 28.7 | 51.8 |
| 19.2 Other private passenger auto liability | 11,778,807 | 7,776,428 | 66.0 | 87.2 |
| 19.3 Commercial auto no-fault (personal injury protection) | | | | |
| 19.4 Other commercial auto liability | | | | |
| 21.1 Private passenger auto physical damage | 12,923,827 | 5,526,677 | 42.8 | 38.1 |
| 21.2 Commercial auto physical damage | | | | |
| 22. Aircraft (all perils) | | | | |
| 23. Fidelity | | | | |
| 24. Surety | | | | |
| 26. Burglary and theft | | | | |
| 27. Boiler and machinery | | | | |
| 28. Credit | | | | |
| 29. International | | | | |
| 30. Warranty | | | | |
| 31. Reinsurance - nonproportional assumed property | XXX | XXX | XXX | XXX |
| 32. Reinsurance - nonproportional assumed liability | XXX | XXX | XXX | XXX |
| 33. Reinsurance - nonproportional assumed financial lines | XXX | XXX | XXX | XXX |
| 34. Aggregate write-ins for other lines of business | | | | |
| 35. Totals | 62,006,363 | 40,998,235 | 66.1 | 69.9 |
| DETAILS OF WRITE-INS | | | | |
| 3401. | | | | |
| 3402. | | | | |
| 3403. | | | | |
| 3498. Summary of remaining write-ins for Line 34 from overflow page | | | | |
| 3499. Totals (Lines 3401 through 3403 plus 3498)(Line 34 above) | | | | |

STATEMENT AS OF MARCH 31, 2026 OF THE FARMERS DIRECT PROPERTY AND CASUALTY INSURANCE COMPANY

PART 2 - DIRECT PREMIUMS WRITTEN

| Line of Business | | 1 Current Quarter | 2 Current Year to Date | 3 Prior Year Year to Date |
|-----------------------------|---|----------------------|---------------------------|------------------------------|
| 1. | Fire | | | |
| 2.1 | Allied Lines | | | |
| 2.2 | Multiple peril crop | | | |
| 2.3 | Federal flood | | | |
| 2.4 | Private crop | | | |
| 2.5 | Private flood | | | |
| 3. | Farmowners multiple peril | | | |
| 4. | Homeowners multiple peril | 36,966,653 | 36,966,653 | 26,881,730 |
| 5.1 | Commercial multiple peril (non-liability portion) | | | |
| 5.2 | Commercial multiple peril (liability portion) | | | |
| 6. | Mortgage guaranty | | | |
| 8. | Ocean marine | | | |
| 9.1 | Inland marine | 289,863 | 289,863 | 257,748 |
| 9.2 | Pet insurance | | | |
| 10. | Financial guaranty | | | |
| 11.1 | Medical professional liability - occurrence | | | |
| 11.2 | Medical professional liability - claims-made | | | |
| 12. | Earthquake | 229,521 | 229,521 | 190,925 |
| 13.1 | Comprehensive (hospital and medical) individual | | | |
| 13.2 | Comprehensive (hospital and medical) group | | | |
| 14. | Credit accident and health | | | |
| 15.1 | Vision only | | | |
| 15.2 | Dental only | | | |
| 15.3 | Disability income | | | |
| 15.4 | Medicare supplement | | | |
| 15.5 | Medicaid Title XIX | | | |
| 15.6 | Medicare Title XVIII | | | |
| 15.7 | Long-term care | | | |
| 15.8 | Federal employees health benefits plan | | | |
| 15.9 | Other health | | | |
| 16. | Workers' compensation | | | |
| 17.1 | Other liability - occurrence | 413,426 | 413,426 | 460,341 |
| 17.2 | Other liability - claims-made | | | |
| 17.3 | Excess workers' compensation | | | |
| 18.1 | Products liability - occurrence | | | |
| 18.2 | Products liability - claims-made | | | |
| 19.1 | Private passenger auto no-fault (personal injury protection) | 944,568 | 944,568 | 1,106,617 |
| 19.2 | Other private passenger auto liability | 10,786,774 | 10,786,774 | 12,336,532 |
| 19.3 | Commercial auto no-fault (personal injury protection) | | | |
| 19.4 | Other commercial auto liability | | | |
| 21.1 | Private passenger auto physical damage | 11,790,157 | 11,790,157 | 13,159,293 |
| 21.2 | Commercial auto physical damage | | | |
| 22. | Aircraft (all perils) | | | |
| 23. | Fidelity | | | |
| 24. | Surety | | | |
| 26. | Burglary and theft | | | |
| 27. | Boiler and machinery | | | |
| 28. | Credit | | | |
| 29. | International | | | |
| 30. | Warranty | | | |
| 31. | Reinsurance - nonproportional assumed property | XXX | XXX | XXX |
| 32. | Reinsurance - nonproportional assumed liability | XXX | XXX | XXX |
| 33. | Reinsurance - nonproportional assumed financial lines | XXX | XXX | XXX |
| 34. | Aggregate write-ins for other lines of business | | | |
| 35. | Totals | 61,420,962 | 61,420,962 | 54,393,186 |
| DETAILS OF WRITE-INS | | | | |
| 3401. | | | | |
| 3402. | | | | |
| 3403. | | | | |
| 3498. | Summary of remaining write-ins for Line 34 from overflow page | | | |
| 3499. | Totals (Lines 3401 through 3403 plus 3498)(Line 34 above) | | | |

STATEMENT AS OF MARCH 31, 2026 OF THE FARMERS DIRECT PROPERTY AND CASUALTY INSURANCE COMPANY

PART 3 (\$000 OMITTED)

LOSS AND LOSS ADJUSTMENT EXPENSE RESERVES SCHEDULE

| | 1 | 2 | 3 | 4 | 5 | 6 | 7 | 8 | 9 | 10 | 11 | 12 | 13 | |
|--|---|---|--|--|--|--|---|--|--------------------------------------|---|---|--|---|---------------------------------------|
| Years in Which Losses Occurred | Prior Year-End Known Case Loss and LAE Reserves | Prior Year-End IBNR Loss and LAE Reserves | Total Prior Year-End Loss and LAE Reserves (Cols. 1+2) | 2026 Loss and LAE Payments on Claims Reported as of Prior Year-End | 2026 Loss and LAE Payments on Claims Unreported as of Prior Year-End | Total 2026 Loss and LAE Payments (Cols. 4+5) | Q.S. Date Known Case Loss and LAE Reserves on Claims Reported and Open as of Prior Year End | Q.S. Date Known Case Loss and LAE Reserves on Claims Reported or Reopened Subsequent to Prior Year End | Q.S. Date IBNR Loss and LAE Reserves | Total Q.S. Loss and LAE Reserves (Cols.7+8+9) | Prior Year-End Known Case Loss and LAE Reserves Developed (Savings)/ Deficiency (Cols.4+7 minus Col. 1) | Prior Year-End IBNR Loss and LAE Reserves Developed (Savings)/ Deficiency (Cols. 5+8+9 minus Col. 2) | Prior Year-End Total Loss and LAE Reserve Developed (Savings)/ Deficiency (Cols. 11+12) | |
| 1. 2023 + Prior | | | | | | | | | | | | | | |
| 2. 2024 | | | | | | | | | | | | | | |
| 3. Subtotals 2024 + Prior | | | | | | | | | | | | | | |
| 4. 2025 | | | | | | | | | | | | | | |
| 5. Subtotals 2025 + Prior | | | | | | | | | | | | | | |
| 6. 2026 | XXX | XXX | XXX | XXX | | | XXX | | | | XXX | XXX | XXX | |
| 7. Totals | | | | | | | | | | | | | | |
| 8. Prior year-end surplus as regards policyholders | 56,854 | | | | | | | | | | | Col. 11, Line 7 As % of Col. 1 Line 7 | Col. 12, Line 7 As % of Col. 2 Line 7 | Col. 13, Line 7 As % of Col. 3 Line 7 |
| | | | | | | | | | | | | 1. | 2. | 3. |
| | | | | | | | | | | | | Col. 13, Line 7 As a % of Col. 1 Line 8 | | |
| | | | | | | | | | | | | 4. | | |

SUPPLEMENTAL EXHIBITS AND SCHEDULES INTERROGATORIES

The following supplemental reports are required to be filed as part of your statement filing. However, in the event that your company does not transact the type of business for which the special report must be filed, your response of NO to the specific interrogatory will be accepted in lieu of filing a "NONE" report and a bar code will be printed below. If the supplement is required of your company but is not being filed for whatever reason enter SEE EXPLANATION and provide an explanation following the interrogatory questions.


| | Response |
|--|----------|
| 1. Will the Trusteed Surplus Statement be filed with the state of domicile and the NAIC with this statement? | NO |
| 2. Will Supplement A to Schedule T (Medical Professional Liability Supplement) be filed with this statement? | NO |
| 3. Will the Medicare Part D Coverage Supplement be filed with the state of domicile and the NAIC with this statement? | NO |
| 4. Will the Director and Officer Insurance Coverage Supplement be filed with the state of domicile and the NAIC with this statement? | NO |
| AUGUST FILING | |
| 5. Will the regulator-only (non-public) Communication of Internal Control Related Matters Noted in Audit be filed with the state of domicile and electronically with the NAIC (as a regulator-only non-public document) by August 1? The response for 1st and 3rd quarters should be N/A. A NO response resulting with a bar code is only appropriate in the 2nd quarter. | N/A |

Explanations:

- 1.
- 2.
- 3.
- 4.

Bar Codes:

1. Trusteed Surplus Statement [Document Identifier 490]
2. Supplement A to Schedule T [Document Identifier 455]
3. Medicare Part D Coverage Supplement [Document Identifier 365]
4. Director and Officer Supplement [Document Identifier 505]



OVERFLOW PAGE FOR WRITE-INS

NONE

STATEMENT AS OF MARCH 31, 2026 OF THE FARMERS DIRECT PROPERTY AND CASUALTY INSURANCE COMPANY

SCHEDULE A - VERIFICATION

Real Estate

| | 1 Year to Date | 2 Prior Year Ended December 31 |
|--|-------------------|--------------------------------------|
| 1. Book/adjusted carrying value, December 31 of prior year | | |
| 2. Cost of acquired: | | |
| 2.1 Actual cost at time of acquisition | | |
| 2.2 Additional investment made after acquisition | | |
| 3. Current year change in encumbrances | | |
| 4. Total gain (loss) on disposals | | |
| 5. Deduct amounts received on disposals | | |
| 6. Total foreign exchange change in book/adjusted carrying value | | |
| 7. Deduct current year's other than temporary impairment recognized | | |
| 8. Deduct current year's depreciation | | |
| 9. Book/adjusted carrying value at the end of current period (Lines 1+2+3+4-5+6-7-8) | | |
| 10. Deduct total nonadmitted amounts | | |
| 11. Statement value at end of current period (Line 9 minus Line 10) | | |

NONE

SCHEDULE B - VERIFICATION

Mortgage Loans

| | 1 Year to Date | 2 Prior Year Ended December 31 |
|---|-------------------|--------------------------------------|
| 1. Book value/recorded investment excluding accrued interest, December 31 of prior year | | |
| 2. Cost of acquired: | | |
| 2.1 Actual cost at time of acquisition | | |
| 2.2 Additional investment made after acquisition | | |
| 3. Capitalized deferred interest and other | | |
| 4. Accrual of discount | | |
| 5. Unrealized valuation increase/(decrease) | | |
| 6. Total gain (loss) on disposals | | |
| 7. Deduct amounts received on disposals | | |
| 8. Deduct amortization of premium and mortgage interest paid and commitment fees | | |
| 9. Total foreign exchange change in book value/recorded investment excluding accrued interest | | |
| 10. Deduct current year's other than temporary impairment recognized | | |
| 11. Book value/recorded investment excluding accrued interest at end of current period (Lines 1+2+3+4+5+6-7-8+9-10) | | |
| 12. Total valuation allowance | | |
| 13. Subtotal (Line 11 plus Line 12) | | |
| 14. Deduct total nonadmitted amounts | | |
| 15. Statement value at end of current period (Line 13 minus Line 14) | | |

NONE

SCHEDULE BA - VERIFICATION

Other Long-Term Invested Assets

| | 1 Year to Date | 2 Prior Year Ended December 31 |
|--|-------------------|--------------------------------------|
| 1. Book/adjusted carrying value, December 31 of prior year | | |
| 2. Cost of acquired: | | |
| 2.1 Actual cost at time of acquisition | | |
| 2.2 Additional investment made after acquisition | | |
| 3. Capitalized deferred interest and other | | |
| 4. Accrual of discount | | |
| 5. Unrealized valuation increase/(decrease) | | |
| 6. Total gain (loss) on disposals | | |
| 7. Deduct amounts received on disposals | | |
| 8. Deduct amortization of premium, depreciation and proportional amortization | | |
| 9. Total foreign exchange change in book/adjusted carrying value | | |
| 10. Deduct current year's other than temporary impairment recognized | | |
| 11. Book/adjusted carrying value at end of current period (Lines 1+2+3+4+5+6-7-8+9-10) | | |
| 12. Deduct total nonadmitted amounts | | |
| 13. Statement value at end of current period (Line 11 minus Line 12) | | |

NONE

SCHEDULE D - VERIFICATION

Bonds and Stocks

| | 1 Year to Date | 2 Prior Year Ended December 31 |
|---|-------------------|--------------------------------------|
| 1. Book/adjusted carrying value of bonds and stocks, December 31 of prior year | 58,872,236 | 55,537,065 |
| 2. Cost of bonds and stocks acquired | 10,409,011 | 19,744,349 |
| 3. Accrual of discount | 11,625 | 63,424 |
| 4. Unrealized valuation increase/(decrease) | (3,297) | |
| 5. Total gain (loss) on disposals | | 3 |
| 6. Deduct consideration for bonds and stocks disposed of | 12,150,000 | 16,315,103 |
| 7. Deduct amortization of premium | 35,124 | 157,502 |
| 8. Total foreign exchange change in book/adjusted carrying value | | |
| 9. Deduct current year's other than temporary impairment recognized | | |
| 10. Total investment income recognized as a result of prepayment penalties and/or acceleration fees | | |
| 11. Book/adjusted carrying value at end of current period (Lines 1+2+3+4+5-6-7+8-9+10) | 57,104,451 | 58,872,236 |
| 12. Deduct total nonadmitted amounts | | |
| 13. Statement value at end of current period (Line 11 minus Line 12) | 57,104,451 | 58,872,236 |

STATEMENT AS OF MARCH 31, 2026 OF THE FARMERS DIRECT PROPERTY AND CASUALTY INSURANCE COMPANY

SCHEDULE D - PART 1B

Showing the Acquisitions, Dispositions and Non-Trading Activity
During the Current Quarter for all Bonds and Preferred Stock by NAIC Designation

| NAIC Designation | 1 Book/Adjusted Carrying Value Beginning of Current Quarter | 2 Acquisitions During Current Quarter | 3 Dispositions During Current Quarter | 4 Non-Trading Activity During Current Quarter | 5 Book/Adjusted Carrying Value End of First Quarter | 6 Book/Adjusted Carrying Value End of Second Quarter | 7 Book/Adjusted Carrying Value End of Third Quarter | 8 Book/Adjusted Carrying Value December 31 Prior Year |
|--|---|--|--|--|---|--|---|---|
| ISSUER CREDIT OBLIGATIONS (ICO) | | | | | | | | |
| 1. NAIC 1 (a) | 52,327,647 | 10,409,011 | 12,150,000 | (20,957) | 50,565,701 | | | 52,327,647 |
| 2. NAIC 2 (a) | 1,191,850 | | | (99,991) | 1,091,859 | | | 1,191,850 |
| 3. NAIC 3 (a) | | | | 96,518 | 96,518 | | | |
| 4. NAIC 4 (a) | | | | | | | | |
| 5. NAIC 5 (a) | | | | | | | | |
| 6. NAIC 6 (a) | | | | | | | | |
| 7. Total ICO | 53,519,497 | 10,409,011 | 12,150,000 | (24,430) | 51,754,078 | | | 53,519,497 |
| ASSET-BACKED SECURITIES (ABS) | | | | | | | | |
| 8. NAIC 1 | 5,352,739 | | | (2,366) | 5,350,373 | | | 5,352,739 |
| 9. NAIC 2 | | | | | | | | |
| 10. NAIC 3 | | | | | | | | |
| 11. NAIC 4 | | | | | | | | |
| 12. NAIC 5 | | | | | | | | |
| 13. NAIC 6 | | | | | | | | |
| 14. Total ABS | 5,352,739 | | | (2,366) | 5,350,373 | | | 5,352,739 |
| PREFERRED STOCK | | | | | | | | |
| 15. NAIC 1 | | | | | | | | |
| 16. NAIC 2 | | | | | | | | |
| 17. NAIC 3 | | | | | | | | |
| 18. NAIC 4 | | | | | | | | |
| 19. NAIC 5 | | | | | | | | |
| 20. NAIC 6 | | | | | | | | |
| 21. Total Preferred Stock | | | | | | | | |
| 22. Total ICO, ABS & Preferred Stock | 58,872,236 | 10,409,011 | 12,150,000 | (26,796) | 57,104,451 | | | 58,872,236 |

(a) Book/Adjusted Carrying Value column for the end of the current reporting period includes the following amount of short-term and cash equivalent bonds by NAIC designation:

NAIC 1 \$; NAIC 2 \$; NAIC 3 \$ NAIC 4 \$; NAIC 5 \$; NAIC 6 \$

S102

Schedule DA - Part 1 - Short-Term Investments

N O N E

Schedule DA - Verification - Short-Term Investments

N O N E

Schedule DB - Part A - Verification - Options, Caps, Floors, Collars, Swaps and Forwards

N O N E

Schedule DB - Part B - Verification - Futures Contracts

N O N E

Schedule DB - Part C - Section 1 - Replication (Synthetic Asset) Transactions (RSATs) Open

N O N E

Schedule DB-Part C-Section 2-Reconciliation of Replication (Synthetic Asset) Transactions Open

N O N E

Schedule DB - Verification - Book/Adjusted Carrying Value, Fair Value and Potential Exposure of
Derivatives

N O N E

SCHEDULE E - PART 2 - VERIFICATION

(Cash Equivalents)

| | 1 | 2 |
|---|--------------|---------------------------------|
| | Year To Date | Prior Year Ended December 31 |
| 1. Book/adjusted carrying value, December 31 of prior year | | |
| 2. Cost of cash equivalents acquired | | 1,177,752 |
| 3. Accrual of discount | | 2,248 |
| 4. Unrealized valuation increase/(decrease) | | |
| 5. Total gain (loss) on disposals | | |
| 6. Deduct consideration received on disposals | | 1,180,000 |
| 7. Deduct amortization of premium | | |
| 8. Total foreign exchange change in book/adjusted carrying value | | |
| 9. Deduct current year's other than temporary impairment recognized | | |
| 10. Book/adjusted carrying value at end of current period (Lines 1+2+3+4+5-6-7+8-9) | | |
| 11. Deduct total nonadmitted amounts | | |
| 12. Statement value at end of current period (Line 10 minus Line 11) | | |

Schedule A - Part 2 - Real Estate Acquired and Additions Made

NONE

Schedule A - Part 3 - Real Estate Disposed

NONE

Schedule B - Part 2 - Mortgage Loans Acquired and Additions Made

NONE

Schedule B - Part 3 - Mortgage Loans Disposed, Transferred or Repaid

NONE

Schedule BA - Part 2 - Other Long-Term Invested Assets Acquired and Additions Made

NONE

Schedule BA - Part 3 - Other Long-Term Invested Assets Disposed, Transferred or Repaid

NONE

STATEMENT AS OF MARCH 31, 2026 OF THE FARMERS DIRECT PROPERTY AND CASUALTY INSURANCE COMPANY

SCHEDULE D - PART 3

Show All Long-Term Bonds and Stocks Acquired During the Current Quarter

| 1 CUSIP Identification | 2 Description | 3 Date Acquired | 4 Name of Vendor | 5 Number of Shares of Stock | 6 Actual Cost | 7 Par Value | 8 Paid for Accrued Interest and Dividends | 9 NAIC Designation, NAIC Designation Modifier and SVO Admini- strative Symbol |
|------------------------------|--|-----------------------|---|--------------------------------------|------------------|----------------|--|---|
| 91282C-PQ-8 | US TREASURY N/B 3.875 12/31/2032 | 01/21/2026 | UNITED STATES TREASURY NOTE/BOND | | 1,048,903 | 1,060,000 | 2,496 | 1.A |
| 91282C-PR-6 | US TREASURY N/B 3.625 12/31/2030 | 01/21/2026 | BNP PARIBAS SECURITIES CORP | | 3,000,884 | 3,030,000 | 6,675 | 1.A |
| 91282C-PT-2 | US TREASURY N/B 3.5 01/15/2029 | 01/21/2026 | UNITED STATES TREASURY NOTE/BOND | | 1,204,423 | 1,210,000 | 819 | 1.A |
| 91282C-QD-6 | US TREASURY N/B 3.5 02/28/2031 | 03/16/2026 | MERRILL LYNCH PIERCE FENNER & SMITH INC | | 1,212,415 | 1,230,000 | 1,989 | 1.A |
| 91282C-QE-4 | US TREASURY N/B 3.5 03/15/2029 | 03/16/2026 | BARCLAYS CAPITAL | | 3,942,387 | 3,965,000 | 754 | 1.A |
| 0019999999 | Subtotal - issuer credit obligations - U.S. government obligations (exempt from RBC) | | | | 10,409,012 | 10,495,000 | 12,733 | XXX |
| 0489999999 | Total - issuer credit obligations (unaffiliated) | | | | 10,409,012 | 10,495,000 | 12,733 | XXX |
| 0499999999 | Total - issuer credit obligations (affiliated) | | | | | | | XXX |
| 0509999997 | Total - issuer credit obligations - Part 3 | | | | 10,409,012 | 10,495,000 | 12,733 | XXX |
| 0509999998 | Total - issuer credit obligations - Part 5 | | | | XXX | XXX | XXX | XXX |
| 0509999999 | Total - issuer credit obligations | | | | 10,409,012 | 10,495,000 | 12,733 | XXX |
| 1889999999 | Total - asset-backed securities (unaffiliated) | | | | | | | XXX |
| 1899999999 | Total - asset-backed securities (affiliated) | | | | | | | XXX |
| 1909999997 | Total - asset-backed securities - Part 3 | | | | | | | XXX |
| 1909999998 | Total - asset-backed securities - Part 5 | | | | XXX | XXX | XXX | XXX |
| 1909999999 | Total - asset-backed securities | | | | | | | XXX |
| 2009999999 | Total - issuer credit obligations and asset-backed securities | | | | 10,409,012 | 10,495,000 | 12,733 | XXX |
| 4509999997 | Total - preferred stocks - Part 3 | | | | | XXX | | XXX |
| 4509999998 | Total - preferred stocks - Part 5 | | | | XXX | XXX | XXX | XXX |
| 4509999999 | Total - preferred stocks | | | | | XXX | | XXX |
| 5989999997 | Total - common stocks - Part 3 | | | | | XXX | | XXX |
| 5989999998 | Total - common stocks - Part 5 | | | | XXX | XXX | XXX | XXX |
| 5989999999 | Total - common stocks | | | | | XXX | | XXX |
| 5999999999 | Total - preferred and common stocks | | | | | XXX | | XXX |
| 6009999999 | Totals | | | | 10,409,012 | XXX | 12,733 | XXX |

STATEMENT AS OF MARCH 31, 2026 OF THE FARMERS DIRECT PROPERTY AND CASUALTY INSURANCE COMPANY

SCHEDULE D - PART 4

Show All Long-Term Bonds and Stocks Sold, Redeemed or Otherwise Disposed of During the Current Quarter

| 1 | 2 | 3 | 4 | 5 | 6 | 7 | 8 | 9 | Change In Book/Adjusted Carrying Value | | | | | 15 | 16 | 17 | 18 | 19 | 20 | 21 | | |
|----------------------|--|---------------|-------------------|---------------------------|---------------|------------|-------------|--|---|--|--|--|--|--|--|----------------------------------|-------------------------------|---|----------------------------------|---|-----|-----|
| | | | | | | | | | 10 | 11 | 12 | 13 | 14 | | | | | | | | | |
| CUSIP Identification | Description | Disposal Date | Name of Purchaser | Number of Shares of Stock | Consideration | Par Value | Actual Cost | Prior Year Book/ Adjusted Carrying Value | Unrealized Valuation Increase/ (Decrease) | Current Year's (Amortization)/ Accretion | Other Than Temporary Impairment Recognized | Total Change in Book/ Adjusted Carrying Value (10 + 11 - 12) | Total Foreign Exchange Change in Book /Adjusted Carrying Value | Book/ Adjusted Carrying Value at Disposal Date | Foreign Exchange Gain (Loss) on Disposal | Realized Gain (Loss) on Disposal | Total Gain (Loss) on Disposal | Bond Interest/ Stock Dividends Received During Year | Stated Contractual Maturity Date | NAIC Designation, NAIC Designation Modifier and SVO Administrative Symbol | | |
| ..91282C-GE-5 | US TREASURY N/B 3.875 01/15/2026 | 01/15/2026 | MATURITY | | 4,900,000 | 4,900,000 | 4,893,301 | 4,899,777 | | 223 | | 223 | | 4,900,000 | | | | 94,938 | 01/15/2026 | 1.A | | |
| ..91282C-GR-6 | US TREASURY N/B 4.625 03/15/2026 | 03/15/2026 | MATURITY | | 7,250,000 | 7,250,000 | 7,433,799 | 7,263,411 | | (13,411) | | (13,411) | | 7,250,000 | | | | 167,656 | 03/15/2026 | 1.A | | |
| 0019999999 | Subtotal - issuer credit obligations - U.S. government obligations (exempt from RBC) | | | | 12,150,000 | 12,150,000 | 12,327,100 | 12,163,188 | | (13,188) | | (13,188) | | 12,150,000 | | | | 262,594 | | XXX | XXX | |
| 0489999999 | Total - issuer credit obligations (unaffiliated) | | | | 12,150,000 | 12,150,000 | 12,327,100 | 12,163,188 | | (13,188) | | (13,188) | | 12,150,000 | | | | 262,594 | | XXX | XXX | |
| 0499999999 | Total - issuer credit obligations (affiliated) | | | | | | | | | | | | | | | | | | | | XXX | XXX |
| 0509999997 | Total - issuer credit obligations - Part 4 | | | | 12,150,000 | 12,150,000 | 12,327,100 | 12,163,188 | | (13,188) | | (13,188) | | 12,150,000 | | | | 262,594 | | XXX | XXX | |
| 0509999998 | Total - issuer credit obligations - Part 5 | | | | XXX | XXX | XXX | XXX | XXX | XXX | XXX | XXX | XXX | XXX | XXX | XXX | XXX | XXX | XXX | | XXX | XXX |
| 0509999999 | Total - issuer credit obligations | | | | 12,150,000 | 12,150,000 | 12,327,100 | 12,163,188 | | (13,188) | | (13,188) | | 12,150,000 | | | | 262,594 | | XXX | XXX | |
| 1889999999 | Total - asset-backed securities (unaffiliated) | | | | | | | | | | | | | | | | | | | | XXX | XXX |
| 1899999999 | Total - asset-backed securities (affiliated) | | | | | | | | | | | | | | | | | | | | XXX | XXX |
| 1909999997 | Total - asset-backed securities - Part 4 | | | | | | | | | | | | | | | | | | | | XXX | XXX |
| 1909999998 | Total - asset-backed securities - Part 5 | | | | XXX | XXX | XXX | XXX | XXX | XXX | XXX | XXX | XXX | XXX | XXX | XXX | XXX | XXX | XXX | | XXX | XXX |
| 1909999999 | Total - asset-backed securities | | | | | | | | | | | | | | | | | | | | XXX | XXX |
| 2009999999 | Total - issuer credit obligations and asset-backed securities | | | | 12,150,000 | 12,150,000 | 12,327,100 | 12,163,188 | | (13,188) | | (13,188) | | 12,150,000 | | | | 262,594 | | XXX | XXX | |
| 4509999997 | Total - preferred stocks - Part 4 | | | | | | XXX | | | | | | | | | | | | | | XXX | XXX |
| 4509999998 | Total - preferred stocks - Part 5 | | | | XXX | XXX | XXX | XXX | XXX | XXX | XXX | XXX | XXX | XXX | XXX | XXX | XXX | XXX | XXX | | XXX | XXX |
| 4509999999 | Total - preferred stocks | | | | | | XXX | | | | | | | | | | | | | | XXX | XXX |
| 5989999997 | Total - common stocks - Part 4 | | | | | | XXX | | | | | | | | | | | | | | XXX | XXX |
| 5989999998 | Total - common stocks - Part 5 | | | | XXX | XXX | XXX | XXX | XXX | XXX | XXX | XXX | XXX | XXX | XXX | XXX | XXX | XXX | XXX | | XXX | XXX |
| 5989999999 | Total - common stocks | | | | | | XXX | | | | | | | | | | | | | | XXX | XXX |
| 5999999999 | Total - preferred and common stocks | | | | | | XXX | | | | | | | | | | | | | | XXX | XXX |
| 6009999999 | - Totals | | | | 12,150,000 | 12,150,000 | 12,327,100 | 12,163,188 | | (13,188) | | (13,188) | | 12,150,000 | | | | 262,594 | | XXX | XXX | |

E05

Schedule DB - Part A - Section 1 - Options, Caps, Floors, Collars, Swaps and Forwards Open

NONE

Schedule DB - Part B - Section 1 - Futures Contracts Open

NONE

Schedule DB - Part B - Section 1B - Brokers with whom cash deposits have been made

NONE

Schedule DB - Part D - Section 1 - Counterparty Exposure for Derivative Instruments Open

NONE

Schedule DB - Part D-Section 2 - Collateral for Derivative Instruments Open - Pledged By

NONE

Schedule DB - Part D-Section 2 - Collateral for Derivative Instruments Open - Pledged To

NONE

Schedule DB - Part E - Derivatives Hedging Variable Annuity Guarantees

NONE

Schedule DL - Part 1 - Reinvested Collateral Assets Owned

NONE

Schedule DL - Part 2 - Reinvested Collateral Assets Owned

NONE

Schedule E - Part 2 - Cash Equivalents - Investments Owned End of Current Quarter

N O N E