



PROPERTY AND CASUALTY COMPANIES - ASSOCIATION EDITION

# QUARTERLY STATEMENT

AS OF MARCH 31, 2026

OF THE CONDITION AND AFFAIRS OF THE

## FARMERS PROPERTY AND CASUALTY INSURANCE COMPANY

NAIC Group Code 0069 0069 NAIC Company Code 26298 Employer's ID Number 13-2725441  
(Current) (Prior)

Organized under the Laws of Rhode Island, State of Domicile or Port of Entry RI

Country of Domicile United States of America

Incorporated/Organized 08/31/1972 Commenced Business 12/08/1972

Statutory Home Office 700 Quaker Lane, Warwick, RI, US 02886-6681  
(Street and Number) (City or Town, State, Country and Zip Code)

Main Administrative Office 6301 Owensmouth Ave  
(Street and Number)

Woodland Hills, CA, US 91367-2216 818-965-0263  
(City or Town, State, Country and Zip Code) (Area Code) (Telephone Number)

Mail Address 6301 Owensmouth Ave, Woodland Hills, CA, US 91367-2216  
(Street and Number or P.O. Box) (City or Town, State, Country and Zip Code)

Primary Location of Books and Records 6301 Owensmouth Ave  
(Street and Number)

Woodland Hills, CA, US 91367-2216 818-965-0263  
(City or Town, State, Country and Zip Code) (Area Code) (Telephone Number)

Internet Website Address www.farmers.com

Statutory Statement Contact Maria Eugenia Aguilera, 818-965-0263  
(Name) (Area Code) (Telephone Number)  
mary.aguilera@bristolwest.com, 818-965-1178  
(E-mail Address) (FAX Number)

### OFFICERS

President Shannon Marian Bowes Treasurer, Vice President Huai-An Wang  
Secretary Jennifer Nicole Pryor Actuary, Vice President James Leslie Nutting

### OTHER

Seung Yong Yoo, Vice President

### DIRECTORS OR TRUSTEES

Gisselle Maria Acevedo Kenneth Wayne Bentley Shannon Marian Bowes  
Ronald Gregory Myhan Denita Annette Willoughby

State of Illinois County of Lake SS: State of California County of Los Angeles SS: State of California County of Los Angeles SS:

The officers of this reporting entity being duly sworn, each depose and say that they are the described officers of said reporting entity, and that on the reporting period stated above, all of the herein described assets were the absolute property of the said reporting entity, free and clear from any liens or claims thereon, except as herein stated, and that this statement, together with related exhibits, schedules and explanations therein contained, annexed or referred to, is a full and true statement of all the assets and liabilities and of the condition and affairs of the said reporting entity as of the reporting period stated above, and of its income and deductions therefrom for the period ended, and have been completed in accordance with the NAIC Annual Statement Instructions and Accounting Practices and Procedures manual except to the extent that: (1) state law may differ; or, (2) that state rules or regulations require differences in reporting not related to accounting practices and procedures, according to the best of their information, knowledge and belief, respectively. Furthermore, the scope of this attestation by the described officers also includes the related corresponding electronic filing with the NAIC, when required, that is an exact copy (except for formatting differences due to electronic filing) of the enclosed statement. The electronic filing may be requested by various regulators in lieu of or in addition to the enclosed statement.

Shannon Marian Bowes  
Shannon Marian Bowes  
President

Jennifer Nicole Pryor  
Jennifer Nicole Pryor  
Secretary

Huai-An Wang  
Huai-An Wang  
Vice President & Treasurer

A notary public or other officer completing this certificate verifies only the identity of the individual who signed the document, to which this certificate is attached, and not the truthfulness, accuracy, or validity of that document.

a. Is this an original filing?  Yes [ X ] No [ ]  
b. If no,  
1. State the amendment number  
2. Date filed  
3. Number of pages attached

Subscribed and sworn to before me on this 6th day of May 2026 by  
Date Month Year

Shannon Marian Bowes  
Name of Signor

Proved to me on the basis of satisfactory evidence to be the person who appeared before me.

[Signature]  
Signature of Notary Public

Subscribed and sworn to before me on this 23rd day of April 2026 by  
Date Month Year

Jennifer Nicole Pryor  
Name of Signor

Proved to me on the basis of satisfactory evidence to be the person who appeared before me.



[Signature]  
Signature of Notary Public

Subscribed and sworn to before me on this 23rd day of April 2026 by  
Date Month Year

Huai-An Wang  
Name of Signor

Proved to me on the basis of satisfactory evidence to be the person who appeared before me.

[Signature]  
Signature of Notary Public



STATEMENT AS OF MARCH 31, 2026 OF THE FARMERS PROPERTY AND CASUALTY INSURANCE COMPANY

**ASSETS**

	Current Statement Date			4 December 31 Prior Year Net Admitted Assets
	1 Assets	2 Nonadmitted Assets	3 Net Admitted Assets (Cols. 1 - 2)	
1. Bonds .....	2,492,522,203		2,492,522,203	2,487,340,463
2. Stocks:				
2.1 Preferred stocks .....	2,871,176		2,871,176	2,855,976
2.2 Common stocks .....	816,367,438	1,000	816,366,438	809,451,212
3. Mortgage loans on real estate:				
3.1 First liens .....	282,605,062		282,605,062	271,733,836
3.2 Other than first liens.....				
4. Real estate:				
4.1 Properties occupied by the company (less \$ .....0 encumbrances) .....				
4.2 Properties held for the production of income (less \$ .....0 encumbrances) .....				
4.3 Properties held for sale (less \$ .....0 encumbrances) .....				
5. Cash (\$ .....(41,923,707) ), cash equivalents (\$ ..... 30,066,721 ) and short-term investments (\$ ..... 1,679,013 ) .....	(10,177,973)		(10,177,973)	(31,388,481)
6. Contract loans (including \$ .....0 premium notes) .....				
7. Derivatives .....				
8. Other invested assets .....	22,394,126		22,394,126	22,218,751
9. Receivables for securities .....	2,054,968		2,054,968	39,387
10. Securities lending reinvested collateral assets .....				
11. Aggregate write-ins for invested assets .....				
12. Subtotals, cash and invested assets (Lines 1 to 11) .....	3,608,637,001	1,000	3,608,636,001	3,562,251,144
13. Title plants less \$ .....0 charged off (for Title insurers only) .....				
14. Investment income due and accrued .....	24,515,936	51,052	24,464,884	24,239,845
15. Premiums and considerations:				
15.1 Uncollected premiums and agents' balances in the course of collection .....	93,797,738	26,340,699	67,457,039	72,305,670
15.2 Deferred premiums, agents' balances and installments booked but deferred and not yet due (including \$ .....0 earned but unbilled premiums) .....	1,040,211,911		1,040,211,911	1,040,089,257
15.3 Accrued retrospective premiums (\$ .....0 ) and contracts subject to redetermination (\$ .....0 ) .....				
16. Reinsurance:				
16.1 Amounts recoverable from reinsurers .....	226,814,216		226,814,216	187,670,729
16.2 Funds held by or deposited with reinsured companies .....	(229,316)		(229,316)	(185,058)
16.3 Other amounts receivable under reinsurance contracts .....				
17. Amounts receivable relating to uninsured plans .....				
18.1 Current federal and foreign income tax recoverable and interest thereon ....				
18.2 Net deferred tax asset .....	9,603,176		9,603,176	10,577,791
19. Guaranty funds receivable or on deposit .....	6,834,363		6,834,363	6,824,183
20. Electronic data processing equipment and software .....				
21. Furniture and equipment, including health care delivery assets (\$ .....0 ) .....				
22. Net adjustment in assets and liabilities due to foreign exchange rates .....				
23. Receivables from parent, subsidiaries and affiliates .....				
24. Health care (\$ .....0 ) and other amounts receivable .....				
25. Aggregate write-ins for other than invested assets .....	32,914,945	1,260,035	31,654,909	27,845,308
26. Total assets excluding Separate Accounts, Segregated Accounts and Protected Cell Accounts (Lines 12 to 25) .....	5,043,099,970	27,652,787	5,015,447,183	4,931,618,871
27. From Separate Accounts, Segregated Accounts and Protected Cell Accounts .....				
28. Total (Lines 26 and 27)	5,043,099,970	27,652,787	5,015,447,183	4,931,618,871
<b>DETAILS OF WRITE-INS</b>				
1101. ....				
1102. ....				
1103. ....				
1198. Summary of remaining write-ins for Line 11 from overflow page .....				
1199. Totals (Lines 1101 through 1103 plus 1198)(Line 11 above)				
2501. Equities and deposits in pools and associations .....	25,755,262		25,755,262	26,160,447
2502. Miscellaneous accounts receivable .....	4,228,946		4,228,946	
2503. Business-owned life insurance-cash value .....	1,670,701		1,670,701	1,684,861
2598. Summary of remaining write-ins for Line 25 from overflow page .....	1,260,035	1,260,035		
2599. Totals (Lines 2501 through 2503 plus 2598)(Line 25 above)	32,914,945	1,260,035	31,654,909	27,845,308

STATEMENT AS OF MARCH 31, 2026 OF THE FARMERS PROPERTY AND CASUALTY INSURANCE COMPANY  
**LIABILITIES, SURPLUS AND OTHER FUNDS**

	1 Current Statement Date	2 December 31, Prior Year
1. Losses (current accident year \$ .....0 )	103,499,890	112,864,619
2. Reinsurance payable on paid losses and loss adjustment expenses	130,238,974	111,357,749
3. Loss adjustment expenses	27,335,151	27,713,470
4. Commissions payable, contingent commissions and other similar charges	28,740,252	31,199,810
5. Other expenses (excluding taxes, licenses and fees)	2,143,214	2,165,150
6. Taxes, licenses and fees (excluding federal and foreign income taxes)		6,255,043
7.1 Current federal and foreign income taxes (including \$ .....0 on realized capital gains (losses))	228	228
7.2 Net deferred tax liability		
8. Borrowed money \$ .....0 and interest thereon \$ .....0		
9. Unearned premiums (after deducting unearned premiums for ceded reinsurance of \$ .....1,596,202,749 and including warranty reserves of \$ .....0 and accrued accident and health experience rating refunds including \$ ..... for medical loss ratio rebate per the Public Health Service Act)		
10. Advance premium	40,149,522	29,606,284
11. Dividends declared and unpaid:		
11.1 Stockholders		
11.2 Policyholders		
12. Ceded reinsurance premiums payable (net of ceding commissions)	1,795,434,563	1,808,532,848
13. Funds held by company under reinsurance treaties		
14. Amounts withheld or retained by company for account of others	272,800	280,336
15. Remittances and items not allocated		
16. Provision for reinsurance (including \$ .....0 certified)		
17. Net adjustments in assets and liabilities due to foreign exchange rates		
18. Drafts outstanding		
19. Payable to parent, subsidiaries and affiliates	220,614,310	177,775,253
20. Derivatives		
21. Payable for securities	10,418,319	740,540
22. Payable for securities lending		
23. Liability for amounts held under uninsured plans		
24. Capital notes \$ .....0 and interest thereon \$ .....0		
25. Aggregate write-ins for liabilities	35,894,189	44,108,323
26. Total liabilities excluding protected cell liabilities (Lines 1 through 25)	2,394,741,411	2,352,599,653
27. Protected cell liabilities		
28. Total liabilities (Lines 26 and 27)	2,394,741,411	2,352,599,653
29. Aggregate write-ins for special surplus funds		
30. Common capital stock	4,200,000	4,200,000
31. Preferred capital stock		
32. Aggregate write-ins for other than special surplus funds		
33. Surplus notes		
34. Gross paid in and contributed surplus	1,099,902,428	1,099,902,428
35. Unassigned funds (surplus)	1,516,603,344	1,474,916,790
36. Less treasury stock, at cost:		
36.1 .....0 shares common (value included in Line 30 \$ .....0 )		
36.2 .....0 shares preferred (value included in Line 31 \$ .....0 )		
37. Surplus as regards policyholders (Lines 29 to 35, less 36)	2,620,705,772	2,579,019,218
38. Totals (Page 2, Line 28, Col. 3)	5,015,447,183	4,931,618,871
<b>DETAILS OF WRITE-INS</b>		
2501. Uncashed drafts and checks pending escheatment	33,355,765	32,367,946
2502. Miscellaneous	1,571,607	1,568,130
2503. Deferred agent/DM compensation liability	893,632	956,539
2598. Summary of remaining write-ins for Line 25 from overflow page	73,184	9,215,708
2599. Totals (Lines 2501 through 2503 plus 2598)(Line 25 above)	35,894,189	44,108,323
2901. ....		
2902. ....		
2903. ....		
2998. Summary of remaining write-ins for Line 29 from overflow page		
2999. Totals (Lines 2901 through 2903 plus 2998)(Line 29 above)		
3201. ....		
3202. ....		
3203. ....		
3298. Summary of remaining write-ins for Line 32 from overflow page		
3299. Totals (Lines 3201 through 3203 plus 3298)(Line 32 above)		

**STATEMENT OF INCOME**

	1 Current Year to Date	2 Prior Year to Date	3 Prior Year Ended December 31
<b>UNDERWRITING INCOME</b>			
1. Premiums earned:			
1.1 Direct (written \$ .....311,408,884 )	343,919,860	356,869,369	1,423,637,658
1.2 Assumed (written \$ .....517,119,019 )	532,842,111	548,372,170	2,177,040,799
1.3 Ceded (written \$ .....828,527,903 )	876,761,971	905,241,539	3,600,678,458
1.4 Net (written \$ ..... )			
<b>DEDUCTIONS:</b>			
2. Losses incurred (current accident year \$ ..... ):			
2.1 Direct	179,535,851	193,852,701	645,631,733
2.2 Assumed	288,834,874	325,992,841	1,087,421,875
2.3 Ceded	470,005,447	521,774,524	1,720,673,805
2.4 Net	(1,634,722)	(1,928,982)	12,379,804
3. Loss adjustment expenses incurred	544,131	1,095,462	(1,403,700)
4. Other underwriting expenses incurred			
5. Aggregate write-ins for underwriting deductions			
6. Total underwriting deductions (Lines 2 through 5)	(1,090,592)	(833,520)	10,976,104
7. Net income of protected cells			
8. Net underwriting gain (loss) (Line 1 minus Line 6 + Line 7)	1,090,592	833,520	(10,976,104)
<b>INVESTMENT INCOME</b>			
9. Net investment income earned	29,005,165	26,934,408	110,247,066
10. Net realized capital gains (losses) less capital gains tax of \$ .....(480,621)	690,738	798,129	(2,631,681)
11. Net investment gain (loss) (Lines 9 + 10)	29,695,904	27,732,537	107,615,385
<b>OTHER INCOME</b>			
12. Net gain or (loss) from agents' or premium balances charged off (amount recovered \$ .....0 amount charged off \$ .....0 )			
13. Finance and service charges not included in premiums			
14. Aggregate write-ins for miscellaneous income	(77,065)	1,698	1,404,329
15. Total other income (Lines 12 through 14)	(77,065)	1,698	1,404,329
16. Net income before dividends to policyholders, after capital gains tax and before all other federal and foreign income taxes (Lines 8 + 11 + 15)	30,709,430	28,567,755	98,043,610
17. Dividends to policyholders			
18. Net income, after dividends to policyholders, after capital gains tax and before all other federal and foreign income taxes (Line 16 minus Line 17)	30,709,430	28,567,755	98,043,610
19. Federal and foreign income taxes incurred	5,670,864	4,769,079	15,538,643
20. Net income (Line 18 minus Line 19)(to Line 22)	25,038,566	23,798,677	82,504,967
<b>CAPITAL AND SURPLUS ACCOUNT</b>			
21. Surplus as regards policyholders, December 31 prior year	2,579,019,218	2,481,117,439	2,481,117,439
22. Net income (from Line 20)	25,038,566	23,798,677	82,504,967
23. Net transfers (to) from Protected Cell accounts			
24. Change in net unrealized capital gains (losses) less capital gains tax of \$ .....12,550	7,130,461	6,097,420	25,183,397
25. Change in net unrealized foreign exchange capital gain (loss)			
26. Change in net deferred income tax	(962,065)	(1,743,001)	(3,227,951)
27. Change in nonadmitted assets	10,479,592	2,711,091	(6,558,634)
28. Change in provision for reinsurance			
29. Change in surplus notes			
30. Surplus (contributed to) withdrawn from protected cells			
31. Cumulative effect of changes in accounting principles			
32. Capital changes:			
32.1 Paid in			
32.2 Transferred from surplus (stock dividend)			
32.3 Transferred to surplus			
33. Surplus adjustments:			
33.1 Paid in			
33.2 Transferred to capital (stock dividend)			
33.3 Transferred from capital			
34. Net remittances from or (to) home office			
35. Dividends to stockholders			
36. Change in treasury stock			
37. Aggregate write-ins for gains and losses in surplus			
38. Change in surplus as regards policyholders (Lines 22 through 37)	41,686,554	30,864,187	97,901,778
39. Surplus as regards policyholders, as of statement date (Lines 21 plus 38)	2,620,705,772	2,511,981,627	2,579,019,218
<b>DETAILS OF WRITE-INS</b>			
0501. ....			
0502. ....			
0503. ....			
0598. Summary of remaining write-ins for Line 5 from overflow page			
0599. Totals (Lines 0501 through 0503 plus 0598)(Line 5 above)			
1401. Miscellaneous Income/(expense)	(72,122)	5,823	1,421,790
1402. Premiums for business-owned life insurance	(4,943)	(4,125)	(17,461)
1403. ....			
1498. Summary of remaining write-ins for Line 14 from overflow page			
1499. Totals (Lines 1401 through 1403 plus 1498)(Line 14 above)	(77,065)	1,698	1,404,329
3701. ....			
3702. ....			
3703. ....			
3798. Summary of remaining write-ins for Line 37 from overflow page			
3799. Totals (Lines 3701 through 3703 plus 3798)(Line 37 above)			

STATEMENT AS OF MARCH 31, 2026 OF THE FARMERS PROPERTY AND CASUALTY INSURANCE COMPANY

**CASH FLOW**

	1 Current Year To Date	2 Prior Year To Date	3 Prior Year Ended December 31
<b>Cash from Operations</b>			
1. Premiums collected net of reinsurance .....	12,702,798	(11,604,069)	1,698,935
2. Net investment income .....	28,618,494	27,587,079	109,625,749
3. Miscellaneous income .....	(77,065)	(390,752)	1,404,329
4. Total (Lines 1 to 3) .....	41,244,227	15,592,258	112,729,014
5. Benefit and loss related payments .....	27,992,269	35,092,679	58,047,155
6. Net transfers to Separate Accounts, Segregated Accounts and Protected Cell Accounts .....			
7. Commissions, expenses paid and aggregate write-ins for deductions .....	9,669,167	8,488,542	11,445,375
8. Dividends paid to policyholders .....			
9. Federal and foreign income taxes paid (recovered) net of \$ ..... (480,621) tax on capital gains (losses) .....	5,190,243	4,562,928	14,697,588
10. Total (Lines 5 through 9) .....	42,851,679	48,144,149	84,190,118
11. Net cash from operations (Line 4 minus Line 10) .....	(1,607,452)	(32,551,891)	28,538,895
<b>Cash from Investments</b>			
12. Proceeds from investments sold, matured or repaid:			
12.1 Bonds .....	119,199,705	142,627,954	510,631,117
12.2 Stocks .....			1,697,999
12.3 Mortgage loans .....	9,022,272	3,589,720	30,120,661
12.4 Real estate .....			
12.5 Other invested assets .....			
12.6 Net gains or (losses) on cash, cash equivalents and short-term investments .....			193
12.7 Miscellaneous proceeds .....	9,677,780	484,330	
12.8 Total investment proceeds (Lines 12.1 to 12.7) .....	137,899,757	146,702,004	542,449,970
13. Cost of investments acquired (long-term only):			
13.1 Bonds .....	124,987,941	58,713,073	488,351,869
13.2 Stocks .....			
13.3 Mortgage loans .....	18,889,206		8,600,892
13.4 Real estate .....			
13.5 Other invested assets .....			
13.6 Miscellaneous applications .....	2,015,581		798,847
13.7 Total investments acquired (Lines 13.1 to 13.6) .....	145,892,728	58,713,073	497,751,608
14. Net increase/(decrease) in contract loans and premium notes .....			
15. Net cash from investments (Line 12.8 minus Line 13.7 and Line 14) .....	(7,992,972)	87,988,931	44,698,362
<b>Cash from Financing and Miscellaneous Sources</b>			
16. Cash provided (applied):			
16.1 Surplus notes, capital notes .....			
16.2 Capital and paid in surplus, less treasury stock .....			
16.3 Borrowed funds .....			
16.4 Net deposits on deposit-type contracts and other insurance liabilities .....			
16.5 Dividends to stockholders .....			
16.6 Other cash provided (applied) .....	30,810,932	(66,722,459)	(72,184,179)
17. Net cash from financing and miscellaneous sources (Line 16.1 through Line 16.4 minus Line 16.5 plus Line 16.6) .....	30,810,932	(66,722,459)	(72,184,179)
<b>RECONCILIATION OF CASH, CASH EQUIVALENTS AND SHORT-TERM INVESTMENTS</b>			
18. Net change in cash, cash equivalents and short-term investments (Line 11, plus Lines 15 and 17) .....	21,210,508	(11,285,418)	1,053,079
19. Cash, cash equivalents and short-term investments:			
19.1 Beginning of year .....	(31,388,481)	(32,441,560)	(32,441,560)
19.2 End of period (Line 18 plus Line 19.1) .....	(10,177,973)	(43,726,978)	(31,388,481)

Note: Supplemental disclosures of cash flow information for non-cash transactions:

--	--	--	--

## NOTES TO FINANCIAL STATEMENTS

### 1. SUMMARY OF SIGNIFICANT ACCOUNTING POLICIES AND GOING CONCERN

#### A. Accounting Practices

The financial statements of Farmers Property and Casualty Insurance Company (“the Company”) are presented on the basis of accounting practices prescribed or permitted by the Insurance Department of the State of Rhode Island (“DOI”).

The Company recognizes only statutory accounting practices prescribed or permitted by the State of Rhode Island (the “State”) for determining and reporting the financial condition and results of operations of an insurance company, and for determining its solvency under the Rhode Island Insurance Law. The National Association of Insurance Commissioners (“NAIC”) Accounting Practices and Procedures Manual (the “Codification”), version effective January 1, 2001 and subsequently amended (“NAIC SAP”) has been adopted as a component of prescribed or permitted practices by the State. The Commissioner of Insurance has the right to permit other specific practices that deviate from prescribed practices. The Company did not utilize any permitted practices during the years presented.

A reconciliation of the Company’s net income and surplus between NAIC SAP and practices prescribed by the State of Rhode Island for year-to-date March 31, 2026, and the year ended December 31, 2025 is shown below:

		SSAP #	F/S Page	F/S Line #	2026	2025
<u>NET INCOME</u>						
1)	Rhode Island basis (Page 4, Line 20, Columns 1 & 3)	XXX	XXX	XXX	\$ 25,038,566	\$ 82,504,967
2)	State Prescribed Practices that are an increase/(decrease) from NAIC SAP:				—	—
3)	State Permitted Practices that are an increase/(decrease) from NAIC SAP:				—	—
4)	NAIC SAP (1-2-3=4)	XXX	XXX	XXX	\$ 25,038,566	\$ 82,504,967
<u>SURPLUS</u>						
5)	Rhode Island basis (Page 3, Line 37, Columns 1 & 2)	XXX	XXX	XXX	\$ 2,620,705,772	\$ 2,579,019,218
6)	State Prescribed Practices that are an increase/(decrease) from NAIC SAP:				—	—
7)	State Permitted Practices that are an increase/(decrease) from NAIC SAP:				—	—
8)	NAIC SAP (5-6-7=8)	XXX	XXX	XXX	\$ 2,620,705,772	\$ 2,579,019,218

#### B. Use of Estimates in the Preparation of the Financial Statements

No significant changes to disclose since the most recently filed annual statement.

#### C. Accounting Policy

- (1) No significant changes to disclose since the most recently filed annual statement.
- (2) Issuer Credit Obligations are generally carried at amortized cost or the lower of amortized cost or fair value depending on their NAIC designation. Bond premium or discount is amortized using the effective interest method.
- (3) No significant changes to disclose since the most recently filed annual statement.
- (4) No significant changes to disclose since the most recently filed annual statement.
- (5) Mortgage loans on real estate are principally stated at amortized cost, net of valuation allowances.
- (6) Asset-backed securities are stated at either amortized cost or the lower of amortized cost or market value. Premiums and discounts on asset-backed securities are amortized using the prospective method.

Asset-backed securities with evidence of deterioration of credit quality for which it is probable that the Company

## NOTES TO FINANCIAL STATEMENTS

will be unable to collect all contractually required payments receivable, are written down to the present value of expected cash flows to be received.

- (7) No significant changes to disclose since the most recently filed annual statement.
- (8) The Company has investments in joint ventures and partnerships which are reported based upon the Company's underlying equity of the investee with changes in value being recorded as a component of unrealized gains or losses in unassigned surplus. Equity amounts are derived from net asset value (NAV) of the investee's U.S. GAAP audited financial statements with invested assets carried at fair value basis. Equity Interest in joint ventures and partnerships not audited by external auditors are non-admitted. Fair values are calculated by the general partners using a number of methodologies, which include, but are not limited to, public comparable earnings before interest, taxes, depreciation, and amortization multiples, revenue multiples, discounted cash flow analyses, and transaction comparables. The general partners also take into consideration the financial condition and operating results of the investment, the nature of the investment, market information, and other factors deemed appropriate.
- (9) The Company has no investments in derivatives.
- (10) No significant changes to disclose since the most recently filed annual statement.
- (11) No significant changes to disclose since the most recently filed annual statement.
- (12) No significant changes to disclose since the most recently filed annual statement.
- (13) No significant changes to disclose since the most recently filed annual statement.

### D. Going Concern

Management has evaluated the reporting entity's ability to continue as a going concern and is satisfied that it has adequate resources to enable it to continue in business for the foreseeable future.

## 2. ACCOUNTING CHANGES AND CORRECTION OF ERRORS

On December 9, 2025, the NAIC adopted revised guidance related to SSAP No. 37 — Mortgage Loans, effective January 1, 2027, with early adoption permitted. The revised guidance calls for residential mortgage loans acquired through a qualifying investment in a statutory trust to be treated as directly owned and reported on Schedule B – Mortgage Loans. Additional revisions were made to SSAP No. 2 — Cash, Cash Equivalents, Drafts, and Short-Term Investments and SSAP No. 40 — Real Estate Investments that establish guidance for the reporting of cash and cash equivalents and foreclosed real estate held within a qualifying statutory trust. The adoption of these revisions is not expected to have a material impact on the Company's statutory financial statements.

## 3. BUSINESS COMBINATIONS AND GOODWILL

### A. Statutory Purchase Method

Not applicable.

### B. Statutory Merger

Not applicable.

### C. Impairment Loss

Not applicable.

### D. Subcomponents and Calculation of Adjusted Surplus and Total Admitted Goodwill

No significant changes to disclose since the most recently filed annual statement.

## 4. DISCONTINUED OPERATIONS

Not applicable.

## 5. INVESTMENTS

## NOTES TO FINANCIAL STATEMENTS

### A. Mortgage Loans, including Mezzanine Real Estate Loans

- (1) The maximum and minimum interest rates for mortgage loans acquired during 2026 were:

	<u>Maximum</u>	<u>Minimum</u>
Agriculture Loans	—%	—%
Commercial Loans	5.29%	3.90%

- (2) The maximum percentage of any one loan to the value of security at the origination date of a new loan is 65%.
- (3) There were no taxes, assessments, or amounts advanced and not included in the mortgage loan investment.
- (4) Age Analysis of Mortgage Loans and Identification of Mortgage Loans in Which the Insurer is a Participant or Co-lender in a Mortgage Loan Agreement:

	Farm	Residential		Commercial		Mezzanine	Total
		Insured	All Other	Insured	All Other		
<b>a Current Year</b>							
1. Recorded Investment							
(a) Current	\$135,025,697	\$—	\$—	\$—	\$151,356,322	\$—	\$286,382,019
(b) 30-59 Days Past Due	\$—	\$—	\$—	\$—	\$—	\$—	\$—
(c) 60-89 Days Past Due	\$—	\$—	\$—	\$—	\$—	\$—	\$—
(d) 90-179 Days Past Due	\$—	\$—	\$—	\$—	\$—	\$—	\$—
(e) 180+ Days Past Due	\$—	\$—	\$—	\$—	\$—	\$—	\$—
2. Accruing Interest 90-179 Days Past Due							
(a) Recorded Investment	\$—	\$—	\$—	\$—	\$—	\$—	\$—
(b) Interest Accrued	\$—	\$—	\$—	\$—	\$—	\$—	\$—
3. Accruing Interest 180+ Days Past Due							
(a) Recorded Investment	\$—	\$—	\$—	\$—	\$—	\$—	\$—
(b) Interest Accrued	\$—	\$—	\$—	\$—	\$—	\$—	\$—
4. Interest Reduced							
(a) Recorded Investment	\$5,365,830	\$—	\$—	\$—	\$—	\$—	\$5,365,830
(b) Number of Loans	5	0	0	0	0	0	5
(c) Percent Reduced	1.4%	—%	—%	—%	—%	—%	1.4%
5. Participant or Co-lender in a Mortgage Loan Agreement							
(a) Recorded Investment	\$135,025,697	\$—	\$—	\$—	\$151,356,322	\$—	\$286,382,019
<b>b Prior Year</b>							
1. Recorded Investment							
(a) Current	\$137,157,168	\$—	\$—	\$—	\$132,483,421	\$—	\$269,640,589
(b) 30-59 Days Past Due	\$—	\$—	\$—	\$—	\$—	\$—	\$—
(c) 60-89 Days Past Due	\$—	\$—	\$—	\$—	\$—	\$—	\$—
(d) 90-179 Days Past Due	\$—	\$—	\$—	\$—	\$5,866,932	\$—	\$5,866,932
(e) 180+ Days Past Due	\$—	\$—	\$—	\$—	\$—	\$—	\$—
2. Accruing Interest 90-179 Days Past Due							
(a) Recorded Investment	\$—	\$—	\$—	\$—	\$—	\$—	\$—
(b) Interest Accrued	\$—	\$—	\$—	\$—	\$—	\$—	\$—
3. Accruing Interest 180+ Days Past Due							
(a) Recorded Investment	\$—	\$—	\$—	\$—	\$—	\$—	\$—
(b) Interest Accrued	\$—	\$—	\$—	\$—	\$—	\$—	\$—
4. Interest Reduced							
(a) Recorded Investment	\$5,415,547	\$—	\$—	\$—	\$—	\$—	\$5,415,547
(b) Number of Loans	5	0	0	0	0	0	5
(c) Percent Reduced	1.4%	—%	—%	—%	—%	—%	1.4%

## NOTES TO FINANCIAL STATEMENTS

	Farm	Residential		Commercial		Mezzanine	Total
		Insured	All Other	Insured	All Other		
5. Participant or Co-lender in a Mortgage Loan Agreement							
(a) Recorded Investment	\$137,157,168	\$—	\$—	\$—	\$138,350,353	\$—	\$275,507,521

- (5) Investment in Impaired Loans With or Without Allowance for Credit Losses and Impaired Loans Subject to a Participant or Co-lender Mortgage Loan Agreement for which the Reporting Entity is Restricted from Unilaterally Foreclosing on the Mortgage Loan Agreement:

	Farm	Residential		Commercial		Mezzanine	Total
		Insured	All Other	Insured	All Other		
a. Current Year							
1. With Allowance for Credit Losses					\$10,820,662		\$10,820,662
2. No Allowance for Credit Losses							\$—
3. Total (1+2)					\$10,820,662		\$10,820,662
4. Subject to a participant or co-lender mortgage loan agreement for which the reporting entity is restricted from unilaterally foreclosing on the mortgage loan					\$10,820,662		\$10,820,662
b. Prior Year							
1. With Allowance for Credit Losses					\$20,320,662		\$20,320,662
2. No Allowance for Credit Losses							\$—
3. Total (1+2)					\$20,320,662		\$20,320,662
4. Subject to a participant or co-lender mortgage loan agreement for which the reporting entity is restricted from unilaterally foreclosing on the mortgage loan					\$20,320,662		\$20,320,662

- (6) Investment in Impaired Loans – Average Recorded Investment, Interest Income Recognized, Recorded Investment on Nonaccrual Status and Amount of Interest Income Recognized Using a Cash-Basis Method of Accounting:

	Farm	Residential		Commercial		Mezzanine	Total
		Insured	All Other	Insured	All Other		
a. Current Year							
1. Average Recorded Investment					\$7,600,000		\$7,600,000
2. Interests Income Recognized					\$155,048		\$155,048
3. Recorded Investments on Nonaccrual Status					\$—		\$—
4. Amount of Interest Income Recognized Using a Cash-basis Method of Accounting							\$—
b. Prior Year							
1. Average Recorded Investment					\$13,828,265		\$13,828,265
2. Interests Income Recognized					\$518,770		\$518,770
3. Recorded Investments on Nonaccrual Status					\$20,320,662		\$20,320,662
4. Amount of Interest Income Recognized Using a Cash-basis Method of Accounting							\$—

- (7) Allowance for Credit Losses:

	Current Year	Prior Year
a) Balance at beginning of period	\$3,773,686	\$1,300,753
b) Additions charged to operations	\$3,271	\$5,206,893
c) Direct write-downs charged against the allowances	\$—	\$(2,733,960)
d) Recoveries of amounts previously charged off	\$—	\$—
e) Balance at end of period	\$3,776,957	\$3,773,686

- (8) Mortgage Loans Derecognized as a Result of Foreclosure

None.

## NOTES TO FINANCIAL STATEMENTS

(9) The Company recognizes interest income on its impaired mortgage loans upon receipt.

### **B. Debt Restructuring**

Not applicable.

### **C. Reverse Mortgages**

Not applicable.

### **D. Asset-Backed Securities**

(1) Prepayment assumptions were obtained from an external securities information service and are consistent with the current interest rate and economic environment.

(2) Not applicable.

(3) None.

(4) All impaired securities (fair value is less than cost or amortized cost) for which an other-than-temporary impairment has not been recognized in earnings as a realized loss (including securities with a recognized other-than-temporary impairment for non-interest related declines when a non-recognized interest related impairment remains):

a. The aggregate amount of unrealized losses:

1. Less than 12 Months	\$	(728,347)
2. 12 Months or Longer	\$	(34,775,480)

b. The aggregate related fair value of securities with unrealized losses:

1. Less than 12 Months	\$	109,596,080
2. 12 Months or Longer	\$	228,515,294

(5) All asset-backed securities were reviewed to determine if there were any indications of potential other-than-temporary impairment. If any indication of other-than-temporary impairment existed, then a cash flow and credit support analysis were performed. If it was determined that the company was to receive less than 100% contractual cash flows, an other-than-temporary impairment was measured and taken in accordance with SSAP 43R.

### **E. Dollar Repurchase Agreements and/or Securities Lending Transactions**

(1) Not applicable.

(2-7) Not applicable.

### **F. Repurchase Agreements Transactions Accounted for as Secured Borrowing**

(1-11) Not applicable.

### **G. Reverse Repurchase Agreements Transactions Accounted for as Secured Borrowing**

(1-10) Not applicable.

### **H. Repurchase Agreements Transactions Accounted for as a Sale**

(1-9) Not applicable.

### **I. Reverse Repurchase Agreements Transactions Accounted for as a Sale**

(1-8) Not applicable.

### **J. Real Estate**

(1-5) Not applicable.

### **K. Investments in Tax Credit Structures (Tax Credit Investments)**

(1-7) Not applicable.

## NOTES TO FINANCIAL STATEMENTS

### L. Restricted Assets

(1) Restricted Assets (Including Pledged)

Restricted Asset Category		Gross (Admitted & Nonadmitted) Restricted						
		Current Year					6	7
		1	2	3	4	5		
		Total General Account (G/A)	G/A Supporting Protected Cell Account Activity (a)	Total Protected Cell Account Restricted Assets	Protected Cell Account Assets Supporting G/A Activity (b)	Total (1 plus 3)	Total From Prior Year	Increase/ (Decrease) (5 minus 6)
a.	Subject to contractual obligation for which liability is not shown							
b.	Collateral held under security lending agreements							
c.	Subject to repurchase agreements	—	—	—	—	—	—	—
d.	Subject to reverse repurchase agreements	—	—	—	—	—	—	—
e.	Subject to dollar repurchase agreements	—	—	—	—	—	—	—
f.	Subject to dollar reverse repurchase agreements	—	—	—	—	—	—	—
g.	Placed under option contracts	—	—	—	—	—	—	—
h.	Letter stock or securities restricted as to sale excluding FHLB capital stock	—	—	—	—	—	—	—
i.	FHLB capital stock	2,699,700	—	—	—	2,699,700	2,699,700	—
j.	On deposit with states	4,407,375	—	—	—	4,407,375	4,407,518	(143)
k.	On deposit with other regulatory bodies	—	—	—	—	—	—	—
l.	Pledged as collateral to FHLB (including assets backing funding agreements)	—	—	—	—	—	—	—
m.	Pledged as collateral not captured in other categories	—	—	—	—	—	—	—
n.	Other restricted assets	—	—	—	—	—	—	—
o.	Collateral assets received and on balance sheet							
p.	Assets held under modco reinsurance agreements							
q.	Assets held under funds withheld reinsurance agreements							
r.	Total restricted assets (Sum of a through q)	7,107,075	—	—	—	7,107,075	7,107,218	(143)

(a) Subset of Column 1

(b) Subset of Column 3

## NOTES TO FINANCIAL STATEMENTS

		Current Year						
				Percentage				
		8	9	10	11	12	13	14
Restricted Asset Category		Total Nonadmitted Restricted	Total Admitted Restricted (5 minus 8)	Gross (Admitted & Nonadmitted) Restricted to Total Asset (c)	Admitted Restricted to Total Admitted Assets (d)	Amount Reported in General Interrogatories	Difference from Note and GI	GI Ref
a.	Subject to contractual obligation for which liability is not shown					XXX	XXX	XXX
b.	Collateral held under security lending agreements							25.04+25.05
c.	Subject to repurchase agreements	—	—			—	—	26.21
d.	Subject to reverse repurchase agreements	—	—			—	—	26.22
e.	Subject to dollar repurchase agreements	—	—			—	—	26.23
f.	Subject to dollar reverse repurchase agreements	—	—			—	—	26.24
g.	Placed under option contracts	—	—			—	—	26.25
h.	Letter stock or securities restricted as to sale excluding FHLB capital stock	—	—			—	—	26.26
i.	FHLB capital stock	—	2,699,700	0.05 %	0.05 %	2,699,700	—	26.27
j.	On deposit with states	—	4,407,375	0.09 %	0.09 %	4,407,375	—	26.28
k.	On deposit with other regulatory bodies	—	—			—	—	26.29
l.	Pledged as collateral to FHLB (including assets backing funding agreements)	—	—			—	—	26.31
m.	Pledged as collateral not captured in other categories	—	—			—	—	26.30
n.	Other restricted assets	—	—			—	—	26.32
o.	Collateral assets received and on balance sheet							XXX
p.	Assets held under modco reinsurance agreements							XXX
q.	Assets held under funds withheld reinsurance agreements							XXX
r.	Total restricted assets (Sum of a through q)	—	7,107,075	0.14 %	0.14 %	7,107,075	—	XXX

(c) Column 5 divided by Asset Page, Column 1, Line 28

(d) Column 9 divided by Asset Page, Column 3, Line 28

(2) Details of Assets Pledged as Collateral Not Captured in Other Categories

None.

(3) Detail of Other Restricted Assets

None.

(4) Collateral Received and Reflected as Assets Within the Reporting Entity's Financial Statements

None.

(5) Not applicable.

**M. Working Capital Finance Investments**

Not applicable.

**N. Offsetting and Netting of Assets and Liabilities**

## NOTES TO FINANCIAL STATEMENTS

Not applicable.

**O. 5GI Securities**

None.

**P. Short Sales**

Not applicable.

**Q. Prepayment Penalty and Acceleration fees**

	General Account	Separate Account
1 Number of CUSIPs	4	
2 Aggregate Amount of Investment Income	\$353,040	

**R. Reporting Entity's Share of Cash Pool by Asset Type**

Not applicable.

**S. Aggregate Collateral Loans by Qualifying Investment Collateral**

None.

**6. JOINT VENTURES, PARTNERSHIPS AND LIMITED LIABILITY COMPANIES**

Not applicable.

**7. INVESTMENT INCOME**

A. Due and accrued income was excluded from surplus on the following basis:

Investment income due and accrued with amounts over 90 days past due is non-admitted.

B. The total amount of investment income due and accrued excluded from surplus was \$51,052 at March 31, 2026.

C. The gross, non-admitted and admitted amounts of interest due and accrued.

Interest Income Due and Accrued	<u>Amount</u>
1 Gross	\$ 24,515,936
2 Non - Admitted	\$ 51,052
3 Admitted	\$ 24,464,884

D. The aggregate deferred interest.

	Amount
Aggregate Deferred Interest	\$ —

E. The cumulative amounts of paid-in-kind (PIK) interest included in the current principal balance.

	Amount
Cumulative amounts of PIK interest included in the current principal balance	\$ —

**8. DERIVATIVE INSTRUMENTS**

**A. Derivatives under SSAP No. 86—Derivatives**

Not applicable.

**B. Derivatives under SSAP No. 108—Derivative Hedging Variable Annuity Guarantees**

## NOTES TO FINANCIAL STATEMENTS

Not applicable.

### 9. INCOME TAXES

#### A. Deferred Tax Asset/(Liability)

No significant changes to disclose since the most recently filed annual statement.

#### B. Deferred Tax Liabilities Not Recognized

No significant changes to disclose since the most recently filed annual statement.

#### C. Current and Deferred Income Taxes

No significant changes to disclose since the most recently filed annual statement.

#### D. Reconciliation of Federal Income Tax Rate to Actual Effective Rate

No significant changes to disclose since the most recently filed annual statement.

#### E. Operating Loss and Tax Credit Carry forwards and Protective Tax Deposits

No significant changes to disclose since the most recently filed annual statement.

#### F. Consolidated Federal Income Tax Return

No significant changes to disclose since the most recently filed annual statement.

#### G. Federal or Foreign Federal Income Tax Loss Contingencies

No significant changes to disclose since the most recently filed annual statement.

#### H. Repatriation Transition Tax (RTT)

Not applicable.

#### I. Alternative Minimum Tax (AMT) Credit

Not applicable.

#### Other

The corporate alternative minimum tax (CAMT) applies to companies with average annual book income exceeding \$1 billion and assesses a 15% tax on financial statement income (adjusted for certain items) based on the applicable financial statement to the extent that amount exceeds the regular corporate tax. The Company is an applicable reporting entity in the current period. The Company is included in a federal consolidated tax return and has determined that it does not expect to be liable for CAMT.

### 10. INFORMATION CONCERNING PARENT, SUBSIDIARIES, AFFILIATES, AND OTHER RELATED PARTIES

#### A. Nature of Relationships

No significant changes to disclose since the most recently filed annual statement.

#### B. Significant Transactions and Changes in Terms of Intercompany Arrangements

No significant changes to disclose since the most recently filed annual statement.

#### C. Transactions with related parties who are not reported on Schedule Y

No significant changes to disclose since the most recently filed annual statement.

#### D. Amounts Due to or from Related Parties

No significant changes to disclose since the most recently filed annual statement.

## NOTES TO FINANCIAL STATEMENTS

### **E. Management, Service Contracts, Cost Sharing Arrangements**

No significant changes to disclose since the most recently filed annual statement.

### **F. Guarantees or Undertakings for Related Parties**

No significant changes to disclose since the most recently filed annual statement.

### **G. Nature of Relationships that Could Affect Operations**

No significant changes to disclose since the most recently filed annual statement.

### **H. Amount Deducted for Investment in Upstream Company**

No significant changes to disclose since the most recently filed annual statement.

### **I. Detail of Investments in Affiliates Greater than 10% of Admitted Assets**

No significant changes to disclose since the most recently filed annual statement.

### **J. Write downs for Impairment of Investments in Affiliates**

No significant changes to disclose since the most recently filed annual statement.

### **K. Foreign Insurance Subsidiary Valued Using CARVM**

No significant changes to disclose since the most recently filed annual statement.

### **L. Downstream Holding Company Valued Using Look-Through Method**

No significant changes to disclose since the most recently filed annual statement.

### **M. All SCA Investments**

Not applicable.

### **N. Investment in Insurance SCAs**

Not applicable.

### **O. SCA or SSAP 48 Entity Loss Tracking**

Not applicable.

## **11. DEBT**

### **A. Debt**

Not Applicable.

### **B. FHLB (Federal Home Loan Bank) Agreements**

- (1) The Company is a member of the Federal Home Loan Bank (FHLB) of Boston. Through its membership, the Company has conducted business activity (borrowings) with the FHLB. It is part of the Company's strategy to utilize these funds as total financing availability. The Company has determined the actual/estimated maximum borrowing capacity as calculated this amount in accordance with the FHLB of \$2,006,178,873. The Company calculated this amount in accordance with the FHLB of Boston's total financing availability

## NOTES TO FINANCIAL STATEMENTS

## (2) FHLB Capital Stock

## a. Aggregate Totals

	1 Total 2+3	2 General Account	3 Protected Cell Accounts
1 Current Year			
(a) Membership Stock - Class A			
(b) Membership Stock - Class B	\$ 2,699,700	\$ 2,699,700	
(c) Activity Stock			
(d) Excess Stock			
(e) Aggregate Total (a+b+c+d)	\$ 2,699,700	\$ 2,699,700	
(f) Actual or Estimated Borrowing Capacity as Determined by the Insurer	\$ 2,006,178,873	XXX	XXX
2 Prior Year-end			
(a) Membership Stock - Class A			
(b) Membership Stock - Class B	\$ 2,699,700	\$ 2,699,700	
(c) Activity Stock			
(d) Excess Stock			
(e) Aggregate Total (a+b+c+d)	\$ 2,699,700	\$ 2,699,700	
(f) Actual or Estimated Borrowing Capacity as Determined by the Insurer	\$ 1,972,647,548	XXX	XXX

## b. Membership Stock (Class A and B) Eligible and Not Eligible for Redemption

	1	2	Eligible for Redemption			
	Current Year Total (2+3+4+5+6)	Not Eligible for Redemption	3 Less Than 6 Months	4 6 Months to Less than 1 Year	5 1 to Less than 3 Years	6 3 to 5 Years
Membership Stock						
1. Class A						
2. Class B	\$ 2,699,700	\$ 2,699,700				

## (3) Collateral Pledged to FHLB

a. Amount pledged as of Reporting Date None.

b. Maximum Amount Pledged During Reporting Period None.

## (4) Borrowing from FHLB

a. Amount as of the Reporting Date None.

b. Maximum Amount during Reporting Period (Current Year) None.

c. FHLB - Prepayment Obligations None.

**C. Unused commitments and lines of credit for financing Arrangements**

None.

## NOTES TO FINANCIAL STATEMENTS

### 12. RETIREMENT PLANS, DEFERRED COMPENSATION, POST EMPLOYMENT BENEFITS AND COMPENSATED ABSENCES AND OTHER POST RETIREMENT BENEFIT PLANS

Not applicable..

### 13. CAPITAL AND SURPLUS, DIVIDEND RESTRICTIONS AND QUASI-REORGANIZATIONS

No significant changes to disclose since the most recently filed annual statement.

### 14. LIABILITIES, CONTINGENCIES AND ASSESSMENTS

#### A. Contingent Commitments

No significant changes to disclose since the most recently filed annual statement.

#### B. Assessments

Not applicable.

#### C. Gain Contingencies

Not applicable.

#### D. Claims Related Extra Contractual Obligation and Bad Faith Losses Stemming from Lawsuits

Not applicable.

#### E. Product Warranties

Not applicable.

#### F. Joint and Several Liabilities

Not applicable.

#### G. All Other Contingencies

##### Litigation

Certain of the Farmers' companies are defendants in certain lawsuits arising in the normal course of business, which are in various stages of development. Some of these matters seek punitive as well as compensatory damages. While it is not possible to predict the outcome of these matters with certainty, management believes that their ultimate disposition will not have a material effect on the Company's financial position or results of operations. In addition, certain of the Farmers' companies are, from time to time, involved as parties in various governmental and administrative proceedings.

##### Revolving Credit Facility Framework Agreement

The Company and certain of the Farmers' companies amended its Revolving Credit Facility Framework Agreement to reflect recently acquired affiliates. This agreement eliminates the need to maintain large cash balances or unnecessarily liquidating investments during the monthly reinsurance cash settlement process among participating affiliates. The revolving credit framework allows participating affiliates to make short term loans to each other to cover debt arising from the monthly reinsurance settlement process. The loans, executed on an as-needed basis, mature in ninety (90) days or in the aggregate the lesser of three percent (3%) of a Company's admitted assets or twenty five percent (25%) of a Company's surplus. Loans may be collateralized with a pledge of securities at lender's option, and in any event, must be collateralized if the loan crosses from one calendar year into the next calendar year such that the loan is secured and perfected as of December 31 of the year the loan was made. Parties to the agreement will renegotiate the terms of the agreement at least once every three (3) years. The agreement has been non-disapproved by the California Department of Insurance as well as by the regulators of the domiciliary states of FIE affiliates outside of California.

##### Federal Home Loan Bank Revolving Facility

No significant changes to disclose since the most recently filed annual statement.

## NOTES TO FINANCIAL STATEMENTS

### 15. LEASES

#### A. Lessee Operating Leases

No significant changes to disclose since the most recently filed annual statement.

#### B. Lessor Leases

Not applicable.

### 16. INFORMATION ABOUT FINANCIAL INSTRUMENTS WITH OFF-BALANCE SHEET RISK AND FINANCIAL INSTRUMENTS WITH CONCENTRATIONS OF CREDIT RISK

Not applicable.

### 17. SALE, TRANSFER AND SERVICING OF FINANCIAL ASSETS AND EXTINGUISHMENTS OF LIABILITIES

#### A. Transfers of Receivables Reported as Sales

Not applicable.

#### B. Transfer and Servicing of Financial Asset

Not applicable.

#### C. Wash Sales

The Company had no wash sale transactions in the periods presented that require disclosure.

### 18. GAIN OR LOSS TO THE REPORTING ENTITY FROM UNINSURED PLANS AND THE UNINSURED PORTION OF PARTIALLY INSURED PLANS

#### A. ASO Plans

Not applicable.

#### B. ASC Plans

Not applicable.

#### C. Medicare or Similarly Structured Cost Based Reimbursement Contract

Not applicable.

### 19. DIRECT PREMIUM WRITTEN/PRODUCED BY MANAGING GENERAL AGENTS/THIRD PARTY ADMINISTRATORS

Not applicable.

### 20. FAIR VALUE MEASUREMENTS

#### A. Inputs Used For Assets Measured At Fair Value

##### (1) Fair Value Measurements at Reporting Date

The Company has categorized its assets that are measured at fair value into the three-level fair value hierarchy as reflected in the table below.

Level 1 - are liquid investments traded in active markets and valued based on unadjusted quoted prices. Assets in this category are preferred and common stock securities.

Level 2 - The securities that fall into this category are bonds, preferred stocks, common stocks and call options which are not exchange traded. These securities are valued based upon models with observable inputs - for example market interest rates, credit spreads etc. They may have been determined by independent pricing services using observable inputs.

## NOTES TO FINANCIAL STATEMENTS

Level 3 - are investments valued based upon models with "significant" non-observable inputs (assumptions). Such assumptions can be about loss severities, prepayment speed, interest rate volatilities, earnings forecast, comparables sales etc.

Description for each class of asset or liability	(Level 1)	(Level 2)	(Level 3)	Net Asset Value (NAV)	Total
a. Assets at Fair Value					
Preferred stock					
Perpetual Preferred	731,200	—	—	—	731,200
Total Preferred Stocks	731,200	—	—	—	731,200
Bonds					
Issuer Credit Obligations	—	7,157,800	2,178,343	—	9,336,143
Total Bonds	\$ —	\$ 7,157,800	\$ 2,178,343	\$ —	\$ 9,336,143
Common Stock					
Industrial and Misc	39,406	2,699,700	—	—	2,739,106
Total Common Stocks	\$ 39,406	\$ 2,699,700	\$ —	\$ —	\$ 2,739,106
Total Assets at Fair Value/NAV	\$ 770,606	\$ 9,857,500	\$ 2,178,343	\$ —	\$ 12,806,449

(2) Fair Value Measurements in (Level 3) of the Fair Value Hierarchy

Description	Balance at 01/01/26	Transfers into Level 3	Transfers out of Level 3	Total Gains / (Losses) included in Net Income	Total Gains / (Losses) included in Surplus	Purchases	Issuances	Sales	Settlements	Balance at 03/31/26
<b>a. Assets:</b>										
Issuer Credit Obligations	\$2,266,044.00	\$—	\$—	\$28.42	\$(17,661.07)	\$—	\$—	\$(70,068.75)	\$—	\$2,178,343
<b>Total Assets</b>	\$2,266,044	\$—	\$—	\$28	\$(17,661)	\$—	\$—	\$(70,069)	\$—	\$2,178,343

(3) Policy on Transfers In and Out of Level 3

At the end of each reporting period, the Company evaluates whether or not any event has occurred or circumstances have changed that would cause an investment to be transferred in or out of Level 3.

(4) Inputs and Techniques Used for Level 2 and Level 3 Fair Values

Bonds and/or Debt Securities carried at fair value categorized as Level 2 were valued using a market approach. These valuations were determined to be Level 2 valuations as quoted market prices for similar instruments in an active market were utilized. This was accomplished by the use of matrix pricing. Matrix pricing takes quoted prices of bonds with similar features that are inputs into the analysis including duration, credit quality, tax status and call and sinking fund features.

Common stocks carried at fair value categorized as Level 2 were valued using a market approach. These valuations were determined to be Level 2 valuations because quoted markets prices for identical instruments trading in an inactive market were utilized. When an equity instrument is illiquid due to limited trading activity, the use of quoted markets prices for identical instruments was determined by the Company to be the most reliable method to determine fair value.

Bonds and/or common stocks carried at fair value categorized as Level 3 were valued using unobservable inputs. These unobservable inputs reflect our own assumptions about the criteria that market participants would use in pricing these assets (including assumptions about risk). These assumptions were based on the best information available in the circumstances.

## NOTES TO FINANCIAL STATEMENTS

(5) Derivative fair values

None.

**B. Other Fair Value Disclosures**

None.

**C. Fair Values for All Financial Instruments by Levels 1, 2 and 3**

The table below reflects the fair values and admitted values of all admitted assets and liabilities that are financial instruments excluding those accounted for under the equity method (subsidiaries, joint ventures and ventures). The fair values are also categorized into the three-level fair value hierarchy as described above in Note 20A:

Type of Financial Instrument	Aggregate Fair Value	Admitted Assets	Level 1	Level 2	Level 3	Net Asset Value (NAV)	Not Practicable (Carrying Value)
Issuer Credit Obligations	\$ 1,808,796,298	\$ 1,865,204,256	\$ —	\$1,720,775,550	\$ 88,020,748	\$ —	\$ —
Asset-Backed Securities	586,405,533	627,317,947	—	500,017,657	86,387,876	—	—
Preferred Stock	2,895,486	2,871,176	731,200	2,164,286	—	—	—
Common Stock	2,739,106	2,739,106	39,406	2,699,700	—	—	—
Cash, Cash Equivalents and Short-Term	(10,177,281)	(10,177,973)	(11,856,986)	1,679,705	—	—	—
Receivable for Securities	2,054,968	2,054,968	2,054,968	—	—	—	—
Mortgage Loans - Unaffiliated	262,893,184	282,605,062	—	—	262,893,184	—	—
Payable for Securities Liabilities	10,418,319	10,418,319	10,418,319	—	—	—	—

**D. Reasons Not Practical to Estimate Fair Values**

None.

**E. Investments Measured at Net Asset Value (“NAV”)**

None.

**21. OTHER ITEMS**

**A. Unusual or Infrequent Items**

None.

**B. Troubled Debt Restructuring: Debtors**

Not applicable.

**C. Other Disclosures**

No significant changes to disclose since the most recently filed annual statement.

**D. Business Interruption Insurance Recoveries**

Not applicable.

**E. State and Federal Tax Credits**

Not applicable.

**F. Subprime Mortgage Related Risk Exposure**

None.

**G. Insurance-Linked Securities (ILS) Contracts**

Not applicable.

## NOTES TO FINANCIAL STATEMENTS

### H. The Amount That Could Be Realized on Life Insurance Where the Reporting Entity is Owner and or Has Otherwise Obtained Rights to Control the Policy

No significant changes to disclose since the most recently filed annual statement.

## 22. EVENTS SUBSEQUENT

Subsequent events have been considered through May 11, 2026 for these statutory financial statements, which were issued on May 15, 2026. There were no material events occurring subsequent to the end of the quarter that required recognition or disclosure in the financial statements.

## 23. REINSURANCE

### A. Unsecured Reinsurance Recoverables

No significant changes to disclose since the most recently filed annual statement.

### B. Reinsurance Recoverable in Dispute

Not applicable.

### C. Reinsurance Assumed and Ceded

(1) No significant changes to disclose since the most recently filed annual statement.

(2) Not applicable.

(3) Not applicable.

### D. Uncollectible Reinsurance

Not applicable.

### E. Commutation of Ceded Reinsurance

Not applicable.

### F. Retroactive Reinsurance

Not applicable.

### G. Reinsurance Accounted for as a Deposit

Not applicable.

### H. Disclosures for the Transfer of Property and Casualty Run-off Agreements

Not applicable.

### I. Certified Reinsurer Rating Downgraded or Status Subject to Revocation

Not applicable.

### J. Reinsurance Agreements Qualifying for Reinsurer Aggregation

Not applicable.

### K. Reinsurance Credit

Not applicable.

## 24. RETROSPECTIVELY RATED CONTRACTS AND CONTRACTS SUBJECT TO REDETERMINATION

(A-E) Not applicable.

## NOTES TO FINANCIAL STATEMENTS

(F) Not applicable.

### 25. CHANGE IN INCURRED LOSSES AND LOSS ADJUSTMENT EXPENSES

- A. Incurred losses and loss adjustment expenses attributable to insured events of prior years have decreased by \$1.1 million as of March 31, 2026 as a result of re-estimation of unpaid losses and loss adjustment expenses principally on the private passenger auto, commercial auto and commercial multiple peril lines of insurance. This was partially offset by an increase in homeowners, other liability - occurrence and auto physical damage lines of insurance. This decrease is generally the result of ongoing analysis of recent loss development trends. Original estimates are increased and decreased as additional information becomes known regarding individual claims.
- B. The Company made no significant changes in methodology or assumptions used in calculating liabilities for unpaid losses and loss adjustment expenses in 2026.

### 26. INTERCOMPANY POOLING ARRANGEMENTS

No significant changes to disclose since the most recently filed annual statement.

### 27. STRUCTURED SETTLEMENTS

Not applicable.

### 28. HEALTH CARE RECEIVABLES

Not applicable.

### 29. PARTICIPATING POLICIES

Not applicable.

### 30. PREMIUM DEFICIENCY RESERVES

No significant changes to disclose since the most recently filed annual statement.

### 31. HIGH DEDUCTIBLES

Not applicable.

### 32. DISCOUNTING OF LIABILITIES FOR UNPAID LOSSES OR UNPAID LOSS ADJUSTMENT EXPENSES

Not applicable.

### 33. ASBESTOS/ENVIRONMENTAL RESERVES

Not applicable.

### 34. SUBSCRIBER SAVINGS ACCOUNTS

Not applicable.

### 35. MULTIPLE PERIL CROP INSURANCE

Not applicable.

### 36. FINANCIAL GUARANTY INSURANCE

Not applicable.

STATEMENT AS OF MARCH 31, 2026 OF THE FARMERS PROPERTY AND CASUALTY INSURANCE COMPANY  
**GENERAL INTERROGATORIES**

**PART 1 - COMMON INTERROGATORIES**

**GENERAL**

- 1.1 Did the reporting entity experience any material transactions requiring the filing of Disclosure of Material Transactions with the State of Domicile, as required by the Model Act? ..... Yes [ ] No [ X ]
- 1.2 If yes, has the report been filed with the domiciliary state? ..... Yes [ ] No [ ]
- 2.1 Has any change been made during the year of this statement in the charter, by-laws, articles of incorporation, or deed of settlement of the reporting entity? ..... Yes [ ] No [ X ]
- 2.2 If yes, date of change: .....
- 3.1 Is the reporting entity a member of an Insurance Holding Company System consisting of two or more affiliated persons, one or more of which is an insurer? ..... Yes [ X ] No [ ]  
 If yes, complete Schedule Y, Parts 1 and 1A.
- 3.2 Have there been any substantial changes in the organizational chart since the prior quarter end? ..... Yes [ ] No [ X ]
- 3.3 If the response to 3.2 is yes, provide a brief description of those changes.  
 .....
- 3.4 Is the reporting entity publicly traded or a member of a publicly traded group? ..... Yes [ ] No [ X ]
- 3.5 If the response to 3.4 is yes, provide the CIK (Central Index Key) code issued by the SEC for the entity/group. ....
- 4.1 Has the reporting entity been a party to a merger or consolidation during the period covered by this statement? ..... Yes [ ] No [ X ]
- 4.2 If yes, provide the name of the entity, NAIC Company Code, and state of domicile (use two letter state abbreviation) for any entity that has ceased to exist as a result of the merger or consolidation.

1 Name of Entity	2 NAIC Company Code	3 State of Domicile

5. If the reporting entity is subject to a management agreement, including third-party administrator(s), managing general agent(s), attorney-in-fact, or similar agreement, have there been any significant changes regarding the terms of the agreement or principals involved? ..... Yes [ ] No [ X ] N/A [ ]  
 If yes, attach an explanation.  
 .....
- 6.1 State as of what date the latest financial examination of the reporting entity was made or is being made. .... 12/31/2025
- 6.2 State the as of date that the latest financial examination report became available from either the state of domicile or the reporting entity. This date should be the date of the examined balance sheet and not the date the report was completed or released. .... 12/31/2021
- 6.3 State as of what date the latest financial examination report became available to other states or the public from either the state of domicile or the reporting entity. This is the release date or completion date of the examination report and not the date of the examination (balance sheet date). .... 10/30/2023
- 6.4 By what department or departments?  
 Rhode Island Insurance Division/ Department of Business Regulation .....
- 6.5 Have all financial statement adjustments within the latest financial examination report been accounted for in a subsequent financial statement filed with Departments? ..... Yes [ ] No [ ] N/A [ X ]
- 6.6 Have all of the recommendations within the latest financial examination report been complied with? ..... Yes [ X ] No [ ] N/A [ ]
- 7.1 Has this reporting entity had any Certificates of Authority, licenses or registrations (including corporate registration, if applicable) suspended or revoked by any governmental entity during the reporting period? ..... Yes [ ] No [ X ]
- 7.2 If yes, give full information:  
 .....
- 8.1 Is the company a subsidiary of a bank holding company regulated by the Federal Reserve Board? ..... Yes [ ] No [ X ]
- 8.2 If response to 8.1 is yes, please identify the name of the bank holding company.  
 .....
- 8.3 Is the company affiliated with one or more banks, thrifts or securities firms? ..... Yes [ X ] No [ ]
- 8.4 If response to 8.3 is yes, please provide below the names and location (city and state of the main office) of any affiliates regulated by a federal regulatory services agency [i.e. the Federal Reserve Board (FRB), the Office of the Comptroller of the Currency (OCC), the Federal Deposit Insurance Corporation (FDIC) and the Securities Exchange Commission (SEC)] and identify the affiliate's primary federal regulator.

1 Affiliate Name	2 Location (City, State)	3 FRB	4 OCC	5 FDIC	6 SEC
BFP Securities, LLC .....	St. Louis, Missouri .....				YES
Farmers Financial Solutions, LLC .....	Westlake Village, California .....				YES

STATEMENT AS OF MARCH 31, 2026 OF THE FARMERS PROPERTY AND CASUALTY INSURANCE COMPANY  
**GENERAL INTERROGATORIES**

- 9.1 Are the senior officers (principal executive officer, principal financial officer, principal accounting officer or controller, or persons performing similar functions) of the reporting entity subject to a code of ethics, which includes the following standards? ..... Yes [  ] No [  ]  
 (a) Honest and ethical conduct, including the ethical handling of actual or apparent conflicts of interest between personal and professional relationships;  
 (b) Full, fair, accurate, timely and understandable disclosure in the periodic reports required to be filed by the reporting entity;  
 (c) Compliance with applicable governmental laws, rules and regulations;  
 (d) The prompt internal reporting of violations to an appropriate person or persons identified in the code; and  
 (e) Accountability for adherence to the code.
- 9.11 If the response to 9.1 is no, please explain:  
 .....
- 9.2 Has the code of ethics for senior managers been amended? ..... Yes [  ] No [  ]
- 9.21 If the response to 9.2 is yes, provide information related to amendment(s).  
 Corrected embedded broken links and punctuation, updated the Table of Contents, and changed "Corporate Compliance" to "FGI Compliance" throughout. ....
- 9.3 Have any provisions of the code of ethics been waived for any of the specified officers? ..... Yes [  ] No [  ]
- 9.31 If the response to 9.3 is yes, provide the nature of any waiver(s).  
 .....

**FINANCIAL**

- 10.1 Does the reporting entity report any amounts due from parent, subsidiaries or affiliates on Page 2 of this statement? ..... Yes [  ] No [  ]
- 10.2 If yes, indicate any amounts receivable from parent included in the Page 2 amount: ..... \$ .....

**INVESTMENT**

- 11.1 Were any of the stocks, bonds, or other assets of the reporting entity loaned, placed under option agreement, or otherwise made available for use by another person? (Exclude securities under securities lending agreements.) ..... Yes [  ] No [  ]
- 11.2 If yes, give full and complete information relating thereto:  
 .....

12. Amount of real estate and mortgages held in other invested assets in Schedule BA: ..... \$ .....
- 13.1 Does the reporting entity have any investments in parent, subsidiaries and affiliates? ..... Yes [  ] No [  ]
- 13.2 If yes, please complete the following:

	1 Prior Year-End Book/Adjusted Carrying Value	2 Current Quarter Book/Adjusted Carrying Value
13.21 Bonds .....	\$ .....	\$ .....
13.22 Preferred Stock .....	\$ .....	\$ .....
13.23 Common Stock .....	\$ 806,720,456	\$ 813,628,332
13.24 Short-Term Investments .....	\$ .....	\$ .....
13.25 Mortgage Loans on Real Estate .....	\$ .....	\$ .....
13.26 All Other .....	\$ .....	\$ .....
13.27 Total Investment in Parent, Subsidiaries and Affiliates (Subtotal Lines 13.21 to 13.26) .....	\$ 806,720,456	\$ 813,628,332
13.28 Total Investment in Parent included in Lines 13.21 to 13.26 above .....	\$ .....	\$ .....

- 14.1 Has the reporting entity entered into any hedging transactions reported on Schedule DB? ..... Yes [  ] No [  ]
- 14.2 If yes, has a comprehensive description of the hedging program been made available to the domiciliary state? ..... Yes [  ] No [  ] N/A [  ]  
 If no, attach a description with this statement.  
 .....

15. For the reporting entity's security lending program, state the amount of the following as of the current statement date:
- 15.1 Total fair value of reinvested collateral assets reported on Schedule DL, Parts 1 and 2 ..... \$ .....
- 15.2 Total book/adjusted carrying value of reinvested collateral assets reported on Schedule DL, Parts 1 and 2 ..... \$ .....
- 15.3 Total payable for securities lending reported on the liability page. .... \$ .....

**STATEMENT AS OF MARCH 31, 2026 OF THE FARMERS PROPERTY AND CASUALTY INSURANCE COMPANY**  
**GENERAL INTERROGATORIES**

16. Excluding items in Schedule E - Part 3 - Special Deposits, real estate, mortgage loans and investments held physically in the reporting entity's offices, vaults or safety deposit boxes, were all stocks, bonds and other securities, owned throughout the current year held pursuant to a custodial agreement with a qualified bank or trust company in accordance with Section 1, III - General Examination Considerations, F. Outsourcing of Critical Functions, Custodial or Safekeeping Agreements of the NAIC Financial Condition Examiners Handbook? ..... Yes [ X ] No [ ]
- 16.1 For all agreements that comply with the requirements of the NAIC Financial Condition Examiners Handbook, complete the following:

1 Name of Custodian(s)	2 Custodian Address
JP Morgan Chase Bank, N.A. ....	383 Madison Ave, New York, NY 10179 .....

- 16.2 For all agreements that do not comply with the requirements of the NAIC Financial Condition Examiners Handbook, provide the name, location and a complete explanation:

1 Name(s)	2 Location(s)	3 Complete Explanation(s)

- 16.3 Have there been any changes, including name changes, in the custodian(s) identified in 16.1 during the current quarter? ..... Yes [ ] No [ X ]
- 16.4 If yes, give full information relating thereto:

1 Old Custodian	2 New Custodian	3 Date of Change	4 Reason

- 16.5 Investment management – Identify all investment advisors, investment managers, broker/dealers, including individuals that have the authority to make investment decisions on behalf of the reporting entity. This includes both primary and sub-advisors. For assets that are managed internally by employees of the reporting entity, note as such. [...that have access to the investment accounts"; "...handle securities"]

1 Name of Firm or Individual	2 Affiliation
MetLife Investment Management, LLC .....	U.....
J.P. Morgan Investment Management Inc. ....	U.....
Farmers Insurance Exchange .....	A.....

16.5097 For those firms/individuals listed in the table for Question 16.5, do any firms/individuals unaffiliated with the reporting entity (i.e. designated with a "U") manage more than 10% of the reporting entity's invested assets?..... Yes [ X ] No [ ] N/A [ ]

16.5098 For firms/individuals unaffiliated with the reporting entity (i.e. designated with a "U") listed in the table for Question 16.5, does the total assets under management aggregate to more than 50% of the reporting entity's invested assets?..... Yes [ X ] No [ ] N/A [ ]

- 16.6 For those firms or individuals listed in the table for 16.5 with an affiliation code of "A" (affiliated) or "U" (unaffiliated), provide the information for the table below.

1 Central Registration Depository Number	2 Name of Firm or Individual	3 Registered With	4 Investment Management Agreement (IMA) Filed
142463 .....	MetLife Investment Management, LLC .....	U.S. Securities and Exchange Commission	NO.....
107038 .....	J.P. Morgan Investment Management Inc. ....	U.S. Securities and Exchange Commission	NO.....
.....	Farmers Insurance Exchange .....	N/A .....	NO.....

- 17.1 Have all the filing requirements of the Purposes and Procedures Manual of the NAIC Investment Analysis Office been followed? ..... Yes [ X ] No [ ]
- 17.2 If no, list exceptions:  
 .....

18. By self-designating 5GI securities, the reporting entity is certifying the following elements for each self-designated 5GI security:
- a. Documentation necessary to permit a full credit analysis of the security does not exist or an NAIC CRP credit rating for an FE or PL security is not available.
  - b. Issuer or obligor is current on all contracted interest and principal payments.
  - c. The insurer has an actual expectation of ultimate payment of all contracted interest and principal.
- Has the reporting entity self-designated 5GI securities? ..... Yes [ ] No [ X ]

STATEMENT AS OF MARCH 31, 2026 OF THE FARMERS PROPERTY AND CASUALTY INSURANCE COMPANY  
**GENERAL INTERROGATORIES**

19. By self-designating PLGI securities, the reporting entity is certifying its compliance with the requirements as specified in the Purposes and Procedures Manual of the NAIC Investment Analysis Office (P&P Manual) for private letter rating (PLR) securities and the following elements of each self-designated PLGI security:
- a. The security was either:
    - i. issued prior to January 1, 2018 (which is exempt from PLR filing requirements pursuant to the P&P Manual), or
    - ii. issued from January 1, 2018 to December 31, 2021 and subject to a confidentiality agreement executed prior to January 1, 2022 which confidentiality agreement remains in force, for which an insurance company cannot provide a copy of a private letter rating rationale report to the SVO due to confidentiality or other contractual reasons ("waived submission PLR securities").
  - b. The reporting entity is holding capital commensurate with the NAIC Designation and NAIC Designation Category reported for the security.
  - c. The NAIC Designation and NAIC Designation Category were derived from the credit rating assigned by an NAIC CRP in its legal capacity as a NRSRO which is shown on a current private letter rating, dated during the financial statement year, held by the insurer and available for examination by state insurance regulators.
  - d. Other than for waived submission PLR securities, defined above, on or after January 1, 2024 for any PLR securities issued on or after January 1, 2022, if the reporting entity is not permitted to share this private credit rating or the private rating letter rationale report of the PL security with the SVO, it certifies that it is reporting it as an NAIC 5.B GI and may not assign any other self-designation.
- Has the reporting entity self-designated PLGI to securities, all of which meet the above requirement and as specified in the P&P Manual? ..... Yes [  ] No [  ]
20. By assigning FE to a Schedule BA non-registered private fund, the reporting entity is certifying the following elements of each self-designated FE fund:
- a. The shares were purchased prior to January 1, 2019.
  - b. The reporting entity is holding capital commensurate with the NAIC Designation reported for the security.
  - c. The security had a public credit rating(s) with annual surveillance assigned by an NAIC CRP in its legal capacity as an NRSRO prior to January 1, 2019.
  - d. The fund only or predominantly holds bonds in its portfolio.
  - e. The current reported NAIC Designation was derived from the public credit rating(s) with annual surveillance assigned by an NAIC CRP in its legal capacity as an NRSRO.
  - f. The public credit rating(s) with annual surveillance assigned by an NAIC CRP has not lapsed.
- Has the reporting entity assigned FE to Schedule BA non-registered private funds that complied with the above criteria? ..... Yes [  ] No [  ]

# GENERAL INTERROGATORIES

## PART 2 - PROPERTY & CASUALTY INTERROGATORIES

1. If the reporting entity is a member of a pooling arrangement, did the agreement or the reporting entity's participation change? ..... Yes [ ] No [ ] N/A [ X ]  
 If yes, attach an explanation.

2. Has the reporting entity reinsured any risk with any other reporting entity and agreed to release such entity from liability, in whole or in part, from any loss that may occur on the risk, or portion thereof, reinsured? ..... Yes [ ] No [ X ]  
 If yes, attach an explanation.

3.1 Have any of the reporting entity's primary reinsurance contracts been canceled? ..... Yes [ ] No [ X ]

3.2 If yes, give full and complete information thereto.

4.1 Are any of the liabilities for unpaid losses and loss adjustment expenses other than certain workers' compensation tabular reserves (see Annual Statement Instructions pertaining to disclosure of discounting for definition of "tabular reserves") discounted at a rate of interest greater than zero? ..... Yes [ ] No [ X ]

4.2 If yes, complete the following schedule:

			TOTAL DISCOUNT				DISCOUNT TAKEN DURING PERIOD			
1	2	3	4	5	6	7	8	9	10	11
Line of Business	Maximum Interest	Discount Rate	Unpaid Losses	Unpaid LAE	IBNR	TOTAL	Unpaid Losses	Unpaid LAE	IBNR	TOTAL
TOTAL										

5. Operating Percentages:

5.1 A&H loss percent ..... %

5.2 A&H cost containment percent ..... %

5.3 A&H expense percent excluding cost containment expenses ..... %

6.1 Do you act as a custodian for health savings accounts? ..... Yes [ ] No [ X ]

6.2 If yes, please provide the amount of custodial funds held as of the reporting date ..... \$.....

6.3 Do you act as an administrator for health savings accounts? ..... Yes [ ] No [ X ]

6.4 If yes, please provide the balance of the funds administered as of the reporting date ..... \$.....

7. Is the reporting entity licensed or chartered, registered, qualified, eligible or writing business in at least two states? ..... Yes [ X ] No [ ]

7.1 If no, does the reporting entity assume reinsurance business that covers risks residing in at least one state other than the state of domicile of the reporting entity? ..... Yes [ ] No [ ]

**SCHEDULE F - CEDED REINSURANCE**

Showing All New Reinsurers - Current Year to Date

1 NAIC Company Code	2 ID Number	3 Name of Reinsurer	4 Domiciliary Jurisdiction	5 Type of Reinsurer	6 Certified Reinsurer Rating (1 through 6)	7 Effective Date of Certified Reinsurer Rating
<b>NONE</b>						

STATEMENT AS OF MARCH 31, 2026 OF THE FARMERS PROPERTY AND CASUALTY INSURANCE COMPANY

**SCHEDULE T - EXHIBIT OF PREMIUMS WRITTEN**

Current Year to Date - Allocated by States and Territories

States, etc.	1 Active Status (a)	Direct Premiums Written		Direct Losses Paid (Deducting Salvage)		Direct Losses Unpaid		
		2 Current Year To Date	3 Prior Year To Date	4 Current Year To Date	5 Prior Year To Date	6 Current Year To Date	7 Prior Year To Date	
1. Alabama	AL	L	2,927,304	3,498,257	1,342,311	1,555,694	6,761,620	7,216,892
2. Alaska	AK	N						
3. Arizona	AZ	L	1,075,177	1,396,697	328,403	744,729	2,144,502	4,672,163
4. Arkansas	AR	L	1,435,780	1,935,940	701,303	993,287	2,205,569	3,245,920
5. California	CA	N						(40,920)
6. Colorado	CO	L	767,906	1,136,373	(268,808)	827,980	2,092,304	2,646,418
7. Connecticut	CT	L	10,118,175	10,819,304	5,648,442	5,817,810	31,883,887	38,889,830
8. Delaware	DE	L	299,353	315,764	209,444	179,388	638,710	1,106,085
9. District of Columbia	DC	L						
10. Florida	FL	L	1,402,446	1,565,029	234,344	6,353,755	4,993,845	7,689,441
11. Georgia	GA	L	2,608,838	2,838,905	2,257,748	2,130,796	8,186,519	9,270,530
12. Hawaii	HI	L	54,505	64,507	13,440	67,991	341,256	46,493
13. Idaho	ID	L	873,751	1,165,724	419,339	737,452	1,682,810	3,563,261
14. Illinois	IL	L	559,411	631,766	174,667	1,440,038	4,561,174	6,870,362
15. Indiana	IN	L	1,852,394	2,078,370	907,098	1,104,530	4,111,073	4,978,842
16. Iowa	IA	L	589,426	596,935	36,042	144,270	1,747,215	2,312,650
17. Kansas	KS	L	1,505,414	1,866,302	889,455	1,387,637	4,314,725	2,571,489
18. Kentucky	KY	L	4,495,176	6,139,339	2,415,610	3,517,513	11,811,055	20,175,792
19. Louisiana	LA	L	2,559,159	3,347,707	1,345,881	2,474,642	9,314,446	11,428,660
20. Maine	ME	L	5,321,296	6,067,434	2,082,668	2,860,436	9,760,176	10,481,589
21. Maryland	MD	L	1,320,564	1,498,179	857,296	741,619	2,869,683	2,621,173
22. Massachusetts	MA	L	61,130,202	61,828,102	32,600,060	28,477,115	92,009,847	79,568,793
23. Michigan	MI	L	2,670,751	2,967,423	2,063,828	933,639	7,221,855	5,765,377
24. Minnesota	MN	L	7,085,104	8,337,539	2,490,588	3,723,576	12,647,464	14,526,871
25. Mississippi	MS	L	3,175,723	3,759,388	1,326,292	2,184,467	3,052,935	4,926,561
26. Missouri	MO	L	777,872	1,136,959	505,339	380,923	3,151,905	5,569,294
27. Montana	MT	L	364,937	548,964	133,357	410,047	1,259,376	1,253,097
28. Nebraska	NE	L	285,930	311,645	53,640	(103,835)	611,897	881,884
29. Nevada	NV	L	4,894,074	6,434,883	4,686,719	4,382,419	16,150,908	14,428,442
30. New Hampshire	NH	L	2,818,864	3,170,527	642,459	863,810	10,462,305	10,899,544
31. New Jersey	NJ	L	32,911,601	34,234,505	21,816,348	27,076,001	100,334,447	114,158,897
32. New Mexico	NM	L	1,418,907	1,550,531	274,687	3,097,139	4,787,014	4,494,810
33. New York	NY	L	69,868,415	70,407,310	49,137,209	45,231,683	178,699,194	168,361,731
34. North Carolina	NC	L	14,594,416	16,252,023	7,373,352	7,882,121	22,770,896	26,390,856
35. North Dakota	ND	L	1,809,608	2,274,662	419,764	1,054,950	1,821,924	3,199,594
36. Ohio	OH	L	5,359,901	6,321,012	2,411,929	3,636,013	14,141,547	14,265,114
37. Oklahoma	OK	L	479,033	637,201	89,287	153,973	2,143,468	2,805,430
38. Oregon	OR	L	1,842,489	2,166,465	1,500,037	916,341	3,374,723	5,348,519
39. Pennsylvania	PA	L	4,641,344	5,886,323	1,921,249	3,805,534	18,374,204	15,771,835
40. Rhode Island	RI	L	4,001,419	4,275,210	1,537,805	1,789,368	5,821,922	6,457,005
41. South Carolina	SC	L	1,699,711	1,688,735	435,353	1,005,920	4,621,030	5,814,467
42. South Dakota	SD	L	89,215	70,088	15,675	8,085	284,682	844,611
43. Tennessee	TN	L	6,154,774	6,101,689	2,654,430	3,054,627	7,377,811	9,108,477
44. Texas	TX	L	26,906,160	25,037,128	12,933,907	13,589,125	41,547,473	56,401,239
45. Utah	UT	L	555,022	736,983	263,590	303,392	1,223,980	1,287,889
46. Vermont	VT	L	794,777	875,326	742,562	691,330	2,329,226	1,618,178
47. Virginia	VA	L	3,358,576	3,861,761	1,272,744	1,906,130	5,005,432	5,977,692
48. Washington	WA	L	9,769,392	10,711,467	3,255,137	6,405,929	17,824,240	24,076,806
49. West Virginia	WV	L	571,303	702,155	214,543	241,422	652,330	894,511
50. Wisconsin	WI	L	1,113,830	1,579,836	605,396	2,110,248	6,305,359	7,328,654
51. Wyoming	WY	L	499,461	620,299	218,434	564,791	1,275,107	1,639,922
52. American Samoa	AS	N						
53. Guam	GU	N						
54. Puerto Rico	PR	N						
55. U.S. Virgin Islands	VI	N						
56. Northern Mariana Islands	MP	N						
57. Canada	CAN	N						
58. Aggregate other alien	OT	XXX						
59. Totals	XXX		311,408,884	331,448,671	173,190,398	198,855,850	696,705,072	753,812,770
DETAILS OF WRITE-INS								
58001.	XXX							
58002.	XXX							
58003.	XXX							
58998. Summary of remaining write-ins for Line 58 from overflow page	XXX							
58999. Totals (Lines 58001 through 58003 plus 58998)(Line 58 above)	XXX							

(a) Active Status Counts:

- 1. L - Licensed or Chartered - Licensed insurance carrier or domiciled RRG..... 49
- 2. R - Registered - Non-domiciled RRGs.....
- 3. E - Eligible - Reporting entities eligible or approved to write surplus lines in the state (other than their state of domicile - see DSLI).....
- 4. Q - Qualified - Qualified or accredited reinsurer.....
- 5. D - Domestic Surplus Lines Insurer (DSLII) - Reporting entities authorized to write surplus lines in the state of domicile.....
- 6. N - None of the above - Not allowed to write business in the state..... 8

**SCHEDULE Y - INFORMATION CONCERNING ACTIVITIES OF INSURER**  
**MEMBERS OF FARMERS INSURANCE GROUP**  
**PART 1 - ORGANIZATIONAL CHART**

Company	FEIN	NAIC	Domiciled	Ownership	%
11930 Narcoossee Road, LLC	82-3606914	N/A	DE	Mid-Century Insurance Company	100.00000
12225 NE 60th Way, LLC	86-3957205	N/A	DE	Truck Insurance Exchange	100.00000
17885 Von Karman, LLC	47-3820947	N/A	CA	Farmers Insurance Exchange	100.00000
201 Railroad Ave., LLC	82-2860816	N/A	DE	Farmers Insurance Exchange	100.00000
21st Century Casualty Company	95-4136306	36404	CA	21st Century Insurance Group	100.00000
21st Century Centennial Insurance Company	23-2044095	34789	PA	Mid-Century Insurance Company	100.00000
21st Century Insurance Company	95-2565072	12963	CA	21st Century Insurance Group	100.00000
21st Century Insurance Group	95-1935264	N/A	DE	Mid-Century Insurance Company	100.00000
21st Century North America Insurance Company	13-3333609	32220	NY	Mid-Century Insurance Company	100.00000
21st Century Pinnacle Insurance Company	13-3922232	10710	NJ	21st Century North America Insurance Company	100.00000
21st Century Premier Insurance Company	22-1721971	20796	PA	21st Century Centennial Insurance Company	100.00000
2475 Mill Center Parkway, LLC	92-1475501	N/A	DE	Farmers Insurance Exchange	100.00000
280 Riverside Parkway, LLC	92-1508649	N/A	DE	Farmers Insurance Exchange	100.00000
3049 East Washburn Road, LLC	88-4349711	N/A	DE	Farmers Insurance Exchange	100.00000
3195 East Washburn Road, LLC	92-1207495	N/A	DE	Farmers Insurance Exchange	100.00000
3330 Oak Grove Avenue, LLC	39-4069521	N/A	DE	Mid-Century Insurance Company	100.00000
384 Santa Trinita Ave LLC	81-0741455	N/A	DE	Fire Insurance Exchange	100.00000
4345 Hamilton Mill Road, LLC	92-1554532	N/A	DE	Farmers Insurance Exchange	100.00000
475 Riverside Parkway, LLC	92-1590378	N/A	DE	Mid-Century Insurance Company	100.00000
47548 Kato Road, LLC	39-4408102	N/A	DE	Farmers Insurance Exchange	100.00000
6671-6675 North Macarthur Blvd, LLC	82-4386531	N/A	DE	Mid-Century Insurance Company	100.00000
American Federation Insurance Company	86-0812982	10245	TX	21st Century Insurance Group	100.00000
American Pacific Insurance Company, Inc.	13-3953213	10805	HI	Farmers Insurance Hawaii, Inc.	100.00000
Bristol West Casualty Insurance Company	34-1893500	11034	OH	Coast National Insurance Company	100.00000
Bristol West Holdings, Inc.	13-3994449	N/A	DE	Farmers Insurance Exchange	42.00000
Bristol West Holdings, Inc.	13-3994449	N/A	DE	Fire Insurance Exchange	3.75000
Bristol West Holdings, Inc.	13-3994449	N/A	DE	Truck Insurance Exchange	6.75000
Bristol West Holdings, Inc.	13-3994449	N/A	DE	Mid-Century Insurance Company	47.50000
Bristol West Insurance Company	38-1865162	19658	OH	Coast National Insurance Company	100.00000
Bristol West Insurance Services of California, Inc.	65-0880876	N/A	CA	Bristol West Holdings, Inc.	100.00000
Bristol West Insurance Services, Inc. of Florida	65-0616769	N/A	FL	Bristol West Holdings, Inc.	100.00000
Bristol West Preferred Insurance Company	86-1174452	12774	MI	Bristol West Holdings, Inc.	100.00000
BW GP, LLC	65-1142050	N/A	DE	Bristol West Holdings, Inc.	100.00000
BWIS of Nevada, Inc.	65-0919338	N/A	NV	Bristol West Holdings, Inc.	100.00000
Civic Property and Casualty Company	95-4528269	10315	CA	Fire Insurance Exchange	80.00000
Civic Property and Casualty Company	95-4528269	10315	CA	Truck Insurance Exchange	20.00000
Coast National General Agency, Inc.	76-0543593	N/A	TX	Bristol West Holdings, Inc.	100.00000
Coast National Holding Company	33-0246699	N/A	CA	Bristol West Holdings, Inc.	100.00000
Coast National Insurance Company	33-0246701	25089	CA	Coast National Holding Company	100.00000
Economy Fire & Casualty Company	36-1022580	22926	IL	Farmers Property and Casualty Insurance Company	100.00000
Economy Preferred Insurance Company	36-3027848	38067	IL	Economy Fire & Casualty Company	100.00000
Economy Premier Assurance Company	36-3105737	40649	IL	Economy Fire & Casualty Company	100.00000
Exact Property and Casualty Company	95-4528266	10318	CA	Fire Insurance Exchange	80.00000
Exact Property and Casualty Company	95-4528266	10318	CA	Truck Insurance Exchange	20.00000
Farmers Asset Management, LLC	33-4754819	N/A	NV	FFS Holding, LLC	100.00000
Farmers Casualty Insurance Company	05-0393243	40169	RI	Farmers Property and Casualty Insurance Company	100.00000
Farmers Direct Property and Casualty Insurance Company	23-1903575	25321	RI	Farmers Property and Casualty Insurance Company	100.00000
Farmers Financial Solutions, LLC	77-0530616	N/A	NV	FFS Holding, LLC	100.00000
Farmers Group Property and Casualty Insurance Company	13-2915260	34339	RI	Farmers Property and Casualty Insurance Company	100.00000
Farmers Insurance Company of Arizona	95-2626387	21598	AZ	Farmers Insurance Exchange	70.00000
Farmers Insurance Company of Arizona	95-2626387	21598	AZ	Truck Insurance Exchange	20.00000
Farmers Insurance Company of Arizona	95-2626387	21598	AZ	Fire Insurance Exchange	10.00000
Farmers Insurance Company of Idaho	95-2626385	21601	ID	Farmers Insurance Exchange	80.00000
Farmers Insurance Company of Idaho	95-2626385	21601	ID	Fire Insurance Exchange	6.70000
Farmers Insurance Company of Idaho	95-2626385	21601	ID	Truck Insurance Exchange	13.30000
Farmers Insurance Company of Oregon	95-2655893	21636	OR	Farmers Insurance Exchange	80.00000
Farmers Insurance Company of Oregon	95-2655893	21636	OR	Truck Insurance Exchange	20.00000
Farmers Insurance Company of Washington	95-2655894	21644	WA	Fire Insurance Exchange	80.00000
Farmers Insurance Company of Washington	95-2655894	21644	WA	Truck Insurance Exchange	20.00000
Farmers Insurance Company, Inc.	48-0609012	21628	KS	Farmers Insurance Exchange	90.00000
Farmers Insurance Company, Inc.	48-0609012	21628	KS	Fire Insurance Exchange	10.00000
Farmers Insurance Exchange	95-2575893	21652	CA	Interinsurance Exchange (See Note 1)	
Farmers Insurance Hawaii, Inc.	22-2640040	28487	HI	Mid-Century Insurance Company	100.00000
Farmers Insurance of Columbus, Inc.	31-0956373	36889	OH	Farmers Insurance Exchange	100.00000
Farmers Lloyds Insurance Company of Texas	75-2483187	13938	TX	Farmers Lloyds, Inc. (see Note 7)	
Farmers Lloyds, Inc.	05-0476998	N/A	TX	Farmers Property and Casualty Insurance Company	100.00000
Farmers New Century Insurance Company	36-4165395	10806	IL	Illinois Farmers Insurance Company	100.00000
Farmers Property and Casualty Insurance Company	13-2725441	26298	RI	Farmers Insurance Exchange	80.00000
Farmers Property and Casualty Insurance Company	13-2725441	26298	RI	Truck Insurance Exchange	10.00000
Farmers Property and Casualty Insurance Company	13-2725441	26298	RI	Fire Insurance Exchange	10.00000
Farmers Specialty Insurance Company	59-2326047	43699	MI	Foremost Insurance Company Grand Rapids, Michigan	100.00000
Farmers Texas County Mutual Insurance Company	74-1067657	24392	TX	County Mutual Company (See Note 2)	
FCOA, LLC	27-0342907	N/A	DE	Foremost Insurance Company Grand Rapids, Michigan	100.00000
FFS Holding, LLC	77-0530617	N/A	NV	Mid-Century Insurance Company	100.00000
Fire Insurance Exchange	95-6235715	21660	CA	Interinsurance Exchange (See Note 3)	
Foremost County Mutual Insurance Company	38-1721730	29254	TX	County Mutual Company (See Note 4)	
Foremost Insurance Company Grand Rapids, Michigan	38-1407533	11185	MI	Farmers Insurance Exchange	80.00000
Foremost Insurance Company Grand Rapids, Michigan	38-1407533	11185	MI	Fire Insurance Exchange	10.00000
Foremost Insurance Company Grand Rapids, Michigan	38-1407533	11185	MI	Truck Insurance Exchange	10.00000
Foremost Lloyds of Texas	75-1779175	41688	TX	Lloyds Company (See Note 5)	
Foremost Property and Casualty Insurance Company	35-1604635	11800	MI	Foremost Insurance Company Grand Rapids, Michigan	100.00000
Foremost Signature Insurance Company	38-2430150	41513	MI	Foremost Insurance Company Grand Rapids, Michigan	100.00000
Hawaii Insurance Consultants, Ltd.	99-0083322	N/A	HI	Mid-Century Insurance Company	100.00000
HelpPoint Claims Services, LLC	83-3256280	N/A	DE	Mid-Century Insurance Company	100.00000
Illinois Farmers Insurance Company	36-2661515	21679	IL	Farmers Insurance Exchange	100.00000
Insurance Data Systems, G.P.	65-0881673	N/A	FL	Bristol West Holdings, Inc.	99.90000
Insurance Data Systems, G.P.	65-0881673	N/A	FL	BW GP, LLC	0.10000
MC Maple Tree, LLC	85-2377860	N/A	DE	Mid-Century Insurance Company	100.00000
Mid-Century Insurance Company	95-6016640	21687	CA	Farmers Insurance Exchange	80.00000
Mid-Century Insurance Company	95-6016640	21687	CA	Fire Insurance Exchange	10.00000
Mid-Century Insurance Company	95-6016640	21687	CA	Truck Insurance Exchange	10.00000
Mid-Century Insurance Company of Texas	74-2448744	28673	TX	Farmers Insurance Exchange	100.00000
Neighborhood Spirit Property and Casualty Company	95-4528264	10317	CA	Fire Insurance Exchange	80.00000
Neighborhood Spirit Property and Casualty Company	95-4528264	10317	CA	Truck Insurance Exchange	20.00000
Northwest Distribution Center Apopka Road, LLC	93-3089898	N/A	DE	Farmers Insurance Exchange	100.00000
Security National Insurance Company	65-0109120	33120	FL	Bristol West Holdings, Inc.	100.00000
Texas Farmers Insurance Company	94-1663548	21695	TX	Farmers Insurance Exchange	86.28000
Texas Farmers Insurance Company	94-1663548	21695	TX	Mid Century Insurance Company	13.72000
Toggle Insurance Company	13-3551577	44245	DE	Mid-Century Insurance Company	100.00000
Truck Insurance Exchange	95-2575892	21709	CA	Interinsurance Exchange (See Note 6)	

**The following are Zurich Insurance Group entities within NAIC Group Code "0212" and are not included in Farmers Insurance Group within NAIC Group Code "0069"**

**SCHEDULE Y - INFORMATION CONCERNING ACTIVITIES OF INSURER**  
**MEMBERS OF ZURICH INSURANCE GROUP**  
**PART 1 - ORGANIZATIONAL CHART**

Company	FEIN	NAIC	Domiciled	Ownership	%
3PZ Holdings, LLC	88-2246655	N/A	DE	ZSF/Dallas Tower LLC	63.77000
Access Franchise Management Limited		N/A	GBR	Zurich Assurance Ltd	100.00000
ACN 000 141 051 Ltd.		N/A	AUS	Zurich Financial Services Australia Limited	100.00000
Afterland Limited		N/A	GBR	Zurich Assurance Ltd	100.00000
AG Haus der Wirtschaft		N/A	CHE	Zurich Versicherungs-Gesellschaft AG	8.16327
AIG Travel Asia Pacific Pte. Ltd.		N/A	SGP	Zurich Cover-More Global Travel, Inc.	100.00000
AIG Travel Assist Consulting (Shanghai) Co., Ltd.		N/A	CHN	Zurich Cover-More Global Travel, Inc.	100.00000
AIG Travel Assist Malaysia Sdn. Bhd.		N/A	MYS	Zurich Cover-More Global Travel, Inc.	100.00000
Allied Dunbar Assurance plc		N/A	GBR	Zurich Financial Services (UKISA) Nominees Limited	100.00000
Allied Dunbar Financial Services Limited		N/A	GBR	Allied Dunbar Assurance plc	100.00000
Allied Dunbar Provident plc		N/A	GBR	Allied Dunbar Assurance plc	100.00000
Allied Zurich Holdings Limited		N/A	JEY	Zurich Versicherungs-Gesellschaft AG	100.00000
Allied Zurich Limited		N/A	GBR	Zurich Insurance Group Ltd.	100.00000
American Guarantee and Liability Insurance Company	36-6071400	26247	NY	Zurich American Insurance Company	100.00000
American Zurich Insurance Company	36-3141762	40142	IL	Steadfast Insurance Company	100.00000
Applyhere Pty Ltd		N/A	AUS	Davidson Trahaire Holding Pty Ltd	100.00000
Ashdale Land and Property Company Limited		N/A	GBR	Zurich Insurance plc	100.00000
Asistbras S/A Assistência ao Viajante		N/A	BRA	Travel Ace Internacional de Servicios S.A.	65.00000
Assistancee Online Pte. Ltd		N/A	SGP	Customer Care Assistance Pty Ltd	100.00000
ASTIS Holdings Limited		N/A	AUS	Cover-More Finance Pty Limited	100.00000
Aust Office 1, LLC	36-4851720	N/A	DE	Zurich American Insurance Company	100.00000
autoSense AG		N/A	CHE	Zürich Versicherungs-Gesellschaft AG	33.33000
Ballykilliane Holdings Limited		N/A	IRL	Zurich Insurance plc	100.00000
Bansabadell Pensiones, E.G.F.P, S.A.		N/A	ESP	Zurich Vida, Compañía de Seguros y Reaseguros, S.A. - Socied	50.00000
Bansabadell Seguros Generales, S.A. de Seguros y Reaseguros		N/A	ESP	Zurich Versicherungs-Gesellschaft AG	50.00000
Bansabadell Servicios Auxiliares De Seguros, S.L.		N/A	ESP	Bansabadell Seguros Generales, S.A. de Seguros y Reaseguros	100.00000
Bansabadell Vida S.A. de Seguros y Reaseguros		N/A	ESP	Zurich Vida, Compañía de Seguros y Reaseguros, S.A. - Socied	50.00000
Benefit Finance Partners, L.L.C.	43-1796357	N/A	DE	Zurich Benefit Finance LLC	50.00000
BFP Securities LLC	13-4097988	N/A	DE	Benefit Finance Partners, L.L.C.	100.00000
Bloomington Office LP		N/A	DE	Zurich Structured Finance, Inc.	99.00000
Bloomington Office MGP Manager, Inc	46-4107268	N/A	DE	Zurich Structured Finance, Inc.	100.00000
Bloomington Office MGP, LLC		N/A	DE	Bloomington Office MGP Manager, Inc	1.00000
Bloomington Office MGP, LLC		N/A	DE	Zurich Structured Finance, Inc.	99.00000
Blue Insurance Australia Pty Ltd		N/A	AUS	Blue Insurance Limited	100.00000
Blue Insurance Limited		N/A	IRL	Cover-More Australia Pty Ltd	97.61000
Blue Marble Micro Limited		N/A	GBR	Zürich Versicherungs-Gesellschaft AG	100.00000
Blue Marble Microinsurance, Inc.		N/A	DE	Blue Marble Micro Limited	100.00000
Bonus Pensionskassen Aktiengesellschaft		N/A	AUT	Zurich Versicherungs-Aktiengesellschaft	87.50000
BONUS Vorsorgekasse AG		N/A	AUT	Zurich Versicherungs-Aktiengesellschaft	50.00000
BOS Apt 1, LLC	47-2289489	N/A	DE	Zurich American Insurance Company	100.00000
BOS Apt 2, LLC	47-2445859	N/A	DE	Zurich American Insurance Company	100.00000
BOS Office 3, LLC	47-2483669	N/A	DE	Farmers New World Life Insurance Company	100.00000
BOS Office 4, LLC	37-1849541	N/A	DE	Zurich American Insurance Company	100.00000
BOS Office 5, LLC	39-3818568	N/A	DE	American Zurich Insurance Company	100.00000
BOS Retail 1, LLC	47-4684158	N/A	DE	Zurich American Insurance Company	100.00000
Boxx Cyber Services Middle East Ltd		N/A	ARE	Boxx Insurance Inc.	100.00000
Boxx Insurance Inc.		N/A	CAN	Zürich Versicherungs-Gesellschaft AG	33.33333
Boxx Insurance LLC	87-3332812	N/A	FL	Boxx Insurance Inc.	100.00000
Boxx Services PTE Limited		N/A	SGP	Boxx Insurance Inc.	100.00000
Boxx Solutions LLC		N/A	FL	Boxx Insurance LLC	100.00000
Bristlecourt Limited		N/A	GBR	Zurich Assurance Ltd	100.00000
brokerbusiness.ch AG		N/A	CHE	Zürich Versicherungs-Gesellschaft AG	25.00000
Cayley Aviation Ltd.		N/A	BMU	Zurich Insurance Company Ltd, Bermuda Branch	100.00000
Celta Assistance SL		N/A	ESP	Universal Assistance S.A.	100.00000
Centre Group Holdings (U.S.) Limited	13-4038482	N/A	DE	Zurich Structured Finance, Inc.	100.00000
Centre Insurance Company	13-2653231	34649	DE	Centre Solutions (U.S.) Limited	100.00000
Centre Life Insurance Company	04-1589940	80896	MA	Centre Solutions (U.S.) Limited	100.00000
Centre Reinsurance (U.S.) Limited	98-0153536	N/A	BMU	Centre Group Holdings (U.S.) Limited	100.00000
Centre Solutions (Bermuda) Limited		N/A	BMU	Zurich Finance Company Ltd	100.00000
Centre Solutions (U.S.) Limited	22-3645155	N/A	BMU	Centre Group Holdings (U.S.) Limited	100.00000
Charlotte Industrial 3, LLC	88-0601732	N/A	DE	Farmers New World Life Insurance Company	100.00000
Charlotte Office 1, LLC	30-1113235	N/A	DE	Zurich American Insurance Company	100.00000
CHI APT 1, LLC	38-3988749	N/A	DE	Zurich American Insurance Company	100.00000
CHI IND 6, LLC	87-2430690	N/A	DE	Farmers New World Life Insurance Company	100.00000
Chilena Consolidada Seguros de Vida S.A.		N/A	CHL	Inversiones Suizo Chilena S.A.	98.97703
Chilena Consolidada Seguros Generales S.A.	AA-2280100	N/A	CHL	Chilena Consolidada Seguros de Vida S.A.	7.40525
Chilena Consolidada Seguros Generales S.A.	AA-2280100	N/A	CHL	Inversiones Suizo Chilena S.A.	82.73165
COFITEM-COFIMUR		N/A	FRA	Zurich Versicherungs-Gesellschaft AG	12.40521
Collective Benefits Ltd		N/A	GBR	Travel Guard Assist, Inc.	100.00000
Collective Denmark ApS		N/A	DNK	AIG Travel Asia Pacific Pte. Ltd.	100.00000
Collective Europe Holdings B.V.		N/A	NLD	Travel Guard Assist, Inc.	100.00000
Collective Netherlands B.V.		N/A	NLD	AIG Travel Asia Pacific Pte. Ltd.	100.00000
Collective Society Ltd		N/A	GBR	Travel Guard Assist, Inc.	100.00000
Colonial American Casualty and Surety Company	52-1096670	34347	IL	Fidelity and Deposit Company of Maryland	100.00000
Concisa Vorsorgeberatung und Management AG		N/A	AUT	Bonus Pensionskassen Aktiengesellschaft	100.00000
Cover-More (NZ) Limited		N/A	NZL	Cover-More Australia Pty Ltd	100.00000
Cover-More Asia Pte. Ltd		N/A	SGP	Travel Assist Pty Limited	100.00000
Cover-More Australia Pty Ltd		N/A	AUS	Cover-More Holdings Pty Ltd	100.00000
Cover-More Finance Pty Limited		N/A	AUS	Cover-More Group Limited	100.00000
Cover-More Group Limited		N/A	AUS	Zurich Travel Solutions Pty Limited	100.00000
Cover-More Holdings Pty Ltd		N/A	AUS	Travel Assist Pty Limited	100.00000
Cover-More Holdings USA Inc.		N/A	DE	Travel Assist Pty Limited	100.00000
Cover-More Inc.	32-0487379	N/A	DE	Cover-More Holdings USA Inc.	100.00000
Cover-More Insurance Services Limited		N/A	GBR	Cover-More Australia Pty Ltd	100.00000
Cover-More Insurance Services Pty Ltd		N/A	AUS	Travel Assist Pty Limited	100.00000
Cowbell Cyber India Private Limited		N/A	IND	Cowbell Cyber, Inc.	100.00000
Cowbell Cyber Limited		N/A	GBR	Cowbell Cyber, Inc.	100.00000
Cowbell Cyber Technologies ULC		N/A	CAN	Cowbell Cyber, Inc.	100.00000
Cowbell Insurance Agency Inc.		N/A	CAN	Cowbell Cyber, Inc.	100.00000
Cowbell Insurance Agency, LLC		N/A	CA	Cowbell Cyber, Inc.	100.00000
Cowbell Managing General Agency Limited		N/A	GBR	Cowbell Cyber, Inc.	100.00000
Cowbell Reinsurance Company		N/A	VT	Cowbell Cyber, Inc.	100.00000
Cowbell Specialty Insurance Company		N/A	NE	Cowbell Cyber, Inc.	100.00000
Cowbell, Inc.		N/A	DE	Cowbell Cyber, Inc.	100.00000
CREC (Bloomington) Lender, LLC		N/A	DE	Zurich Structured Finance, Inc.	0.00000
CREC (Dallas) Lender, LLC	87-4778868	N/A	DE	Zurich Structured Finance, Inc.	100.00000
CREC (Florence), LLC		N/A	DE	ZSF/KY Annex LLC	50.00000
CREC (Florence), LLC		N/A	DE	ZSF/Office KY, LLC	50.00000
CREC (Las Vegas), LLC		N/A	DE	Zurich Structured Finance, Inc.	100.00000
CREC (Sioux Falls) Owner, LLC		N/A	DE	Zurich Structured Finance, Inc.	100.00000
CREC (Sioux Falls), LLC		N/A	DE	Zurich Structured Finance, Inc.	100.00000
Customer Care Assistance Pty Ltd		N/A	AUS	Customer Care Holdings Pty Ltd	100.00000
Customer Care Holdings Pty Ltd		N/A	AUS	Travel Assist Pty Limited	100.00000
Customer Care Pty Ltd		N/A	AUS	Customer Care Holdings Pty Ltd	100.00000

**SCHEDULE Y - INFORMATION CONCERNING ACTIVITIES OF INSURER  
MEMBERS OF ZURICH INSURANCE GROUP  
PART 1 - ORGANIZATIONAL CHART**

Company	FEIN	NAIC	Domiciled	Ownership	%
Cyberboxx Cyber Services India Private Limited		N/A	IND	Boxx Insurance Inc.	100.00000
DA Deutsche Allgemeine Versicherung Aktiengesellschaft		N/A	DEU	Zürich Beteiligungs-Aktiengesellschaft (Deutschland)	100.00000
Dallas Office MGP Manager, Inc.	46-4551450	N/A	DE	Zurich Structured Finance, Inc.	100.00000
Dallas Office MGP, LLC		N/A	DE	Dallas Office MGP Manager, Inc.	1.00000
Dallas Office MGP, LLC		N/A	DE	Zurich Structured Finance, Inc.	99.00000
Dallas Tower LP		N/A	DE	Zurich Structured Finance, Inc.	99.00000
Davidson Trahaire Corpsych (Singapore) Pte. Limited		N/A	SGP	DTC Bidco Pty Ltd	100.00000
Davidson Trahaire Corpsych Pty Ltd		N/A	AUS	Applyhere Pty Ltd	35.00000
Davidson Trahaire Corpsych Pty Ltd		N/A	AUS	Davidson Trahaire Holding Pty Ltd	65.00000
Davidson Trahaire Holding Pty Ltd		N/A	AUS	DTC Australia Pty Ltd	100.00000
DB Vita S.A.		N/A	LUX	Deutscher Herold Aktiengesellschaft	25.00000
DEN Industrial 2, LLC	85-0947856	N/A	DE	Zurich American Insurance Company	100.00000
DEN Office 1, LLC	39-4911504	N/A	DE	American Zurich Insurance Company	50.00000
Dentolo Deutschland GmbH		N/A	DEU	Zürich Beteiligungs-Aktiengesellschaft (Deutschland)	100.00000
Deutsche Zurich Pensiones, Entidad Gestora de Fondos de Pens		N/A	ESP	Zurich Vida, Compañía de Seguros y Reaseguros, S.A. - Socied	50.00000
Deutscher Herold Aktiengesellschaft		N/A	DEU	Zurich Beteiligungs-Aktiengesellschaft (Deutschland)	79.82639
Deutscher Pensionsfonds Aktiengesellschaft		N/A	DEU	Deutscher Herold Aktiengesellschaft	74.90000
Deutsches Institut für Altersvorsorge GmbH		N/A	DEU	Deutscher Herold Aktiengesellschaft	22.00000
DIG GmbH		N/A	DEU	Digital Insurance Group B.V.	100.00000
DTC Australia Pty Ltd		N/A	AUS	DTC Bidco Pty Ltd	100.00000
DTC Bidco Pty Ltd		N/A	AUS	DTC Holdco Pty Ltd	100.00000
DTC Holdco Pty Ltd		N/A	AUS	ASTIS Holdings Limited	100.00000
DTC NZ Bidco Limited		N/A	NZL	DTC Bidco Pty Ltd	100.00000
Dunbar Assets Ireland		N/A	IRL	ZCM Asset Holding Company (Bermuda) Limited	0.00000
Dunbar Assets Ireland		N/A	IRL	Zurich Finance Company Ltd	0.03664
Dusfal S.A.		N/A	URY	Zürich Versicherungs-Gesellschaft AG	100.00000
Eagle Star (Leasing) Limited		N/A	GBR	Zurich Assurance Ltd	100.00000
Eagle Star European Life Assurance Company Limited		N/A	IRL	Zurich Life Assurance plc	100.00000
Eagle Star Group Services Limited		N/A	GBR	Eagle Star Holdings Limited	100.00000
Eagle Star Holding Company of Ireland		N/A	IRL	Zurich Assurance Ltd	0.00100
Eagle Star Holding Company of Ireland		N/A	IRL	Zurich Assurance Ltd	99.99900
Eagle Star Holdings Limited		N/A	GBR	Zurich Financial Services (UKISA) Limited	100.00000
EcoHub AG		N/A	CHE	Zürich Versicherungs-Gesellschaft AG	6.16371
Edilspettacolo SRL		N/A	ITA	Zurich Insurance Company Ltd - Rappresentanza Generale per I	35.71233
Empire Fire and Marine Insurance Company	47-6022701	21326	IL	Zurich American Insurance Company	100.00000
Empire Indemnity Insurance Company	73-6091717	21334	OK	Zurich American Insurance Company	100.00000
Employee Services Limited		N/A	GBR	Allied Dunbar Financial Services Limited	100.00000
Endsleigh Financial Services Limited		N/A	GBR	Zurich Holdings (UK) Limited	100.00000
Endsleigh Pension Trustee Limited		N/A	GBR	Zurich Holdings (UK) Limited	100.00000
Euclid KY Annex, LP		N/A	DE	Zurich Structured Finance, Inc.	99.00000
Euclid Office LP		N/A	DE	Zurich Structured Finance, Inc.	99.00000
Euroamérica Administradora General de Fondos S.A		N/A	CHL	Chilena Consolidada Seguros de Vida S.A.	100.00000
Extremus Versicherung-Aktiengesellschaft		N/A	DEU	Zurich Insurance plc Niederlassung für Deutschland	5.00000
Farmers Family Fund	45-3561769	N/A	CA	Farmers Group, Inc.	100.00000
Farmers General Insurance Agency, Inc.	95-3003951	N/A	RI	FIG Leasing Co, Inc.	100.00000
Farmers Group, Inc.	95-0725935	N/A	NV	Zurich Insurance Group Ltd.	12.10000
Farmers Group, Inc.	95-0725935	N/A	NV	Zurich Versicherungs-Gesellschaft AG	87.90000
Farmers Life Insurance Company of New York	46-4261000	N/A	NY	Farmers New World Life Insurance Company	100.00000
Farmers New World Life Insurance Company	91-0335750	63177	WA	Farmers Group, Inc.	100.00000
Farmers Reinsurance Company	95-4650862	10873	CA	Farmers Group, Inc.	100.00000
Farmers Services Corporation		N/A	NV	Farmers Group, Inc.	100.00000
Farmers Underwriters Association		N/A	CA	Farmers Group, Inc.	100.00000
Fidelity and Deposit Company of Maryland	13-3046577	39306	IL	Zurich American Insurance Company	100.00000
FIG Holding Company		N/A	CA	Farmers Group, Inc.	100.00000
FIG Leasing Co., Inc.		N/A	CA	Farmers Group, Inc.	100.00000
Fire Underwriters Association	95-2670247	N/A	CA	Farmers Group, Inc.	100.00000
Fitsense Insurance Services Pty Ltd		N/A	AUS	Travel Assist Pty Limited	100.00000
For Care S.p.A.		N/A	ITA	Zurich Investments Life S.p.A.	100.00000
Futuro de Bolivia S.A. Administradora de Fondos de Pensiones		N/A	BOL	Zurich Boliviana Seguros Personales S.A.	8.42193
Futuro de Bolivia S.A. Administradora de Fondos de Pensiones		N/A	BOL	Zurich South America Invest AB	71.57801
FX Insurance Agency Hawaii, LLC	83-1572480	N/A	HI	FIG Leasing Co., Inc.	100.00000
FX Insurance Agency, LLC	35-2281892	N/A	DE	FIG Leasing Co., Inc.	100.00000
Hestia Arroyomolinos S.L.U.		N/A	ESP	REX-SPAIN-ZDHL S.L.	100.00000
Hestia Móstoles S.L.U.		N/A	ESP	REX-SPAIN-ZDHL S.L.	100.00000
General Surety & Guarantee Co Limited		N/A	GBR	Zurich Insurance Company (U.K.) Limited	100.00000
H4B Humboldthafen Einheitsgesellschaft GmbH&Co.KG		N/A	DEU	REX-ZDHL S.C.S. SICAV-SIF	94.90000
Halo Holdco Limited		N/A	GBR	Cover-More Australia Pty Ltd	100.00000
Halo Holdco Limited		N/A	GBR	Zürich Versicherungs-Gesellschaft AG	0.00000
Halo Insurance Services Limited		N/A	GBR	Halo Holdco Limited	100.00000
Halo Insurance Services Pty Ltd		N/A	AUS	Halo Insurance Services Limited	100.00000
Hawkcentral Limited		N/A	GBR	Zurich Assurance Ltd	100.00000
Healthinsite Proprietary Limited		N/A	ZAF	Zürich Versicherungs-Gesellschaft AG	100.00000
Healthlogix Pty Ltd		N/A	AUS	Insite Holdings Pty Ltd	100.00000
Healthlogix Tecnologia Eireli		N/A	BRA	Healthlogix Pty Ltd	100.00000
Hefesto Consulting Group, S. de R.L. de C.V.		N/A	MEX	Farmers Group, Inc.	99.99000
Hefesto Consulting Group, S. de R.L. de C.V.		N/A	MEX	FIG Leasing Co., Inc.	0.01000
Herengracht Investments B.V		N/A	DEU	RE Curve Holding B.V.	100.00000
HOU IND 1, LLC	46-2975161	N/A	DE	Zurich American Insurance Company	100.00000
HOU IND 2, LLC	46-2984834	N/A	DE	Zurich American Insurance Company	100.00000
HOU IND 3, LLC	36-4912511	N/A	DE	Zurich American Insurance Company	100.00000
Icen Risk B.V.		N/A	NLD	Nexit 2018 Limited	100.00000
Icen Risk B.V.		N/A	ITA	Icen Risk B.V.	100.00000
Icen Risk B.V. (Italian Branch)		N/A	ITA	Nexit 2018 Limited	100.00000
Icen Risk GmbH		N/A	AUS	Nexit 2018 Limited	100.00000
Icen Risk Limited		N/A	GBR	Nexit 2018 Limited	100.00000
Independence Center Realty L.P.		N/A	DE	Philadelphia Investor, LLC	89.00000
INNATE, Inc.	52-1772195	N/A	DC	Cover-More Holdings USA Inc.	100.00000
Insite Holdings Pty Ltd		N/A	AUS	Zürich Versicherungs-Gesellschaft AG	100.00000
INTEGRA Versicherungsdienst GmbH		N/A	AUT	Zurich Versicherungs-Aktiengesellschaft	100.00000
Intelligent Technologies OÜ		N/A	EST	Zürich Versicherungs-Gesellschaft AG	100.00000
International Travel Assistance S.A.		N/A	PAN	Zürich Versicherungs-Gesellschaft AG	55.00000
Inversiones Suizo Chilena S.A.		N/A	CHL	Inversiones Suizo-Argentina S.A.	0.00100
Inversiones Suizo Chilena S.A.		N/A	CHL	Zurich Versicherungs-Gesellschaft AG	99.99900
Inversiones Suizo-Argentina S.A.		N/A	ARG	Zurich Lebensversicherungs-Gesellschaft AG	5.00400
Inversiones Suizo-Argentina S.A.		N/A	ARG	Zurich Versicherungs-Gesellschaft AG	94.99600
Inversiones ZS America Dos Limitada		N/A	CHL	Inversiones ZS America SpA	100.00000
Inversiones ZS America SpA		N/A	CHL	Zurich Santander Insurance America, S.L.	100.00000
Inversiones ZS America Tres SpA		N/A	CHL	Zurich Santander Insurance America, S.L.	100.00000
Irish National Insurance Company p.l.c.		N/A	IRL	Zurich Insurance plc	99.99999
Karvat Cover-More Assist. Pvt Ltd.		N/A	IND	Cover-More Asia Pte. Ltd	100.00000
Kennet Road 1 UK Limited		N/A	GBR	Zurich Assurance Ltd	100.00000
Kennet Road 2 UK Limited		N/A	GBR	Zurich Assurance Ltd	100.00000
Klare Corredora de Seguros S.A.		N/A	CHL	Zurich Insurance Mobile Solutions AG	49.90000
Komparu B.V.		N/A	NLD	Digital Insurance Group B.V.	100.00000

**SCHEDULE Y - INFORMATION CONCERNING ACTIVITIES OF INSURER  
MEMBERS OF ZURICH INSURANCE GROUP  
PART 1 - ORGANIZATIONAL CHART**

<b>Company</b>	<b>FEIN</b>	<b>NAIC</b>	<b>Domiciled</b>	<b>Ownership</b>	<b>%</b>
Kono Insurance Limited		N/A	HKG	Zurich Versicherungs-Gesellschaft AG	100.00000
Kraft Lake Insurance Agency, Inc.	38-2336672	N/A	MI	FIG Leasing Co, Inc.	100.00000
LA Apt. 1, LLC	88-1615240	N/A	DE	Zurich American Insurance Company	100.00000
LA Industrial 1, LLC	36-4877375	N/A	DE	Zurich American Insurance Company	100.00000
LA Industrial 4, LLC	88-3063378	N/A	DE	Zurich American Insurance Company	100.00000
LA Retail 1 LLC	47-1325180	N/A	DE	Zurich American Insurance Company	100.00000
Leonardo Productions AG		N/A	CHE	Zürich Versicherungs-Gesellschaft AG	25.00000
Livetravel Inc.	39-1611328	N/A	WI	Zurich Cover-More Global Travel, Inc.	100.00000
Mapfre Yaşam Sigorta A.Ş.		N/A	TUR	Zurich Sigorta A.S.	99.77778
MEATPACKING B.V.		N/A	NLD	Rock Inne Vastgoed B.V.	100.00000
Medidata AG		N/A	CHE	Zurich Versicherungs-Gesellschaft AG	8.85180
MIAMI INDUSTRIAL 1, LLC	30-0947450	N/A	DE	Zurich American Insurance Company	100.00000
Miami Office 2, LLC	38-4002060	N/A	DE	Zurich American Insurance Company	100.00000
MIAMI OFFICE 3, LLC	35-2567170	N/A	DE	Zurich American Insurance Company	100.00000
Miami Retail 1, LLC	61-1852255	N/A	DE	Zurich American Insurance Company	100.00000
Minas Brasil Promotora de Servicos S/A		N/A	BRA	Zurich Minas Brasil Seguros S.A.	100.00000
MSP APT 1, LLC	30-1003542	N/A	DE	Zurich American Insurance Company	100.00000
Nashville Apt. 1, LLC	87-1630047	N/A	DE	Zurich American Insurance Company	0.00000
Nashville Office 1, LLC	30-1004249	N/A	DE	Zurich American Insurance Company	100.00000
Navigators and General Insurance Company Limited		N/A	GBR	Zurich Insurance plc	100.00000
Nearheath Limited		N/A	GBR	Zurich Assurance Ltd	100.00000
Nexit 2018 Limited		N/A	GBR	Zürich Versicherungs-Gesellschaft AG	48.97314
NY Industrial 1, LLC	30-1071415	N/A	DE	Zurich American Insurance Company	100.00000
Oak Underwriting plc		N/A	GBR	Zurich Holdings (UK) Limited	100.00000
OnePath General Insurance Pty Limited		N/A	AUS	Zurich Financial Services Australia Limited	100.00000
OnePath Life Australia Holdings Pty Ltd		N/A	AUS	Zurich Financial Services Australia Limited	100.00000
OnePath Life Limited		N/A	AUS	OnePath Life Australia Holdings Pty Ltd	100.00000
Onsi Australia Pty Ltd		N/A	AUS	Collective Group Holdings Limited	100.00000
Orange Stone Company		N/A	IRL	Zurich Finance Company AG	100.00000
Orion Rechtsschutz-Versicherung AG		N/A	CHE	Zurich Versicherungs-Gesellschaft AG	78.00000
Parcelgate Limited		N/A	GBR	Zurich Assurance Ltd	100.00000
Perils AG		N/A	CHE	Zurich Versicherungs-Gesellschaft AG	11.11111
Perunsel S.A.		N/A	URY	Zürich Versicherungs-Gesellschaft AG	60.00000
PFS Pension Fund Services AG		N/A	CHE	Zürich Versicherungs-Gesellschaft AG	18.43333
Philly Office 1, LLC	35-2553880	N/A	DE	Zurich American Insurance Company	100.00000
Philly Office Land, LLC	87-1553300	N/A	DE	Zurich American Insurance Company	100.00000
POR Apt 1, LLC	47-1392591	N/A	DE	Zurich American Insurance Company	100.00000
POR Apt 2, LLC	47-4067157	N/A	DE	Zurich American Insurance Company	100.00000
Prime Corporate Psychology Pty Ltd		N/A	AUS	DTC Bidco Pty Ltd	100.00000
Protektor Lebensversicherungs-AG		N/A	DEU	Zurich Deutscher Herold Lebensversicherung Aktiengesellschaft	5.15838
PT Asuransi Adira Dinamika Tbk		N/A	IDN	Zürich Versicherungs-Gesellschaft AG	98.48794
PT Zurich Insurance Indonesia	AA-5360007	N/A	IDN	Zürich Rückversicherungs-Gesellschaft AG	1.56878
PT Zurich Insurance Indonesia	AA-5360007	N/A	IDN	Zurich Versicherungs-Gesellschaft AG	97.09134
PT Zurich Topas Life		N/A	IDN	Zurich Versicherungs-Gesellschaft AG	80.00000
Qover		N/A	BEL	Zürich Versicherungs-Gesellschaft AG	21.26000
Raleigh Office 2, LLC	88-3031830	N/A	DE	Farmers New World Life Insurance Company	100.00000
RE Curve Holding B.V.		N/A	DEU	Zurich Deutscher Herold Lebensversicherung Aktiengesellschaft	100.00000
Real Garant Espana S.L.		N/A	ESP	Real Garant GmbH Garantiesysteme	100.00000
Real Garant GmbH Garantiesysteme		N/A	DEU	Real Garant Versicherung Aktiengesellschaft	100.00000
Real Garant Versicherung Aktiengesellschaft		N/A	DEU	Zurich Beteiligungs-Aktiengesellschaft (Deutschland)	100.00000
REX Baume S.C.I		N/A	FRA	REX Holding France	100.00000
REX Holding France		N/A	FRA	REX OPPCI Fonds	100.00000
REX Holding S.a.r.l.		N/A	LUX	REX-ZDHL S.C.S. SICAV-SIF	100.00000
REX Mauchamps		N/A	FRA	REX Holding France	100.00000
REX Vilette		N/A	FRA	REX Holding France	0.00000
REX-Aurea-ZDHL S.C.S.		N/A	LUX	REX-ZDHL GP S.à.r.l.	100.00000
REX-De Baak B.V.		N/A	NLD	REX Holding S.à.r.l.	100.00000
REX-Germany-ZDHL S.C.S		N/A	LUX	REX-ZDHL S.C.S. SICAV-SIF	95.24000
REX-Humboldthafen Verwaltungs GmbH		N/A	DEU	REX-ZDHL S.C.S. SICAV-SIF	100.00000
Rex-Spain-ZDHL S.L.		N/A	ESP	Zurich Deutscher Herold Lebensversicherung Aktiengesellschaft	100.00000
REX-The East S.à.r.l		N/A	LUX	REX-ZDHL S.C.S. SICAV-SIF	94.80000
REX-ZDHL GP S.a.r.l.		N/A	LUX	Zurich Deutscher Herold Lebensversicherung Aktiengesellschaft	100.00000
REX-ZDHL S.C.S. SICAV-SIF		N/A	LUX	Zurich Deutscher Herold Lebensversicherung Aktiengesellschaft	100.00000
Rock Inne Vastgoed B.V.		N/A	NLD	REX Holding S.à.r.l.	100.00000
Rokin 21 B.V.		N/A	NLD	Roxana Vastgoed B.V.	100.00000
Rokin 49 B.V.		N/A	NLD	Rock Inne Vastgoed B.V.	100.00000
Roxana Vastgoed B.V.		N/A	NLD	REX Holding S.à.r.l.	100.00000
Rural Community Insurance Company	41-1375004	39039	MN	Zurich American Insurance Company	100.00000
San Diego Retail 1, LLC	61-1791237	N/A	DE	Zurich American Insurance Company	100.00000
Santander Rio Seguros S.A.		N/A	ARG	Inversiones ZS America SpA	4.00000
Santander Rio Seguros S.A.		N/A	ARG	Zurich Santander Insurance America, S.L.	96.00000
Santander Seguros Sociedad Anónima		N/A	URY	Zurich Santander Insurance America, S.L.	100.00000
Saudi National Insurance Company		N/A	BHR	Zurich Insurance Company Ltd (Bahrain Branch)	5.00000
SEA APARTMENT 2, LLC	46-3060914	N/A	DE	Zurich American Insurance Company	100.00000
Serviaide, S.A. - Sociedad Unipersonal		N/A	ESP	AIDE Asistencia Seguros y Reaseguros, S.A. - Sociedad Uniper	100.00000
Servizurich S.A. - Sociedad Unipersonal		N/A	ESP	Zurich Insurance plc, Sucursal en Espana	100.00000
SF Apt 1, LLC	47-1153493	N/A	DE	Zurich American Insurance Company	100.00000
SpearTip, LLC		N/A	IL	Zurich Holding Company of America, Inc.	100.00000
Speigelhof Vastgoed B.V.		N/A	DEU	RE Curve Holding B.V.	100.00000
Springboard Health and Performance Pty Ltd		N/A	AUS	DTC Bidco Pty Ltd	100.00000
Springworks International AB		N/A	SWE	autoSense AG	50.00000
Steadfast Insurance Company	52-0981481	26387	IL	Zurich American Insurance Company	100.00000
Stratos Limited		N/A	NZL	DTC NZ Bidco Limited	100.00000
Swiss Insurance Management (Hong Kong) Limited		N/A	HKG	Zurich Services (Hong Kong) Limited	0.49505
Swiss Insurance Management (Hong Kong) Limited		N/A	HKG	Zurich Insurance Holdings (Hong Kong) Limited	99.50495
TDG Tele Dienste GmbH		N/A	DEU	Zurich Beteiligungs-Aktiengesellschaft (Deutschland)	100.00000
Tennyson Insurance Limited		N/A	GBR	Zurich Holdings (UK) Limited	100.00000
TGG Real Estate Holdings LLC		N/A	DE	Zurich Cover-More Global Travel, Inc.	100.00000
The Zurich Services Corporation	36-3839542	N/A	IL	Zurich Holding Company of America, Inc.	100.00000
TopReport Schadenbesichtigungs GmbH		N/A	AUT	Zurich Versicherungs-Aktiengesellschaft	14.28571
Travel Ace Chile S.A.		N/A	CHL	Travel Ace Internacional de Servicios S.A.	1.00000
Travel Ace Chile S.A.		N/A	CHL	Zürich Versicherungs-Gesellschaft AG	99.00000
Travel Ace Internacional de Servicios S.A.		N/A	URY	Zürich Versicherungs-Gesellschaft AG	100.00000
Travel Assist Pty Limited		N/A	AUS	ASTIS Holdings Limited	100.00000
Travel Guard Americas LLC		N/A	WI	Zurich Cover-More Global Travel, Inc.	100.00000
Travel Guard Assist, Inc.	13-2978727	N/A	DE	Zurich Cover-More Global Travel, Inc.	100.00000
Travel Guard EMEA Limited		N/A	GBR	Zurich Cover-More Global Travel, Inc.	100.00000
Travel Guard Group Canada, Inc.		N/A	CAN	Zurich Cover-More Global Travel, Inc.	100.00000
Travel Guard Group, Inc.	39-1788198	N/A	WI	Zurich Cover-More Global Travel, Inc.	100.00000
Travel Insurance Partners Pty Ltd		N/A	AUS	Travel Assist Pty Limited	100.00000
Travel Insurance Services Canada Inc.		N/A	CAN	World Travel Protection Canada Inc.	100.00000
Travelex Insurance Services Limited		N/A	DE	Cover-More Holdings USA Inc.	100.00000
Truck Underwriters Association	95-2670330	N/A	CA	Farmers Group, Inc.	100.00000
Turegum Immobilien AG		N/A	CHE	Zurich Versicherungs-Gesellschaft AG	100.00000

**SCHEDULE Y - INFORMATION CONCERNING ACTIVITIES OF INSURER  
MEMBERS OF ZURICH INSURANCE GROUP  
PART 1 - ORGANIZATIONAL CHART**

Company	FEIN	NAIC	Domiciled	Ownership	%
UA Assistance S.A. de C.V.		N/A	MEX	Travel Ace Internacional de Servicios S.A.	0.00000
UA Assistance S.A. de C.V.		N/A	MEX	Zürich Versicherungs-Gesellschaft AG	100.00000
Universal Assistance Chile S.A.		N/A	CHL	Zürich Versicherungs-Gesellschaft AG	99.98503
Universal Assistance Chile S.A.		N/A	CHL	Travel Ace Internacional de Servicios S.A.	0.01497
Universal Assistance S.A.		N/A	URY	Zürich Versicherungs-Gesellschaft AG	100.00000
Universal Assistance S.A.U		N/A	ARG	Zürich Versicherungs-Gesellschaft AG	100.00000
Universal Travel Assistance S.A.S.		N/A	COL	Zürich Versicherungs-Gesellschaft AG	100.00000
Universal Underwriters Insurance Company	43-1249228	41181	IL	Zurich American Insurance Company	100.00000
Universal Underwriters of Texas Insurance Company	36-3139101	40843	IL	Universal Underwriters Insurance Company	100.00000
Universal Underwriters Service Corporation	43-1269296	N/A	MO	Zurich Holding Company of America, Inc.	100.00000
Unviversal Assistance Inc.	65-0917511	N/A	FL	Universal Assistance S.A.	0.00000
Vehicle Dealer Solutions, Inc.	26-1282208	N/A	FL	Zurich Holding Company of America, Inc.	100.00000
Western Star Insurance Services, Inc.	74-1593853	N/A	TX	FIG Leasing Co, Inc.	100.00000
Wohnen H3B Humboldthafen GmbH&Co.KG		N/A	DEU	REX-ZDHL S.C.S. SICAV-SIF	94.90000
World Travel Protection Canada Inc.		N/A	CAN	Zurich Canadian Holdings Limited	100.00000
Z flex Gesellschaft für Personaldienstleistungen mbH		N/A	DEU	Zurich Beteiligungs-Aktiengesellschaft (Deutschland)	100.00000
ZCM (U.S.) Limited	20-3537353	N/A	DE	Zurich Finance Company Ltd	100.00000
ZCM Asset Holding Company (Bermuda) Limited		N/A	BMU	Zurich Finance Company Ltd	100.00000
ZGEE14 Limited		N/A	GBR	Zurich Legacy Solutions Services (UK) Limited	100.00000
ZLS Aseguradora de Colombia S.A		N/A	COL	Zürich Lebensversicherungs-Gesellschaft AG	4.43000
ZLS Aseguradora de Colombia S.A		N/A	COL	Zürich Versicherungs-Gesellschaft AG	95.00000
ZNA Services, LLC	02-0802795	N/A	DE	Zurich Holding Company of America, Inc.	100.00000
ZSF / Office KY, LLC		N/A	DE	Euclid Office LP	100.00000
ZSF / Office NV, LLC		N/A	DE	Euclid Office LP	100.00000
ZSF KY Annex, LLC		N/A	DE	Euclid KY Annex, LP	100.00000
ZSF/Bloomington, LLC		N/A	DE	Bloomington Office LP	100.00000
ZSF/C1 MGP Manager, Inc	46-4506193	N/A	DE	Zurich Structured Finance, Inc.	100.00000
ZSF/C1 MGP, LLC		N/A	DE	ZSF/C1 MGP Manager, Inc	1.00000
ZSF/C1 MGP, LLC		N/A	DE	Zurich Structured Finance, Inc.	99.00000
ZSF/C2 MGP Manager, Inc	46-4480487	N/A	DE	Zurich Structured Finance, Inc.	100.00000
ZSF/C2 MGP, LLC		N/A	DE	ZSF/CF2 MGP Manager, Inc.	1.00000
ZSF/C2 MGP, LLC		N/A	DE	Zurich Structured Finance, Inc.	99.00000
ZSF/Dallas Tower, LLC		N/A	DE	Dallas Tower LP	100.00000
ZSG Kfz-ZulassungsservicegesmbH		N/A	AUT	Zurich Versicherungs-Aktiengesellschaft	33.33333
Zurich - Companhia de Seguros Vida S.A.		N/A	PRT	Zurich Finanz-Gesellschaft AG	0.00100
Zurich - Companhia de Seguros Vida S.A.		N/A	PRT	Zurich Investments Life S.p.A.	0.00100
Zurich - Companhia de Seguros Vida S.A.		N/A	PRT	Zurich Lebensversicherungs-Gesellschaft AG	99.99600
Zurich - Companhia de Seguros Vida S.A.		N/A	PRT	Zurich Versicherungs-Gesellschaft AG	0.00100
Zurich - Companhia de Seguros Vida S.A.		N/A	PRT	Zurich Vida, Compañía de Seguros y Reaseguros, S.A. - Sociad	0.00100
Zurich (Scotland) Limited Partnership		N/A	GBR	Zurich General Partner (Scotland) Ltd	100.00000
Zurich Advice Network Limited		N/A	GBR	Allied Dunbar Assurance plc	100.00000
Zurich AFIN Mexico, S.A. DE C.V.		N/A	MEX	Zurich Compania de Seguros, S.A.	0.00200
Zurich AFIN Mexico, S.A. DE C.V.		N/A	MEX	Zurich Versicherungs-Gesellschaft AG	99.99800
Zurich Agency Services Inc.	04-3126497	N/A	MA	Zurich Holding Company of America, Inc.	100.00000
Zurich Alternative Asset Management, LLC	86-1164252	N/A	DE	Zurich Holding Company of America, Inc.	100.00000
Zurich America Latina Serviços Brasil Ltda.		N/A	BRA	Zurich Lebensversicherungs-Gesellschaft AG	0.01000
Zurich America Latina Serviços Brasil Ltda.		N/A	BRA	Zurich Versicherungs-Gesellschaft AG	99.99000
Zurich American Insurance Company	36-4233459	16535	NY	Zurich Holding Company of America, Inc.	100.00000
Zurich American Insurance Company of Illinois	36-2781080	27855	IL	American Zurich Insurance Company	100.00000
Zurich American Life Insurance Company	36-3050975	90557	IL	Zurich Holding Company of America, Inc.	100.00000
Zurich American Life Insurance Company of New York	27-4746162	14178	NY	Zurich American Life Insurance Company.	100.00000
Zurich Argentina Cia. de Seguros S.A.		N/A	ARG	Inversiones Suizo-Argentina S.A.	55.46140
Zurich Argentina Cia. de Seguros S.A.	AA-2130022	N/A	ARG	Zurich Versicherungs-Gesellschaft AG	44.53611
Zurich Argentina Compañía de Seguros de Retiro S.A.	AA-2130022	N/A	ARG	Zurich Argentina Cia. de Seguros S.A.	46.64193
Zurich Argentina Compañía de Seguros de Retiro S.A.		N/A	ARG	Zurich Versicherungs-Gesellschaft AG	53.35807
Zurich Aseguradora Argentina S.A.		N/A	ARG	Zürich Versicherungs-Gesellschaft AG	99.90000
Zurich Aseguradora Mexicana, S.A. de C.V.		N/A	MEX	Zürich Lebensversicherungs-Gesellschaft AG	0.00000
Zurich Aseguradora Mexicana, S.A. de C.V.		N/A	MEX	Zürich Versicherungs-Gesellschaft AG	100.00000
Zurich Assurance Ltd		N/A	GBR	Eagle Star Holdings Limited	100.00000
Zurich Assure Australia Pty Limited		N/A	AUS	Zurich Financial Services Australia Limited	100.00000
Zurich Australia Limited		N/A	AUS	Zurich Financial Services Australia Limited	100.00000
Zurich Australian Insurance Limited	AA-1930995	N/A	AUS	Zurich Financial Services Australia Limited	100.00000
Zurich Australian Insurance Properties Pty Limited		N/A	AUS	Zurich Australia Limited	40.00000
Zurich Australian Insurance Properties Pty Limited		N/A	AUS	Zurich Australian Insurance Limited	60.00000
Zurich Australian Property Holdings Pty Ltd		N/A	AUS	Zürich Versicherungs-Gesellschaft AG	100.00000
Zurich Bank International Limited		N/A	GBR	Dunbar Assets Ireland	100.00000
Zurich Benefit Finance LLC	13-4186554	N/A	DE	Zurich Holding Company of America, Inc.	100.00000
Zurich Beteiligungs-Aktiengesellschaft (Deutschland)		N/A	DEU	Zurich IT Service AG Niederlassung für Deutschland	82.61672
Zurich Beteiligungs-Aktiengesellschaft (Deutschland)		N/A	DEU	Zurich Leben Service AG Niederlassung für Deutschland	17.38328
Zurich Brand and Experience Studio Spain, S.L.		N/A	ESP	Zürich Versicherungs-Gesellschaft AG	100.00000
Zurich Brasil Capitalizacao S.A		N/A	BRA	Zurich Versicherungs-Gesellschaft AG	100.00000
Zurich Brasil Companhia de Seguros		N/A	BRA	Zurich Minas Brasil Seguros S.A.	100.00000
Zurich Building Control Services Limited		N/A	GBR	Zurich Holdings (UK) Limited	100.00000
Zurich Canadian Holdings Limited		N/A	CAN	Zurich Insurance Company Ltd, Canadian Branch	68.81942
Zurich Canadian Holdings Limited		N/A	CAN	Zurich Versicherungs-Gesellschaft AG	31.18058
Zurich Commercial Services (Europe) GmbH		N/A	DEU	Zürich Beteiligungs-Aktiengesellschaft (Deutschland)	100.00000
Zurich Community Trust (UK) Limited		N/A	GBR	Zurich Financial Services (UKISA) Limited	50.00000
Zurich Community Trust (UK) Limited		N/A	GBR	Zurich Financial Services (UKISA) Nominees Limited	50.00000
Zurich Compañía de Reaseguros Argentina S.A.		N/A	ARG	Inversiones Suizo-Argentina S.A.	95.00000
Zurich Compañía de Reaseguros Argentina S.A.		N/A	ARG	Zurich Versicherungs-Gesellschaft AG	5.00000
Zurich Compañía de Seguros, S.A.		N/A	MEX	Zurich Versicherungs-Gesellschaft AG	99.88280
Zurich Corporate Member UK Limited		N/A	GBR	Zurich Holdings (UK) Limited	100.00000
Zurich Corredora de Bolsa S.A.		N/A	CHL	Inversiones Suizo Chilena S.A.	99.00030
Zurich Corredora de Bolsa S.A.		N/A	CHL	Zurich Investments Chile S.A.	0.99970
Zurich Cover-More Global Travel, Inc.	02-0547704	N/A	DE	Zurich Holding Company of America, Inc.	100.00000
Zurich Customer Active Management, d.o.o.		N/A	SVN	Zürich Versicherungs-Gesellschaft AG	100.00000
Zurich CZI Management Holding Ltd.	36-4412924	N/A	DE	Zurich Global Investment Management Inc.	100.00000
Zurich Deutscher Herold Lebensversicherung Aktiengesellschaft		N/A	DEU	Deutscher Herold Aktiengesellschaft	67.54030
Zurich Deutscher Herold Lebensversicherung Aktiengesellschaft		N/A	DEU	Zurich Beteiligungs-Aktiengesellschaft (Deutschland)	32.45970
Zurich Digital International Private Limited		N/A	IND	Zurich Insurance Mobile Solutions AG	99.99000
Zurich Digital International Private Limited		N/A	IND	Servizurich S.A. - Sociedad Unipersonal	0.01000
Zurich E&S Insurance Brokerage, Inc.	95-4773780	N/A	CA	Zurich American Insurance Company	100.00000
Zurich Employment Services Limited		N/A	GBR	Zurich Financial Services (UKISA) Limited	100.00000
Zurich Employment Services Limited, Swindon, Zweigniederlassung Zürich		N/A	CHE	Zurich Employment Services Limited	100.00000
Zurich Engineering Inspection Services Ireland Limited		N/A	IRL	Zurich Insurance plc	100.00000
Zurich Eurolife S.A.		N/A	LUX	Zurich Lebensversicherungs-Gesellschaft AG	90.00000
Zurich Eurolife S.A.		N/A	LUX	Zurich Versicherungs-Gesellschaft AG	10.00000
Zurich F&I Reinsurance T&C Limited	48-1195826	N/A	TCA	Universal Underwriters Service Corporation	99.99950
Zurich F&I Reinsurance T&C Limited	48-1195826	N/A	TCA	Zurich Agency Services Inc.	0.00050
Zurich Fianzas Mexico, S.A.DE C.V.		N/A	MEX	Zurich Versicherungs-Gesellschaft AG	100.00000
Zurich Finance (Australia) Limited		N/A	AUS	Zürich Versicherungs-Gesellschaft AG	100.00000
Zurich Finance (Ireland) DAC		N/A	IRL	Zürich Versicherungs-Gesellschaft AG	100.00000
Zurich Finance (Ireland) II DAC		N/A	IRL	Zürich Versicherungs-Gesellschaft AG	100.00000
Zurich Finance (UK) plc		N/A	GBR	Zurich Financial Services (UKISA) Limited	99.99800

**SCHEDULE Y - INFORMATION CONCERNING ACTIVITIES OF INSURER**  
**MEMBERS OF ZURICH INSURANCE GROUP**  
**PART 1 - ORGANIZATIONAL CHART**

Company	FEIN	NAIC	Domiciled	Ownership	%
Zurich Finance (UK) plc		N/A	GBR	Zurich Financial Services (UKISA) Nominees Limited	0.00200
Zurich Finance Company Ltd		N/A	CHE	Zurich Versicherungs-Gesellschaft AG	100.00000
Zurich Financial Services (Isle of Man) Group Services Limit		N/A	GBR	Zurich Versicherungs-Gesellschaft AG	100.00000
Zurich Financial Services (Isle of Man) Holdings Limited		N/A	GBR	Zurich Versicherungs-Gesellschaft AG	100.00000
Zurich Financial Services (Isle of Man) Insurance Manager Lt		N/A	GBR	Zurich Versicherungs-Gesellschaft AG	100.00000
Zurich Financial Services (UKISA) Limited		N/A	GBR	Allied Zurich Holdings Limited	90.31559
Zurich Financial Services (UKISA) Limited		N/A	GBR	Zurich Insurance plc	9.68441
Zurich Financial Services (UKISA) Nominees Limited		N/A	GBR	Zurich Financial Services (UKISA) Limited	100.00000
Zurich Financial Services Australia Limited	AA-1930995	N/A	AUS	Zurich Versicherungs-Gesellschaft AG	100.00000
Zurich Financial Services EUB Holdings Limited		N/A	IRL	Zurich Ins Group	0.08333
Zurich Financial Services EUB Holdings Limited		N/A	IRL	Zurich Insurance Group Ltd.	99.91667
Zurich Financial Services UK Pension Trustee Limited		N/A	GBR	Zurich Financial Services (UKISA) Limited	99.00000
Zurich Finanz-Gesellschaft AG		N/A	CHE	Zurich Versicherungs-Gesellschaft AG	100.00000
Zurich General Insurance (Hong Kong) Limited		N/A	HKG	Zurich Insurance Company Ltd, Hong Kong Branch	100.00000
Zurich General Insurance Company (China) Limited		N/A	CHN	Zurich Versicherungs-Gesellschaft AG	100.00000
Zurich General Insurance Malaysia Berhad		N/A	MYS	Zürich Versicherungs-Gesellschaft AG	100.00000
Zurich General Partner (Scotland) Ltd		N/A	GBR	Allied Zurich Holdings Limited	100.00000
Zurich General Takaful Malaysia Berhad		N/A	MYS	Zurich Holdings Malaysia Berhad	100.00000
Zurich GL Servicios Mexico, S.A. de C.V.		N/A	MEX	Zurich Compania de Seguros, S.A.	5.00000
Zurich GL Servicios Mexico, S.A. de C.V.		N/A	MEX	Zurich Vida, Compañía de Seguros, S.A.	95.00000
Zurich Global Corporate UK Limited		N/A	GBR	Zurich Holdings (UK) Limited	100.00000
Zurich Global Investment Management Inc.	04-3729755	N/A	DE	Zurich Holding Company of America, Inc.	100.00000
Zurich Global Specialty Limited		N/A	GBR	Zurich Holdings (UK) Limited	100.00000
Zurich Global Ventures MGA Solutions (SA)		N/A	BEL	Zürich Versicherungs-Gesellschaft AG	100.00000
Zurich Global, Ltd.	98-0129609	N/A	BMU	Zurich Holding Company of America, Inc.	100.00000
Zurich Group Pension Services (UK) Ltd		N/A	GBR	Zurich Assurance Ltd	100.00000
Zurich GSH Limited		N/A	GBR	Zurich Holdings (UK) Limited	100.00000
Zurich Holding Company of America, Inc.	36-3096373	N/A	DE	Zurich Versicherungs-Gesellschaft AG	100.00000
Zurich Holding Ireland Limited		N/A	IRL	Zurich Versicherungs-Gesellschaft AG	100.00000
Zurich Holding SE		N/A	DEU	Zürich Versicherungs-Gesellschaft AG	100.00000
Zurich Holdings (UK) Limited		N/A	GBR	Zurich Versicherungs-Gesellschaft AG	100.00000
Zurich Immobilien (Deutschland) AG & Co. KG		N/A	DEU	Zurich Immobilien-treuhand (Deutschland) GmbH	0.00000
Zurich Immobilien Liegenschaftsverwaltungs-GesmbH		N/A	AUT	Zurich Versicherungs-Gesellschaft AG	100.00000
Zurich Immobilien-treuhand (Deutschland) GmbH		N/A	DEU	Zurich Deutscher Herold Lebensversicherung Aktiengesellschaft	100.00000
Zurich Insurance Company (U.K.) Limited		N/A	GBR	Zurich Versicherungs-Gesellschaft AG	100.00000
Zurich Insurance Company Escritorio de Representacao no Bras		N/A	BRA	Zurich Versicherungs-Gesellschaft AG	100.00000
Zurich Insurance Company Ltd., Representative Office Buenos Aires		N/A	ARG	Zurich Versicherungs-Gesellschaft AG	100.00000
Zurich Insurance Group Ltd.		N/A	CHE	Board of Directors	
Zurich Insurance Holdings (Hong Kong) Limited		N/A	HKG	Zurich Versicherungs-Gesellschaft AG	100.00000
Zurich Insurance Malaysia Berhad		N/A	MYS	Zurich Versicherungs-Gesellschaft AG	100.00000
Zurich Insurance plc	AA-1780059	N/A	IRL	Zurich Beteiligungs-Aktiengesellschaft (Deutschland)	25.07428
Zurich Insurance plc	AA-1780059	N/A	IRL	Zurich Holding Ireland Limited	70.40509
Zurich Insurance plc	AA-1780059	N/A	IRL	Zurich Insurance Company Ltd - Rappresentanza Generale per I	4.52063
Zurich Insurance plc, Representative Office Buenos Aires		N/A	ARG	Zurich Insurance plc	100.00000
Zurich Intermediary Group Limited		N/A	GBR	Zurich Financial Services (UKISA) Limited	99.99900
Zurich Intermediary Group Limited		N/A	GBR	Zurich Financial Services (UKISA) Nominees Limited	0.00100
Zurich International (UK) Limited	AA-1120018	N/A	GBR	Zurich Holdings (UK) Limited	100.00000
Zurich International Life Limited		N/A	GBR	Zurich Versicherungs-Gesellschaft AG	100.00000
Zurich International Pensions Administration Limited		N/A	IMN	Zurich International Life Limited	100.00000
Zurich Invest AG		N/A	CHE	Zurich Versicherungs-Gesellschaft AG	100.00000
Zurich Investment Management Limited		N/A	AUS	Zurich Australia Limited	100.00000
Zurich Investment Services Limited		N/A	BMU	Zurich Finance Company Ltd	100.00000
Zurich Investments Life S.p.A.		N/A	ITA	Zurich Insurance Company Ltd - Rappresentanza Generale per I	100.00000
ZURICH IRELAND MASTER TRUSTEE DESIGNATED ACTIVITY COMPANY		N/A	IRL	Zurich Life Assurance plc	100.00000
Zurich Italy S.p.A.		N/A	ITA	Zürich Versicherungs-Gesellschaft AG	100.00000
Zurich JVCompany Servicios Mexico, S.A. DE C.V.		N/A	MEX	Zurich Santander Seguros Mexico, S.A.	99.99800
Zurich JVCompany Servicios Mexico, S.A. DE C.V.		N/A	MEX	Zurich Vida, Compania de Seguros, S.A.	0.00200
Zurich Kotak General Insurance Company (India) Limited		N/A	IND	Zurich Shared Services Malaysia Sdn Bhd	0.00000
Zurich Kotak General Insurance Company (India) Limited		N/A	IND	Zürich Versicherungs-Gesellschaft AG	70.00000
Zurich Kotak General Insurance Company (India) Limited		N/A	IND	Zurich Finance Company AG	0.00000
Zurich Kotak General Insurance Company (India) Limited		N/A	IND	Zurich Services Malaysia Sdn Bhd	0.00000
Zurich Kotak General Insurance Company (India) Limited		N/A	IND	Zurich Australian Insurance Properties Pty Limited	0.00000
Zurich Kotak General Insurance Company (India) Limited		N/A	IND	Zurich Insurance Mobile Solutions AG	0.00000
Zurich Kunden Center GmbH		N/A	DEU	Zurich Beteiligungs-Aktiengesellschaft (Deutschland)	100.00000
Zurich Latin America Holding S.L. - Sociedad Unipersonal		N/A	ESP	Zurich Lebensversicherungs-Gesellschaft AG	100.00000
Zurich Latin American Services S.A.		N/A	ARG	Inversiones Suizo-Argentina S.A.	6.32000
Zurich Latin American Services S.A.		N/A	ARG	Zurich Versicherungs-Gesellschaft AG	93.68000
Zurich Lebensversicherungs-Gesellschaft AG		N/A	CHE	Zurich Versicherungs-Gesellschaft AG	100.00000
Zurich Legacy Solutions Services (UK) Limited		N/A	GBR	Zurich Versicherungs-Gesellschaft AG	100.00000
Zurich Life Assurance plc		N/A	IRL	Zurich Holding Ireland Limited	100.00000
Zurich Life Insurance (Hong Kong) Limited		N/A	HKG	Zürich Versicherungs-Gesellschaft AG	100.00000
Zurich Life Insurance Company Ltd., Representative office Buenos Aires		N/A	ARG	Zurich Lebensversicherungs-Gesellschaft AG	100.00000
Zurich Life Preparatory Japan Co. Ltd.		N/A	JPN	Zürich Lebensversicherungs-Gesellschaft AG	100.00000
Zurich LiveWell Services and Solutions AG		N/A	CHE	Zürich Versicherungs-Gesellschaft AG	100.00000
Zurich Management (Bermuda) Ltd		N/A	BMU	Zurich Versicherungs-Gesellschaft AG	100.00000
Zurich Management Services Limited		N/A	GBR	Zurich Holdings (UK) Limited	100.00000
Zurich Medical Analytics Pty Ltd		N/A	AUS	Zürich Versicherungs-Gesellschaft AG	100.00000
Zurich Minas Brasil Seguros S.A.		N/A	BRA	Zurich Versicherungs-Gesellschaft AG	100.00000
Zurich Pension Trustees Ireland Limited		N/A	IRL	Zurich Insurance plc	50.00000
Zurich Pension Trustees Ireland Limited		N/A	IRL	Zurich Trustee Services Limited	50.00000
Zurich Pension Trustees Limited		N/A	GBR	Zurich Assurance Ltd	100.00000
Zurich Pensions Management Limited		N/A	GBR	Allied Dunbar Assurance plc	100.00000
Zurich Pensionskassen-Beratung AG		N/A	CHE	Zurich Lebensversicherungs-Gesellschaft AG	100.00000
Zurich Professional Limited		N/A	GBR	Zurich Holdings (UK) Limited	100.00000
Zurich Project Finance (UK) Limited		N/A	GBR	Zürich Versicherungs-Gesellschaft AG	100.00000
Zurich Properties Pty Limited		N/A	AUS	Zurich Australia Limited	40.00056
Zurich Properties Pty Limited		N/A	AUS	Zurich Australian Insurance Limited	59.99944
Zurich Property Services Malaysia Sdn Bhd		N/A	MYS	Zurich Versicherungs-Gesellschaft AG	100.00000
Zurich Realty, Inc.	30-0165071	N/A	MD	Zurich Holding Company of America, Inc.	100.00000
Zurich Rechtsschutz-Schadenservice GmbH		N/A	DEU	Zurich Beteiligungs-Aktiengesellschaft (Deutschland)	100.00000
Zurich Resseguradora Brasil S.A.		N/A	BRA	Zurich Lebensversicherungs-Gesellschaft AG	0.00100
Zurich Resseguradora Brasil S.A.		N/A	BRA	Zurich Versicherungs-Gesellschaft AG	99.99900
Zurich Risk Management Services (India) Private Limited		N/A	IND	Zürich Rückversicherungs-Gesellschaft AG	1.00000
Zurich Risk Management Services (India) Private Limited		N/A	IND	Zurich Versicherungs-Gesellschaft AG	99.00000
Zurich Rückversicherungs-Gesellschaft AG		N/A	CHE	Zurich Versicherungs-Gesellschaft AG	100.00000
Zurich Sander Vermögensverwaltungs AG (Deutschland)		N/A	DEU	Zürich Beteiligungs-Aktiengesellschaft (Deutschland)	32.46000
Zurich Sander Vermögensverwaltungs AG (Deutschland)		N/A	DEU	Deutscher Herold Aktiengesellschaft	67.54000
Zurich Santander Brasil Seguros e Previdência S.A.		N/A	BRA	Zurich Latin America Holding S.L. - Sociedad Unipersonal	0.22007
Zurich Santander Brasil Seguros e Previdência S.A.		N/A	BRA	Zurich Santander Holding (Spain), S.L.	99.56848
Zurich Santander Brasil Seguros S.A.		N/A	BRA	Zurich Santander Brasil Seguros e Previdência S.A.	100.00000
Zurich Santander Holding (Spain), S.L.		N/A	ESP	Zurich Santander Insurance America, S.L.	100.00000
Zurich Santander Holding Dos (Spain), S.L.		N/A	ESP	Zurich Santander Insurance America, S.L.	100.00000
Zurich Santander Insurance America, S.L.		N/A	ESP	Zurich Latin America Holding S.L. - Sociedad Unipersonal	51.00000
Zurich Santander Seguros Argentina S.A.		N/A	ARG	Inversiones ZS America SpA	4.00000

**SCHEDULE Y - INFORMATION CONCERNING ACTIVITIES OF INSURER  
MEMBERS OF ZURICH INSURANCE GROUP  
PART 1 - ORGANIZATIONAL CHART**

Company	FEIN	NAIC	Domiciled	Ownership	%
Zurich Santander Seguros Argentina S.A.		N/A	ARG	Zurich Santander Insurance America, S.L.	96.00000
Zurich Santander Seguros de Vida Chile S.A.		N/A	CHL	Inversiones ZS America Dos Limitada	99.78173
Zurich Santander Seguros de Vida Chile S.A.		N/A	CHL	Inversiones ZS America SpA	0.21827
Zurich Santander Seguros Generales Chile S.A.		N/A	CHL	Inversiones ZS America Dos Limitada	99.50540
Zurich Santander Seguros Generales Chile S.A.		N/A	CHL	Inversiones ZS America SpA	0.49460
Zurich Santander Seguros Mexico, S.A.		N/A	MEX	Inversiones ZS America SpA	0.00053
Zurich Santander Seguros Mexico, S.A.		N/A	MEX	Zurich Santander Insurance America, S.L.	99.99947
Zurich Schweiz Services AG		N/A	CHE	Zürich Versicherungs-Gesellschaft AG	100.00000
Zurich Seguros Ecuador, S.A.		N/A	ECU	Zürich Versicherungs-Gesellschaft AG	100.00000
Zurich Seguros Rentas Vitalicias Chile S.A.		N/A	CHL	Zurich Servicios e Inversiones S.A	0.01000
Zurich Service GmbH		N/A	DEU	Zurich Versicherungs-Aktiengesellschaft	100.00000
Zurich Services (Australia) Pty Limited		N/A	AUS	Zurich Financial Services Australia Limited	100.00000
Zurich Services (Hong Kong) Limited		N/A	HKG	Zurich Insurance Holdings (Hong Kong) Limited	99.99714
Zurich Services (Hong Kong) Limited		N/A	HKG	Zürich Versicherungs-Gesellschaft AG	0.00286
Zurich Services A.I.E.		N/A	ESP	AIDE Asistencia Seguros y Reaseguros, S.A. - Sociedad Uniper	0.00100
Zurich Services A.I.E.		N/A	ESP	Bansabadell Pensiones, E.G.F.P, S.A.	0.00100
Zurich Services A.I.E.		N/A	ESP	Bansabadell Seguros Generales, S.A. de Seguros y Reaseguros	0.00100
Zurich Services A.I.E.		N/A	ESP	Bansabadell Vida S.A. de Seguros y Reaseguros	0.00100
Zurich Services A.I.E.		N/A	ESP	Zurich Insurance plc, Sucursal en Espana	97.18000
Zurich Services A.I.E.		N/A	ESP	Zurich Vida, Compañía de Seguros y Reaseguros, S.A. - Sociad	2.81600
Zurich Services Company (Pty) Ltd		N/A	AUS	Zürich Versicherungs-Gesellschaft AG	100.00000
Zurich Services US. LLC	35-2546417	N/A	DE	Farmers Group, Inc.	50.00000
Zurich Services US. LLC	35-2546417	N/A	DE	Zurich Holding Company of America, Inc.	50.00000
Zurich Servicios de Mexico, S.A. de C.V.		N/A	MEX	Zurich Vida, Compañia de Seguros, S.A.	90.00000
Zurich Servicios de Mexico, S.A. de C.V.		N/A	MEX	Zurich, Compañia de Seguros, S.A.	10.00000
ZURICH SERVICIOS DIRECTO ESPAÑA, S.L.		N/A	ESP	Zurich Insurance Mobile Solutions AG	100.00000
Zurich Servicios y Soporte México, S.A. de C.V.		N/A	MEX	Zürich Lebensversicherungs-Gesellschaft AG	0.02000
Zurich Servicios y Soporte México, S.A. de C.V.		N/A	MEX	Zürich Versicherungs-Gesellschaft AG	99.98000
Zurich Shared Services S.A.		N/A	CHL	Inversiones Suizo Chilena S.A.	99.98667
Zurich Shared Services S.A.		N/A	CHL	Zurich Investments Chile S.A.	0.01333
Zurich Sigorta A.S.		N/A	TUR	Zurich Versicherungs-Gesellschaft AG	100.00000
Zurich Small Amount and Short Term Insurance Ltd		N/A	JPN	Zürich Versicherungs-Gesellschaft AG	100.00000
Zurich South America Invest AB		N/A	SWE	Zurich Versicherungs-Gesellschaft AG	100.00000
Zurich Specialties London Limited		N/A	GBR	Zurich Holdings (UK) Limited	100.00000
Zurich Structured Finance, Inc.	98-0140278	N/A	DE	Zurich Finance Company Ltd	100.00000
Zurich Takaful Malaysia Berhad (ZTMB)		N/A	MYS	Zurich Versicherungs-Gesellschaft AG	100.00000
Zurich Technical and Consulting Services (Beijing) Co. Ltd.		N/A	CHN	Zurich Insurance Holdings (Hong Kong) Limited	100.00000
Zurich Technical Development (China) Limited		N/A	CHN	Zurich Insurance Holdings (Hong Kong) Limited	100.00000
Zurich Technology Malaysia Sdn Bhd		N/A	MYS	Zurich Technology Services Malaysia Sdn Bhd	100.00000
Zurich Technology Services Malaysia Sdn Bhd		N/A	MYS	Zurich Versicherungs-Gesellschaft AG	100.00000
Zurich Transitional Services Limited		N/A	GBR	Zurich Holdings (UK) Limited	100.00000
Zurich Travel Solutions Pty Limited		N/A	AUS	Zürich Versicherungs-Gesellschaft AG	100.00000
Zurich Treasury Services Limited		N/A	IRL	Zurich Financial Services EUB Holdings Limited	100.00000
Zurich Trustee Services Limited		N/A	IRL	Zurich Life Assurance plc	100.00000
Zurich UK General Employee Services Limited		N/A	GBR	Zurich UK General Services Limited	100.00000
Zurich UK General Services Limited		N/A	GBR	Zurich Holdings (UK) Limited	100.00000
Zurich US Select Financial and Insurance Agents Professional Liability Risk Purchasing Group, L		N/A	IL	Zurich Holding Company of America, Inc.	100.00000
Zurich Versicherungs-Aktiengesellschaft	AA-1220080	N/A	AUT	Zurich Versicherungs-Gesellschaft AG	99.98125
Zurich Versicherungs-Gesellschaft AG	AA-1460190	N/A	CHE	Zurich Insurance Group Ltd.	100.00000
Zurich Vida e Previdencia S.A.		N/A	BRA	Zurich Minas Brasil Seguros S.A.	100.00000
Zurich Vida, Compañia de Seguros y Reaseguros, S.A. - Sociad	AA-1840022	N/A	ESP	Zurich Lebensversicherungs-Gesellschaft AG	100.00000
Zurich Vida, Compañia de Seguros, S.A.	AA-2734111	N/A	MEX	Zurich Versicherungs-Gesellschaft AG	100.00000
Zurich Vorsorge-Beratungs und Vertriebs GmbH (Deutschland)		N/A	DEU	Zürich Beteiligungs-Aktiengesellschaft (Deutschland)	100.00000
Zurich Workplace Solutions (Middle East) Limited		N/A	ARE	Zurich International Life Limited	100.00000

Note 1: Farmers Insurance Exchange, formed and organized pursuant to California Insurance Code Section 1280, et seq., is owned by its policyholders. Its attorney-in-fact, Farmers Group, Inc., dba Farmers Underwriters Association, which is a subsidiary of Zurich Insurance Group Ltd. (See also Schedule Y, Part 1A)

Note 2: Farmers Texas County Mutual Insurance Company, formed and organized pursuant to Chapter 912 of the Texas Insurance Code, is managed by Farmers Group, Inc., dba Farmers Underwriters Association

Note 3: Fire Insurance Exchange, formed and organized pursuant to California Insurance Code Section 1280, et seq., is owned by its policyholders. Its attorney-in-fact, Fire Underwriters Association, which is a subsidiary of Zurich Insurance Group Ltd. (See also Schedule Y, Part 1A)

Note 4: Foremost County Mutual Insurance Company is a Texas County mutual insurance company managed by Foremost Insurance Company Grand Rapids, Michigan

Note 5: Foremost Lloyds of Texas is a Texas domiciled Lloyds insurer with ownership vested in its underwriters and with Farmers Lloyds, Inc. as its attorney-in-fact.

Note 6: Truck Insurance Exchange, formed and organized pursuant to California Insurance Code Section 1280, et seq., is owned by its policyholders. Its attorney-in-fact, Truck Underwriters Association, which is a subsidiary of Zurich Insurance Group Ltd. (See also Schedule Y, Part 1A)

Note 7: Farmers Lloyds Insurance Company of Texas is a Texas company managed by Farmers Lloyds, Inc.

Note 8: Zurich Versicherungs-Gesellschaft AG also known as Zurich Insurance Company, Ltd operates branches in the following countries: Spain, Italy, Canada, Hong Kong, Ireland, Japan, and Singapore. It also operates a management entity Alpina International in Switzerland.

Note 9: Zurich Versicherungs-Aktiengesellschaft operates a branch in Germany

STATEMENT AS OF MARCH 31, 2026 OF THE FARMERS PROPERTY AND CASUALTY INSURANCE COMPANY

**SCHEDULE Y**

**PART 1A - DETAILS OF INSURANCE HOLDING COMPANY SYSTEM**

1	2	3	4	5	6	7	8	9	10	11	12	13	14	15	16
Group Code	Group Name	NAIC Company Code	ID Number	Federal RSSD	CIK	Name of Securities Exchange if Publicly Traded (U.S. or International)	Names of Parent, Subsidiaries Or Affiliates	Domiciliary Location	Relationship to Reporting Entity	Directly Controlled by (Name of Entity/Person)	Type of Control (Ownership, Board, Management, Attorney-in-Fact, Influence, Other)	If Control is Ownership Provide Percentage	Ultimate Controlling Entity(ies)/Person(s)	Is an SCA Filing Required? (Yes/No)	*
		00000	82-3606914				11930 Narcoossee Road, LLC	DE	NIA	Mid-Century Insurance Company	Ownership	100.000	Farmers Insurance Exchange	NO	
		00000	86-3957205				12225 NE 60th Way, LLC	DE	NIA	Truck Insurance Exchange	Ownership	100.000	Farmers Insurance Exchange	NO	
		00000	47-3820947				17885 Von Karman, LLC	CA	NIA	Farmers Insurance Exchange	Ownership	100.000	Farmers Insurance Exchange	NO	
		00000	82-2860816				201 Railroad Ave, LLC	DE	NIA	Farmers Insurance Exchange	Ownership	100.000	Farmers Insurance Exchange	NO	
0069	Farmers Insurance Group	36404	95-4136306				21st Century Casualty Company	CA	IA	21st Century Insurance Group	Ownership	100.000	Farmers Insurance Exchange	NO	
0069	Farmers Insurance Group	34789	23-2044095				21st Century Centennial Insurance Company	PA	IA	Mid-Century Insurance Company	Ownership	100.000	Farmers Insurance Exchange	NO	
0069	Farmers Insurance Group	12963	95-2565072				21st Century Insurance Company	CA	IA	21st Century Insurance Group	Ownership	100.000	Farmers Insurance Exchange	NO	
		00000	95-1935264				21st Century Insurance Group	DE	NIA	Mid-Century Insurance Company	Ownership	100.000	Farmers Insurance Exchange	YES	
							21st Century North America Insurance Company								
0069	Farmers Insurance Group	32220	13-3333609					NY	IA	Mid-Century Insurance Company	Ownership	100.000	Farmers Insurance Exchange	NO	
										21st Century North America Insurance Company					
0069	Farmers Insurance Group	10710	13-3922232				21st Century Pinnacle Insurance Company	NJ	IA	Company	Ownership	100.000	Farmers Insurance Exchange	NO	
0069	Farmers Insurance Group	20796	22-1721971				21st Century Premier Insurance Company	PA	IA	21st Century Centennial Insurance Company	Ownership	100.000	Farmers Insurance Exchange	NO	
		00000	92-1475501				2475 Mill Center Parkway, LLC	DE	NIA	Farmers Insurance Exchange	Ownership	100.000	Farmers Insurance Exchange	NO	
		00000	92-1508649				280 Riverside Parkway, LLC	DE	NIA	Farmers Insurance Exchange	Ownership	100.000	Farmers Insurance Exchange	NO	
		00000	88-4349711				3049 East Washburn Road, LLC	DE	NIA	Farmers Insurance Exchange	Ownership	100.000	Farmers Insurance Exchange	NO	
		00000	92-1207495				3195 East Washburn Road, LLC	DE	NIA	Farmers Insurance Exchange	Ownership	100.000	Farmers Insurance Exchange	NO	
		00000	39-4069521				3330 Oak Grove Avenue, LLC	DE	NIA	Mid-Century Insurance Company	Ownership	100.000	Farmers Insurance Exchange	NO	
		00000	81-0741455				384 Santa Trinita Ave, LLC	DE	NIA	Fire Insurance Exchange	Ownership	100.000	Farmers Insurance Exchange	NO	
		00000	92-1554532				4345 Hamilton Mill Road, LLC	DE	NIA	Farmers Insurance Exchange	Ownership	100.000	Farmers Insurance Exchange	NO	
		00000	92-1590378				475 Riverside Parkway, LLC	DE	NIA	Mid-Century Insurance Company	Ownership	100.000	Farmers Insurance Exchange	NO	
		00000	39-4408102				47548 Kato Road, LLC	DE	NIA	Farmers Insurance Exchange	Ownership	100.000	Farmers Insurance Exchange	NO	
		00000	82-4386531				6671-6675 North Macarthur Blvd, LLC	DE	NIA	Mid-Century Insurance Company	Ownership	100.000	Farmers Insurance Exchange	NO	
0069	Farmers Insurance Group	10245	86-0812982				American Federation Insurance Company	TX	IA	21st Century Insurance Group	Ownership	100.000	Farmers Insurance Exchange	NO	
0069	Farmers Insurance Group	10805	13-3953213				American Pacific Insurance Company, Inc.	HI	IA	Farmers Insurance Hawaii, Inc.	Ownership	100.000	Farmers Insurance Exchange	NO	
0069	Farmers Insurance Group	11034	34-1893500				Bristol West Casualty Insurance Company	OH	IA	Coast National Insurance Company	Ownership	100.000	Farmers Insurance Exchange	NO	
		00000	13-3994449				Bristol West Holdings, Inc.	DE	NIA	Farmers Insurance Exchange	Ownership	42.000	Farmers Insurance Exchange	YES	
		00000	13-3994449				Bristol West Holdings, Inc.	DE	NIA	Fire Insurance Exchange	Ownership	3.750	Farmers Insurance Exchange	YES	
		00000	13-3994449				Bristol West Holdings, Inc.	DE	NIA	Truck Insurance Exchange	Ownership	6.750	Farmers Insurance Exchange	YES	
		00000	13-3994449				Bristol West Holdings, Inc.	DE	NIA	Mid-Century Insurance Company	Ownership	47.500	Farmers Insurance Exchange	YES	
0069	Farmers Insurance Group	19658	38-1865162				Bristol West Insurance Company	OH	IA	Coast National Insurance Company	Ownership	100.000	Farmers Insurance Exchange	NO	
							Bristol West Insurance Services of California, Inc.	CA	NIA	Bristol West Holdings, Inc.	Ownership	100.000	Farmers Insurance Exchange	NO	
		00000	65-0880876				Bristol West Insurance Services of Florida	FL	NIA	Bristol West Holdings, Inc.	Ownership	100.000	Farmers Insurance Exchange	NO	
0069	Farmers Insurance Group	12774	86-1174452				Bristol West Preferred Insurance Company	MI	IA	Bristol West Holdings, Inc.	Ownership	100.000	Farmers Insurance Exchange	NO	
		00000	65-1142050				BW GP, LLC	DE	NIA	Bristol West Holdings, Inc.	Ownership	100.000	Farmers Insurance Exchange	NO	
		00000	65-0919338				BWIS of Nevada, Inc.	NV	NIA	Bristol West Holdings, Inc.	Ownership	100.000	Farmers Insurance Exchange	NO	
0069	Farmers Insurance Group	10315	95-4528269				Civic Property and Casualty Company	CA	IA	Fire Insurance Exchange	Ownership	80.000	Fire Insurance Exchange	NO	
0069	Farmers Insurance Group	10315	95-4528269				Civic Property and Casualty Company	CA	IA	Truck Insurance Exchange	Ownership	20.000	Fire Insurance Exchange	NO	
		00000	76-0543593				Coast National General Agency, Inc.	TX	NIA	Bristol West Holdings, Inc.	Ownership	100.000	Farmers Insurance Exchange	NO	
		00000	33-0246699				Coast National Holding Company	CA	NIA	Bristol West Holdings, Inc.	Ownership	100.000	Farmers Insurance Exchange	NO	
0069	Farmers Insurance Group	25089	33-0246701				Coast National Insurance Company	CA	IA	Coast National Holding Company	Ownership	100.000	Farmers Insurance Exchange	NO	
							Coast National Insurance Company			Farmers Property and Casualty Insurance Company					
0069	Farmers Insurance Group	22926	36-1022580				Economy Fire & Casualty Company	IL	DS	Company	Ownership	100.000	Farmers Insurance Exchange	NO	
0069	Farmers Insurance Group	38067	36-3027848				Economy Preferred Insurance Company	IL	DS	Economy Fire & Casualty Company	Ownership	100.000	Farmers Insurance Exchange	NO	
0069	Farmers Insurance Group	40649	36-3105737				Economy Premier Assurance Company	IL	DS	Economy Fire & Casualty Company	Ownership	100.000	Farmers Insurance Exchange	NO	
0069	Farmers Insurance Group	10318	95-4528266				Exact Property and Casualty Company	CA	IA	Fire Insurance Exchange	Ownership	80.000	Fire Insurance Exchange	NO	
0069	Farmers Insurance Group	10318	95-4528266				Exact Property and Casualty Company	CA	IA	Truck Insurance Exchange	Ownership	20.000	Fire Insurance Exchange	NO	

STATEMENT AS OF MARCH 31, 2026 OF THE FARMERS PROPERTY AND CASUALTY INSURANCE COMPANY

**SCHEDULE Y**

**PART 1A - DETAILS OF INSURANCE HOLDING COMPANY SYSTEM**

1	2	3	4	5	6	7	8	9	10	11	12	13	14	15	16
Group Code	Group Name	NAIC Company Code	ID Number	Federal RSSD	CIK	Name of Securities Exchange if Publicly Traded (U.S. or International)	Names of Parent, Subsidiaries Or Affiliates	Domi-ciliary Location	Relation-ship to Reporting Entity	Directly Controlled by (Name of Entity/Person)	Type of Control (Ownership, Board, Management, Attorney-in-Fact, Influence, Other)	If Control is Ownership Provide Percentage	Ultimate Controlling Entity(ies)/Person(s)	Is an SCA Filing Re-quired? (Yes/No)	*
		00000	33-4754819				Farmers Asset Management, LLC	NW	NIA	FFS Holding, LLC	Ownership	100.000	Farmers Insurance Exchange	NO	
0069	Farmers Insurance Group	40169	05-0393243				Farmers Casualty Insurance Company	RI	DS	Farmers Property and Casualty Insurance Company	Ownership	100.000	Farmers Insurance Exchange	NO	
0069	Farmers Insurance Group	25321	23-1903575				Farmers Direct Property and Casualty Insurance Company	RI	DS	Farmers Property and Casualty Insurance Company	Ownership	100.000	Farmers Insurance Exchange	NO	
		00000	77-0530616				Farmers Financial Solutions, LLC	NW	NIA	FFS Holding, LLC	Ownership	100.000	Farmers Insurance Exchange	NO	
0069	Farmers Insurance Group	34339	13-2915260				Farmers Group Property and Casualty Insurance Company	RI	DS	Farmers Property and Casualty Insurance Company	Ownership	100.000	Farmers Insurance Exchange	NO	
0069	Farmers Insurance Group	21598	95-2626387				Farmers Insurance Company of Arizona	AZ	IA	Farmers Insurance Exchange	Ownership	70.000	Farmers Insurance Exchange	NO	
0069	Farmers Insurance Group	21598	95-2626387				Farmers Insurance Company of Arizona	AZ	IA	Truck Insurance Exchange	Ownership	20.000	Farmers Insurance Exchange	NO	
0069	Farmers Insurance Group	21598	95-2626387				Farmers Insurance Company of Arizona	AZ	IA	Fire Insurance Exchange	Ownership	10.000	Farmers Insurance Exchange	NO	
0069	Farmers Insurance Group	21601	95-2626385				Farmers Insurance Company of Idaho	ID	IA	Farmers Insurance Exchange	Ownership	80.000	Farmers Insurance Exchange	NO	
0069	Farmers Insurance Group	21601	95-2626385				Farmers Insurance Company of Idaho	ID	IA	Fire Insurance Exchange	Ownership	6.700	Farmers Insurance Exchange	NO	
0069	Farmers Insurance Group	21601	95-2626385				Farmers Insurance Company of Idaho	ID	IA	Truck Insurance Exchange	Ownership	13.300	Farmers Insurance Exchange	NO	
0069	Farmers Insurance Group	21636	95-2655893				Farmers Insurance Company of Oregon	OR	IA	Farmers Insurance Exchange	Ownership	80.000	Farmers Insurance Exchange	NO	
0069	Farmers Insurance Group	21636	95-2655893				Farmers Insurance Company of Oregon	OR	IA	Truck Insurance Exchange	Ownership	20.000	Farmers Insurance Exchange	NO	
0069	Farmers Insurance Group	21644	95-2655894				Farmers Insurance Company of Washington	WA	IA	Fire Insurance Exchange	Ownership	80.000	Fire Insurance Exchange	NO	
0069	Farmers Insurance Group	21644	95-2655894				Farmers Insurance Company of Washington	WA	IA	Truck Insurance Exchange	Ownership	20.000	Fire Insurance Exchange	NO	
0069	Farmers Insurance Group	21628	48-0609012				Farmers Insurance Company, Inc.	KS	IA	Farmers Insurance Exchange	Ownership	90.000	Farmers Insurance Exchange	NO	
0069	Farmers Insurance Group	21628	48-0609012				Farmers Insurance Company, Inc.	KS	IA	Fire Insurance Exchange	Ownership	10.000	Farmers Insurance Exchange	NO	
0069	Farmers Insurance Group	21652	95-2575893				Farmers Insurance Exchange	CA	UDP	See Note 1	Other	0.000		NO	
0069	Farmers Insurance Group	28487	22-2640040				Farmers Insurance Hawaii, Inc.	HI	IA	Mid-Century Insurance Company	Ownership	100.000	Farmers Insurance Exchange	NO	
0069	Farmers Insurance Group	36889	31-0956373				Farmers Insurance of Columbus, Inc.	OH	IA	Farmers Insurance Exchange	Ownership	100.000	Farmers Insurance Exchange	NO	
0069	Farmers Insurance Group	13938	75-2483187				Farmers Lloyds Insurance Company of Texas	TX	DS	See Note 8	Attorney In Fact	0.000	Farmers Insurance Exchange	YES	
		00000	05-0476998				Farmers Lloyds, Inc.	TX	NIA	Farmers Property and Casualty Insurance Company	Ownership	100.000	Farmers Insurance Exchange	NO	
0069	Farmers Insurance Group	10806	36-4165395				Farmers New Century Insurance Company	IL	IA	Illinois Farmers Insurance Company	Ownership	100.000	Farmers Insurance Exchange	NO	
0069	Farmers Insurance Group	26298	13-2725441				Farmers Property and Casualty Insurance Company	RI	RE	Farmers Insurance Exchange	Ownership	80.000	Farmers Insurance Exchange	NO	
0069	Farmers Insurance Group	26298	13-2725441				Farmers Property and Casualty Insurance Company	RI	RE	Truck Insurance Exchange	Ownership	10.000	Farmers Insurance Exchange	NO	
0069	Farmers Insurance Group	26298	13-2725441				Farmers Property and Casualty Insurance Company	RI	RE	Fire Insurance Exchange	Ownership	10.000	Farmers Insurance Exchange	NO	
0069	Farmers Insurance Group	43699	59-2326047				Farmers Specialty Insurance Company	MI	IA	Foremost Insurance Company Grand Rapids, Michigan	Ownership	100.000	Farmers Insurance Exchange	NO	
0069	Farmers Insurance Group	24392	74-1067657				Farmers Texas County Mutual Insurance Company	TX	IA	See Note 2	Management	0.000	Farmers Insurance Exchange	NO	
		00000	27-0342907				FCOA, LLC	DE	NIA	Foremost Insurance Company Grand Rapids, Michigan	Ownership	100.000	Farmers Insurance Exchange	YES	
		00000	77-0530617				FFS Holding, LLC	NW	NIA	Mid-Century Insurance Company	Ownership	100.000	Farmers Insurance Exchange	YES	
0069	Farmers Insurance Group	21660	95-6235715				Fire Insurance Exchange	CA	IA	See Note 3	Other	0.000		NO	
0069	Farmers Insurance Group	29254	38-1721730				Foremost County Mutual Insurance Company	TX	IA	See Note 4	Management	0.000	Farmers Insurance Exchange	NO	
0069	Farmers Insurance Group	11185	38-1407533				Foremost Insurance Company Grand Rapids, Michigan	MI	IA	Farmers Insurance Exchange	Ownership	80.000	Farmers Insurance Exchange	NO	
0069	Farmers Insurance Group	11185	38-1407533				Foremost Insurance Company Grand Rapids, Michigan	MI	IA	Fire Insurance Exchange	Ownership	10.000	Farmers Insurance Exchange	NO	
0069	Farmers Insurance Group	11185	38-1407533				Foremost Insurance Company Grand Rapids, Michigan	MI	IA	Truck Insurance Exchange	Ownership	10.000	Farmers Insurance Exchange	NO	
0069	Farmers Insurance Group	41688	75-1779175				Foremost Lloyds of Texas	TX	IA	See Note 5	Management	0.000	Farmers Insurance Exchange	NO	

STATEMENT AS OF MARCH 31, 2026 OF THE FARMERS PROPERTY AND CASUALTY INSURANCE COMPANY

**SCHEDULE Y**

**PART 1A - DETAILS OF INSURANCE HOLDING COMPANY SYSTEM**

1	2	3	4	5	6	7	8	9	10	11	12	13	14	15	16
Group Code	Group Name	NAIC Company Code	ID Number	Federal RSSD	CIK	Name of Securities Exchange if Publicly Traded (U.S. or International)	Names of Parent, Subsidiaries Or Affiliates	Domiciliary Location	Relationship to Reporting Entity	Directly Controlled by (Name of Entity/Person)	Type of Control (Ownership, Board, Management, Attorney-in-Fact, Influence, Other)	If Control is Ownership Provide Percentage	Ultimate Controlling Entity(ies)/Person(s)	Is an SCA Filing Required? (Yes/No)	*
.0069	Farmers Insurance Group	11800	35-1604635				Foremost Property and Casualty Insurance Company	MI	IA	Foremost Insurance Company Grand Rapids, Michigan	Ownership	100.000	Farmers Insurance Exchange	NO	
.0069	Farmers Insurance Group	41513	38-2430150				Foremost Signature Insurance Company	MI	IA	Foremost Insurance Company Grand Rapids, Michigan	Ownership	100.000	Farmers Insurance Exchange	NO	
		00000	99-0083322				Hawaii Insurance Consultants, Ltd.	HI	NIA	Mid-Century Insurance Company	Ownership	100.000	Farmers Insurance Exchange	YES	
		00000	83-3256280				HelpPoint Claims Services, LLC	DE	NIA	Mid-Century Insurance Company	Ownership	100.000	Farmers Insurance Exchange	NO	
.0069	Farmers Insurance Group	21679	36-2661515				Illinois Farmers Insurance Company	IL	IA	Farmers Insurance Exchange	Ownership	100.000	Farmers Insurance Exchange	NO	
		00000	65-0881673				Insurance Data Systems, G.P.	FL	NIA	Bristol West Holdings, Inc.	Ownership	99.900	Farmers Insurance Exchange	NO	
		00000	65-0881673				Insurance Data Systems, G.P.	FL	NIA	BW GP, LLC	Ownership	0.100	Farmers Insurance Exchange	NO	
		00000	85-2377860				MC Maple Tree, LLC	DE	NIA	Mid-Century Insurance Company	Ownership	100.000	Farmers Insurance Exchange	NO	
.0069	Farmers Insurance Group	21687	95-6016640				Mid-Century Insurance Company	CA	IA	Farmers Insurance Exchange	Ownership	80.000	Farmers Insurance Exchange	NO	
.0069	Farmers Insurance Group	21687	95-6016640				Mid-Century Insurance Company	CA	IA	Fire Insurance Exchange	Ownership	10.000	Farmers Insurance Exchange	NO	
.0069	Farmers Insurance Group	21687	95-6016640				Mid-Century Insurance Company	CA	IA	Truck Insurance Exchange	Ownership	10.000	Farmers Insurance Exchange	NO	
.0069	Farmers Insurance Group	28673	74-2448744				Mid-Century Insurance Company of Texas	TX	IA	Farmers Insurance Exchange	Ownership	100.000	Farmers Insurance Exchange	NO	
.0069	Farmers Insurance Group	10317	95-4528264				Neighborhood Spirit Property and Casualty Company	CA	IA	Fire Insurance Exchange	Ownership	80.000	Fire Insurance Exchange	NO	
.0069	Farmers Insurance Group	10317	95-4528264				Neighborhood Spirit Property and Casualty Company	CA	IA	Truck Insurance Exchange	Ownership	20.000	Fire Insurance Exchange	NO	
		00000	93-3089898				Northwest Distribution Center Apopka Road, LLC	DE	NIA	Farmers Insurance Exchange	Ownership	100.000	Farmers Insurance Exchange	NO	
.0069	Farmers Insurance Group	33120	65-0109120				Security National Insurance Company	FL	IA	Bristol West Holdings, Inc.	Ownership	100.000	Farmers Insurance Exchange	NO	
.0069	Farmers Insurance Group	21695	94-1663548				Texas Farmers Insurance Company	TX	IA	Farmers Insurance Exchange	Ownership	86.280	Farmers Insurance Exchange	NO	
.0069	Farmers Insurance Group	21695	94-1663548				Texas Farmers Insurance Company	TX	IA	Mid-Century Insurance Company	Ownership	13.720	Farmers Insurance Exchange	NO	
.0069	Farmers Insurance Group	44245	13-3551577				Toggle Insurance Company	DE	IA	Mid-Century Insurance Company	Ownership	100.000	Farmers Insurance Exchange	NO	
.0069	Farmers Insurance Group	21709	95-2575892				Truck Insurance Exchange	CA	IA	See Note 6	Other	0.000		NO	
	***THE FOLLOWING ARE ZURICH INSURANCE GROUP ENTITIES WITHIN NAIC GROUP CODE "0212" AND ARE NOT INCLUDED IN FARMERS INSURANCE GROUP WITHIN NAIC GROUP CODE "0069"						***			***		0.000	***		
		00000	88-2246655				3PZ Holdings, LLC	DE	OTH	ZSF/Dallas Tower LLC	Ownership	63.770	Zurich Insurance Group Ltd.	NO	11
		00000					Access Franchise Management Limited	GBR	OTH	Zurich Assurance Ltd	Ownership	100.000	Zurich Insurance Group Ltd.	NO	11
		00000					ACN 000 141 051 Ltd.	AUS	OTH	Zurich Financial Services Australia Limited	Ownership	100.000	Zurich Insurance Group Ltd.	NO	11
		00000					Afterland Limited	GBR	OTH	Zurich Assurance Ltd	Ownership	100.000	Zurich Insurance Group Ltd.	NO	11
		00000					AG Haus der Wirtschaft	CHE	OTH	Zurich Versicherungs-Gesellschaft AG	Ownership	8.163	Zurich Insurance Group Ltd.	NO	11
		00000					AIG Travel Asia Pacific Pte. Ltd.	SGP	OTH	Zurich Cover-More Global Travel, Inc.	Ownership	100.000	Zurich Insurance Group Ltd.	NO	11
		00000					AIG Travel Assist Consulting (Shanghai) Co., Ltd.	CHN	OTH	Zurich Cover-More Global Travel, Inc.	Ownership	100.000	Zurich Insurance Group Ltd.	NO	11
		00000					AIG Travel Assist Malaysia Sdn. Bhd.	MYS	OTH	Zurich Cover-More Global Travel, Inc.	Ownership	100.000	Zurich Insurance Group Ltd.	NO	11
		00000					Allied Dunbar Assurance plc	GBR	OTH	Zurich Financial Services (UKISA) Nominees Limited	Ownership	100.000	Zurich Insurance Group Ltd.	NO	11
		00000					Allied Dunbar Financial Services Limited	GBR	OTH	Allied Dunbar Assurance plc	Ownership	100.000	Zurich Insurance Group Ltd.	NO	11
		00000					Allied Dunbar Provident plc	GBR	OTH	Allied Dunbar Assurance plc	Ownership	100.000	Zurich Insurance Group Ltd.	NO	11
		00000					Allied Zurich Holdings Limited	JEY	OTH	Zurich Versicherungs-Gesellschaft AG	Ownership	100.000	Zurich Insurance Group Ltd.	NO	11
		00000					Allied Zurich Limited	GBR	OTH	Zurich Insurance Group Ltd.	Ownership	100.000	Zurich Insurance Group Ltd.	NO	11
.0212	Zurich U.S. Insurance Pool Group	26247	36-6071400				American Guarantee and Liability Insurance Company	NY	OTH	Zurich American Insurance Company	Ownership	100.000	Zurich Insurance Group Ltd.	YES	11
.0212	Zurich U.S. Insurance Pool Group	40142	36-3141762				American Zurich Insurance Company	IL	OTH	Steadfast Insurance Company	Ownership	100.000	Zurich Insurance Group Ltd.	YES	11

STATEMENT AS OF MARCH 31, 2026 OF THE FARMERS PROPERTY AND CASUALTY INSURANCE COMPANY

**SCHEDULE Y**

**PART 1A - DETAILS OF INSURANCE HOLDING COMPANY SYSTEM**

1	2	3	4	5	6	7	8	9	10	11	12	13	14	15	16
Group Code	Group Name	NAIC Company Code	ID Number	Federal RSSD	CIK	Name of Securities Exchange if Publicly Traded (U.S. or International)	Names of Parent, Subsidiaries Or Affiliates	Domiciliary Location	Relationship to Reporting Entity	Directly Controlled by (Name of Entity/Person)	Type of Control (Ownership, Board, Management, Attorney-in-Fact, Influence, Other)	If Control is Ownership Provide Percentage	Ultimate Controlling Entity(ies)/Person(s)	Is an SCA Filing Required? (Yes/No)	*
		00000					Applyhere Pty Ltd	.AUS	OTH	Davidson Trahair Holding Pty Ltd	Ownership	100.000	Zurich Insurance Group Ltd.	NO	11
		00000					Ashdale Land and Property Company Limited	.GBR	OTH	Zurich Insurance plc	Ownership	100.000	Zurich Insurance Group Ltd.	NO	11
		00000					Asistbras S/A Assist ncia ao Viajante	.BRA	OTH	Travel Ace Internacional de Servicios S.A.	Ownership	65.000	Zurich Insurance Group Ltd.	NO	11
		00000					Assistance Online Pte. Ltd	.SGP	OTH	Customer Care Assistance Pty Ltd	Ownership	100.000	Zurich Insurance Group Ltd.	NO	11
		00000					ASTIS Holdings Limited	.AUS	OTH	Cover-More Finance Pty Limited	Ownership	100.000	Zurich Insurance Group Ltd.	NO	11
		00000	36-4851720				Aust Office 1, LLC	.DE	OTH	Zurich American Insurance Company	Ownership	100.000	Zurich Insurance Group Ltd.	NO	11
		00000					autoSense AG	.CHE	OTH	Zürich Versicherungs-Gesellschaft AG	Ownership	33.330	Zurich Insurance Group Ltd.	NO	11
		00000					Ballykilliane Holdings Limited	.IRL	OTH	Zurich Insurance plc	Ownership	100.000	Zurich Insurance Group Ltd.	NO	11
		00000					Bansabadell Pensiones, E.G.F.P, S.A.	.ESP	OTH	Zurich Vida, Compañia de Seguros y Reaseguros, S.A. - Sociad	Ownership	50.000	Zurich Insurance Group Ltd.	NO	11
		00000					Bansabadell Seguros Generales, S.A. de Seguros y Reaseguros	.ESP	OTH	Zurich Versicherungs-Gesellschaft AG	Ownership	50.000	Zurich Insurance Group Ltd.	NO	11
		00000					Bansabadell Servicios Auxiliares De Seguros, S.L.	.ESP	OTH	Bansabadell Seguros Generales, S.A. de Seguros y Reaseguros	Ownership	100.000	Zurich Insurance Group Ltd.	NO	11
		00000					Bansabadell Vida S.A. de Seguros y Reaseguros	.ESP	OTH	Zurich Vida, Compañia de Seguros y Reaseguros, S.A. - Sociad	Ownership	50.000	Zurich Insurance Group Ltd.	NO	11
		00000	43-1796357				Benefit Finance Partners, L.L.C.	.DE	OTH	Zurich Benefit Finance LLC	Ownership	50.000	Zurich Insurance Group Ltd.	NO	11
		00000	13-4097988				BFP Securities LLC	.DE	OTH	Benefit Finance Partners, L.L.C.	Ownership	100.000	Zurich Insurance Group Ltd.	NO	11
		00000					Bloomington Office LP	.DE	OTH	Zurich Structured Finance, Inc.	Ownership	99.000	Zurich Insurance Group Ltd.	NO	11
		00000	46-4107268				Bloomington Office MGP Manager, Inc	.DE	OTH	Zurich Structured Finance, Inc.	Ownership	100.000	Zurich Insurance Group Ltd.	NO	11
		00000					Bloomington Office MGP, LLC	.DE	OTH	Bloomington Office MGP Manager, Inc	Ownership	1.000	Zurich Insurance Group Ltd.	NO	11
		00000					Bloomington Office MGP, LLC	.DE	OTH	Zurich Structured Finance, Inc.	Ownership	99.000	Zurich Insurance Group Ltd.	NO	11
		00000					Blue Insurance Australia Pty Ltd	.AUS	OTH	Blue Insurance Limited	Ownership	100.000	Zurich Insurance Group Ltd.	NO	11
		00000					Blue Insurance Limited	.IRL	OTH	Cover-More Australia Pty Ltd	Ownership	97.610	Zurich Insurance Group Ltd.	NO	11
		00000					Blue Marble Micro Limited	.GBR	OTH	Zürich Versicherungs-Gesellschaft AG	Ownership	100.000	Zurich Insurance Group Ltd.	NO	11
		00000					Blue Marble Microinsurance, Inc.	.DE	OTH	Blue Marble Micro Limited	Ownership	100.000	Zurich Insurance Group Ltd.	NO	11
		00000					Bonus Pensionskassen Aktiengesellschaft	.AUT	OTH	Zurich Versicherungs-Aktiengesellschaft	Ownership	87.500	Zurich Insurance Group Ltd.	NO	11
		00000					BONUS Vorsorgekasse AG	.AUT	OTH	Zurich Versicherungs-Aktiengesellschaft	Ownership	50.000	Zurich Insurance Group Ltd.	NO	11
		00000	47-2289489				BOS Apt 1, LLC	.DE	OTH	Zurich American Insurance Company	Ownership	100.000	Zurich Insurance Group Ltd.	NO	11
		00000	47-2445859				BOS Apt 2, LLC	.DE	OTH	Zurich American Insurance Company	Ownership	100.000	Zurich Insurance Group Ltd.	NO	11
		00000	47-2483669				BOS Office 3, LLC	.DE	OTH	Farmers New World Life Insurance Company	Ownership	100.000	Zurich Insurance Group Ltd.	NO	11
		00000	37-1849541				BOS Office 4, LLC	.DE	OTH	Zurich American Insurance Company	Ownership	100.000	Zurich Insurance Group Ltd.	NO	11
		00000	39-3818568				BOS Office 5, LLC	.DE	OTH	American Zurich Insurance Company	Ownership	100.000	Zurich Insurance Group Ltd.	NO	11
		00000	47-4684158				BOS Retail 1, LLC	.DE	OTH	Zurich American Insurance Company	Ownership	100.000	Zurich Insurance Group Ltd.	NO	11
		00000					Boxx Cyber Services Middle East Ltd	.ARE	OTH	Boxx Insurance Inc.	Ownership	100.000	Zurich Insurance Group Ltd.	NO	11
		00000					Boxx Insurance Inc.	.CAN	OTH	Zürich Versicherungs-Gesellschaft AG	Ownership	33.333	Zurich Insurance Group Ltd.	NO	11
		00000	87-3332812				Boxx Insurance LLC	.FL	OTH	Boxx Insurance Inc.	Ownership	100.000	Zurich Insurance Group Ltd.	NO	11
		00000					Boxx Services PTE Limited	.SGP	OTH	Boxx Insurance Inc.	Ownership	100.000	Zurich Insurance Group Ltd.	NO	11
		00000					Boxx Solutions LLC	.FL	OTH	Boxx Insurance LLC	Ownership	100.000	Zurich Insurance Group Ltd.	NO	11
		00000					Bristlecourt Limited	.GBR	OTH	Zurich Assurance Ltd	Ownership	100.000	Zurich Insurance Group Ltd.	NO	11
		00000					brokerbusiness.ch AG	.CHE	OTH	Zürich Versicherungs-Gesellschaft AG	Ownership	25.000	Zurich Insurance Group Ltd.	NO	11
		00000					Cayley Aviation Ltd.	.BMU	OTH	Zurich Insurance Company Ltd, Bermuda	Ownership	100.000	Zurich Insurance Group Ltd.	NO	11
		00000					Celta Assistance SL	.ESP	OTH	Branch	Ownership	100.000	Zurich Insurance Group Ltd.	NO	11
		00000	13-4038482				Centre Group Holdings (U.S.) Limited	.DE	OTH	Universal Assistance S.A.	Ownership	100.000	Zurich Insurance Group Ltd.	NO	11
.0212	Zurich Ins Group	34649	13-2653231				Centre Insurance Company	.DE	OTH	Zurich Structured Finance, Inc.	Ownership	100.000	Zurich Insurance Group Ltd.	NO	11
		00000					Centre Life Insurance Company	.MA	OTH	Centre Solutions (U.S.) Limited	Ownership	100.000	Zurich Insurance Group Ltd.	NO	11
.0212	Zurich Ins Group	80896	04-1589940				Centre Reinsurance (U.S.) Limited	.BMU	OTH	Centre Group Holdings (U.S.) Limited	Ownership	100.000	Zurich Insurance Group Ltd.	NO	11
		00000	98-0153536				Centre Solutions (Bermuda) Limited	.BMU	OTH	Zurich Finance Company Ltd	Ownership	100.000	Zurich Insurance Group Ltd.	NO	11

STATEMENT AS OF MARCH 31, 2026 OF THE FARMERS PROPERTY AND CASUALTY INSURANCE COMPANY

**SCHEDULE Y**

**PART 1A - DETAILS OF INSURANCE HOLDING COMPANY SYSTEM**

1	2	3	4	5	6	7	8	9	10	11	12	13	14	15	16
Group Code	Group Name	NAIC Company Code	ID Number	Federal RSSD	CIK	Name of Securities Exchange if Publicly Traded (U.S. or International)	Names of Parent, Subsidiaries Or Affiliates	Domiciliary Location	Relationship to Reporting Entity	Directly Controlled by (Name of Entity/Person)	Type of Control (Ownership, Board, Management, Attorney-in-Fact, Influence, Other)	If Control is Ownership Provide Percentage	Ultimate Controlling Entity(ies)/Person(s)	Is an SCA Filing Required? (Yes/No)	*
		00000	22-3645155				Centre Solutions (U.S.) Limited	..BMJ	.....OTH	Centre Group Holdings (U.S.) Limited	Ownership	100.000	Zurich Insurance Group Ltd.	..NO	..11
		00000	88-0601732				Charlotte Industrial 3, LLC	..DE	.....OTH	Farmers New World Life Insurance Company	Ownership	100.000	Zurich Insurance Group Ltd.	..NO	..11
		00000	30-1113235				Charlotte Office 1, LLC	..DE	.....OTH	Zurich American Insurance Company	Ownership	100.000	Zurich Insurance Group Ltd.	..NO	..11
		00000	38-3988749				CHI APT 1, LLC	..DE	.....OTH	Zurich American Insurance Company	Ownership	100.000	Zurich Insurance Group Ltd.	..NO	..11
		00000	87-2430690				CHI IND 6, LLC	..DE	.....OTH	Farmers New World Life Insurance Company	Ownership	100.000	Zurich Insurance Group Ltd.	..NO	..11
		00000					Chilena Consolidada Seguros de Vida S.A.	..CHL	.....OTH	Inversiones Suizo Chilena S.A.	Ownership	98.977	Zurich Insurance Group Ltd.	..NO	..11
		00000	AA-2280100		196453	Bolsa de Comercio de Santiago	Chilena Consolidada Seguros Generales S.A.	..CHL	.....OTH	Chilena Consolidada Seguros de Vida S.A.	Ownership	7.405	Zurich Insurance Group Ltd.	..NO	..11
		00000	AA-2280100		196453	Bolsa de Comercio de Santiago	Chilena Consolidada Seguros Generales S.A.	..CHL	.....OTH	Inversiones Suizo Chilena S.A.	Ownership	82.732	Zurich Insurance Group Ltd.	..NO	..11
		00000			0000034431	Second Marche part of Euronext Paris stock exchange since 1987	COFITEM-COFIMUR	..FRA	.....OTH	Zurich Versicherungs-Gesellschaft AG	Ownership	12.405	Zurich Insurance Group Ltd.	..NO	..11
		00000					Collective Benefits Ltd	..GBR	.....OTH	Travel Guard Assist, Inc.	Ownership	100.000	Zurich Insurance Group Ltd.	..NO	..11
		00000					Collective Denmark ApS	..DNK	.....OTH	AIG Travel Asia Pacific Pte. Ltd.	Ownership	100.000	Zurich Insurance Group Ltd.	..NO	..11
		00000					Collective Europe Holdings B.V.	..NLD	.....OTH	Travel Guard Assist, Inc.	Ownership	100.000	Zurich Insurance Group Ltd.	..NO	..11
		00000					Collective Netherlands B.V.	..NLD	.....OTH	AIG Travel Asia Pacific Pte. Ltd.	Ownership	100.000	Zurich Insurance Group Ltd.	..NO	..11
		00000					Collective Society Ltd	..GBR	.....OTH	Travel Guard Assist, Inc.	Ownership	100.000	Zurich Insurance Group Ltd.	..NO	..11
.0212	Zurich U.S. Insurance Pool Group	34347	52-1096670				Colonial American Casualty and Surety Company	..IL	.....OTH	Fidelity and Deposit Company of Maryland	Ownership	100.000	Zurich Insurance Group Ltd.	..NO	..11
		00000					Concisa Vorsorgeberatung und Management AG	..AUT	.....OTH	Bonus Pensionskassen Aktiengesellschaft	Ownership	100.000	Zurich Insurance Group Ltd.	..NO	..11
		00000					Cover-More (NZ) Limited	..NZL	.....OTH	Cover-More Australia Pty Ltd	Ownership	100.000	Zurich Insurance Group Ltd.	..NO	..11
		00000					Cover-More Asia Pte. Ltd	..SGP	.....OTH	Travel Assist Pty Limited	Ownership	100.000	Zurich Insurance Group Ltd.	..NO	..11
		00000					Cover-More Australia Pty Ltd	..AUS	.....OTH	Cover-More Holdings Pty Ltd	Ownership	100.000	Zurich Insurance Group Ltd.	..NO	..11
		00000					Cover-More Finance Pty Limited	..AUS	.....OTH	Cover-More Group Limited	Ownership	100.000	Zurich Insurance Group Ltd.	..NO	..11
		00000					Cover-More Group Limited	..AUS	.....OTH	Zurich Travel Solutions Pty Limited	Ownership	100.000	Zurich Insurance Group Ltd.	..NO	..11
		00000					Cover-More Holdings Pty Ltd	..AUS	.....OTH	Travel Assist Pty Limited	Ownership	100.000	Zurich Insurance Group Ltd.	..NO	..11
		00000					Cover-More Holdings USA Inc.	..DE	.....OTH	Travel Assist Pty Limited	Ownership	100.000	Zurich Insurance Group Ltd.	..NO	..11
		00000	32-0487379				Cover-More Inc.	..DE	.....OTH	Cover-More Holdings USA Inc.	Ownership	100.000	Zurich Insurance Group Ltd.	..NO	..11
		00000					Cover-More Insurance Services Limited	..GBR	.....OTH	Cover-More Australia Pty Ltd	Ownership	100.000	Zurich Insurance Group Ltd.	..NO	..11
		00000					Cover-More Insurance Services Pty Ltd	..AUS	.....OTH	Travel Assist Pty Limited	Ownership	100.000	Zurich Insurance Group Ltd.	..NO	..11
		00000					Cowbell Cyber India Private Limited	..IND	.....OTH	Cowbell Cyber, Inc.	Ownership	100.000	Zurich Insurance Group Ltd.	..NO	..11
		00000					Cowbell Cyber Limited	..GBR	.....OTH	Cowbell Cyber, Inc.	Ownership	100.000	Zurich Insurance Group Ltd.	..NO	..11
		00000					Cowbell Cyber Technologies ULC	..CAN	.....OTH	Cowbell Cyber, Inc.	Ownership	100.000	Zurich Insurance Group Ltd.	..NO	..11
		00000					Cowbell Insurance Agency Inc.	..CAN	.....OTH	Cowbell Cyber, Inc.	Ownership	100.000	Zurich Insurance Group Ltd.	..NO	..11
		00000					Cowbell Insurance Agency, LLC	..CA	.....OTH	Cowbell Cyber, Inc.	Ownership	100.000	Zurich Insurance Group Ltd.	..NO	..11
		00000					Cowbell Managing General Agency Limited	..GBR	.....OTH	Cowbell Cyber, Inc.	Ownership	100.000	Zurich Insurance Group Ltd.	..NO	..11
		00000					Cowbell Reinsurance Company	..VT	.....OTH	Cowbell Cyber, Inc.	Ownership	100.000	Zurich Insurance Group Ltd.	..NO	..11
		00000					Cowbell Specialty Insurance Company	..NE	.....OTH	Cowbell Cyber, Inc.	Ownership	100.000	Zurich Insurance Group Ltd.	..NO	..11
		00000					Cowbell, Inc.	..DE	.....OTH	Cowbell Cyber, Inc.	Ownership	100.000	Zurich Insurance Group Ltd.	..NO	..11
		00000					CREC (Bloomington) Lender, LLC	..DE	.....OTH	Zurich Structured Finance, Inc.	Ownership	0.000	Zurich Insurance Group Ltd.	..NO	..11
		00000	87-4778868				CREC (Dallas) Lender, LLC	..DE	.....OTH	Zurich Structured Finance, Inc.	Ownership	100.000	Zurich Insurance Group Ltd.	..NO	..11
		00000					CREC (Florence), LLC	..DE	.....OTH	ZSF/KY Annex LLC	Ownership	50.000	Zurich Insurance Group Ltd.	..NO	..11
		00000					CREC (Florence), LLC	..DE	.....OTH	ZSF/Office KY, LLC	Ownership	50.000	Zurich Insurance Group Ltd.	..NO	..11
		00000					CREC (Las Vegas), LLC	..DE	.....OTH	Zurich Structured Finance, Inc.	Ownership	100.000	Zurich Insurance Group Ltd.	..NO	..11
		00000					CREC (Sioux Falls) Owner, LLC	..DE	.....OTH	Zurich Structured Finance, Inc.	Ownership	100.000	Zurich Insurance Group Ltd.	..NO	..11
		00000					CREC (Sioux Falls), LLC	..DE	.....OTH	Zurich Structured Finance, Inc.	Ownership	100.000	Zurich Insurance Group Ltd.	..NO	..11
		00000					Customer Care Assistance Pty Ltd	..AUS	.....OTH	Customer Care Holdings Pty Ltd	Ownership	100.000	Zurich Insurance Group Ltd.	..NO	..11
		00000					Customer Care Holdings Pty Ltd	..AUS	.....OTH	Travel Assist Pty Limited	Ownership	100.000	Zurich Insurance Group Ltd.	..NO	..11

STATEMENT AS OF MARCH 31, 2026 OF THE FARMERS PROPERTY AND CASUALTY INSURANCE COMPANY

**SCHEDULE Y**

**PART 1A - DETAILS OF INSURANCE HOLDING COMPANY SYSTEM**

1	2	3	4	5	6	7	8	9	10	11	12	13	14	15	16
Group Code	Group Name	NAIC Company Code	ID Number	Federal RSSD	CIK	Name of Securities Exchange if Publicly Traded (U.S. or International)	Names of Parent, Subsidiaries Or Affiliates	Domi-ciliary Location	Relation-ship to Reporting Entity	Directly Controlled by (Name of Entity/Person)	Type of Control (Ownership, Board, Management, Attorney-in-Fact, Influence, Other)	If Control is Ownership Provide Percentage	Ultimate Controlling Entity(ies)/Person(s)	Is an SCA Filing Re-quired? (Yes/No)	*
		00000					Customer Care Pty Ltd	.AUS	OTH	Customer Care Holdings Pty Ltd	Ownership	100.000	Zurich Insurance Group Ltd.	NO	11
		00000					Cyberboxx Cyber Services India Private Limited	.IND	OTH	Boxx Insurance Inc.	Ownership	100.000	Zurich Insurance Group Ltd.	NO	11
		00000					DA Deutsche Allgemeine Versicherung Aktiengesellschaft	.DEU	OTH	Zürich Beteiligungs-Aktiengesellschaft (Deutschland)	Ownership	100.000	Zurich Insurance Group Ltd.	NO	11
		00000	46-4551450				Dallas Office MGP Manager, Inc.	.DE	OTH	Zurich Structured Finance, Inc.	Ownership	100.000	Zurich Insurance Group Ltd.	NO	11
		00000					Dallas Office MGP, LLC	.DE	OTH	Dallas Office MGP Manager, Inc.	Ownership	1.000	Zurich Insurance Group Ltd.	NO	11
		00000					Dallas Office MGP, LLC	.DE	OTH	Zurich Structured Finance, Inc.	Ownership	99.000	Zurich Insurance Group Ltd.	NO	11
		00000					Dallas Tower LP	.DE	OTH	Zurich Structured Finance, Inc.	Ownership	99.000	Zurich Insurance Group Ltd.	NO	11
		00000					Davidson Trahaire Corpsych (Singapore) Pte. Limited	.SGP	OTH	DTC Bidco Pty Ltd	Ownership	100.000	Zurich Insurance Group Ltd.	NO	11
		00000					Davidson Trahaire Corpsych Pty Ltd	.AUS	OTH	Applyhere Pty Ltd	Ownership	35.000	Zurich Insurance Group Ltd.	NO	11
		00000					Davidson Trahaire Corpsych Pty Ltd	.AUS	OTH	Davidson Trahaire Holding Pty Ltd	Ownership	65.000	Zurich Insurance Group Ltd.	NO	11
		00000					Davidson Trahaire Holding Pty Ltd	.AUS	OTH	DTC Australia Pty Ltd	Ownership	100.000	Zurich Insurance Group Ltd.	NO	11
		00000					DB Vita S.A.	.LUX	OTH	Deutscher Herold Aktiengesellschaft	Ownership	25.000	Zurich Insurance Group Ltd.	NO	11
		00000	85-0947856				DEN Industrial 2, LLC	.DE	OTH	Zurich American Insurance Company	Ownership	100.000	Zurich Insurance Group Ltd.	NO	11
		00000	39-4911504				DEN Office 1, LLC	.DE	OTH	American Zurich Insurance Company	Ownership	50.000	Zurich Insurance Group Ltd.	NO	11
		00000					Dentolo Deutschland GmbH	.DEU	OTH	Zürich Beteiligungs-Aktiengesellschaft (Deutschland)	Ownership	100.000	Zurich Insurance Group Ltd.	NO	11
		00000					Deutsche Zurich Pensiones, Entidad Gestora de Fondos de Pens	.ESP	OTH	Zurich Vida, Compania de Seguros y Reaseguros, S.A. - Sociad	Ownership	50.000	Zurich Insurance Group Ltd.	NO	11
		00000					Deutscher Herold Aktiengesellschaft	.DEU	OTH	Zurich Beteiligungs-Aktiengesellschaft (Deutschland)	Ownership	79.826	Zurich Insurance Group Ltd.	NO	11
		00000					Deutscher Pensionsfonds Aktiengesellschaft	.DEU	OTH	Deutscher Herold Aktiengesellschaft	Ownership	74.900	Zurich Insurance Group Ltd.	NO	11
		00000					Deutsches Institut für Altersvorsorge GmbH	.DEU	OTH	Deutscher Herold Aktiengesellschaft	Ownership	22.000	Zurich Insurance Group Ltd.	NO	11
		00000					DIG GmbH	.DEU	OTH	Digital Insurance Group B.V.	Ownership	100.000	Zurich Insurance Group Ltd.	NO	11
		00000					DTC Australia Pty Ltd	.AUS	OTH	DTC Bidco Pty Ltd	Ownership	100.000	Zurich Insurance Group Ltd.	NO	11
		00000					DTC Bidco Pty Ltd	.AUS	OTH	DTC Holdco Pty Ltd	Ownership	100.000	Zurich Insurance Group Ltd.	NO	11
		00000					DTC Holdco Pty Ltd	.AUS	OTH	ASTIS Holdings Limited	Ownership	100.000	Zurich Insurance Group Ltd.	NO	11
		00000					DTC NZ Bidco Limited	.NZL	OTH	DTC Bidco Pty Ltd	Ownership	100.000	Zurich Insurance Group Ltd.	NO	11
		00000					Dunbar Assets Ireland	.IRL	OTH	ZCM Asset Holding Company (Bermuda) Limited	Ownership	0.000	Zurich Insurance Group Ltd.	NO	11
		00000					Dunbar Assets Ireland	.IRL	OTH	Zurich Finance Company Ltd	Ownership	0.037	Zurich Insurance Group Ltd.	NO	11
		00000					Dusfal S.A.	.URY	OTH	Zürich Versicherungs-Gesellschaft AG	Ownership	100.000	Zurich Insurance Group Ltd.	NO	11
		00000					Eagle Star (Leasing) Limited	.GBR	OTH	Zurich Assurance Ltd	Ownership	100.000	Zurich Insurance Group Ltd.	NO	11
		00000					Eagle Star European Life Assurance Company Limited	.IRL	OTH	Zurich Life Assurance plc	Ownership	100.000	Zurich Insurance Group Ltd.	NO	11
		00000					Eagle Star Group Services Limited	.GBR	OTH	Eagle Star Holdings Limited	Ownership	100.000	Zurich Insurance Group Ltd.	NO	11
		00000					Eagle Star Holding Company of Ireland	.IRL	OTH	Zurich Assurance Ltd	Ownership	0.001	Zurich Insurance Group Ltd.	NO	11
		00000					Eagle Star Holding Company of Ireland	.IRL	OTH	Zurich Assurance Ltd	Ownership	99.999	Zurich Insurance Group Ltd.	NO	11
		00000					Eagle Star Holdings Limited	.GBR	OTH	Zurich Financial Services (UKISA) Limited	Ownership	100.000	Zurich Insurance Group Ltd.	YES	11
		00000					EcoHub AG	.CHE	OTH	Zürich Versicherungs-Gesellschaft AG	Ownership	6.164	Zurich Insurance Group Ltd.	NO	11
		00000					Edilspettacolo SRL	.ITA	OTH	Zurich Insurance Company Ltd - Rappresentanza Generale per I	Ownership	35.712	Zurich Insurance Group Ltd.	NO	11
.0212	Zurich U.S. Insurance Pool Group	21326	47-6022701				Empire Fire and Marine Insurance Company	.IL	OTH	Zurich American Insurance Company	Ownership	100.000	Zurich Insurance Group Ltd.	NO	11
.0212	Zurich U.S. Insurance Pool Group	21334	73-6091717				Empire Indemnity Insurance Company	.OK	OTH	Zurich American Insurance Company	Ownership	100.000	Zurich Insurance Group Ltd.	NO	11
		00000					Employee Services Limited	.GBR	OTH	Allied Dunbar Financial Services Limited	Ownership	100.000	Zurich Insurance Group Ltd.	NO	11
		00000					Endsleigh Financial Services Limited	.GBR	OTH	Zurich Holdings (UK) Limited	Ownership	100.000	Zurich Insurance Group Ltd.	NO	11
		00000					Endsleigh Pension Trustee Limited	.GBR	OTH	Zurich Holdings (UK) Limited	Ownership	100.000	Zurich Insurance Group Ltd.	NO	11
		00000					Euclid KY Annex, LP	.DE	OTH	Zurich Structured Finance, Inc.	Ownership	99.000	Zurich Insurance Group Ltd.	NO	11

STATEMENT AS OF MARCH 31, 2026 OF THE FARMERS PROPERTY AND CASUALTY INSURANCE COMPANY

**SCHEDULE Y**

**PART 1A - DETAILS OF INSURANCE HOLDING COMPANY SYSTEM**

1	2	3	4	5	6	7	8	9	10	11	12	13	14	15	16
Group Code	Group Name	NAIC Company Code	ID Number	Federal RSSD	CIK	Name of Securities Exchange if Publicly Traded (U.S. or International)	Names of Parent, Subsidiaries Or Affiliates	Domiciliary Location	Relationship to Reporting Entity	Directly Controlled by (Name of Entity/Person)	Type of Control (Ownership, Board, Management, Attorney-in-Fact, Influence, Other)	If Control is Ownership Provide Percentage	Ultimate Controlling Entity(ies)/Person(s)	Is an SCA Filing Required? (Yes/No)	*
		00000					Euclid Office LP	..DE.....	OTH.....	Zurich Structured Finance, Inc.	Ownership.....	99.000	Zurich Insurance Group Ltd.	..NO.....	11
		00000					Euroamérica Administradora General de Fondos S.A	..CHL.....	OTH.....	Chilena Consolidada Seguros de Vida S.A. Zurich Insurance plc Niederlassung fur Deutschland	Ownership.....	100.000	Zurich Insurance Group Ltd.	..NO.....	11
		00000					Extremus Versicherung-Aktiengesellschaft	..DEU.....	OTH.....	Zurich Insurance plc Niederlassung fur Deutschland	Ownership.....	5.000	Zurich Insurance Group Ltd.	..NO.....	11
		00000	45-3561769				Farmers Family Fund	..CA.....	OTH.....	Farmers Group, Inc.	Ownership.....	100.000	Zurich Insurance Group Ltd.	..NO.....	7
		00000	95-3003951				Farmers General Insurance Agency, Inc.	..RI.....	OTH.....	FIG Leasing Co, Inc.	Ownership.....	100.000	Zurich Insurance Group Ltd.	..NO.....	7
		00000	95-0725935				Farmers Group, Inc.	..NV.....	OTH.....	Zurich Insurance Group Ltd.	Ownership.....	12.100	Zurich Insurance Group Ltd.	..NO.....	7
		00000	95-0725935				Farmers Group, Inc.	..NV.....	OTH.....	Zurich Versicherungs-Gesellschaft AG	Ownership.....	87.900	Zurich Insurance Group Ltd.	..NO.....	7
.0212	Zurich Ins Group	00000	46-4261000				Farmers Life Insurance Company of New York	..NY.....	OTH.....	Farmers New World Life Insurance Company	Ownership.....	100.000	Zurich Insurance Group Ltd.	..NO.....	11
.0212	Zurich Ins Group	63177	91-0335750				Farmers New World Life Insurance Company	..WA.....	OTH.....	Farmers Group, Inc.	Ownership.....	100.000	Zurich Insurance Group Ltd.	..NO.....	7
.0212	Zurich Ins Group	10873	95-4650862				Farmers Reinsurance Company	..CA.....	OTH.....	Farmers Group, Inc.	Ownership.....	100.000	Zurich Insurance Group Ltd.	..NO.....	7
		00000					Farmers Services Corporation	..NV.....	OTH.....	Farmers Group, Inc.	Ownership.....	100.000	Zurich Insurance Group Ltd.	..NO.....	7
		00000					Farmers Underwriters Association	..CA.....	OTH.....	Farmers Group, Inc.	Ownership.....	100.000	Zurich Insurance Group Ltd.	..NO.....	7
.0212	Zurich U.S. Insurance Pool Group	39306	13-3046577				Fidelity and Deposit Company of Maryland	..IL.....	OTH.....	Zurich American Insurance Company	Ownership.....	100.000	Zurich Insurance Group Ltd.	..NO.....	11
		00000					FIG Holding Company	..CA.....	OTH.....	Farmers Group, Inc.	Ownership.....	100.000	Zurich Insurance Group Ltd.	..NO.....	7
		00000					FIG Leasing Co., Inc.	..CA.....	OTH.....	Farmers Group, Inc.	Ownership.....	100.000	Zurich Insurance Group Ltd.	..NO.....	7
		00000	95-2670247				Fire Underwriters Association	..CA.....	OTH.....	Farmers Group, Inc.	Ownership.....	100.000	Zurich Insurance Group Ltd.	..NO.....	7
		00000					Fitsense Insurance Services Pty Ltd	..AUS.....	OTH.....	Travel Assist Pty Limited	Ownership.....	100.000	Zurich Insurance Group Ltd.	..NO.....	11
		00000					For Care S.p.A.	..ITA.....	OTH.....	Zurich Investments Life S.p.A.	Ownership.....	100.000	Zurich Insurance Group Ltd.	..NO.....	11
		00000					Futuro de Bolivia S.A. Administradora de Fondos de Pensiones	..BOL.....	OTH.....	Zurich Boliviana Seguros Personales S.A.	Ownership.....	8.422	Zurich Insurance Group Ltd.	..NO.....	11
		00000					Futuro de Bolivia S.A. Administradora de Fondos de Pensiones	..BOL.....	OTH.....	Zurich South America Invest AB	Ownership.....	71.578	Zurich Insurance Group Ltd.	..NO.....	11
		00000	83-1572480				FX Insurance Agency Hawaii, LLC	..HI.....	OTH.....	FIG Leasing Co., Inc.	Ownership.....	100.000	Zurich Insurance Group Ltd.	..NO.....	7
		00000	35-2281892				FX Insurance Agency, LLC	..DE.....	OTH.....	FIG Leasing Co., Inc.	Ownership.....	100.000	Zurich Insurance Group Ltd.	..NO.....	11
		00000					General Surety & Guarantee Co Limited	..GBR.....	OTH.....	Zurich Insurance Company (U.K.) Limited	Ownership.....	100.000	Zurich Insurance Group Ltd.	..NO.....	11
		00000					H4B Humboldthafen Einheitsgesellschaft GmbH&Co.KG	..DEU.....	OTH.....	REX-ZDHL S.C.S. SICAV-SIF	Ownership.....	94.900	Zurich Insurance Group Ltd.	..NO.....	11
		00000					Halo Holdco Limited	..GBR.....	OTH.....	Cover-More Australia Pty Ltd	Ownership.....	100.000	Zurich Insurance Group Ltd.	..NO.....	11
		00000					Halo Holdco Limited	..GBR.....	OTH.....	Zürich Versicherungs-Gesellschaft AG	Ownership.....	0.000	Zurich Insurance Group Ltd.	..NO.....	11
		00000					Halo Insurance Services Limited	..GBR.....	OTH.....	Halo Holdco Limited	Ownership.....	100.000	Zurich Insurance Group Ltd.	..NO.....	11
		00000					Halo Insurance Services Pty Ltd	..AUS.....	OTH.....	Halo Insurance Services Limited	Ownership.....	100.000	Zurich Insurance Group Ltd.	..NO.....	11
		00000					Hawkcentral Limited	..GBR.....	OTH.....	Zurich Assurance Ltd	Ownership.....	100.000	Zurich Insurance Group Ltd.	..NO.....	11
		00000					Healthinsite Proprietary Limited	..ZAF.....	OTH.....	Zürich Versicherungs-Gesellschaft AG	Ownership.....	100.000	Zurich Insurance Group Ltd.	..NO.....	11
		00000					Healthlogix Pty Ltd	..AUS.....	OTH.....	Insite Holdings Pty Ltd	Ownership.....	100.000	Zurich Insurance Group Ltd.	..NO.....	11
		00000					Healthlogix Tecnologia Eireli	..BRA.....	OTH.....	Healthlogix Pty Ltd	Ownership.....	100.000	Zurich Insurance Group Ltd.	..NO.....	11
		00000					Hefesto Consulting Group, S. de R.L. de C.V.	..MEX.....	OTH.....	Farmers Group, Inc.	Ownership.....	99.990	Zurich Insurance Group Ltd.	..NO.....	7
		00000					Hefesto Consulting Group, S. de R.L. de C.V.	..MEX.....	OTH.....	FIG Leasing Co., Inc.	Ownership.....	0.010	Zurich Insurance Group Ltd.	..NO.....	7
		00000					Herengracht Investments B.V	..DEU.....	OTH.....	RE Curve Holding B.V.	Ownership.....	100.000	Zurich Insurance Group Ltd.	..NO.....	11
		00000					Hestia Arroyomolinos S.L.U.	..ESP.....	OTH.....	REX-SPAIN-ZDHL S.L.	Ownership.....	100.000	Zurich Insurance Group Ltd.	..NO.....	11
		00000					Hestia Móstoles S.L.U.	..ESP.....	OTH.....	REX-SPAIN-ZDHL S.L.	Ownership.....	100.000	Zurich Insurance Group Ltd.	..NO.....	11
		00000	46-2975161				HOU IND 1, LLC	..DE.....	OTH.....	Zurich American Insurance Company	Ownership.....	100.000	Zurich Insurance Group Ltd.	..NO.....	11
		00000	46-2984834				HOU IND 2, LLC	..DE.....	OTH.....	Zurich American Insurance Company	Ownership.....	100.000	Zurich Insurance Group Ltd.	..NO.....	11
		00000	36-4912511				HOU IND 3, LLC	..DE.....	OTH.....	Zurich American Insurance Company	Ownership.....	100.000	Zurich Insurance Group Ltd.	..NO.....	11
		00000					Icen Risk B.V.	..NLD.....	OTH.....	Nexit 2018 Limited	Ownership.....	100.000	Zurich Insurance Group Ltd.	..NO.....	11
		00000					Icen Risk B.V.	..ITA.....	OTH.....	Icen Risk B.V.	Ownership.....	100.000	Zurich Insurance Group Ltd.	..NO.....	11
		00000					Icen Risk B.V. (Italian Branch)	..ITA.....	OTH.....	Nexit 2018 Limited	Ownership.....	100.000	Zurich Insurance Group Ltd.	..NO.....	11

STATEMENT AS OF MARCH 31, 2026 OF THE FARMERS PROPERTY AND CASUALTY INSURANCE COMPANY

**SCHEDULE Y**

**PART 1A - DETAILS OF INSURANCE HOLDING COMPANY SYSTEM**

1	2	3	4	5	6	7	8	9	10	11	12	13	14	15	16
Group Code	Group Name	NAIC Company Code	ID Number	Federal RSSD	CIK	Name of Securities Exchange if Publicly Traded (U.S. or International)	Names of Parent, Subsidiaries Or Affiliates	Domi-ciliary Location	Relation-ship to Reporting Entity	Directly Controlled by (Name of Entity/Person)	Type of Control (Ownership, Board, Management, Attorney-in-Fact, Influence, Other)	If Control is Ownership Provide Percentage	Ultimate Controlling Entity(ies)/Person(s)	Is an SCA Filing Re-quired? (Yes/No)	*
		00000					Icen Risk GmbH	.AUS	OTH	Nexit 2018 Limited	Ownership	100.000	Zurich Insurance Group Ltd.	NO	11
		00000					Icen Risk Limited	.GBR	OTH	Nexit 2018 Limited	Ownership	100.000	Zurich Insurance Group Ltd.	NO	11
		00000					Independence Center Realty L.P.	.DE	OTH	Philadelphia Investor, LLC	Ownership	89.000	Zurich Insurance Group Ltd.	NO	11
		00000	52-1772195				INNATE, Inc.	.DC	OTH	Cover-More Holdings USA Inc.	Ownership	100.000	Zurich Insurance Group Ltd.	NO	11
		00000					Insite Holdings Pty Ltd	.AUS	OTH	Zürich Versicherungs-Gesellschaft AG	Ownership	100.000	Zurich Insurance Group Ltd.	NO	11
		00000					INTEGRA Versicherungsdienst GmbH	.AUT	OTH	Zürich Versicherungs-Aktiengesellschaft	Ownership	100.000	Zurich Insurance Group Ltd.	NO	11
		00000					Intelligent Technologies OÜ	.EST	OTH	Zürich Versicherungs-Gesellschaft AG	Ownership	100.000	Zurich Insurance Group Ltd.	NO	11
		00000					International Travel Assistance S.A.	.PAN	OTH	Zürich Versicherungs-Gesellschaft AG	Ownership	55.000	Zurich Insurance Group Ltd.	NO	11
		00000					Inversiones Suizo Chilena S.A.	.CHL	OTH	Inversiones Suizo-Argentina S.A.	Ownership	0.001	Zurich Insurance Group Ltd.	NO	11
		00000					Inversiones Suizo Chilena S.A.	.CHL	OTH	Zurich Versicherungs-Gesellschaft AG	Ownership	99.999	Zurich Insurance Group Ltd.	NO	11
		00000					Inversiones Suizo-Argentina S.A.	.ARG	OTH	Zurich Lebensversicherungs-Gesellschaft AG	Ownership	5.004	Zurich Insurance Group Ltd.	NO	11
		00000					Inversiones Suizo-Argentina S.A.	.ARG	OTH	Zurich Versicherungs-Gesellschaft AG	Ownership	94.996	Zurich Insurance Group Ltd.	NO	11
		00000					Inversiones ZS America Dos Limitada	.CHL	OTH	Inversiones ZS America SpA	Ownership	100.000	Zurich Insurance Group Ltd.	NO	11
		00000					Inversiones ZS America SpA	.CHL	OTH	Zurich Santander Insurance America, S.L.	Ownership	100.000	Zurich Insurance Group Ltd.	NO	11
		00000					Inversiones ZS America Tres SpA	.CHL	OTH	Zurich Santander Insurance America, S.L.	Ownership	100.000	Zurich Insurance Group Ltd.	NO	11
		00000					Irish National Insurance Company p.l.c.	.IRL	OTH	Zurich Insurance plc	Ownership	100.000	Zurich Insurance Group Ltd.	NO	11
		00000					Karvat Cover-More Assist. Pvt Ltd.	.IND	OTH	Cover-More Asia Pte. Ltd	Ownership	100.000	Zurich Insurance Group Ltd.	NO	11
		00000					Kennet Road 1 UK Limited	.GBR	OTH	Zurich Assurance Ltd	Ownership	100.000	Zurich Insurance Group Ltd.	NO	11
		00000					Kennet Road 2 UK Limited	.GBR	OTH	Zurich Assurance Ltd	Ownership	100.000	Zurich Insurance Group Ltd.	NO	11
		00000					Klare Corredora de Seguros S.A.	.CHL	OTH	Zurich Insurance Mobile Solutions AG	Ownership	49.900	Zurich Insurance Group Ltd.	NO	11
		00000					Komparu B.V.	.NLD	OTH	Digital Insurance Group B.V.	Ownership	100.000	Zurich Insurance Group Ltd.	NO	11
		00000					Kono Insurance Limited	.HKG	OTH	Zurich Versicherungs-Gesellschaft AG	Ownership	100.000	Zurich Insurance Group Ltd.	NO	11
		00000	38-2336672				Kraft Lake Insurance Agency, Inc.	.MI	OTH	FIG Leasing Co, Inc.	Ownership	100.000	Zurich Insurance Group Ltd.	NO	11
		00000	88-1615240				LA Apt. 1, LLC	.DE	OTH	Zurich American Insurance Company	Ownership	100.000	Zurich Insurance Group Ltd.	NO	11
		00000	36-4877375				LA Industrial 1, LLC	.DE	OTH	Zurich American Insurance Company	Ownership	100.000	Zurich Insurance Group Ltd.	NO	11
		00000	88-3063378				LA Industrial 4, LLC	.DE	OTH	Zurich American Insurance Company	Ownership	100.000	Zurich Insurance Group Ltd.	NO	11
		00000	47-1325180				LA Retail 1 LLC	.DE	OTH	Zurich American Insurance Company	Ownership	100.000	Zurich Insurance Group Ltd.	NO	11
		00000					Leonardo Productions AG	.CHE	OTH	Zürich Versicherungs-Gesellschaft AG	Ownership	25.000	Zurich Insurance Group Ltd.	NO	11
		00000	39-1611328				Livetravel Inc.	.WI	OTH	Zurich Cover-More Global Travel, Inc.	Ownership	100.000	Zurich Insurance Group Ltd.	NO	11
		00000					Mapfre Yasam Sigorta A.S.	.TUR	OTH	Zurich Sigorta A.S.	Ownership	99.778	Zurich Insurance Group Ltd.	NO	11
		00000					MEATPACKING B.V.	.NLD	OTH	Rock Inne Vastgoed B.V.	Ownership	100.000	Zurich Insurance Group Ltd.	NO	11
		00000					Medidata AG	.CHE	OTH	Zurich Versicherungs-Gesellschaft AG	Ownership	8.852	Zurich Insurance Group Ltd.	NO	11
		00000	30-0947450				MIAMI INDUSTRIAL 1, LLC	.DE	OTH	Zurich American Insurance Company	Ownership	100.000	Zurich Insurance Group Ltd.	NO	11
		00000	38-4002060				Miami Office 2, LLC	.DE	OTH	Zurich American Insurance Company	Ownership	100.000	Zurich Insurance Group Ltd.	NO	11
		00000	35-2567170				MIAMI OFFICE 3, LLC	.DE	OTH	Zurich American Insurance Company	Ownership	100.000	Zurich Insurance Group Ltd.	NO	11
		00000	61-1852255				Miami Retail 1, LLC	.DE	OTH	Zurich American Insurance Company	Ownership	100.000	Zurich Insurance Group Ltd.	NO	11
		00000					Minas Brasil Promotora de Servicos S/A	.BRA	OTH	Zurich Minas Brasil Seguros S.A.	Ownership	100.000	Zurich Insurance Group Ltd.	NO	11
		00000	30-1003542				MSP APT 1, LLC	.DE	OTH	Zurich American Insurance Company	Ownership	100.000	Zurich Insurance Group Ltd.	NO	11
		00000	87-1630047				Nashville Apt. 1, LLC	.DE	OTH	Zurich American Insurance Company	Ownership	0.000	Zurich Insurance Group Ltd.	NO	11
		00000	30-1004249				Nashville Office 1, LLC	.DE	OTH	Zurich American Insurance Company	Ownership	100.000	Zurich Insurance Group Ltd.	NO	11
		00000					Navigators and General Insurance Company Limited	.GBR	OTH	Zurich Insurance plc	Ownership	100.000	Zurich Insurance Group Ltd.	NO	11
		00000					Nearheath Limited	.GBR	OTH	Zurich Assurance Ltd	Ownership	100.000	Zurich Insurance Group Ltd.	NO	11
		00000					Nexit 2018 Limited	.GBR	OTH	Zürich Versicherungs-Gesellschaft AG	Ownership	48.973	Zurich Insurance Group Ltd.	NO	11
		00000	30-1071415				NY Industrial 1, LLC	.DE	OTH	Zurich American Insurance Company	Ownership	100.000	Zurich Insurance Group Ltd.	NO	11
		00000					Oak Underwriting plc	.GBR	OTH	Zurich Holdings (UK) Limited	Ownership	100.000	Zurich Insurance Group Ltd.	NO	11

STATEMENT AS OF MARCH 31, 2026 OF THE FARMERS PROPERTY AND CASUALTY INSURANCE COMPANY

**SCHEDULE Y**

**PART 1A - DETAILS OF INSURANCE HOLDING COMPANY SYSTEM**

1	2	3	4	5	6	7	8	9	10	11	12	13	14	15	16
Group Code	Group Name	NAIC Company Code	ID Number	Federal RSSD	CIK	Name of Securities Exchange if Publicly Traded (U.S. or International)	Names of Parent, Subsidiaries Or Affiliates	Domi-ciliary Location	Relation-ship to Reporting Entity	Directly Controlled by (Name of Entity/Person)	Type of Control (Ownership, Board, Management, Attorney-in-Fact, Influence, Other)	If Control is Ownership Provide Percentage	Ultimate Controlling Entity(ies)/Person(s)	Is an SCA Filing Re-quired? (Yes/No)	*
		00000					OnePath General Insurance Pty Limited	.AUS.	OTH.	Zurich Financial Services Australia Limited	Ownership	100.000	Zurich Insurance Group Ltd.	NO	11
		00000					OnePath Life Australia Holdings Pty Ltd	.AUS.	OTH.	Zurich Financial Services Australia Limited	Ownership	100.000	Zurich Insurance Group Ltd.	NO	11
		00000					OnePath Life Limited	.AUS.	OTH.	OnePath Life Australia Holdings Pty Ltd	Ownership	100.000	Zurich Insurance Group Ltd.	NO	11
		00000					Onsi Australia Pty Ltd	.AUS.	OTH.	Collective Group Holdings Limited	Ownership	100.000	Zurich Insurance Group Ltd.	NO	11
		00000					Orange Stone Company	.IRL.	OTH.	Zurich Finance Company AG	Ownership	100.000	Zurich Insurance Group Ltd.	NO	11
		00000					Orion Rechtsschutz-Versicherung AG	.CHE.	OTH.	Zurich Versicherungs-Gesellschaft AG	Ownership	78.000	Zurich Insurance Group Ltd.	NO	11
		00000					Parcelgate Limited	.GBR.	OTH.	Zurich Assurance Ltd	Ownership	100.000	Zurich Insurance Group Ltd.	NO	11
		00000					Perils AG	.CHE.	OTH.	Zurich Versicherungs-Gesellschaft AG	Ownership	11.111	Zurich Insurance Group Ltd.	NO	11
		00000					Perunsel S.A.	.URY.	OTH.	Zürich Versicherungs-Gesellschaft AG	Ownership	60.000	Zurich Insurance Group Ltd.	NO	11
		00000					PFS Pension Fund Services AG	.CHE.	OTH.	Zürich Versicherungs-Gesellschaft AG	Ownership	18.433	Zurich Insurance Group Ltd.	NO	11
		00000	35-2553880				Philly Office 1, LLC	.DE.	OTH.	Zurich American Insurance Company	Ownership	100.000	Zurich Insurance Group Ltd.	NO	11
		00000	87-1553300				Philly Office Land, LLC	.DE.	OTH.	Zurich American Insurance Company	Ownership	100.000	Zurich Insurance Group Ltd.	NO	11
		00000	47-1392591				POR Apt 1, LLC	.DE.	OTH.	Zurich American Insurance Company	Ownership	100.000	Zurich Insurance Group Ltd.	NO	11
		00000	47-4067157				POR Apt 2, LLC	.DE.	OTH.	Zurich American Insurance Company	Ownership	100.000	Zurich Insurance Group Ltd.	NO	11
		00000					Prime Corporate Psychology Pty Ltd	.AUS.	OTH.	DTC Bidco Pty Ltd	Ownership	100.000	Zurich Insurance Group Ltd.	NO	11
		00000					Protector Lebensversicherungs-AG	.DEU.	OTH.	Zurich Deutscher Herold Lebensversicherung Aktiengesellschaft	Ownership	5.158	Zurich Insurance Group Ltd.	NO	11
		00000					PT Asuransi Adira Dinamika Tbk	.IDN.	OTH.	Zürich Versicherungs-Gesellschaft AG	Ownership	98.488	Zurich Insurance Group Ltd.	NO	11
		00000	AA-5360007				PT Zurich Insurance Indonesia	.IDN.	OTH.	Zürich Rückversicherungs-Gesellschaft AG	Ownership	1.569	Zurich Insurance Group Ltd.	NO	11
		00000	AA-5360007				PT Zurich Insurance Indonesia	.IDN.	OTH.	Zurich Versicherungs-Gesellschaft AG	Ownership	97.091	Zurich Insurance Group Ltd.	NO	11
		00000					PT Zurich Topas Life	.IDN.	OTH.	Zurich Versicherungs-Gesellschaft AG	Ownership	80.000	Zurich Insurance Group Ltd.	NO	11
		00000					Qover	.BEL.	OTH.	Zürich Versicherungs-Gesellschaft AG	Ownership	21.260	Zurich Insurance Group Ltd.	NO	11
		00000	88-3031830				Raleigh Office 2, LLC	.DE.	OTH.	Farmers New World Life Insurance Company	Ownership	100.000	Zurich Insurance Group Ltd.	NO	11
		00000					RE Curve Holding B.V.	.DEU.	OTH.	Zurich Deutscher Herold Lebensversicherung Aktiengesellschaft	Ownership	100.000	Zurich Insurance Group Ltd.	NO	11
		00000					Real Garant Espana S.L.	.ESP.	OTH.	Real Garant GmbH Garantiesysteme	Ownership	100.000	Zurich Insurance Group Ltd.	NO	11
		00000					Real Garant GmbH Garantiesysteme	.DEU.	OTH.	Real Garant Versicherung Aktiengesellschaft	Ownership	100.000	Zurich Insurance Group Ltd.	NO	11
		00000					Real Garant Versicherung Aktiengesellschaft (Deutschland)	.DEU.	OTH.	Zurich Beteiligungs-Aktiengesellschaft (Deutschland)	Ownership	100.000	Zurich Insurance Group Ltd.	NO	11
		00000					REX Baume S.C.I	.FRA.	OTH.	REX Holding France	Ownership	100.000	Zurich Insurance Group Ltd.	NO	11
		00000					REX Holding France	.FRA.	OTH.	REX OPPCI Fonds	Ownership	100.000	Zurich Insurance Group Ltd.	NO	11
		00000					REX Holding S.a.r.l.	.LUX.	OTH.	REX-ZDHL S.C.S. SICAV-SIF	Ownership	100.000	Zurich Insurance Group Ltd.	NO	11
		00000					REX Mauchamps	.FRA.	OTH.	REX Holding France	Ownership	100.000	Zurich Insurance Group Ltd.	NO	11
		00000					REX Vilette	.FRA.	OTH.	REX Holding France	Ownership	0.000	Zurich Insurance Group Ltd.	NO	11
		00000					REX-Aurea-ZDHL S.C.S.	.LUX.	OTH.	REX-ZDHL GP S.à r.l.	Ownership	100.000	Zurich Insurance Group Ltd.	NO	11
		00000					REX-De Baak B.V.	.NLD.	OTH.	REX Holding S.à r.l.	Ownership	100.000	Zurich Insurance Group Ltd.	NO	11
		00000					REX-Germany-ZDHL S.C.S	.LUX.	OTH.	REX-ZDHL S.C.S. SICAV-SIF	Ownership	95.240	Zurich Insurance Group Ltd.	NO	11
		00000					REX-Humboldthafen Verwaltungs GmbH	.DEU.	OTH.	REX-ZDHL S.C.S. SICAV-SIF	Ownership	100.000	Zurich Insurance Group Ltd.	NO	11
		00000					Rex-Spain-ZDHL S.L.	.ESP.	OTH.	Zurich Deutscher Herold Lebensversicherung Aktiengesellschaft	Ownership	100.000	Zurich Insurance Group Ltd.	NO	11
		00000					REX-The East S.à r.l	.LUX.	OTH.	REX-ZDHL S.C.S. SICAV-SIF	Ownership	94.800	Zurich Insurance Group Ltd.	NO	11
		00000					REX-ZDHL GP S.a.r.l.	.LUX.	OTH.	Zurich Deutscher Herold Lebensversicherung Aktiengesellschaft	Ownership	100.000	Zurich Insurance Group Ltd.	NO	11
		00000					REX-ZDHL S.C.S. SICAV-SIF	.LUX.	OTH.	Zurich Deutscher Herold Lebensversicherung Aktiengesellschaft	Ownership	100.000	Zurich Insurance Group Ltd.	NO	11
		00000					Rock Inne Vastgoed B.V.	.NLD.	OTH.	REX Holding S.à r.l.	Ownership	100.000	Zurich Insurance Group Ltd.	YES	11
		00000					Rokin 21 B.V.	.NLD.	OTH.	Roxana Vastgoed B.V.	Ownership	100.000	Zurich Insurance Group Ltd.	NO	11

STATEMENT AS OF MARCH 31, 2026 OF THE FARMERS PROPERTY AND CASUALTY INSURANCE COMPANY

**SCHEDULE Y**

**PART 1A - DETAILS OF INSURANCE HOLDING COMPANY SYSTEM**

1	2	3	4	5	6	7	8	9	10	11	12	13	14	15	16		
Group Code	Group Name	NAIC Company Code	ID Number	Federal RSSD	CIK	Name of Securities Exchange if Publicly Traded (U.S. or International)	Names of Parent, Subsidiaries Or Affiliates	Domiciliary Location	Relationship to Reporting Entity	Directly Controlled by (Name of Entity/Person)	Type of Control (Ownership, Board, Management, Attorney-in-Fact, Influence, Other)	If Control is Ownership Provide Percentage	Ultimate Controlling Entity(ies)/Person(s)	Is an SCA Filing Required? (Yes/No)	*		
.0212	Zurich Ins Group	00000					Rokin 49 B.V.	.NLD	OTH	Rock Inne Vastgoed B.V.	Ownership	100.000	Zurich Insurance Group Ltd.	NO	11		
		00000					Roxana Vastgoed B.V.	.NLD	OTH	REX Holding S.à.r.l.	Ownership	100.000	Zurich Insurance Group Ltd.	NO	11		
		39039	41-1375004				Rural Community Insurance Company	.MIN	OTH	Zurich American Insurance Company	Ownership	100.000	Zurich Insurance Group Ltd.	NO	11		
		00000	61-1791237				San Diego Retail 1, LLC	.DE	OTH	Zurich American Insurance Company	Ownership	100.000	Zurich Insurance Group Ltd.	NO	11		
		00000					Santander Rio Seguros S.A.	.ARG	OTH	Inversiones ZS America SpA	Ownership	4.000	Zurich Insurance Group Ltd.	NO	11		
		00000					Santander Rio Seguros S.A.	.ARG	OTH	Zurich Santander Insurance America, S.L.	Ownership	96.000	Zurich Insurance Group Ltd.	NO	11		
		00000					Santander Seguros Sociedad Anónima	.URY	OTH	Zurich Santander Insurance America, S.L.	Ownership	100.000	Zurich Insurance Group Ltd.	NO	11		
		00000					Saudi National Insurance Company	.BHR	OTH	Zurich Insurance Company Ltd (Bahrain Branch)	Ownership	5.000	Zurich Insurance Group Ltd.	NO	11		
		00000	46-3060914				SEA APARTMENT 2, LLC	.DE	OTH	Zurich American Insurance Company	Ownership	100.000	Zurich Insurance Group Ltd.	NO	11		
		00000					Serviaide, S.A. - Sociedad Unipersonal	.ESP	OTH	AIDE Asistencia Seguros y Reaseguros, S.A. - Sociedad Uniper	Ownership	100.000	Zurich Insurance Group Ltd.	NO	11		
		00000					Servizurich S.A. - Sociedad Unipersonal	.ESP	OTH	Zurich Insurance plc, Sucursal en Espana	Ownership	100.000	Zurich Insurance Group Ltd.	NO	11		
		00000	47-1153493				SF Apt 1, LLC	.DE	OTH	Zurich American Insurance Company	Ownership	100.000	Zurich Insurance Group Ltd.	NO	11		
		00000	45-1302494				SpearTip, LLC	.IL	OTH	Zurich Holding Company of America, Inc.	Ownership	100.000	Zurich Insurance Group Ltd.	NO	11		
		00000					Speigelhof Vastgoed B.V.	.DEU	OTH	RE Curve Holding B.V.	Ownership	100.000	Zurich Insurance Group Ltd.	NO	11		
		00000					Springboard Health and Performance Pty Ltd	.AUS	OTH	DTC Bidco Pty Ltd	Ownership	100.000	Zurich Insurance Group Ltd.	NO	11		
		00000					Springworks International AB	.SWE	OTH	autoSense AG	Ownership	50.000	Zurich Insurance Group Ltd.	NO	11		
		.0212	Zurich U.S. Insurance Pool Group	26387	52-0981481				Steadfast Insurance Company	.IL	OTH	Zurich American Insurance Company	Ownership	100.000	Zurich Insurance Group Ltd.	NO	11
				00000					Stratos Limited	.NZL	OTH	DTC NZ Bidco Limited	Ownership	100.000	Zurich Insurance Group Ltd.	NO	11
				00000					Swiss Insurance Management (Hong Kong) Limited	.HKG	OTH	Zurich Services (Hong Kong) Limited	Ownership	0.495	Zurich Insurance Group Ltd.	NO	11
				00000					Swiss Insurance Management (Hong Kong) Limited	.HKG	OTH	Zurich Insurance Holdings (Hong Kong) Limited	Ownership	99.505	Zurich Insurance Group Ltd.	NO	11
00000							TDG Tele Dienste GmbH	.DEU	OTH	Zurich Beteiligungs-Aktiengesellschaft (Deutschland)	Ownership	100.000	Zurich Insurance Group Ltd.	NO	11		
00000							Tennyson Insurance Limited	.GBR	OTH	Zurich Holdings (UK) Limited	Ownership	100.000	Zurich Insurance Group Ltd.	NO	11		
00000							TGG Real Estate Holdings LLC	.DE	OTH	Zurich Cover-More Global Travel, Inc.	Ownership	100.000	Zurich Insurance Group Ltd.	NO	11		
00000	36-3839542						The Zurich Services Corporation	.IL	OTH	Zurich Holding Company of America, Inc.	Ownership	100.000	Zurich Insurance Group Ltd.	NO	11		
00000							TopReport Schadenbesichtigungs GmbH	.AUT	OTH	Zurich Versicherungs-Aktiengesellschaft	Ownership	14.286	Zurich Insurance Group Ltd.	NO	11		
00000							Travel Ace Chile S.A.	.CHL	OTH	Travel Ace Internacional de Servicios S.A.	Ownership	1.000	Zurich Insurance Group Ltd.	NO	11		
00000							Travel Ace Chile S.A.	.CHL	OTH	Zürich Versicherungs-Gesellschaft AG	Ownership	99.000	Zurich Insurance Group Ltd.	NO	11		
00000							Travel Ace Internacional de Servicios S.A.	.URY	OTH	Zürich Versicherungs-Gesellschaft AG	Ownership	100.000	Zurich Insurance Group Ltd.	NO	11		
00000							Travel Assist Pty Limited	.AUS	OTH	ASTIS Holdings Limited	Ownership	100.000	Zurich Insurance Group Ltd.	NO	11		
00000							Travel Guard Americas LLC	.WI	OTH	Zurich Cover-More Global Travel, Inc.	Ownership	100.000	Zurich Insurance Group Ltd.	NO	11		
00000	13-2978727						Travel Guard Assist, Inc.	.DE	OTH	Zurich Cover-More Global Travel, Inc.	Ownership	100.000	Zurich Insurance Group Ltd.	NO	11		
00000							Travel Guard EMEA Limited	.GBR	OTH	Zurich Cover-More Global Travel, Inc.	Ownership	100.000	Zurich Insurance Group Ltd.	NO	11		
00000							Travel Guard Group Canada, Inc.	.CAN	OTH	Zurich Cover-More Global Travel, Inc.	Ownership	100.000	Zurich Insurance Group Ltd.	NO	11		
00000	39-1788198						Travel Guard Group, Inc.	.WI	OTH	Zurich Cover-More Global Travel, Inc.	Ownership	100.000	Zurich Insurance Group Ltd.	NO	11		
00000							Travel Insurance Partners Pty Ltd	.AUS	OTH	Travel Assist Pty Limited	Ownership	100.000	Zurich Insurance Group Ltd.	NO	11		
00000							Travel Insurance Services Canada Inc.	.CAN	OTH	World Travel Protection Canada Inc.	Ownership	100.000	Zurich Insurance Group Ltd.	NO	11		
00000					Travelx Insurance Services Limited	.DE	OTH	Cover-More Holdings USA Inc.	Ownership	100.000	Zurich Insurance Group Ltd.	NO	11				
00000	95-2670330				Truck Underwriters Association	.CA	OTH	Farmers Group, Inc.	Ownership	100.000	Zurich Insurance Group Ltd.	NO	7				
00000					Turegum Immobilien AG	.CHE	OTH	Zurich Versicherungs-Gesellschaft AG	Ownership	100.000	Zurich Insurance Group Ltd.	NO	11				
00000					UA Assistance S.A. de C.V.	.MEX	OTH	Travel Ace Internacional de Servicios S.A.	Ownership	0.000	Zurich Insurance Group Ltd.	NO	11				
00000					UA Assistance S.A. de C.V.	.MEX	OTH	Zürich Versicherungs-Gesellschaft AG	Ownership	100.000	Zurich Insurance Group Ltd.	NO	11				
00000					Universal Assistance Chile S.A.	.CHL	OTH	Zürich Versicherungs-Gesellschaft AG	Ownership	99.985	Zurich Insurance Group Ltd.	NO	11				

STATEMENT AS OF MARCH 31, 2026 OF THE FARMERS PROPERTY AND CASUALTY INSURANCE COMPANY

**SCHEDULE Y**

**PART 1A - DETAILS OF INSURANCE HOLDING COMPANY SYSTEM**

1	2	3	4	5	6	7	8	9	10	11	12	13	14	15	16
Group Code	Group Name	NAIC Company Code	ID Number	Federal RSSD	CIK	Name of Securities Exchange if Publicly Traded (U.S. or International)	Names of Parent, Subsidiaries Or Affiliates	Domi-ciliary Location	Relation-ship to Reporting Entity	Directly Controlled by (Name of Entity/Person)	Type of Control (Ownership, Board, Management, Attorney-in-Fact, Influence, Other)	If Control is Ownership Provide Percentage	Ultimate Controlling Entity(ies)/Person(s)	Is an SCA Filing Re-quired? (Yes/No)	*
		00000					Universal Assistance Chile S.A.	..CHL	... OTH	Travel Ace Internacional de Servicios S.A.	Ownership	0.015	Zurich Insurance Group Ltd.	... NO	...11
		00000					Universal Assistance S.A.	..URY	... OTH	Zürich Versicherungs-Gesellschaft AG	Ownership	100.000	Zurich Insurance Group Ltd.	... NO	...11
		00000					Universal Assistance S.A.U	..ARG	... OTH	Zürich Versicherungs-Gesellschaft AG	Ownership	100.000	Zurich Insurance Group Ltd.	... YES	...11
		00000					Universal Travel Assistance S.A.S.	..COL	... OTH	Zürich Versicherungs-Gesellschaft AG	Ownership	100.000	Zurich Insurance Group Ltd.	... NO	...11
.0212	Zurich U.S. Insurance Pool Group	41181	43-1249228				Universal Underwriters Insurance Company	..IL	... OTH	Zurich American Insurance Company	Ownership	100.000	Zurich Insurance Group Ltd.	... NO	...11
							Universal Underwriters of Texas Insurance Company	..IL	... OTH	Universal Underwriters Insurance Company	Ownership	100.000	Zurich Insurance Group Ltd.	... NO	...11
.0212	Zurich U.S. Insurance Pool Group	40843	36-3139101				Universal Underwriters Service Corporation	..MO	... OTH	Zurich Holding Company of America, Inc.	Ownership	100.000	Zurich Insurance Group Ltd.	... NO	...11
		00000	43-1269296				Universal Assistance Inc.	..FL	... OTH	Universal Assistance S.A.	Ownership	0.000	Zurich Insurance Group Ltd.	... NO	...11
		00000	65-0917511				Vehicle Dealer Solutions, Inc.	..FL	... OTH	Zurich Holding Company of America, Inc.	Ownership	100.000	Zurich Insurance Group Ltd.	... NO	...11
		00000	26-1282208				Western Star Insurance Services, Inc.	..TX	... OTH	FIG Leasing Co, Inc.	Ownership	100.000	Zurich Insurance Group Ltd.	... NO	...7
		00000	74-1593853				Wohnen H3B Humboldtthafen GmbH&Co.KG	..DEU	... OTH	REX-ZDHL S.C.S. SICAV-SIF	Ownership	94.900	Zurich Insurance Group Ltd.	... NO	...11
		00000					World Travel Protection Canada Inc.	..CAN	... OTH	Zurich Canadian Holdings Limited	Ownership	100.000	Zurich Insurance Group Ltd.	... NO	...11
		00000					Z flex Gesellschaft fur Personaldienstleistungen mbH	..DEU	... OTH	Zurich Betheiligungs-Aktiengesellschaft (Deutschland)	Ownership	100.000	Zurich Insurance Group Ltd.	... NO	...11
		00000	20-3537353				ZCM (U.S.) Limited	..DE	... OTH	Zurich Finance Company Ltd	Ownership	100.000	Zurich Insurance Group Ltd.	... NO	...11
		00000					ZCM Asset Holding Company (Bermuda) Limited	..BMU	... OTH	Zurich Finance Company Ltd	Ownership	100.000	Zurich Insurance Group Ltd.	... NO	...11
		00000					ZGEE14 Limited	..GBR	... OTH	Zurich Legacy Solutions Services (UK) Limited	Ownership	100.000	Zurich Insurance Group Ltd.	... NO	...11
		00000					ZLS Aseguradora de Colombia S.A	..COL	... OTH	Zürich Lebensversicherungs-Gesellschaft AG	Ownership	4.430	Zurich Insurance Group Ltd.	... NO	...11
		00000					ZLS Aseguradora de Colombia S.A	..COL	... OTH	Zürich Versicherungs-Gesellschaft AG	Ownership	95.000	Zurich Insurance Group Ltd.	... NO	...11
		00000	02-0802795				ZNA Services, LLC	..DE	... OTH	Zurich Holding Company of America, Inc.	Ownership	100.000	Zurich Insurance Group Ltd.	... NO	...11
		00000					ZSF / Office KY, LLC	..DE	... OTH	Euclid Office LP	Ownership	100.000	Zurich Insurance Group Ltd.	... NO	...11
		00000					ZSF / Office NV, LLC	..DE	... OTH	Euclid Office LP	Ownership	100.000	Zurich Insurance Group Ltd.	... NO	...11
		00000					ZSF KY Annex, LLC	..DE	... OTH	Euclid KY Annex, LP	Ownership	100.000	Zurich Insurance Group Ltd.	... NO	...11
		00000					ZSF/Bloomington, LLC	..DE	... OTH	Bloomington Office LP	Ownership	100.000	Zurich Insurance Group Ltd.	... NO	...11
		00000	46-4506193				ZSF/C1 MGP Manager, Inc	..DE	... OTH	Zurich Structured Finance, Inc.	Ownership	100.000	Zurich Insurance Group Ltd.	... NO	...11
		00000					ZSF/C1 MGP, LLC	..DE	... OTH	ZSF/C1 MGP Manager, Inc	Ownership	1.000	Zurich Insurance Group Ltd.	... NO	...11
		00000					ZSF/C1 MGP, LLC	..DE	... OTH	Zurich Structured Finance, Inc.	Ownership	99.000	Zurich Insurance Group Ltd.	... NO	...11
		00000	46-4480487				ZSF/C2 MGP Manager, Inc	..DE	... OTH	Zurich Structured Finance, Inc.	Ownership	100.000	Zurich Insurance Group Ltd.	... NO	...11
		00000					ZSF/C2 MGP, LLC	..DE	... OTH	ZSF/CF2 MGP Manager, Inc	Ownership	1.000	Zurich Insurance Group Ltd.	... NO	...11
		00000					ZSF/C2 MGP, LLC	..DE	... OTH	Zurich Structured Finance, Inc.	Ownership	99.000	Zurich Insurance Group Ltd.	... NO	...11
		00000					ZSF/Dallas Tower, LLC	..DE	... OTH	Dallas Tower LP	Ownership	100.000	Zurich Insurance Group Ltd.	... NO	...11
		00000					ZSG Kfz-ZulassungsservicegesmbH	..AUT	... OTH	Zurich Versicherungs-Aktiengesellschaft	Ownership	33.333	Zurich Insurance Group Ltd.	... NO	...11
		00000					Zurich - Companhia de Seguros Vida S.A.	..PRT	... OTH	Zurich Finanz-Gesellschaft AG	Ownership	0.001	Zurich Insurance Group Ltd.	... NO	...11
		00000					Zurich - Companhia de Seguros Vida S.A.	..PRT	... OTH	Zurich Investments Life S.p.A.	Ownership	0.001	Zurich Insurance Group Ltd.	... NO	...11
		00000					Zurich - Companhia de Seguros Vida S.A.	..PRT	... OTH	Zurich Lebensversicherungs-Gesellschaft AG	Ownership	99.996	Zurich Insurance Group Ltd.	... NO	...11
		00000					Zurich - Companhia de Seguros Vida S.A.	..PRT	... OTH	Zurich Versicherungs-Gesellschaft AG	Ownership	0.001	Zurich Insurance Group Ltd.	... NO	...11
		00000					Zurich - Companhia de Seguros Vida S.A.	..PRT	... OTH	Zurich Vida, Compania de Seguros y Reaseguros, S.A. - Socied	Ownership	0.001	Zurich Insurance Group Ltd.	... NO	...11
		00000					Zurich (Scotland) Limited Partnership	..GBR	... OTH	Zurich General Partner (Scotland) Ltd	Ownership	100.000	Zurich Insurance Group Ltd.	... NO	...11
		00000					Zurich Advice Network Limited	..GBR	... OTH	Allied Dunbar Assurance plc	Ownership	100.000	Zurich Insurance Group Ltd.	... NO	...11
		00000					Zurich AFIN Mexico, S.A. DE C.V.	..MEX	... OTH	Zurich Compania de Sefuros, S.A.	Ownership	0.002	Zurich Insurance Group Ltd.	... NO	...11
		00000					Zurich AFIN Mexico, S.A. DE C.V.	..MEX	... OTH	Zurich Versicherungs-Gesellschaft AG	Ownership	99.998	Zurich Insurance Group Ltd.	... NO	...11
		00000	04-3126497				Zurich Agency Services Inc.	..MA	... OTH	Zurich Holding Company of America, Inc.	Ownership	100.000	Zurich Insurance Group Ltd.	... NO	...11
		00000	86-1164252				Zurich Alternative Asset Management, LLC	..DE	... OTH	Zurich Holding Company of America, Inc.	Ownership	100.000	Zurich Insurance Group Ltd.	... NO	...11

12.10

STATEMENT AS OF MARCH 31, 2026 OF THE FARMERS PROPERTY AND CASUALTY INSURANCE COMPANY

**SCHEDULE Y**

**PART 1A - DETAILS OF INSURANCE HOLDING COMPANY SYSTEM**

1	2	3	4	5	6	7	8	9	10	11	12	13	14	15	16
Group Code	Group Name	NAIC Company Code	ID Number	Federal RSSD	CIK	Name of Securities Exchange if Publicly Traded (U.S. or International)	Names of Parent, Subsidiaries Or Affiliates	Domi-ciliary Location	Relation-ship to Reporting Entity	Directly Controlled by (Name of Entity/Person)	Type of Control (Ownership, Board, Management, Attorney-in-Fact, Influence, Other)	If Control is Ownership Provide Percentage	Ultimate Controlling Entity(ies)/Person(s)	Is an SCA Filing Re-quired? (Yes/No)	*
		00000					Zurich America Latina Serviços Brasil Ltda.	..BRA.....	OTH.....	Zurich Lebensversicherungs-Gesellschaft AG	Ownership.....	0.010	Zurich Insurance Group Ltd.	...YES.....	11
		00000					Zurich America Latina Serviços Brasil Ltda.	..BRA.....	OTH.....	Zurich Versicherungs-Gesellschaft AG	Ownership.....	99.990	Zurich Insurance Group Ltd.	...NO.....	11
.0212	Zurich U.S. Insurance Pool Group	16535	36-4233459				Zurich American Insurance Company	..NY.....	OTH.....	Zurich Holding Company of America, Inc.	Ownership.....	100.000	Zurich Insurance Group Ltd.	...NO.....	11
							Zurich American Insurance Company of Illinois	..IL.....	OTH.....	American Zurich Insurance Company	Ownership.....	100.000	Zurich Insurance Group Ltd.	...NO.....	11
.0212	Zurich U.S. Insurance Pool Group	27855	36-2781080				Zurich American Life Insurance Company	..IL.....	OTH.....	Zurich Holding Company of America, Inc.	Ownership.....	100.000	Zurich Insurance Group Ltd.	...NO.....	11
.0212	Zurich Ins Group	90557	36-3050975				Zurich American Life Insurance Company of New York	..NY.....	OTH.....	Zurich American Life Insurance Company	Ownership.....	100.000	Zurich Insurance Group Ltd.	...NO.....	11
		00000					Zurich Argentina Cia. de Seguros S.A.	..ARG.....	OTH.....	Inversiones Suizo-Argentina S.A.	Ownership.....	55.461	Zurich Insurance Group Ltd.	...NO.....	11
		00000	AA-2130022				Zurich Argentina Cia. de Seguros S.A.	..ARG.....	OTH.....	Zurich Versicherungs-Gesellschaft AG	Ownership.....	44.536	Zurich Insurance Group Ltd.	...NO.....	11
		00000	AA-2130022				Zurich Argentina Compania de Seguros de Retiro S.A.	..ARG.....	OTH.....	Zurich Argentina Cia. de Seguros S.A.	Ownership.....	46.642	Zurich Insurance Group Ltd.	...NO.....	11
		00000					Zurich Argentina Compania de Seguros de Retiro S.A.	..ARG.....	OTH.....	Zurich Versicherungs-Gesellschaft AG	Ownership.....	53.358	Zurich Insurance Group Ltd.	...NO.....	11
		00000					Zurich Aseguradora Argentina S.A.	..ARG.....	OTH.....	Zürich Versicherungs-Gesellschaft AG	Ownership.....	99.900	Zurich Insurance Group Ltd.	...NO.....	11
		00000					Zurich Aseguradora Mexicana, S.A. de C.V.	..MEX.....	OTH.....	Zürich Lebensversicherungs-Gesellschaft AG	Ownership.....	0.000	Zurich Insurance Group Ltd.	...NO.....	11
		00000					Zurich Aseguradora Mexicana, S.A. de C.V.	..MEX.....	OTH.....	Zürich Versicherungs-Gesellschaft AG	Ownership.....	100.000	Zurich Insurance Group Ltd.	...NO.....	11
		00000					Zurich Assurance Ltd	..GBR.....	OTH.....	Eagle Star Holdings Limited	Ownership.....	100.000	Zurich Insurance Group Ltd.	...NO.....	11
		00000					Zurich Assure Australia Pty Limited	..AUS.....	OTH.....	Zurich Financial Services Australia Limited	Ownership.....	100.000	Zurich Insurance Group Ltd.	...NO.....	11
		00000					Zurich Australia Limited	..AUS.....	OTH.....	Zurich Financial Services Australia Limited	Ownership.....	100.000	Zurich Insurance Group Ltd.	...NO.....	11
		00000	AA-1930995				Zurich Australian Insurance Limited	..AUS.....	OTH.....	Zurich Financial Services Australia Limited	Ownership.....	100.000	Zurich Insurance Group Ltd.	...NO.....	11
		00000					Zurich Australian Insurance Properties Pty Limited	..AUS.....	OTH.....	Zurich Australia Limited	Ownership.....	40.000	Zurich Insurance Group Ltd.	...NO.....	11
		00000					Zurich Australian Insurance Properties Pty Limited	..AUS.....	OTH.....	Zurich Australian Insurance Limited	Ownership.....	60.000	Zurich Insurance Group Ltd.	...NO.....	11
		00000					Zurich Australian Property Holdings Pty Ltd	..AUS.....	OTH.....	Zürich Versicherungs-Gesellschaft AG	Ownership.....	100.000	Zurich Insurance Group Ltd.	...NO.....	11
		00000					Zurich Bank International Limited	..GBR.....	OTH.....	Dunbar Assets Ireland	Ownership.....	100.000	Zurich Insurance Group Ltd.	...NO.....	11
		00000	13-4186554				Zurich Benefit Finance LLC	..DE.....	OTH.....	Zurich Holding Company of America, Inc.	Ownership.....	100.000	Zurich Insurance Group Ltd.	...NO.....	11
		00000					Zurich Beteiligungs-Aktiengesellschaft (Deutschland)	..DEU.....	OTH.....	Zurich IT Service AG Niederlassung fur Deutschland	Ownership.....	82.617	Zurich Insurance Group Ltd.	...NO.....	11
		00000					Zurich Beteiligungs-Aktiengesellschaft (Deutschland)	..DEU.....	OTH.....	Zurich Leben Service AG Niederlassung fur Deutschland	Ownership.....	17.383	Zurich Insurance Group Ltd.	...NO.....	11
		00000					Zurich Brand and Experience Studio Spain, S.L.	..ESP.....	OTH.....	Zürich Versicherungs-Gesellschaft AG	Ownership.....	100.000	Zurich Insurance Group Ltd.	...NO.....	11
		00000					Zurich Brasil Capitalizacao S.A	..BRA.....	OTH.....	Zurich Versicherungs-Gesellschaft AG	Ownership.....	100.000	Zurich Insurance Group Ltd.	...NO.....	11
		00000					Zurich Brasil Companhia de Seguros	..BRA.....	OTH.....	Zurich Minas Brasil Seguros S.A.	Ownership.....	100.000	Zurich Insurance Group Ltd.	...NO.....	11
		00000					Zurich Building Control Services Limited	..GBR.....	OTH.....	Zurich Holdings (UK) Limited	Ownership.....	100.000	Zurich Insurance Group Ltd.	...NO.....	11
		00000					Zurich Canadian Holdings Limited	..CAN.....	OTH.....	Zurich Insurance Company Ltd, Canadian Branch	Ownership.....	68.819	Zurich Insurance Group Ltd.	...NO.....	11
		00000					Zurich Canadian Holdings Limited	..CAN.....	OTH.....	Zurich Versicherungs-Gesellschaft AG	Ownership.....	31.181	Zurich Insurance Group Ltd.	...NO.....	11
		00000					Zurich Commercial Services (Europe) GmbH	..DEU.....	OTH.....	Zurich Beteiligungs-Aktiengesellschaft (Deutschland)	Ownership.....	100.000	Zurich Insurance Group Ltd.	...NO.....	11
		00000					Zurich Community Trust (UK) Limited	..GBR.....	OTH.....	Zurich Financial Services (UKISA) Limited	Ownership.....	50.000	Zurich Insurance Group Ltd.	...NO.....	11
		00000					Zurich Community Trust (UK) Limited	..GBR.....	OTH.....	Zurich Financial Services (UKISA) Nominees Limited	Ownership.....	50.000	Zurich Insurance Group Ltd.	...NO.....	11

12.11

STATEMENT AS OF MARCH 31, 2026 OF THE FARMERS PROPERTY AND CASUALTY INSURANCE COMPANY

**SCHEDULE Y**

**PART 1A - DETAILS OF INSURANCE HOLDING COMPANY SYSTEM**

1	2	3	4	5	6	7	8	9	10	11	12	13	14	15	16
Group Code	Group Name	NAIC Company Code	ID Number	Federal RSSD	CIK	Name of Securities Exchange if Publicly Traded (U.S. or International)	Names of Parent, Subsidiaries Or Affiliates	Domiciliary Location	Relationship to Reporting Entity	Directly Controlled by (Name of Entity/Person)	Type of Control (Ownership, Board, Management, Attorney-in-Fact, Influence, Other)	If Control is Ownership Provide Percentage	Ultimate Controlling Entity(ies)/Person(s)	Is an SCA Filing Required? (Yes/No)	*
		00000					Zurich Compania de Reasegueros Argentina S.A.	.ARG.	OTH.	Inversiones Suizo-Argentina S.A.	Ownership	95.000	Zurich Insurance Group Ltd.	NO	11
		00000					Zurich Compania de Reasegueros Argentina S.A.	.ARG.	OTH.	Zurich Versicherungs-Gesellschaft AG	Ownership	5.000	Zurich Insurance Group Ltd.	NO	11
		00000					Zurich Compania de Seguros, S.A.	.MEX.	OTH.	Zurich Versicherungs-Gesellschaft AG	Ownership	99.883	Zurich Insurance Group Ltd.	NO	11
		00000					Zurich Corporate Member UK Limited	.GBR.	OTH.	Zurich Holdings (UK) Limited	Ownership	100.000	Zurich Insurance Group Ltd.	NO	11
		00000					Zurich Corredora de Bolsa S.A.	.CHL.	OTH.	Inversiones Suizo Chilena S.A.	Ownership	99.000	Zurich Insurance Group Ltd.	NO	11
		00000					Zurich Corredora de Bolsa S.A.	.CHL.	OTH.	Zurich Investments Chile S.A.	Ownership	1.000	Zurich Insurance Group Ltd.	NO	11
		00000	02-0547704				Zurich Cover-More Global Travel, Inc.	.DE.	OTH.	Zurich Holding Company of America, Inc.	Ownership	100.000	Zurich Insurance Group Ltd.	NO	11
		00000					Zurich Customer Active Management, d.o.o.	.SVN.	OTH.	Zürich Versicherungs-Gesellschaft AG	Ownership	100.000	Zurich Insurance Group Ltd.	YES	11
		00000	36-4412924				Zurich CZI Management Holding Ltd.	.DE.	OTH.	Zurich Global Investment Management Inc.	Ownership	100.000	Zurich Insurance Group Ltd.	NO	11
		00000					Zurich Deutscher Herold Lebensversicherung Aktiengesellschaft	.DEU.	OTH.	Deutscher Herold Aktiengesellschaft	Ownership	67.540	Zurich Insurance Group Ltd.	NO	11
		00000					Zurich Deutscher Herold Lebensversicherung Aktiengesellschaft	.DEU.	OTH.	Zurich Beteiligungs-Aktiengesellschaft (Deutschland)	Ownership	32.460	Zurich Insurance Group Ltd.	NO	11
		00000					Zurich Digital International Private Limited	.IND.	OTH.	Zurich Insurance Mobile Solutions AG	Ownership	99.990	Zurich Insurance Group Ltd.	NO	11
		00000					Zurich Digital International Private Limited	.IND.	OTH.	Servizurich S.A. - Sociedad Unipersonal	Ownership	0.010	Zurich Insurance Group Ltd.	NO	11
		00000	95-4773780				Zurich E&S Insurance Brokerage, Inc.	.CA.	OTH.	Zurich American Insurance Company	Ownership	100.000	Zurich Insurance Group Ltd.	NO	11
		00000					Zurich Employment Services Limited	.GBR.	OTH.	Zurich Financial Services (UKISA) Limited	Ownership	100.000	Zurich Insurance Group Ltd.	NO	11
		00000					Zurich Employment Services Limited, Swindon, Zweigniederlassung Zürich	.CHE.	OTH.	Zurich Employment Services Limited	Ownership	100.000	Zurich Insurance Group Ltd.	NO	11
		00000					Zurich Engineering Inspection Services Ireland Limited	.IRL.	OTH.	Zurich Insurance plc	Ownership	100.000	Zurich Insurance Group Ltd.	NO	11
		00000					Zurich Eurolife S.A.	.LUX.	OTH.	Zurich Lebensversicherungs-Gesellschaft AG	Ownership	90.000	Zurich Insurance Group Ltd.	NO	11
		00000					Zurich Eurolife S.A.	.LUX.	OTH.	Zurich Versicherungs-Gesellschaft AG	Ownership	10.000	Zurich Insurance Group Ltd.	NO	11
		00000	48-1195826				Zurich F&I Reinsurance T&C Limited	.TCA.	OTH.	Universal Underwriters Service Corporation	Ownership	100.000	Zurich Insurance Group Ltd.	NO	11
		00000	48-1195826				Zurich F&I Reinsurance T&C Limited	.TCA.	OTH.	Zurich Agency Services Inc.	Ownership	0.001	Zurich Insurance Group Ltd.	NO	11
		00000					Zurich Fianzas Mexico, S.A.DE C.V.	.MEX.	OTH.	Zurich Versicherungs-Gesellschaft AG	Ownership	100.000	Zurich Insurance Group Ltd.	NO	11
		00000					Zurich Finance (Australia) Limited	.AUS.	OTH.	Zürich Versicherungs-Gesellschaft AG	Ownership	100.000	Zurich Insurance Group Ltd.	NO	11
		00000					Zurich Finance (Ireland) DAC	.IRL.	OTH.	Zürich Versicherungs-Gesellschaft AG	Ownership	100.000	Zurich Insurance Group Ltd.	NO	11
		00000					Zurich Finance (Ireland) II DAC	.IRL.	OTH.	Zürich Versicherungs-Gesellschaft AG	Ownership	100.000	Zurich Insurance Group Ltd.	NO	11
		00000					Zurich Finance (UK) plc	.GBR.	OTH.	Zurich Financial Services (UKISA) Limited	Ownership	99.998	Zurich Insurance Group Ltd.	NO	11
		00000					Zurich Finance (UK) plc	.GBR.	OTH.	Zurich Financial Services (UKISA) Nominees Limited	Ownership	0.002	Zurich Insurance Group Ltd.	NO	11
		00000					Zurich Finance Company Ltd	.CHE.	OTH.	Zurich Versicherungs-Gesellschaft AG	Ownership	100.000	Zurich Insurance Group Ltd.	NO	11
		00000					Zurich Financial Services (Isle of Man) Group Services Limit	.GBR.	OTH.	Zurich Versicherungs-Gesellschaft AG	Ownership	100.000	Zurich Insurance Group Ltd.	NO	11
		00000					Zurich Financial Services (Isle of Man) Holdings Limited	.GBR.	OTH.	Zurich Versicherungs-Gesellschaft AG	Ownership	100.000	Zurich Insurance Group Ltd.	NO	11
		00000					Zurich Financial Services (Isle of Man) Insurance Manager Lt	.GBR.	OTH.	Zurich Versicherungs-Gesellschaft AG	Ownership	100.000	Zurich Insurance Group Ltd.	NO	11
		00000					Zurich Financial Services (UKISA) Limited	.GBR.	OTH.	Allied Zurich Holdings Limited	Ownership	90.316	Zurich Insurance Group Ltd.	NO	11
		00000					Zurich Financial Services (UKISA) Limited	.GBR.	OTH.	Zurich Insurance plc	Ownership	9.684	Zurich Insurance Group Ltd.	NO	11
		00000					Zurich Financial Services (UKISA) Nominees Limited	.GBR.	OTH.	Zurich Financial Services (UKISA) Limited	Ownership	100.000	Zurich Insurance Group Ltd.	NO	11
		00000	AA-1930995				Zurich Financial Services Australia Limited	.AUS.	OTH.	Zurich Versicherungs-Gesellschaft AG	Ownership	100.000	Zurich Insurance Group Ltd.	NO	11

STATEMENT AS OF MARCH 31, 2026 OF THE FARMERS PROPERTY AND CASUALTY INSURANCE COMPANY

**SCHEDULE Y**

**PART 1A - DETAILS OF INSURANCE HOLDING COMPANY SYSTEM**

1	2	3	4	5	6	7	8	9	10	11	12	13	14	15	16
Group Code	Group Name	NAIC Company Code	ID Number	Federal RSSD	CIK	Name of Securities Exchange if Publicly Traded (U.S. or International)	Names of Parent, Subsidiaries Or Affiliates	Domiciliary Location	Relationship to Reporting Entity	Directly Controlled by (Name of Entity/Person)	Type of Control (Ownership, Board, Management, Attorney-in-Fact, Influence, Other)	If Control is Ownership Provide Percentage	Ultimate Controlling Entity(ies)/Person(s)	Is an SCA Filing Required? (Yes/No)	*
		00000					Zurich Financial Services EUB Holdings Limited	.IRL	OTH	Zurich Ins Group	Ownership	0.083	Zurich Insurance Group Ltd.	NO	11
		00000					Zurich Financial Services EUB Holdings Limited	.IRL	OTH	Zurich Insurance Group Ltd.	Ownership	99.917	Zurich Insurance Group Ltd.	NO	11
		00000					Zurich Financial Services UK Pension Trustee Limited	.GBR	OTH	Zurich Financial Services (UKISA) Limited	Ownership	99.000	Zurich Insurance Group Ltd.	NO	11
		00000					Zurich Finanz-Gesellschaft AG	.CHE	OTH	Zurich Versicherungs-Gesellschaft AG	Ownership	100.000	Zurich Insurance Group Ltd.	NO	11
		00000					Zurich General Insurance (Hong Kong) Limited	.HKG	OTH	Zurich Insurance Company Ltd, Hong Kong Branch	Ownership	100.000	Zurich Insurance Group Ltd.	NO	11
		00000					Zurich General Insurance Company (China) Limited	.CHN	OTH	Zurich Versicherungs-Gesellschaft AG	Ownership	100.000	Zurich Insurance Group Ltd.	NO	11
		00000					Zurich General Insurance Malaysia Berhad	.MYS	OTH	Zürich Versicherungs-Gesellschaft AG	Ownership	100.000	Zurich Insurance Group Ltd.	NO	9
		00000					Zurich General Partner (Scotland) Ltd	.GBR	OTH	Allied Zurich Holdings Limited	Ownership	100.000	Zurich Insurance Group Ltd.	NO	11
		00000					Zurich General Takaful Malaysia Berhad	.MYS	OTH	Zurich Holdings Malaysia Berhad	Ownership	100.000	Zurich Insurance Group Ltd.	NO	11
		00000					Zurich GL Servicios Mexico, S.A. de C.V.	.MEX	OTH	Zurich Compania de Seguros, S.A.	Ownership	5.000	Zurich Insurance Group Ltd.	NO	11
		00000					Zurich GL Servicios Mexico, S.A. de C.V.	.MEX	OTH	Zurich Vida, Compañia de Seguros, S.A.	Ownership	95.000	Zurich Insurance Group Ltd.	NO	11
		00000					Zurich Global Corporate UK Limited	.GBR	OTH	Zurich Holdings (UK) Limited	Ownership	100.000	Zurich Insurance Group Ltd.	NO	11
		00000	04-3729755				Zurich Global Investment Management Inc.	.DE	OTH	Zurich Holding Company of America, Inc.	Ownership	100.000	Zurich Insurance Group Ltd.	NO	11
		00000					Zurich Global Specialty Limited	.GBR	OTH	Zurich Holdings (UK) Limited	Ownership	100.000	Zurich Insurance Group Ltd.	NO	11
		00000					Zurich Global Ventures MGA Solutions (SA)	.BEL	OTH	Zürich Versicherungs-Gesellschaft AG	Ownership	100.000	Zurich Insurance Group Ltd.	NO	11
		00000	98-0129609				Zurich Global, Ltd.	.BMU	OTH	Zurich Holding Company of America, Inc.	Ownership	100.000	Zurich Insurance Group Ltd.	NO	11
		00000					Zurich Group Pension Services (UK) Ltd	.GBR	OTH	Zurich Assurance Ltd	Ownership	100.000	Zurich Insurance Group Ltd.	NO	11
		00000					Zurich GSH Limited	.GBR	OTH	Zurich Holdings (UK) Limited	Ownership	100.000	Zurich Insurance Group Ltd.	NO	11
		00000	36-3096373				Zurich Holding Company of America, Inc.	.DE	OTH	Zurich Versicherungs-Gesellschaft AG	Ownership	100.000	Zurich Insurance Group Ltd.	NO	11
		00000					Zurich Holding Ireland Limited	.IRL	OTH	Zurich Versicherungs-Gesellschaft AG	Ownership	100.000	Zurich Insurance Group Ltd.	NO	11
		00000					Zurich Holding SE	.DEU	OTH	Zürich Versicherungs-Gesellschaft AG	Ownership	100.000	Zurich Insurance Group Ltd.	NO	11
		00000					Zurich Holdings (UK) Limited	.GBR	OTH	Zurich Versicherungs-Gesellschaft AG	Ownership	100.000	Zurich Insurance Group Ltd.	NO	11
		00000					Zurich Immobilien (Deutschland) AG & Co. KG	.DEU	OTH	Zurich Immobilien-treuhand (Deutschland) GmbH	Ownership	0.000	Zurich Insurance Group Ltd.	NO	11
		00000					Zurich Immobilien Liegenschaftsverwaltungs-GesmbH	.AUT	OTH	Zurich Versicherungs-Gesellschaft AG	Ownership	100.000	Zurich Insurance Group Ltd.	NO	11
		00000					Zurich Immobilien-treuhand (Deutschland) GmbH	.DEU	OTH	Zurich Deutscher Herold Lebensversicherung Aktiengesellschaft	Ownership	100.000	Zurich Insurance Group Ltd.	NO	11
		00000					Zurich Insurance Company (U.K.) Limited	.GBR	OTH	Zurich Versicherungs-Gesellschaft AG	Ownership	100.000	Zurich Insurance Group Ltd.	NO	11
		00000					Zurich Insurance Company Escritorio de Representacao no Bras	.BRA	OTH	Zurich Versicherungs-Gesellschaft AG	Ownership	100.000	Zurich Insurance Group Ltd.	NO	11
		00000					Zurich Insurance Company Ltd., Representative Office Buenos Aires	.ARG	OTH	Zurich Versicherungs-Gesellschaft AG	Ownership	100.000	Zurich Insurance Group Ltd.	NO	11
		00000			0001127799	SIX Swiss Exchange	Zurich Insurance Group Ltd.	.CHE	OTH	Board of Directors	Board	0.000	Shareholders	NO	11
		00000					Zurich Insurance Holdings (Hong Kong) Limited	.HKG	OTH	Zurich Versicherungs-Gesellschaft AG	Ownership	100.000	Zurich Insurance Group Ltd.	NO	11
		00000					Zurich Insurance Malaysia Berhad	.MYS	OTH	Zurich Versicherungs-Gesellschaft AG	Ownership	100.000	Zurich Insurance Group Ltd.	NO	11
		00000	AA-1780059				Zurich Insurance plc	.IRL	OTH	Zurich Beteiligungs-Aktiengesellschaft (Deutschland)	Ownership	25.074	Zurich Insurance Group Ltd.	NO	11
		00000	AA-1780059				Zurich Insurance plc	.IRL	OTH	Zurich Holding Ireland Limited	Ownership	70.405	Zurich Insurance Group Ltd.	NO	11
		00000	AA-1780059				Zurich Insurance plc	.IRL	OTH	Zurich Insurance Company Ltd - Rappresentanza Generale per l	Ownership	4.521	Zurich Insurance Group Ltd.	NO	11
		00000					Zurich Insurance plc, Representative Office Buenos Aires	.ARG	OTH	Zurich Insurance plc	Ownership	100.000	Zurich Insurance Group Ltd.	NO	11
		00000					Zurich Intermediary Group Limited	.GBR	OTH	Zurich Financial Services (UKISA) Limited	Ownership	99.999	Zurich Insurance Group Ltd.	NO	11

STATEMENT AS OF MARCH 31, 2026 OF THE FARMERS PROPERTY AND CASUALTY INSURANCE COMPANY

**SCHEDULE Y**

**PART 1A - DETAILS OF INSURANCE HOLDING COMPANY SYSTEM**

1	2	3	4	5	6	7	8	9	10	11	12	13	14	15	16
Group Code	Group Name	NAIC Company Code	ID Number	Federal RSSD	CIK	Name of Securities Exchange if Publicly Traded (U.S. or International)	Names of Parent, Subsidiaries Or Affiliates	Domi-ciliary Location	Relation-ship to Reporting Entity	Directly Controlled by (Name of Entity/Person)	Type of Control (Ownership, Board, Management, Attorney-in-Fact, Influence, Other)	If Control is Ownership Provide Percentage	Ultimate Controlling Entity(ies)/Person(s)	Is an SCA Filing Re-quired? (Yes/No)	*
		00000					Zurich Intermediary Group Limited	.GBR	OTH	Zurich Financial Services (UKISA) Nominees Limited	Ownership	0.001	Zurich Insurance Group Ltd.	NO	11
		00000	AA-1120018				Zurich International (UK) Limited	.GBR	OTH	Zurich Holdings (UK) Limited	Ownership	100.000	Zurich Insurance Group Ltd.	NO	11
		00000					Zurich International Life Limited	.GBR	OTH	Zurich Versicherungs-Gesellschaft AG	Ownership	100.000	Zurich Insurance Group Ltd.	NO	11
		00000					Zurich International Pensions Administration Limited	.IMN	OTH	Zurich International Life Limited	Ownership	100.000	Zurich Insurance Group Ltd.	NO	11
		00000					Zurich Invest AG	.CHE	OTH	Zurich Versicherungs-Gesellschaft AG	Ownership	100.000	Zurich Insurance Group Ltd.	NO	11
		00000					Zurich Investment Management Limited	.AUS	OTH	Zurich Australia Limited	Ownership	100.000	Zurich Insurance Group Ltd.	NO	11
		00000					Zurich Investment Services Limited	.BMU	OTH	Zurich Finance Company Ltd	Ownership	100.000	Zurich Insurance Group Ltd.	NO	11
		00000					Zurich Investments Life S.p.A.	.ITA	OTH	Zurich Insurance Company Ltd - Rappresentanza Generale per l	Ownership	100.000	Zurich Insurance Group Ltd.	NO	11
		00000					ZURICH IRELAND MASTER TRUSTEE DESIGNATED ACTIVITY COMPANY	.IRL	OTH	Zurich Life Assurance plc	Ownership	100.000	Zurich Insurance Group Ltd.	NO	11
		00000					Zurich Italy S.p.A.	.ITA	OTH	Zürich Versicherungs-Gesellschaft AG	Ownership	100.000	Zurich Insurance Group Ltd.	NO	11
		00000					Zurich JVCompany Servicios Mexico, S.A. DE C.V.	.MEX	OTH	Zurich Santander Seguros Mexico, S.A.	Ownership	99.998	Zurich Insurance Group Ltd.	NO	11
		00000					Zurich JVCompany Servicios Mexico, S.A. DE C.V.	.MEX	OTH	Zurich Vida, Compania de Seguros, S.A.	Ownership	0.002	Zurich Insurance Group Ltd.	NO	11
		00000					Zurich Kotak General Insurance Company (India) Limited	.IND	OTH	Zurich Shared Services Malaysia Sdn Bhd	Ownership		Zurich Insurance Group Ltd.	NO	11
		00000					Zurich Kotak General Insurance Company (India) Limited	.IND	OTH	Zürich Versicherungs-Gesellschaft AG	Ownership	70.000	Zurich Insurance Group Ltd.	NO	11
		00000					Zurich Kotak General Insurance Company (India) Limited	.IND	OTH	Zurich Finance Company AG	Ownership		Zurich Insurance Group Ltd.	NO	11
		00000					Zurich Kotak General Insurance Company (India) Limited	.IND	OTH	Zurich Services Malaysia Sdn Bhd	Ownership		Zurich Insurance Group Ltd.	NO	11
		00000					Zurich Kotak General Insurance Company (India) Limited	.IND	OTH	Zurich Australian Insurance Properties Pty Limited	Ownership		Zurich Insurance Group Ltd.	NO	11
		00000					Zurich Kotak General Insurance Company (India) Limited	.IND	OTH	Zurich Insurance Mobile Solutions AG	Ownership		Zurich Insurance Group Ltd.	NO	11
		00000					Zurich Kunden Center GmbH	.DEU	OTH	Zurich Beteiligungs-Aktiengesellschaft (Deutschland)	Ownership	100.000	Zurich Insurance Group Ltd.	NO	11
		00000					Zurich Latin America Holding S.L. - Sociedad Unipersonal	.ESP	OTH	Zurich Lebensversicherungs-Gesellschaft AG	Ownership	100.000	Zurich Insurance Group Ltd.	NO	11
		00000					Zurich Latin American Services S.A.	.ARG	OTH	Inversiones Suizo-Argentina S.A.	Ownership	6.320	Zurich Insurance Group Ltd.	NO	11
		00000					Zurich Latin American Services S.A.	.ARG	OTH	Zurich Versicherungs-Gesellschaft AG	Ownership	93.680	Zurich Insurance Group Ltd.	NO	11
		00000					Zurich Lebensversicherungs-Gesellschaft AG	.CHE	OTH	Zurich Versicherungs-Gesellschaft AG	Ownership	100.000	Zurich Insurance Group Ltd.	NO	11
		00000					Zurich Legacy Solutions Services (UK) Limited	.GBR	OTH	Zurich Versicherungs-Gesellschaft AG	Ownership	100.000	Zurich Insurance Group Ltd.	YES	9
		00000					Zurich Life Assurance plc	.IRL	OTH	Zurich Holding Ireland Limited	Ownership	100.000	Zurich Insurance Group Ltd.	NO	11
		00000					Zurich Life Insurance (Hong Kong) Limited	.HKG	OTH	Zürich Versicherungs-Gesellschaft AG	Ownership	100.000	Zurich Insurance Group Ltd.	NO	11
		00000					Zurich Life Insurance Company Ltd., Representative office Buenos Aires	.ARG	OTH	Zurich Lebensversicherungs-Gesellschaft AG	Ownership	100.000	Zurich Insurance Group Ltd.	NO	11
		00000					Zurich Life Preparatory Japan Co. Ltd.	.JPN	OTH	Zürich Lebensversicherungs-Gesellschaft AG	Ownership	100.000	Zurich Insurance Group Ltd.	NO	11
		00000					Zurich Livellell Services and Solutions AG	.CHE	OTH	Zürich Versicherungs-Gesellschaft AG	Ownership	100.000	Zurich Insurance Group Ltd.	NO	11
		00000					Zurich Management (Bermuda) Ltd	.BMU	OTH	Zurich Versicherungs-Gesellschaft AG	Ownership	100.000	Zurich Insurance Group Ltd.	NO	11
		00000					Zurich Management Services Limited	.GBR	OTH	Zurich Holdings (UK) Limited	Ownership	100.000	Zurich Insurance Group Ltd.	NO	11
		00000					Zurich Medical Analytics Pty Ltd	.AUS	OTH	Zürich Versicherungs-Gesellschaft AG	Ownership	100.000	Zurich Insurance Group Ltd.	NO	11
		00000					Zurich Minas Brasil Seguros S.A.	.BRA	OTH	Zurich Versicherungs-Gesellschaft AG	Ownership	100.000	Zurich Insurance Group Ltd.	NO	11
		00000					Zurich Pension Trustees Ireland Limited	.IRL	OTH	Zurich Insurance plc	Ownership	50.000	Zurich Insurance Group Ltd.	NO	11

12.14

STATEMENT AS OF MARCH 31, 2026 OF THE FARMERS PROPERTY AND CASUALTY INSURANCE COMPANY

**SCHEDULE Y**

**PART 1A - DETAILS OF INSURANCE HOLDING COMPANY SYSTEM**

1	2	3	4	5	6	7	8	9	10	11	12	13	14	15	16
Group Code	Group Name	NAIC Company Code	ID Number	Federal RSSD	CIK	Name of Securities Exchange if Publicly Traded (U.S. or International)	Names of Parent, Subsidiaries Or Affiliates	Domiciliary Location	Relationship to Reporting Entity	Directly Controlled by (Name of Entity/Person)	Type of Control (Ownership, Board, Management, Attorney-in-Fact, Influence, Other)	If Control is Ownership Provide Percentage	Ultimate Controlling Entity(ies)/Person(s)	Is an SCA Filing Required? (Yes/No)	*
		00000					Zurich Pension Trustees Ireland Limited	.IRL	OTH	Zurich Trustee Services Limited	Ownership	50.000	Zurich Insurance Group Ltd.	NO	11
		00000					Zurich Pension Trustees Limited	.GBR	OTH	Zurich Assurance Ltd	Ownership	100.000	Zurich Insurance Group Ltd.	NO	11
		00000					Zurich Pensions Management Limited	.GBR	OTH	Allied Dunbar Assurance plc	Ownership	100.000	Zurich Insurance Group Ltd.	NO	11
		00000					Zurich Lebensversicherungs-Gesellschaft AG								
		00000					Zurich Pensionskassen-Beratung AG	.CHE	OTH		Ownership	100.000	Zurich Insurance Group Ltd.	NO	11
		00000					Zurich Professional Limited	.GBR	OTH	Zurich Holdings (UK) Limited	Ownership	100.000	Zurich Insurance Group Ltd.	NO	11
		00000					Zurich Project Finance (UK) Limited	.GBR	OTH	Zürich Versicherungs-Gesellschaft AG	Ownership	100.000	Zurich Insurance Group Ltd.	NO	11
		00000					Zurich Properties Pty Limited	.AUS	OTH	Zurich Australia Limited	Ownership	40.001	Zurich Insurance Group Ltd.	NO	11
		00000					Zurich Properties Pty Limited	.AUS	OTH	Zurich Australian Insurance Limited	Ownership	59.999	Zurich Insurance Group Ltd.	NO	11
		00000					Zurich Property Services Malaysia Sdn Bhd	.MYS	OTH	Zurich Versicherungs-Gesellschaft AG	Ownership	100.000	Zurich Insurance Group Ltd.	NO	11
		00000	30-0165071				Zurich Realty, Inc.	.MD	OTH	Zurich Holding Company of America, Inc.	Ownership	100.000	Zurich Insurance Group Ltd.	NO	11
		00000					Zurich Rechtsschutz-Schadenservice GmbH	.DEU	OTH	Zurich Beteiligungs-Aktiengesellschaft (Deutschland)	Ownership	100.000	Zurich Insurance Group Ltd.	NO	11
		00000					Zurich Resseguradora Brasil S.A.	.BRA	OTH	Zurich Lebensversicherungs-Gesellschaft AG	Ownership	0.001	Zurich Insurance Group Ltd.	NO	11
		00000					Zurich Resseguradora Brasil S.A.	.BRA	OTH	Zurich Versicherungs-Gesellschaft AG	Ownership	99.999	Zurich Insurance Group Ltd.	NO	11
		00000					Zurich Risk Management Services (India) Private Limited	.IND	OTH	Zürich Rückversicherungs-Gesellschaft AG	Ownership	1.000	Zurich Insurance Group Ltd.	NO	11
		00000					Zurich Risk Management Services (India) Private Limited	.IND	OTH	Zurich Versicherungs-Gesellschaft AG	Ownership	99.000	Zurich Insurance Group Ltd.	NO	11
		00000					Zurich Rückversicherungs-Gesellschaft AG	.CHE	OTH	Zurich Versicherungs-Gesellschaft AG	Ownership	100.000	Zurich Insurance Group Ltd.	NO	11
		00000					Zurich Sander Vermögensverwaltungs AG (Deutschland)	.DEU	OTH	Zürich Beteiligungs-Aktiengesellschaft (Deutschland)	Ownership	32.460	Zurich Insurance Group Ltd.	NO	11
		00000					Zurich Sander Vermögensverwaltungs AG (Deutschland)	.DEU	OTH	Deutscher Herold Aktiengesellschaft	Ownership	67.540	Zurich Insurance Group Ltd.	NO	11
		00000					Zurich Santander Brasil Seguros e Previd ncia S.A.	.BRA	OTH	Zurich Latin America Holding S.L. - Sociedad Unipersonal	Ownership	0.220	Zurich Insurance Group Ltd.	NO	11
		00000					Zurich Santander Brasil Seguros e Previd ncia S.A.	.BRA	OTH	Zurich Santander Holding (Spain), S.L. - Zurich Santander Brasil Seguros e	Ownership	99.568	Zurich Insurance Group Ltd.	NO	11
		00000					Zurich Santander Brasil Seguros S.A.	.BRA	OTH	Previd ncia S.A.	Ownership	100.000	Zurich Insurance Group Ltd.	NO	11
		00000					Zurich Santander Holding (Spain), S.L.	.ESP	OTH	Zurich Santander Insurance America, S.L.	Ownership	100.000	Zurich Insurance Group Ltd.	NO	11
		00000					Zurich Santander Holding Dos (Spain), S.L.	.ESP	OTH	Zurich Santander Insurance America, S.L. - Zurich Latin America Holding S.L. -	Ownership	100.000	Zurich Insurance Group Ltd.	NO	11
		00000					Zurich Santander Insurance America, S.L.	.ESP	OTH	Sociedad Unipersonal	Ownership	51.000	Zurich Insurance Group Ltd.	NO	11
		00000					Zurich Santander Seguros Argentina S.A.	.ARG	OTH	Inversiones ZS America SpA	Ownership	4.000	Zurich Insurance Group Ltd.	NO	11
		00000					Zurich Santander Seguros Argentina S.A.	.ARG	OTH	Zurich Santander Insurance America, S.L.	Ownership	96.000	Zurich Insurance Group Ltd.	NO	11
		00000					Zurich Santander Seguros de Vida Chile S.A.	.CHL	OTH	Inversiones ZS America Dos Limitada	Ownership	99.782	Zurich Insurance Group Ltd.	NO	11
		00000					Zurich Santander Seguros de Vida Chile S.A.	.CHL	OTH	Inversiones ZS America SpA	Ownership	0.218	Zurich Insurance Group Ltd.	NO	11
		00000					Zurich Santander Seguros Generales Chile S.A.	.CHL	OTH	Inversiones ZS America Dos Limitada	Ownership	99.505	Zurich Insurance Group Ltd.	NO	11
		00000					Zurich Santander Seguros Generales Chile S.A.	.CHL	OTH	Inversiones ZS America SpA	Ownership	0.495	Zurich Insurance Group Ltd.	NO	11
		00000					Zurich Santander Seguros Mexico, S.A.	.MEX	OTH	Inversiones ZS America SpA	Ownership	0.001	Zurich Insurance Group Ltd.	NO	11
		00000					Zurich Santander Seguros Mexico, S.A.	.MEX	OTH	Zurich Santander Insurance America, S.L.	Ownership	99.999	Zurich Insurance Group Ltd.	NO	11
		00000					Zurich Schweiz Services AG	.CHE	OTH	Zürich Versicherungs-Gesellschaft AG	Ownership	100.000	Zurich Insurance Group Ltd.	NO	11
		00000					Zurich Seguros Ecuador, S.A.	.ECU	OTH	Zürich Versicherungs-Gesellschaft AG	Ownership	100.000	Zurich Insurance Group Ltd.	NO	11
		00000					Zurich Seguros Rentas Vitalicias Chile S.A.	.CHL	OTH	Zurich Servicios e Inversiones S.A.	Ownership	0.010	Zurich Insurance Group Ltd.	NO	11
		00000					Zurich Service GmbH	.DEU	OTH	Zurich Versicherungs-Aktiengesellschaft	Ownership	100.000	Zurich Insurance Group Ltd.	NO	11

STATEMENT AS OF MARCH 31, 2026 OF THE FARMERS PROPERTY AND CASUALTY INSURANCE COMPANY

**SCHEDULE Y**

**PART 1A - DETAILS OF INSURANCE HOLDING COMPANY SYSTEM**

1	2	3	4	5	6	7	8	9	10	11	12	13	14	15	16
Group Code	Group Name	NAIC Company Code	ID Number	Federal RSSD	CIK	Name of Securities Exchange if Publicly Traded (U.S. or International)	Names of Parent, Subsidiaries Or Affiliates	Domi-ciliary Location	Relation-ship to Reporting Entity	Directly Controlled by (Name of Entity/Person)	Type of Control (Ownership, Board, Management, Attorney-in-Fact, Influence, Other)	If Control is Ownership Provide Percentage	Ultimate Controlling Entity(ies)/Person(s)	Is an SCA Filing Re-quired? (Yes/No)	*
		00000					Zurich Services (Australia) Pty Limited	.AUS.	OTH.	Zurich Financial Services Australia Limited	Ownership	100.000	Zurich Insurance Group Ltd.	NO	11
		00000					Zurich Services (Hong Kong) Limited	.HKG.	OTH.	Zurich Insurance Holdings (Hong Kong) Limited	Ownership	99.997	Zurich Insurance Group Ltd.	NO	11
		00000					Zurich Services (Hong Kong) Limited	.HKG.	OTH.	Zürich Versicherungs-Gesellschaft AG	Ownership	0.003	Zurich Insurance Group Ltd.	NO	11
		00000					Zurich Services A.I.E.	.ESP.	OTH.	AIDE Asistencia Seguros y Reaseguros, S.A. - Sociedad Uniper	Ownership	0.001	Zurich Insurance Group Ltd.	NO	11
		00000					Zurich Services A.I.E.	.ESP.	OTH.	Bansabadell Pensiones, E.G.F.P, S.A.	Ownership	0.001	Zurich Insurance Group Ltd.	NO	11
		00000					Zurich Services A.I.E.	.ESP.	OTH.	Bansabadell Seguros Generales, S.A. de Seguros y Reaseguros	Ownership	0.001	Zurich Insurance Group Ltd.	NO	11
		00000					Zurich Services A.I.E.	.ESP.	OTH.	Bansabadell Vida S.A. de Seguros y Reaseguros	Ownership	0.001	Zurich Insurance Group Ltd.	NO	11
		00000					Zurich Services A.I.E.	.ESP.	OTH.	Zurich Insurance plc, Sucursal en Espana	Ownership	97.180	Zurich Insurance Group Ltd.	NO	11
		00000					Zurich Services A.I.E.	.ESP.	OTH.	Zurich Vida, Compania de Seguros y Reaseguros, S.A. - Societ	Ownership	2.816	Zurich Insurance Group Ltd.	NO	11
		00000					Zurich Services Company (Pty) Ltd	.AUS.	OTH.	Zürich Versicherungs-Gesellschaft AG	Ownership	100.000	Zurich Insurance Group Ltd.	NO	11
		00000	35-2546417				Zurich Services US. LLC	.DE.	OTH.	Farmers Group, Inc.	Ownership	50.000	Zurich Insurance Group Ltd.	NO	7
		00000	35-2546417				Zurich Services US. LLC	.DE.	OTH.	Zurich Holding Company of America, Inc.	Ownership	50.000	Zurich Insurance Group Ltd.	NO	11
		00000					Zurich Servicios de Mexico, S.A. de C.V.	.MEX.	OTH.	Zurich Vida, Compania de Seguros, S.A.	Ownership	90.000	Zurich Insurance Group Ltd.	NO	11
		00000					Zurich Servicios de Mexico, S.A. de C.V.	.MEX.	OTH.	Zurich, Compania de Seguros, S.A.	Ownership	10.000	Zurich Insurance Group Ltd.	NO	11
		00000					ZURICH SERVICIOS DIRECTO ESPAÑA, S.L.	.ESP.	OTH.	Zurich Insurance Mobile Solutions AG	Ownership	100.000	Zurich Insurance Group Ltd.	NO	11
		00000					Zurich Servicios y Soporte México, S.A. de C.V.	.MEX.	OTH.	Zürich Lebensversicherungs-Gesellschaft AG	Ownership	0.020	Zurich Insurance Group Ltd.	NO	11
		00000					Zurich Servicios y Soporte México, S.A. de C.V.	.MEX.	OTH.	Zürich Versicherungs-Gesellschaft AG	Ownership	99.980	Zurich Insurance Group Ltd.	NO	11
		00000					Zurich Shared Services S.A.	.CHL.	OTH.	Inversiones Suizo Chilena S.A.	Ownership	99.987	Zurich Insurance Group Ltd.	NO	11
		00000					Zurich Shared Services S.A.	.CHL.	OTH.	Zurich Investments Chile S.A.	Ownership	0.013	Zurich Insurance Group Ltd.	NO	11
		00000					Zurich Sigorta A.S.	.TUR.	OTH.	Zurich Versicherungs-Gesellschaft AG	Ownership	100.000	Zurich Insurance Group Ltd.	NO	11
		00000					Zurich Small Amount and Short Term Insurance Ltd	.JPN.	OTH.	Zürich Versicherungs-Gesellschaft AG	Ownership	100.000	Zurich Insurance Group Ltd.	NO	11
		00000					Zurich South America Invest AB	.SWE.	OTH.	Zurich Versicherungs-Gesellschaft AG	Ownership	100.000	Zurich Insurance Group Ltd.	NO	11
		00000					Zurich Specialties London Limited	.GBR.	OTH.	Zurich Holdings (UK) Limited	Ownership	100.000	Zurich Insurance Group Ltd.	NO	11
		00000	98-0140278				Zurich Structured Finance, Inc.	.DE.	OTH.	Zurich Finance Company Ltd	Ownership	100.000	Zurich Insurance Group Ltd.	NO	11
		00000					Zurich Takaful Malaysia Berhad (ZTMB)	.MYS.	OTH.	Zurich Versicherungs-Gesellschaft AG	Ownership	100.000	Zurich Insurance Group Ltd.	NO	11
		00000					Zurich Technical and Consulting Services (Beijing) Co. Ltd.	.CHN.	OTH.	Zurich Insurance Holdings (Hong Kong) Limited	Ownership	100.000	Zurich Insurance Group Ltd.	NO	11
		00000					Zurich Technical Development (China) Limited	.CHN.	OTH.	Zurich Insurance Holdings (Hong Kong) Limited	Ownership	100.000	Zurich Insurance Group Ltd.	NO	11
		00000					Zurich Technology Malaysia Sdn Bhd	.MYS.	OTH.	Zurich Technology Services Malaysia Sdn Bhd	Ownership	100.000	Zurich Insurance Group Ltd.	NO	11
		00000					Zurich Technology Services Malaysia Sdn Bhd	.MYS.	OTH.	Zurich Versicherungs-Gesellschaft AG	Ownership	100.000	Zurich Insurance Group Ltd.	NO	11
		00000					Zurich Transitional Services Limited	.GBR.	OTH.	Zurich Holdings (UK) Limited	Ownership	100.000	Zurich Insurance Group Ltd.	NO	11
		00000					Zurich Travel Solutions Pty Limited	.AUS.	OTH.	Zürich Versicherungs-Gesellschaft AG	Ownership	100.000	Zurich Insurance Group Ltd.	NO	11
		00000					Zurich Treasury Services Limited	.IRL.	OTH.	Zurich Financial Services EUB Holdings Limited	Ownership	100.000	Zurich Insurance Group Ltd.	NO	11
		00000					Zurich Trustee Services Limited	.IRL.	OTH.	Zurich Life Assurance plc	Ownership	100.000	Zurich Insurance Group Ltd.	NO	11
		00000					Zurich UK General Employee Services Limited	.GBR.	OTH.	Zurich UK General Services Limited	Ownership	100.000	Zurich Insurance Group Ltd.	NO	11
		00000					Zurich UK General Services Limited	.GBR.	OTH.	Zurich Holdings (UK) Limited	Ownership	100.000	Zurich Insurance Group Ltd.	NO	11
		00000					Zurich US Select Financial and Insurance Agents Professional Liability Risk Purchasing Group, LLC	.IL.	OTH.	Zurich Holding Company of America, Inc.	Ownership	100.000	Zurich Insurance Group Ltd.	NO	11

STATEMENT AS OF MARCH 31, 2026 OF THE FARMERS PROPERTY AND CASUALTY INSURANCE COMPANY

**SCHEDULE Y**

**PART 1A - DETAILS OF INSURANCE HOLDING COMPANY SYSTEM**

1	2	3	4	5	6	7	8	9	10	11	12	13	14	15	16
Group Code	Group Name	NAIC Company Code	ID Number	Federal RSSD	CIK	Name of Securities Exchange if Publicly Traded (U.S. or International)	Names of Parent, Subsidiaries Or Affiliates	Domiciliary Location	Relationship to Reporting Entity	Directly Controlled by (Name of Entity/Person)	Type of Control (Ownership, Board, Management, Attorney-in-Fact, Influence, Other)	If Control is Ownership Provide Percentage	Ultimate Controlling Entity(ies)/Person(s)	Is an SCA Filing Required? (Yes/No)	*
		00000	AA-1220080				Zurich Versicherungs-Aktiengesellschaft	.AUT	OTH	Zurich Versicherungs-Gesellschaft AG	Ownership	99.981	Zurich Insurance Group Ltd.	NO	10
		00000	AA-1460190				Zurich Versicherungs-Gesellschaft AG	.CHE	OTH	Zurich Insurance Group Ltd.	Ownership	100.000	Zurich Insurance Group Ltd.	YES	9
		00000					Zurich Vida e Previdencia S.A.	.BRA	OTH	Zurich Minas Brasil Seguros S.A.	Ownership	100.000	Zurich Insurance Group Ltd.	NO	11
		00000	AA-1840022				Zurich Vida, Compania de Seguros y Reaseguros, S.A. - Sociad	.ESP	OTH	Zurich Lebensversicherungs-Gesellschaft AG	Ownership	100.000	Zurich Insurance Group Ltd.	NO	11
		00000	AA-2734111				Zurich Vida, Compania de Seguros, S.A.	.MEX	OTH	Zurich Versicherungs-Gesellschaft AG	Ownership	100.000	Zurich Insurance Group Ltd.	NO	11
		00000					Zurich Vorsorge-Beratungs und Vertriebs GmbH (Deutschland)	.DEU	OTH	Zurich Beteiligungs-Aktiengesellschaft (Deutschland)	Ownership	100.000	Zurich Insurance Group Ltd.	NO	11
		00000					Zurich Workplace Solutions (Middle East) Limited	.ARE	OTH	Zurich International Life Limited	Ownership	100.000	Zurich Insurance Group Ltd.	NO	11

Asterisk	Explanation
	Note 1: Farmers Insurance Exchange is a California interinsurance exchange owned by its policyholders. Its attorney-in-fact is Farmers Group, Inc. dba Farmers Underwriters Association, which is a subsidiary of Zurich Insurance Group Ltd.
	Note 2: Farmers Group Inc, as attorney-in-fact for Farmers Insurance Exchange, provides management services to Farmers Texas County Mutual Insurance Company.
	Note 3: Fire Insurance Exchange is a California interinsurance exchange owned by its policyholders. Its attorney-in-fact is Fire Underwriters Association, which is a subsidiary of Zurich Insurance Group Ltd.
	Note 4: Foremost County Mutual Insurance Company is a Texas County mutual insurance company managed by Foremost Insurance Company Grand Rapids, Michigan.
	Note 5: Foremost Lloyds of Texas is a Texas domiciled Lloyds insurer with ownership vested in its underwriters and with Farmers Lloyds, Inc. as its attorney-in-fact.
	Note 6: Truck Insurance Exchange is a California interinsurance exchange owned by its policyholders. Its attorney-in-fact is Truck Underwriters Association, which is a subsidiary of Zurich Insurance Group Ltd.
	Note 7: An affiliate entity is the attorney-in-fact of Farmers Insurance Exchange, Fire Insurance Exchange and Truck Insurance Exchange (collectively Exchanges). The reporting entity's relationship to the Exchanges, their subsidiaries, and the affiliates that they manage is classified as OTHER.
	Note 8: Farmers Lloyds Insurance Company of Texas is a Texas company managed by Farmers Lloyds, Inc.
	Note 9: Zurich Versicherungs-Gesellschaft AG also known as Zurich Insurance Company, Ltd operates branches in the following countries: Spain, Italy, Canada, Hong Kong, Ireland, Japan, and Singapore. It also operates a management entity Alpina International in Switzerland.
	Note 10: Zurich Versicherungs-Aktiengesellschaft operates a branch in Germany.
	Note 11: This company is a subsidiary of Zurich Insurance Group Ltd., and is an affiliate of Farmers Group, Inc.

STATEMENT AS OF MARCH 31, 2026 OF THE FARMERS PROPERTY AND CASUALTY INSURANCE COMPANY

**PART 1 - LOSS EXPERIENCE**

Line of Business	Current Year to Date			4 Prior Year to Date Direct Loss Percentage
	1 Direct Premiums Earned	2 Direct Losses Incurred	3 Direct Loss Percentage	
1. Fire .....				
2.1 Allied Lines .....				
2.2 Multiple peril crop .....				
2.3 Federal flood .....	2,940,039	1,191,412	40.5	17.6
2.4 Private crop .....				
2.5 Private flood .....				
3. Farmowners multiple peril .....				
4. Homeowners multiple peril .....	165,955,034	75,634,516	45.6	37.9
5.1 Commercial multiple peril (non-liability portion) .....		(319,324)		
5.2 Commercial multiple peril (liability portion) .....		(235,548)		
6. Mortgage guaranty .....				
8. Ocean marine .....				
9.1 Inland marine .....	2,561,989	386,218	15.1	36.5
9.2 Pet insurance .....				
10. Financial guaranty .....				
11.1 Medical professional liability - occurrence .....				
11.2 Medical professional liability - claims-made .....				
12. Earthquake .....	749,134			3.0
13.1 Comprehensive (hospital and medical) individual .....				
13.2 Comprehensive (hospital and medical) group .....				
14. Credit accident and health .....				
15.1 Vision only .....				
15.2 Dental only .....				
15.3 Disability income .....				
15.4 Medicare supplement .....				
15.5 Medicaid Title XIX .....				
15.6 Medicare Title XVIII .....				
15.7 Long-term care .....				
15.8 Federal employees health benefits plan .....				
15.9 Other health .....				
16. Workers' compensation .....				
17.1 Other liability - occurrence .....	9,131,153	4,959,682	54.3	112.1
17.2 Other liability - claims-made .....				
17.3 Excess workers' compensation .....				
18.1 Products liability - occurrence .....				
18.2 Products liability - claims-made .....				
19.1 Private passenger auto no-fault (personal injury protection) .....	9,386,411	5,707,843	60.8	26.7
19.2 Other private passenger auto liability .....	73,479,605	54,349,586	74.0	106.7
19.3 Commercial auto no-fault (personal injury protection) .....		(316)		
19.4 Other commercial auto liability .....		(905)		
21.1 Private passenger auto physical damage .....	79,716,494	37,852,986	47.5	40.8
21.2 Commercial auto physical damage .....		9,703		
22. Aircraft (all perils) .....				
23. Fidelity .....				
24. Surety .....				
26. Burglary and theft .....				
27. Boiler and machinery .....				
28. Credit .....				
29. International .....				
30. Warranty .....				
31. Reinsurance - nonproportional assumed property .....	XXX	XXX	XXX	XXX
32. Reinsurance - nonproportional assumed liability .....	XXX	XXX	XXX	XXX
33. Reinsurance - nonproportional assumed financial lines .....	XXX	XXX	XXX	XXX
34. Aggregate write-ins for other lines of business .....				
35. Totals	343,919,860	179,535,851	52.2	54.3
<b>DETAILS OF WRITE-INS</b>				
3401. ....				
3402. ....				
3403. ....				
3498. Summary of remaining write-ins for Line 34 from overflow page .....				
3499. Totals (Lines 3401 through 3403 plus 3498)(Line 34 above)				

STATEMENT AS OF MARCH 31, 2026 OF THE FARMERS PROPERTY AND CASUALTY INSURANCE COMPANY

**PART 2 - DIRECT PREMIUMS WRITTEN**

Line of Business		1 Current Quarter	2 Current Year to Date	3 Prior Year Year to Date
1.	Fire .....			
2.1	Allied Lines .....			
2.2	Multiple peril crop .....			
2.3	Federal flood .....	2,732,866	2,732,866	2,534,990
2.4	Private crop .....			
2.5	Private flood .....			
3.	Farmowners multiple peril .....			
4.	Homeowners multiple peril .....	134,880,615	134,880,615	145,904,149
5.1	Commercial multiple peril (non-liability portion) .....			
5.2	Commercial multiple peril (liability portion) .....			
6.	Mortgage guaranty .....			
8.	Ocean marine .....			
9.1	Inland marine .....	1,989,218	1,989,218	2,310,955
9.2	Pet insurance .....			
10.	Financial guaranty .....			
11.1	Medical professional liability - occurrence .....			
11.2	Medical professional liability - claims-made .....			
12.	Earthquake .....	618,216	618,216	727,979
13.1	Comprehensive (hospital and medical) individual .....			
13.2	Comprehensive (hospital and medical) group .....			
14.	Credit accident and health .....			
15.1	Vision only .....			
15.2	Dental only .....			
15.3	Disability income .....			
15.4	Medicare supplement .....			
15.5	Medicaid Title XIX .....			
15.6	Medicare Title XVIII .....			
15.7	Long-term care .....			
15.8	Federal employees health benefits plan .....			
15.9	Other health .....			
16.	Workers' compensation .....			
17.1	Other liability - occurrence .....	8,848,698	8,848,698	9,009,892
17.2	Other liability - claims-made .....			
17.3	Excess workers' compensation .....			
18.1	Products liability - occurrence .....			
18.2	Products liability - claims-made .....			
19.1	Private passenger auto no-fault (personal injury protection) .....	9,395,232	9,395,232	9,996,650
19.2	Other private passenger auto liability .....	77,870,109	77,870,109	76,432,618
19.3	Commercial auto no-fault (personal injury protection) .....			
19.4	Other commercial auto liability .....			
21.1	Private passenger auto physical damage .....	75,073,931	75,073,931	84,531,438
21.2	Commercial auto physical damage .....			
22.	Aircraft (all perils) .....			
23.	Fidelity .....			
24.	Surety .....			
26.	Burglary and theft .....			
27.	Boiler and machinery .....			
28.	Credit .....			
29.	International .....			
30.	Warranty .....			
31.	Reinsurance - nonproportional assumed property .....	XXX	XXX	XXX
32.	Reinsurance - nonproportional assumed liability .....	XXX	XXX	XXX
33.	Reinsurance - nonproportional assumed financial lines .....	XXX	XXX	XXX
34.	Aggregate write-ins for other lines of business .....			
35.	Totals	311,408,884	311,408,884	331,448,671
<b>DETAILS OF WRITE-INS</b>				
3401.	.....			
3402.	.....			
3403.	.....			
3498.	Summary of remaining write-ins for Line 34 from overflow page .....			
3499.	Totals (Lines 3401 through 3403 plus 3498)(Line 34 above)			

STATEMENT AS OF MARCH 31, 2026 OF THE FARMERS PROPERTY AND CASUALTY INSURANCE COMPANY

**PART 3 (\$000 OMITTED)**

LOSS AND LOSS ADJUSTMENT EXPENSE RESERVES SCHEDULE

	1	2	3	4	5	6	7	8	9	10	11	12	13
Years in Which Losses Occurred	Prior Year-End Known Case Loss and LAE Reserves	Prior Year-End IBNR Loss and LAE Reserves	Total Prior Year-End Loss and LAE Reserves (Cols. 1+2)	2026 Loss and LAE Payments on Claims Reported as of Prior Year-End	2026 Loss and LAE Payments on Claims Unreported as of Prior Year-End	Total 2026 Loss and LAE Payments (Cols. 4+5)	Q.S. Date Known Case Loss and LAE Reserves on Claims Reported and Open as of Prior Year End	Q.S. Date Known Case Loss and LAE Reserves on Claims Reported or Reopened Subsequent to Prior Year End	Q.S. Date IBNR Loss and LAE Reserves	Total Q.S. Loss and LAE Reserves (Cols.7+8+9)	Prior Year-End Known Case Loss and LAE Reserves Developed (Savings)/ Deficiency (Cols.4+7 minus Col. 1)	Prior Year-End IBNR Loss and LAE Reserves Developed (Savings)/ Deficiency (Cols. 5+8+9 minus Col. 2)	Prior Year-End Total Loss and LAE Reserve Developed (Savings)/ Deficiency (Cols. 11+12)
1. 2023 + Prior .....	63,530	77,048	140,578	8,538	114	8,652	55,079	120	75,636	130,835	88	(1,178)	(1,091)
2. 2024 .....													
3. Subtotals 2024 + Prior .....	63,530	77,048	140,578	8,538	114	8,652	55,079	120	75,636	130,835	88	(1,178)	(1,091)
4. 2025 .....													
5. Subtotals 2025 + Prior .....	63,530	77,048	140,578	8,538	114	8,652	55,079	120	75,636	130,835	88	(1,178)	(1,091)
6. 2026 .....	XXX	XXX	XXX	XXX			XXX				XXX	XXX	XXX
7. Totals .....	63,530	77,048	140,578	8,538	114	8,652	55,079	120	75,636	130,835	88	(1,178)	(1,091)
8. Prior year-end surplus as regards policyholders	2,579,019										Col. 11, Line 7 As % of Col. 1 Line 7	Col. 12, Line 7 As % of Col. 2 Line 7	Col. 13, Line 7 As % of Col. 3 Line 7
											1. 0.1	2. (1.5)	3. (0.8)
													Col. 13, Line 7 As a % of Col. 1 Line 8
													4. 0.0

STATEMENT AS OF MARCH 31, 2026 OF THE FARMERS PROPERTY AND CASUALTY INSURANCE COMPANY  
**SUPPLEMENTAL EXHIBITS AND SCHEDULES INTERROGATORIES**

The following supplemental reports are required to be filed as part of your statement filing. However, in the event that your company does not transact the type of business for which the special report must be filed, your response of NO to the specific interrogatory will be accepted in lieu of filing a "NONE" report and a bar code will be printed below. If the supplement is required of your company but is not being filed for whatever reason enter SEE EXPLANATION and provide an explanation following the interrogatory questions.


	Response
1. Will the Trusteed Surplus Statement be filed with the state of domicile and the NAIC with this statement? .....	NO
2. Will Supplement A to Schedule T (Medical Professional Liability Supplement) be filed with this statement? .....	NO
3. Will the Medicare Part D Coverage Supplement be filed with the state of domicile and the NAIC with this statement? .....	NO
4. Will the Director and Officer Insurance Coverage Supplement be filed with the state of domicile and the NAIC with this statement? .....	NO
<b>AUGUST FILING</b>	
5. Will the regulator-only (non-public) Communication of Internal Control Related Matters Noted in Audit be filed with the state of domicile and electronically with the NAIC (as a regulator-only non-public document) by August 1? The response for 1st and 3rd quarters should be N/A. A NO response resulting with a bar code is only appropriate in the 2nd quarter. ....	N/A

Explanations:

- 1.
- 2.
- 3.
- 4.

Bar Codes:

1. Trusteed Surplus Statement [Document Identifier 490]
2. Supplement A to Schedule T [Document Identifier 455]
3. Medicare Part D Coverage Supplement [Document Identifier 365]
4. Director and Officer Supplement [Document Identifier 505]



STATEMENT AS OF MARCH 31, 2026 OF THE FARMERS PROPERTY AND CASUALTY INSURANCE COMPANY  
**OVERFLOW PAGE FOR WRITE-INS**

Additional Write-ins for Assets Line 25

	Current Statement Date			4 December 31 Prior Year Net Admitted Assets
	1 Assets	2 Nonadmitted Assets	3 Net Admitted Assets (Cols: 1 - 2)	
2504. Miscellaneous Prepaid Expenses .....	1,260,035	1,260,035		
2597. Summary of remaining write-ins for Line 25 from overflow page	1,260,035	1,260,035		

Additional Write-ins for Liabilities Line 25

	1 Current Statement Date	2 December 31, Prior Year
2504. Deferred agent/DM bonus liability .....	684,947	722,539
2505. Agent/DM bonus liability .....	(611,763)	(611,763)
2506. Accounts payable .....		9,104,932
2597. Summary of remaining write-ins for Line 25 from overflow page	73,184	9,215,708

STATEMENT AS OF MARCH 31, 2026 OF THE FARMERS PROPERTY AND CASUALTY INSURANCE COMPANY

**SCHEDULE A - VERIFICATION**

Real Estate

	1 Year to Date	2 Prior Year Ended December 31
1. Book/adjusted carrying value, December 31 of prior year .....		
2. Cost of acquired:		
2.1 Actual cost at time of acquisition .....		
2.2 Additional investment made after acquisition .....		
3. Current year change in encumbrances .....		
4. Total gain (loss) on disposals .....		
5. Deduct amounts received on disposals .....		
6. Total foreign exchange change in book/adjusted carrying value .....		
7. Deduct current year's other than temporary impairment recognized .....		
8. Deduct current year's depreciation .....		
9. Book/adjusted carrying value at the end of current period (Lines 1+2+3+4-5+6-7-8) .....		
10. Deduct total nonadmitted amounts .....		
11. Statement value at end of current period (Line 9 minus Line 10)		

**NONE**

**SCHEDULE B - VERIFICATION**

Mortgage Loans

	1 Year to Date	2 Prior Year Ended December 31
1. Book value/recorded investment excluding accrued interest, December 31 of prior year .....	275,507,525	299,636,407
2. Cost of acquired:		
2.1 Actual cost at time of acquisition .....	18,889,206	
2.2 Additional investment made after acquisition .....		8,600,892
3. Capitalized deferred interest and other .....		
4. Accrual of discount .....	17,562	127,045
5. Unrealized valuation increase/(decrease) .....		
6. Total gain (loss) on disposals .....	992,273	(2,035)
7. Deduct amounts received on disposals .....	9,022,272	30,120,661
8. Deduct amortization of premium and mortgage interest points and commitment fees .....	2,270	163
9. Total foreign exchange change in book value/recorded investment excluding accrued interest .....		
10. Deduct current year's other than temporary impairment recognized .....		2,733,960
11. Book value/recorded investment excluding accrued interest at end of current period (Lines 1+2+3+4+5+6-7-8+9-10) .....	286,382,024	275,507,525
12. Total valuation allowance .....	(3,776,957)	(3,773,686)
13. Subtotal (Line 11 plus Line 12) .....	282,605,067	271,733,839
14. Deduct total nonadmitted amounts .....		
15. Statement value at end of current period (Line 13 minus Line 14)	282,605,067	271,733,839

**SCHEDULE BA - VERIFICATION**

Other Long-Term Invested Assets

	1 Year to Date	2 Prior Year Ended December 31
1. Book/adjusted carrying value, December 31 of prior year .....	22,218,753	21,476,610
2. Cost of acquired:		
2.1 Actual cost at time of acquisition .....		
2.2 Additional investment made after acquisition .....		
3. Capitalized deferred interest and other .....		
4. Accrual of discount .....		
5. Unrealized valuation increase/(decrease) .....	175,373	742,143
6. Total gain (loss) on disposals .....		
7. Deduct amounts received on disposals .....		
8. Deduct amortization of premium, depreciation and proportional amortization .....		
9. Total foreign exchange change in book/adjusted carrying value .....		
10. Deduct current year's other than temporary impairment recognized .....		
11. Book/adjusted carrying value at end of current period (Lines 1+2+3+4+5+6-7-8+9-10) .....	22,394,126	22,218,753
12. Deduct total nonadmitted amounts .....		
13. Statement value at end of current period (Line 11 minus Line 12)	22,394,126	22,218,753

**SCHEDULE D - VERIFICATION**

Bonds and Stocks

	1 Year to Date	2 Prior Year Ended December 31
1. Book/adjusted carrying value of bonds and stocks, December 31 of prior year .....	3,299,648,659	3,298,469,475
2. Cost of bonds and stocks acquired .....	124,987,941	488,351,869
3. Accrual of discount .....	1,548,794	5,430,045
4. Unrealized valuation increase/(decrease) .....	6,970,908	26,447,657
5. Total gain (loss) on disposals .....	(782,163)	(820,567)
6. Deduct consideration for bonds and stocks disposed of .....	119,552,745	512,586,006
7. Deduct amortization of premium .....	1,413,609	5,840,680
8. Total foreign exchange change in book/adjusted carrying value .....		
9. Deduct current year's other than temporary impairment recognized .....		60,024
10. Total investment income recognized as a result of prepayment penalties and/or acceleration fees .....	353,040	256,890
11. Book/adjusted carrying value at end of current period (Lines 1+2+3+4+5-6-7+8-9+10) .....	3,311,760,825	3,299,648,659
12. Deduct total nonadmitted amounts .....	1,000	1,000
13. Statement value at end of current period (Line 11 minus Line 12)	3,311,759,825	3,299,647,659

STATEMENT AS OF MARCH 31, 2026 OF THE FARMERS PROPERTY AND CASUALTY INSURANCE COMPANY

**SCHEDULE D - PART 1B**

Showing the Acquisitions, Dispositions and Non-Trading Activity  
During the Current Quarter for all Bonds and Preferred Stock by NAIC Designation

NAIC Designation	1 Book/Adjusted Carrying Value Beginning of Current Quarter	2 Acquisitions During Current Quarter	3 Dispositions During Current Quarter	4 Non-Trading Activity During Current Quarter	5 Book/Adjusted Carrying Value End of First Quarter	6 Book/Adjusted Carrying Value End of Second Quarter	7 Book/Adjusted Carrying Value End of Third Quarter	8 Book/Adjusted Carrying Value December 31 Prior Year
<b>ISSUER CREDIT OBLIGATIONS (ICO)</b>								
1. NAIC 1 (a) .....	1,347,920,972	52,606,461	56,807,882	(3,970,985)	1,339,748,566			1,347,920,972
2. NAIC 2 (a) .....	498,463,893	27,674,126	17,965,429	3,433,742	511,606,332			498,463,893
3. NAIC 3 (a) .....	9,836,344		707,679	657,920	9,786,585			9,836,344
4. NAIC 4 (a) .....	3,610,286	1,733,471	1,912,253	131,941	3,563,445			3,610,286
5. NAIC 5 (a) .....	2,266,044		70,069	(17,633)	2,178,342			2,266,044
6. NAIC 6 (a) .....								
7. Total ICO	1,862,097,539	82,014,058	77,463,312	234,985	1,866,883,270			1,862,097,539
<b>ASSET-BACKED SECURITIES (ABS)</b>								
8. NAIC 1 .....	607,622,155	42,973,884	40,934,829	(58,486)	609,602,724			607,622,155
9. NAIC 2 .....	19,301,425		1,588,107	1,905	17,715,223			19,301,425
10. NAIC 3 .....								
11. NAIC 4 .....								
12. NAIC 5 .....								
13. NAIC 6 .....								
14. Total ABS	626,923,580	42,973,884	42,522,936	(56,581)	627,317,947			626,923,580
<b>PREFERRED STOCK</b>								
15. NAIC 1 .....	2,139,976				2,139,976			2,139,976
16. NAIC 2 .....	716,000			15,200	731,200			716,000
17. NAIC 3 .....								
18. NAIC 4 .....								
19. NAIC 5 .....								
20. NAIC 6 .....								
21. Total Preferred Stock	2,855,976			15,200	2,871,176			2,855,976
22. Total ICO, ABS & Preferred Stock	2,491,877,095	124,987,942	119,986,248	193,604	2,497,072,393			2,491,877,095

(a) Book/Adjusted Carrying Value column for the end of the current reporting period includes the following amount of short-term and cash equivalent bonds by NAIC designation:

NAIC 1 \$ 1,679,013 ; NAIC 2 \$ ; NAIC 3 \$ ; NAIC 4 \$ ; NAIC 5 \$ ; NAIC 6 \$

**SCHEDULE DA - PART 1**

Short-Term Investments

	1 Book/Adjusted Carrying Value	2 Par Value	3 Actual Cost	4 Interest Collected Year-to-Date	5 Paid for Accrued Interest Year-to-Date
770999999 Totals	1,679,013	xxx	1,668,558		

**SCHEDULE DA - VERIFICATION**

Short-Term Investments

	1 Year To Date	2 Prior Year Ended December 31
1. Book/adjusted carrying value, December 31 of prior year .....	1,680,657	1,503,250
2. Cost of short-term investments acquired .....		1,672,939
3. Accrual of discount .....	4,976	12,234
4. Unrealized valuation increase/(decrease) .....		
5. Total gain (loss) on disposals .....	7	
6. Deduct consideration received on disposals .....	4,387	1,500,000
7. Deduct amortization of premium .....	2,240	7,766
8. Total foreign exchange change in book/adjusted carrying value .....		
9. Deduct current year's other than temporary impairment recognized .....		
10. Book/adjusted carrying value at end of current period (Lines 1+2+3+4+5-6-7+8-9) .....	1,679,013	1,680,657
11. Deduct total nonadmitted amounts .....		
12. Statement value at end of current period (Line 10 minus Line 11)	1,679,013	1,680,657

Schedule DB - Part A - Verification - Options, Caps, Floors, Collars, Swaps and Forwards

**N O N E**

Schedule DB - Part B - Verification - Futures Contracts

**N O N E**

Schedule DB - Part C - Section 1 - Replication (Synthetic Asset) Transactions (RSATs) Open

**N O N E**

STATEMENT AS OF MARCH 31, 2026 OF THE FARMERS PROPERTY AND CASUALTY INSURANCE COMPANY

**SCHEDULE DB - PART C - SECTION 2**

Replication (Synthetic Asset) Transactions Open

	First Quarter		Second Quarter		Third Quarter		Fourth Quarter		Year To Date	
	1 Number of Positions	2 Total Replication (Synthetic Asset) Transactions Statement Value	3 Number of Positions	4 Total Replication (Synthetic Asset) Transactions Statement Value	5 Number of Positions	6 Total Replication (Synthetic Asset) Transactions Statement Value	7 Number of Positions	8 Total Replication (Synthetic Asset) Transactions Statement Value	9 Number of Positions	10 Total Replication (Synthetic Asset) Transactions Statement Value
1. Beginning inventory .....	1	82,978,219							1	82,978,219
2. Add: Opened or acquired transactions.....										
3. Add: Increases in replication (synthetic asset) transactions statement value.....	XXX		XXX		XXX		XXX		XXX	
4. Less: Closed or disposed of transactions.....										
5. Less: Positions disposed of for failing effectiveness criteria.....										
6. Less: Decreases in replication (synthetic asset) transactions statement value	XXX		XXX		XXX		XXX		XXX	
7. Ending inventory	1	82,978,219							1	82,978,219

## SCHEDULE DB - VERIFICATION

Verification of Book/Adjusted Carrying Value, Fair Value and Potential Exposure of all Open Derivative Contracts

Book/Adjusted Carrying Value Check

1.	Part A, Section 1, Column 14.....	.....
2.	Part B, Section 1, Column 15 plus Part B, Section 1 Footnote - Total Ending Cash Balance.....	.....
3.	Total (Line 1 plus Line 2) .....	.....
4.	Part D, Section 1, Column 6 .....	.....
5.	Part D, Section 1, Column 7 .....	.....
6.	Total (Line 3 minus Line 4 minus Line 5) .....	.....

**NONE**

Fair Value Check

7.	Part A, Section 1, Column 16 .....	.....
8.	Part B, Section 1, Column 13 .....	.....
9.	Total (Line 7 plus Line 8) .....	.....
10.	Part D, Section 1, Column 9 .....	.....
11.	Part D, Section 1, Column 10 .....	.....
12.	Total (Line 9 minus Line 10 minus Line 11) .....	.....

Potential Exposure Check

13.	Part A, Section 1, Column 21 .....	.....
14.	Part B, Section 1, Column 20 .....	.....
15.	Part D, Section 1, Column 12 .....	.....
16.	Total (Line 13 plus Line 14 minus Line 15) .....	.....

**SCHEDULE E - PART 2 - VERIFICATION**

(Cash Equivalents)

	1	2
	Year To Date	Prior Year Ended December 31
1. Book/adjusted carrying value, December 31 of prior year .....	7,809,367	21,828,043
2. Cost of cash equivalents acquired .....	735,780,732	2,838,695,025
3. Accrual of discount .....		37,150
4. Unrealized valuation increase/(decrease) .....		
5. Total gain (loss) on disposals .....		194
6. Deduct consideration received on disposals .....	713,523,378	2,852,751,045
7. Deduct amortization of premium .....		
8. Total foreign exchange change in book/adjusted carrying value .....		
9. Deduct current year's other than temporary impairment recognized .....		
10. Book/adjusted carrying value at end of current period (Lines 1+2+3+4+5-6-7+8-9) .....	30,066,721	7,809,367
11. Deduct total nonadmitted amounts .....		
12. Statement value at end of current period (Line 10 minus Line 11)	30,066,721	7,809,367

STATEMENT AS OF MARCH 31, 2026 OF THE FARMERS PROPERTY AND CASUALTY INSURANCE COMPANY

**SCHEDULE A - PART 2**

Showing All Real Estate ACQUIRED AND ADDITIONS MADE During the Current Quarter

1 Description of Property	Location		4 Date Acquired	5 Name of Vendor	6 Actual Cost at Time of Acquisition	7 Amount of Encumbrances	8 Book/Adjusted Carrying Value Less Encumbrances	9 Additional Investment Made After Acquisition
	2 City	3 State						
<b>NONE</b>								
0399999 - Totals								

**SCHEDULE A - PART 3**

Showing All Real Estate DISPOSED During the Quarter, Including Payments During the Final Year on "Sales Under Contract"

1 Description of Property	Location		4 Disposal Date	5 Name of Purchaser	6 Actual Cost	7 Expended for Additions, Permanent Improvements and Changes in Encumbrances	8 Book/Adjusted Carrying Value Less Encumbrances Prior Year	Change in Book/Adjusted Carrying Value Less Encumbrances					14 Book/Adjusted Carrying Value Less Encumbrances on Disposal	15 Amounts Received During Year	16 Foreign Exchange Gain (Loss) on Disposal	17 Realized Gain (Loss) on Disposal	18 Total Gain (Loss) on Disposal	19 Gross Income Earned Less Interest Incurred on Encumbrances	20 Taxes, Repairs and Expenses Incurred
	2 City	3 State						9 Current Year's Depreciation	10 Current Year's Other-Than-Temporary Impairment Recognized	11 Current Year's Change in Encumbrances	12 Total Change in Book/Adjusted Carrying Value (11-9-10)	13 Total Foreign Exchange Change in Book/Adjusted Carrying Value							
<b>NONE</b>																			
0399999 - Totals																			

E01

STATEMENT AS OF MARCH 31, 2026 OF THE FARMERS PROPERTY AND CASUALTY INSURANCE COMPANY

**SCHEDULE B - PART 2**

Showing All Mortgage Loans ACQUIRED AND ADDITIONS MADE During the Current Quarter

1 Loan Number	2 Location		3 State	4 Loan Type	5 Date Acquired	6 Rate of Interest	7 Actual Cost at Time of Acquisition	8 Additional Investment Made After Acquisition	9 Value of Land and Buildings
	City								
000703999	PASADENA		CA		01/12/2026	5.290	12,030,000		20,949,385
0599999. Mortgages in good standing - commercial mortgages-all other							12,030,000		20,949,385
0899999. Total mortgages in good standing							12,030,000		20,949,385
1699999. Total - restructured mortgages									
000703004	BOSTON		MA		06/25/2025	3.900	6,859,206		8,598,015
2199999. Mortgages with overdue interest over 90 days-commercial mortgages-all other							6,859,206		8,598,015
2499999. Total - mortgages with overdue interest over 90 days							6,859,206		8,598,015
3299999. Total - mortgages in the process of foreclosure									
3399999 - Totals							18,889,206		29,547,400

**SCHEDULE B - PART 3**

Showing All Mortgage Loans DISPOSED, Transferred or Repaid During the Current Quarter

1 Loan Number	2 Location		4 Loan Type	5 Date Acquired	6 Disposal Date	7 Book Value/Recorded Investment Excluding Accrued Interest Prior Year	8 Change in Book Value/Recorded Investment						14 Book Value/Recorded Investment Excluding Accrued Interest on Disposal	15 Consid-eration	16 Foreign Exchange Gain (Loss) on Disposal	17 Realized Gain (Loss) on Disposal	18 Total Gain (Loss) on Disposal
	City	State					8 Unrealized Valuation Increase/(Decrease)	9 Current Year's (Amortization) /Accretion	10 Current Year's Other-Than-Temporary Impairment Recognized	11 Capitalized Deferred Interest and Other	12 Total Change in Book Value (8+9-10+11)	13 Total Foreign Exchange Change in Book Value					
000199125	Minidoka	ID		12/20/2017		8,625							8,625	8,625			
000199152	Douglas	OR		12/22/2017		11,280							11,280	11,280			
000199158	Douglas	OR		07/02/2018		13,508							13,508	13,508			
000199159	Douglas	OR		08/01/2018		57,810							57,810	57,810			
000199160	Douglas	OR		08/01/2018		33,840							33,840	33,840			
000199171	Madera	CA		11/30/2017		616,000							616,000	616,000			
000199191	Clay	AR		12/14/2017		85,280							85,280	85,280			
000199208	Dickinson	IA		01/09/2018		9,280							9,280	9,280			
000199316	Rapides	LA		03/02/2018		21,233							21,233	21,233			
000199352	Montgomery	IN		03/14/2018		18,550							18,550	18,550			
000199374	Schuyler	IL		04/16/2018		39,732							39,732	39,732			
000199425	Prairie	AR		03/29/2018		39,578							39,578	39,578			
000199452	O'Brien	IA		04/25/2018		11,661							11,661	11,661			
000199496	Gentry	MO		05/21/2018		39,558							39,558	39,558			
000199680	Arkansas	AR		07/27/2018		33,717							33,717	33,717			
000199697	Thayer	NE		09/05/2018		42,576							42,576	42,576			
000199698	Thayer	NE		09/05/2018		37,467							37,467	37,467			

STATEMENT AS OF MARCH 31, 2026 OF THE FARMERS PROPERTY AND CASUALTY INSURANCE COMPANY

**SCHEDULE B - PART 3**

Showing All Mortgage Loans DISPOSED, Transferred or Repaid During the Current Quarter

1 Loan Number	2 Location		4 Loan Type	5 Date Acquired	6 Disposal Date	7 Book Value/ Recorded Investment Excluding Accrued Interest Prior Year	8 Change in Book Value/Recorded Investment					14 Book Value/ Recorded Investment Excluding Accrued Interest on Disposal	15 Consid- eration	16 Foreign Exchange Gain (Loss) on Disposal	17 Realized Gain (Loss) on Disposal	18 Total Gain (Loss) on Disposal
	2 City	3 State					8 Unrealized Valuation Increase/ (Decrease)	9 Current Year's (Amortization) /Accretion	10 Current Year's Other- Than- Temporary Impairment Recognized	11 Capitalized Deferred Interest and Other	12 Total Change in Book Value (8+9-10+11)					
000199782	Adams	WA		02/25/2019		62,205						62,205	62,205			
000200045	Washington	NC		02/12/2019		5,320						5,320	5,320			
000200061	Colusa	CA		04/03/2019		48,307						48,307	48,307			
000200085	Madera	CA		06/13/2019		33,619						33,619	33,619			
000200136	Dodge	NE		04/15/2019		41,855						41,855	41,855			
000200152	Napa	CA		06/21/2019		32,621						32,621	32,621			
000200173	Pulaski	IN		07/11/2019		196,546						196,546	196,546			
000200485	Highlands	FL		03/23/2020		50,000						50,000	50,000			
000200552	Fresno	CA		04/29/2020		40,000						40,000	40,000			
000200736	Lee	GA		06/10/2020		124,971						124,971	124,971			
000200753	Emmet	IA		02/26/2020		4,089						4,089	4,089			
000200788	Dunklin	MO		04/23/2020		43,121						43,121	43,121			
000201229	Arkansas	AR		09/09/2020		34,954						34,954	34,954			
000201245	Fresno	CA		09/14/2020		16,467						16,467	16,467			
000201359	Bureau	IL		10/15/2020		45,578						45,578	45,578			
000201414	Lyon	MN		12/01/2020		25,344						25,344	25,344			
000201826	Fresno County	CA		02/15/2022		23,029						23,029	23,029			
000202242	EI Paso County	CO		01/21/2022		28,369						28,369	28,369			
000202244	Sherman County	TX		01/05/2022		118,051						118,051	118,051			
000202319	Sutter County	CA		01/19/2022		22,448						22,448	22,448			
000203167	New Haven	CT		12/27/2023		26,627						26,627	26,627			
000702975	MIAMI	FL		11/02/2017		5,266						5,266	5,266			
000703026	LEWISVILLE	TX		06/19/2018		10,185						10,185	10,185			
000703033	TEMPE	AZ		02/20/2018		4,398						4,398	4,398			
0299999. Mortgages with partial repayments						2,163,065						2,163,065	2,163,065			
000703004	BOSTON	MA		06/25/2025	06/26/2025	5,866,932						5,866,932	6,859,206		992,273	992,273
0399999. Mortgages disposed						5,866,932						5,866,932	6,859,206		992,273	992,273
0599999 - Totals						8,029,997						8,029,997	9,022,271		992,273	992,273

E02.1

STATEMENT AS OF MARCH 31, 2026 OF THE FARMERS PROPERTY AND CASUALTY INSURANCE COMPANY

**SCHEDULE BA - PART 2**

Showing Other Long-Term Invested Assets ACQUIRED AND ADDITIONS MADE During the Current Quarter

1 CUSIP Identification	2 Name or Description	Location		5 Name of Vendor or General Partner	6 NAIC Designation, NAIC Designation Modifier and SVO Admini- strative Symbol	7 Date Originally Acquired	8 Type and Strategy	9 Actual Cost at Time of Acquisition	10 Additional Investment Made After Acquisition	11 Amount of Encumbrances	12 Commitment for Additional Investment	13 Percentage of Ownership
		3 City	4 State									
<b>NONE</b>												
8099999 - Totals												XXX

**SCHEDULE BA - PART 3**

Showing Other Long-Term Invested Assets DISPOSED, Transferred or Repaid During the Current Quarter

1 CUSIP Identification	2 Name or Description	Location		5 Name of Purchaser or Nature of Disposal	6 Date Originally Acquired	7 Disposal Date	8 Book/ Adjusted Carrying Value Less Encum- brances, Prior Year	Change in Book/Adjusted Carrying Value						15 Book/ Adjusted Carrying Value Less Encum- brances on Disposal	16 Consid- eration	17 Foreign Exchange Gain (Loss) on Disposal	18 Realized Gain (Loss) on Disposal	19 Total Gain (Loss) on Disposal	20 Invest- ment Income
		3 City	4 State					9 Unrealized Valuation Increase/ (De- crease)	10 Current Year's (Depre- ciation) or (Amorti- zation)/ Accretion	11 Current Year's Other Than Temporary Impair- ment Recogn- ized	12 Capital- ized Deferred Interest and Other	13 Total Change in Book/ Adjusted Carrying Value (9+10- 11+12)	14 Total Foreign Exchange Change in Book/ Adjusted Carrying Value						
<b>NONE</b>																			
8099999 - Totals																			

STATEMENT AS OF MARCH 31, 2026 OF THE FARMERS PROPERTY AND CASUALTY INSURANCE COMPANY

**SCHEDULE D - PART 3**

Show All Long-Term Bonds and Stocks Acquired During the Current Quarter

1	2	3	4	5	6	7	8	9
CUSIP Identification	Description	Date Acquired	Name of Vendor	Number of Shares of Stock	Actual Cost	Par Value	Paid for Accrued Interest and Dividends	NAIC Designation, NAIC Designation Modifier and SVO Administrative Symbol
91282C-PQ-8	US TREASURY N/B 3.875 12/31/2032	01/22/2026	UNITED STATES TREASURY NOTE/BOND		4,698,789	4,750,000	13,220	1.A
91282C-PR-6	US TREASURY N/B 3.625 12/31/2030	01/22/2026	VARIOUS		2,613,931	2,640,000	6,239	1.A
91282C-PZ-8	US TREASURY N/B 4.125 02/15/2036	03/03/2026	MERRILL LYNCH PIERCE FENNER & SMITH INC		2,010,625	2,000,000	3,874	1.A
91282C-QD-6	US TREASURY N/B 3.5 02/28/2031	03/16/2026	MERRILL LYNCH PIERCE FENNER & SMITH INC		527,351	535,000	865	1.A
91282C-QE-4	US TREASURY N/B 3.5 03/15/2029	03/16/2026	BARCLAYS CAPITAL		1,053,955	1,060,000	202	1.A
91282C-QF-1	US TREASURY N/B 4.25 03/31/2033	03/31/2026	DEUTSCHE BANK SECURITIES INC		2,015,938	2,000,000	232	1.A
91282C-QG-9	US TREASURY N/B 3.875 03/31/2031	03/31/2026	DEUTSCHE BANK SECURITIES INC		1,994,688	2,000,000	212	1.A
<b>0019999999. Subtotal - issuer credit obligations - U.S. government obligations (exempt from RBC)</b>					<b>14,915,277</b>	<b>14,985,000</b>	<b>24,844</b>	<b>XXX</b>
64966S-SS-6	NEW YORK NY 4.324 08/01/2028	03/27/2026	MERRILL LYNCH PIERCE FENNER & SMITH INC		1,000,000	1,000,000		1.C FE
<b>0049999999. Subtotal - issuer credit obligations - municipal bonds - general obligations (direct and guaranteed)</b>					<b>1,000,000</b>	<b>1,000,000</b>		<b>XXX</b>
01026C-AD-3	ALABAMA ECON SETTLEMENT 4.263 09/15/2032	01/06/2026	GOLDMAN SACHS & CO LLC		1,502,625	1,500,000	19,894	1.G FE
02765U-EQ-3	AMERICAN MUNI PWR-OHIO 1 6.27 02/15/2050	02/17/2026	DIRECT TO COMPANY		1,690	1,690		1.F FE
24918Z-PT-7	DENVER CITY & CNTY CO A 2.387 11/15/2031	03/06/2026	RBC CAPITAL MARKETS LLC		699,501	765,000	5,783	1.D FE
271014-TU-6	EAST BAY CA MUNI UTILIT 5.874 06/01/2040	03/17/2026	VARIOUS		2,384,628	2,250,000	39,282	1.A FE
57585B-TG-3	MASSACHUSETTS ST DEV FIN 6.75 10/01/2030	02/12/2026	MERRILL LYNCH PIERCE FENNER & SMITH INC		1,500,000	1,500,000		2.C FE
57585B-TH-1	MASSACHUSETTS ST DEV F1 7.375 10/01/2035	02/12/2026	MERRILL LYNCH PIERCE FENNER & SMITH INC		1,500,000	1,500,000		2.C FE
626207-YF-5	MUNI ELEC AUTH OF GEORG 6.637 04/01/2057	03/19/2026	VARIOUS		1,338,821	1,250,000	38,946	1.G FE
626207-YM-0	MUNI ELEC AUTH OF GEORG 6.655 04/01/2057	02/06/2026	RBC CAPITAL MARKETS LLC		1,742,541	1,608,000	38,049	1.F FE
649902-2F-9	NEW YORK ST DORM AUTH S 5.389 03/15/2040	03/09/2026	JP MORGAN SECURITIES LLC		2,544,775	2,500,000	65,491	1.B FE
649902-T3-7	NEW YORK ST DORM AUTH ST 5.6 03/15/2040	02/09/2026	BARCLAYS CAPITAL		3,078,540	3,000,000	67,667	1.B FE
650036-EB-8	NEW YORK ST URBAN DEV CORP 2 03/15/2033	03/11/2026	MORGAN STANLEY & CO LLC		984,949	1,155,000	11,358	1.B FE
<b>0059999999. Subtotal - issuer credit obligations - municipal bonds - special revenue</b>					<b>17,278,070</b>	<b>17,029,690</b>	<b>286,470</b>	<b>XXX</b>
03040W-BH-7	AMERICAN WATER CAPITAL C 5.2 04/01/2036	03/30/2026	WELLS FARGO SECURITIES LLC		1,998,460	2,000,000		2.A FE
66989H-BJ-6	NOVARTIS CAPITAL CORP 4.9 03/18/2036	03/16/2026	CITIGROUP GLOBAL MARKETS INC		1,994,380	2,000,000		1.D FE
92537N-AA-6	VERTIV HOLDINGS CO 4.85 03/15/2036	02/23/2026	GOLDMAN SACHS & CO LLC		399,080	400,000		2.C FE
<b>0069999999. Subtotal - issuer credit obligations - project finance bonds issued by operating entities (unaffiliated)</b>					<b>4,391,920</b>	<b>4,400,000</b>		<b>XXX</b>
00271*-AE-2	AITX FINCO LLC 5.4 03/23/2033 PRIVATE	03/20/2026	DIRECT TO COMPANY		4,900,000	4,900,000		2.C PL
020002-BK-6	ALLSTATE CORP 5.25 03/30/2033	01/30/2026	JP MORGAN SECURITIES LLC		776,198	750,000	13,344	2.A FE
02079K-BM-8	ALPHABET INC 4.8 02/15/2036	02/09/2026	GOLDMAN SACHS & CO LLC		997,950	1,000,000		1.C FE
03116Z-DW-7	AMGEN INC 4.85 02/19/2036	02/17/2026	MERRILL LYNCH PIERCE FENNER & SMITH INC		1,297,751	1,300,000		2.A FE
05401A-BF-7	AVOLON HOLDINGS FMDG LTD 4.85 04/01/2033	02/18/2026	WELLS FARGO SECURITIES LLC		991,340	1,000,000		2.B FE
05724B-AP-4	BAKER HUGHES LLC/CO-DBL 5 06/15/2036	03/05/2026	GOLDMAN SACHS & CO LLC		996,430	1,000,000		1.G FE
11135F-BY-6	BROADCOM INC 5.15 11/15/2031	02/05/2026	MFG SECURITIES AMERICAS INC		415,348	400,000	4,635	1.G FE
11135F-CU-3	BROADCOM INC 3.419 04/15/2033	03/25/2026	JANE STREET EXECUTION SERVICES LLC		915,260	1,000,000	15,291	1.G FE
114259-AZ-7	BROOKLYN UNION GAS CO 5.456 03/16/2036	03/11/2026	MIZUHO SECURITIES USA LLC		2,000,000	2,000,000		2.B FE
25160P-AR-8	DEUTSCHE BANK NY VAR 02/06/2032	02/03/2026	DEUTSCHE BANK SECURITIES INC		1,000,000	1,000,000		2.A FE
254687-GE-0	WALT DISNEY COMPANY/THE 4.625 03/14/2036	03/19/2026	JP MORGAN SECURITIES LLC		975,690	1,000,000	4,882	1.F FE
278058-DZ-2	EATON CORP 4.8 03/06/2036	03/04/2026	MORGAN STANLEY & CO LLC		698,516	700,000		1.G FE
30161N-BV-2	EXELON CORP 4.95 03/15/2036	02/18/2026	WELLS FARGO SECURITIES LLC		597,666	600,000		2.B FE
347075-AF-0	FORT CARSON FAMILY HOUS 5.677 12/15/2045	02/06/2026	BOFA SECURITIES INC		2,508,330	2,500,000	788	1.C FE
347075-AG-8	FORT CARSON FAMILY HOUS 5.834 12/15/2055	02/06/2026	BOFA SECURITIES INC		1,024,010	1,000,000	1,621	1.C FE
347075-AH-6	FORT CARSON FAMILY HOUS 5.934 12/15/2065	02/06/2026	BOFA SECURITIES INC		513,485	500,000	824	1.C FE
404280-FL-8	HSBC HOLDINGS PLC VAR 03/10/2032	03/05/2026	HSBC SECURITIES USA INC		1,000,000	1,000,000		1.G FE
465685-AV-7	ITC HOLDINGS CORP 5.5 04/15/2036	03/23/2026	CIBC WORLD MARKETS CORP		1,198,320	1,200,000		2.B FE
46647P-FG-6	JPMORGAN CHASE & CO VAR 01/22/2032	02/04/2026	MORGAN STANLEY & CO LLC		1,992,820	2,000,000	3,140	1.E FE
50222C-AF-7	LSEG US FIN CORP 5.25 03/23/2036	03/16/2026	MERRILL LYNCH PIERCE FENNER & SMITH INC		1,188,420	1,200,000		1.G FE
52532X-AN-5	LEIDOS INC 5 03/15/2036	02/19/2026	Citigroup Global Markets Inc		398,712	400,000		2.B FE
595112-CD-3	MICRON TECHNOLOGY INC 5.3 01/15/2031	01/23/2026	MERRILL LYNCH PIERCE FENNER & SMITH INC		1,034,650	1,000,000	1,619	2.B FE
60687Y-DS-5	MIZUHO FINANCIAL GROUP VAR 05/12/2037	02/05/2026	MIZUHO SECURITIES USA LLC		600,000	600,000		1.G FE
61748U-AT-9	MORGAN STANLEY VAR 01/30/2037	01/29/2026	MORGAN STANLEY & CO LLC		1,000,000	1,000,000		1.E FE
65364U-AV-8	NIAGARA MOHAWK POWER 5.112 01/12/2036	01/07/2026	MERRILL LYNCH PIERCE FENNER & SMITH INC		1,000,000	1,000,000		2.A FE
67103H-AP-2	O'REILLY AUTOMOTIVE INC 5.1 03/12/2036	03/18/2026	JP MORGAN SECURITIES LLC		991,890	1,000,000	992	2.B FE
75884R-BF-9	REGENCY CENTERS LP 4.5 03/15/2033	02/18/2026	MERRILL LYNCH PIERCE FENNER & SMITH INC		596,256	600,000		1.G FE
78017T-AC-7	ROYAL CARIBBEAN CRUISES 4.75 05/15/2033	02/12/2026	MORGAN STANLEY & CO LLC		1,196,388	1,200,000		2.B FE
78081B-AN-3	ROYALTY PHARMA PLC 2.15 09/02/2031	02/05/2026	CITIGROUP GLOBAL MARKETS INC		354,016	400,000	3,679	2.B FE

E04

STATEMENT AS OF MARCH 31, 2026 OF THE FARMERS PROPERTY AND CASUALTY INSURANCE COMPANY

**SCHEDULE D - PART 3**

Show All Long-Term Bonds and Stocks Acquired During the Current Quarter

1	2	3	4	5	6	7	8	9
CUSIP Identification	Description	Date Acquired	Name of Vendor	Number of Shares of Stock	Actual Cost	Par Value	Paid for Accrued Interest and Dividends	NAIC Designation, NAIC Designation Modifier and SVO Administrative Symbol
78081B-AT-0	ROYALTY PHARMA PLC 4.45 03/25/2031	01/23/2026	JP MORGAN SECURITIES LLC		996,130	1,000,000	16,069	2.B FE
79466L-AT-1	SALESFORCE INC 5.2 03/15/2033	03/25/2026	JANE STREET EXECUTION SERVICES LLC		996,900	1,000,000	1,878	1.F FE
79466L-AU-8	SALESFORCE INC 5.55 03/15/2036	03/11/2026	BARCLAYS CAPITAL		999,690	1,000,000		1.F FE
83051B-2B-4	SKANDINAVISKA ENSKILDA 4.375 03/12/2031	03/05/2026	WELLS FARGO SECURITIES LLC		1,999,560	2,000,000		1.D FE
883556-DJ-8	THERMO FISHER SCIENTIFI 4.902 02/12/2036	02/09/2026	WELLS FARGO SECURITIES LLC		500,000	500,000		1.G FE
889184-AC-1	TOLEDO HOSPITAL/THE 5.325 11/15/2028	01/06/2026	MORGAN STANLEY & CO LLC		2,543,225	2,500,000	19,229	2.C FE
91159H-JW-1	US BANCORP VAR 01/26/2032	01/23/2026	MERRILL LYNCH PIERCE FENNER & SMITH INC		500,070	500,000		1.F FE
969457-BZ-2	WILLIAMS COMPANIES INC 4.65 08/15/2032	01/27/2026	PERSHING LLC		1,000,300	1,000,000	21,054	2.B FE
66515#-AZ-7	JOHN WOOD GROUP E 4.78 10/20/2028	01/02/2026	Corporate Actions Event		203,338	221,019		4.B Z
66515#-BA-1	JOHN WOOD GROUP NE 4.78 10/20/2028	01/02/2026	Corporate Actions Event		642,258	698,106		4.C Z
66515#-BB-9	JOHN WOOD GROUP E 4.88 10/20/2028	01/02/2026	Corporate Actions Event		213,509	232,075		4.B Z
66515#-BC-7	JOHN WOOD GROUP NE 4.88 10/20/2028	01/02/2026	Corporate Actions Event		674,366	733,007		4.C Z
0089999999. Subtotal - issuer credit obligations - corporate bonds (unaffiliated)					44,428,792	44,634,207	109,045	XXX
0489999999. Total - issuer credit obligations (unaffiliated)					82,014,059	82,048,897	420,359	XXX
0499999999. Total - issuer credit obligations (affiliated)								XXX
0509999997. Total - issuer credit obligations - Part 3					82,014,059	82,048,897	420,359	XXX
0509999998. Total - issuer credit obligations - Part 5					XXX	XXX	XXX	XXX
0509999999. Total - issuer credit obligations					82,014,059	82,048,897	420,359	XXX
831641-GB-5	SBIC 2026-10A 1 4.626 03/10/2036 ABS	03/16/2026	GOLDMAN SACHS & CO LLC		800,000	800,000		1.A
1029999999. Subtotal - asset-backed securities - financial asset-backed securities - self-liquidating - agency commercial mortgage-backed securities - guaranteed (exempt from RBC)					800,000	800,000		XXX
31320W-AX-1	FNCL POOL SD8122	03/06/2026	WELLS FARGO SECURITIES LLC		790,402	921,920	512	1.A
3137HP-AY-9	FHR 5605 NF FLT 12/25/2055 CMO	02/10/2026	BNP PARIBAS SECURITIES SERVICES SA/MILAN		3,056,569	3,050,373	7,088	1.A
31418E-JF-8	FNCL POOL MA4761	02/03/2026	BNP PARIBAS SECURITIES SERVICES SA/MILAN		3,244,480	3,230,348	1,346	1.A
31427M-VJ-7	FNCL POOL SL0616	01/05/2026	MORGAN STANLEY & CO LLC		3,775,295	3,644,877	3,037	1.A
1039999999. Subtotal - asset-backed securities - financial asset-backed securities - self-liquidating - agency residential mortgage-backed securities - not/partially guaranteed (not exempt from RBC)					10,866,746	10,847,518	11,983	XXX
3137FL-MV-3	FHMS K090 A2 3.422 02/25/2029 CMBS	03/19/2026	WELLS FARGO SECURITIES LLC		1,328,747	1,355,000	2,962	1.A
1049999999. Subtotal - asset-backed securities - financial asset-backed securities - self-liquidating - agency commercial mortgage-backed securities - not/partially guaranteed (not exempt from RBC)					1,328,747	1,355,000	2,962	XXX
06618U-AA-4	BX 2026-VLT9 A FLT 03/15/2045 CMBS	02/13/2026	MERRILL LYNCH PIERCE FENNER & SMITH INC		1,150,000	1,150,000		1.A FE
06644B-AG-9	BANKS 2026-5YR21 A 5.525 04/15/2059 CMBS	03/25/2026	JP MORGAN SECURITIES LLC		267,795	260,000	638	1.A FE
12433L-AA-3	BX 2026-CSMO A FLT 02/15/2043 CMBS	02/05/2026	CITIGROUP GLOBAL MARKETS INC		260,000	260,000		1.A FE
12433L-AC-9	BX 2026-CSMO B FLT 02/15/2043 CMBS	02/05/2026	CITIGROUP GLOBAL MARKETS INC		350,000	350,000		1.D FE
12577H-AA-8	CHI 2025-110W A 5.1022 12/13/2040 CMBS	03/23/2026	GOLDMAN SACHS & CO LLC		114,371	115,000	375	1.A FE
1079999999. Subtotal - asset-backed securities - financial asset-backed securities - self-liquidating - non-agency commercial mortgage-backed securities (unaffiliated)					2,142,166	2,135,000	1,013	XXX
05620G-AA-1	BSPRT 2026-FL13 A FLT 10/18/2043 CRE	03/26/2026	JP MORGAN SECURITIES LLC		235,000	235,000		1.A FE
150323-BN-2	CEDF 2014-4A BR3 FLT 01/23/2038 LL	03/03/2026	RBC CAPITAL MARKETS LLC		748,125	750,000	4,518	1.C FE
1099999999. Subtotal - asset-backed securities - financial asset-backed securities - self-liquidating - non-agency - CLOs/CBOs/CDOs (unaffiliated)					983,125	985,000	4,518	XXX
02589B-AE-0	AMXCA 2024-3 A 4.65 07/15/2029 ABS	03/19/2026	MUFG SECURITIES AMERICAS INC		1,911,285	1,895,000	1,224	1.A FE
038410-AA-4	AGFIT 2026-A A 4.76 04/17/2051 ABS	03/06/2026	PERSHING LLC		744,881	745,000		1.A FE
24703U-AE-3	DEFT 2025-1 A3 4.61 02/24/2031 ABS	03/31/2026	MUFG SECURITIES AMERICAS INC		1,120,401	1,115,000	1,285	1.A FE
47787D-AE-1	JDOT 2026-A A4 4.04 02/15/2033 ABS	03/10/2026	RBC CAPITAL MARKETS LLC		1,489,961	1,490,000		1.A FE
50117F-AB-7	KCOOT 2025-1A A2 4.61 12/15/2027 ABS	02/26/2026	MUFG SECURITIES AMERICAS INC		974,112	970,397	1,491	1.A FE
50118H-AC-0	KCOOT 2026-1A A3 3.87 05/15/2030 ABS	02/18/2026	MUFG SECURITIES AMERICAS INC		1,489,664	1,490,000		1.A FE
63943H-AA-8	NAVRL 2026-A A 4.5 01/18/2056 ABS	02/17/2026	JP MORGAN SECURITIES LLC		1,489,746	1,490,000		1.A FE
64034Y-AB-7	NSLT 2021-DA AFX 1.63 04/20/2062 ABS	01/20/2026	GOLDMAN SACHS & CO LLC		358,259	376,619	17	1.A FE
78448Y-AB-7	SMB 2021-A A2A1 FLT 01/15/2053 ABS	02/11/2026	RBC CAPITAL MARKETS LLC		714,964	721,958	2,541	1.A FE
78448Y-AH-4	SMB 2021-A APT1 1.07 01/15/2053 ABS	02/04/2026	GOLDMAN SACHS & CO LLC		967,947	1,048,821	623	1.A FE
78450M-AA-0	SMB 2021-E A1A 1.68 02/15/2051 ABS	02/06/2026	GOLDMAN SACHS & CO LLC		638,682	669,544	750	1.A FE
83408A-AA-9	SCLP 2026-1 A 4.06 12/26/2035 ABS	03/24/2026	VARIOUS		1,586,837	1,586,837		1.A FE
92348K-EZ-2	VZMT 2025-10 A 4.28 10/20/2033 ABS	01/20/2026	RBC CAPITAL MARKETS LLC		1,199,063	1,200,000	143	1.A FE
92886F-AD-4	VFET 2026-1A A4 4.04 01/17/2033 ABS	03/03/2026	MERRILL LYNCH PIERCE FENNER & SMITH INC		1,489,815	1,490,000		1.A FE
1119999999. Subtotal - asset-backed securities - financial asset-backed securities - self-liquidating - other financial asset-backed securities - self-liquidating (unaffiliated)					16,175,164	16,289,176	8,074	XXX
00218K-AB-9	ARIFL 2024-A A2 5.3 11/15/2032 ABS	03/31/2026	VARIOUS		2,063,722	2,054,459	1,837	1.A FE
04033D-AC-8	ARIFL 2026-A A3 4.09 11/15/2034 ABS	03/19/2026	US BANCORP INVESTMENTS INC		1,320,945	1,328,000	754	1.A FE

E04.1

STATEMENT AS OF MARCH 31, 2026 OF THE FARMERS PROPERTY AND CASUALTY INSURANCE COMPANY

**SCHEDULE D - PART 3**

Show All Long-Term Bonds and Stocks Acquired During the Current Quarter

1	2	3	4	5	6	7	8	9
CUSIP Identification	Description	Date Acquired	Name of Vendor	Number of Shares of Stock	Actual Cost	Par Value	Paid for Accrued Interest and Dividends	NAIC Designation, NAIC Designation Modifier and SVO Administrative Symbol
23802W-AQ-4	COLO 2026-1A A2 5.811 02/25/2056 ABS	01/16/2026	Guggenheim Securities, LLC		930,000	930,000		1.G FE
29373N-AB-3	EFF 2025-4 A2 4.05 08/20/2028 ABS	02/27/2026	MUFG SECURITIES AMERICAS INC		747,066	745,000	1,006	1.A FE
29375U-AB-5	EFF 2025-3 A2 4.5 04/20/2028 ABS	02/02/2026	MIZUHO SECURITIES USA LLC		1,120,923	1,115,000	1,812	1.A FE
29390H-AC-3	EFF 2025-1 A3 4.82 02/20/2029 ABS	03/27/2026	BANK OF MONTREAL		1,122,448	1,115,000	1,493	1.A FE
78520E-AK-2	SDCP 2026-1 A2 5.482 01/20/2051 ABS	01/28/2026	Guggenheim Securities, LLC		745,000	745,000		1.F FE
1519999999	Subtotal - asset-backed securities - non-financial asset-backed securities - practical expedient - lease-backed securities - practical expedient (unaffiliated)				8,050,104	8,032,459	6,902	XXX
23347J-AD-4	DLLMT 2026-1A A4 4.36 09/20/2033 ABS	01/21/2026	MERRILL LYNCH PIERCE FENNER & SMITH INC		964,965	965,000		1.A FE
53229Y-AA-7	LPATH 2026-1A A2 5.597 03/25/2056 ABS	02/10/2026	MORGAN STANLEY & CO LLC		744,979	745,000		1.G FE
1539999999	Subtotal - asset-backed securities - non-financial asset-backed securities - practical expedient - other non-financial asset-backed securities - practical expedient (unaffiliated)				1,709,944	1,710,000		XXX
04033G-AB-3	ARIFL 2023-B A2 6.05 07/15/2032 ABS	01/26/2026	MUFG SECURITIES AMERICAS INC		917,889	911,162	1,838	1.A FE
1739999999	Subtotal - asset-backed securities - non-financial asset-backed securities - full analysis - other non-financial asset-backed securities - full analysis (unaffiliated)				917,889	911,162	1,838	XXX
1889999999	Total - asset-backed securities (unaffiliated)				42,973,885	43,065,315	37,290	XXX
1899999999	Total - asset-backed securities (affiliated)							XXX
1909999997	Total - asset-backed securities - Part 3				42,973,885	43,065,315	37,290	XXX
1909999998	Total - asset-backed securities - Part 5				XXX	XXX	XXX	XXX
1909999999	Total - asset-backed securities				42,973,885	43,065,315	37,290	XXX
2009999999	Total - issuer credit obligations and asset-backed securities				124,987,944	125,114,212	457,649	XXX
4509999997	Total - preferred stocks - Part 3					XXX		XXX
4509999998	Total - preferred stocks - Part 5				XXX	XXX	XXX	XXX
4509999999	Total - preferred stocks					XXX		XXX
5989999997	Total - common stocks - Part 3					XXX		XXX
5989999998	Total - common stocks - Part 5				XXX	XXX	XXX	XXX
5989999999	Total - common stocks					XXX		XXX
5999999999	Total - preferred and common stocks					XXX		XXX
6009999999	Totals				124,987,944	XXX	457,649	XXX

E04.2

STATEMENT AS OF MARCH 31, 2026 OF THE FARMERS PROPERTY AND CASUALTY INSURANCE COMPANY

**SCHEDULE D - PART 4**

Show All Long-Term Bonds and Stocks Sold, Redeemed or Otherwise Disposed of During the Current Quarter

1	2	3	4	5	6	7	8	9	Change In Book/Adjusted Carrying Value					15	16	17	18	19	20	21
									10	11	12	13	14							
CUSIP Identification	Description	Disposal Date	Name of Purchaser	Number of Shares of Stock	Consideration	Par Value	Actual Cost	Prior Year Book/Adjusted Carrying Value	Unrealized Valuation Increase/(Decrease)	Current Year's (Amortization)/Accretion	Current Year's Other Than Temporary Impairment Recognized	Total Change in Book/Adjusted Carrying Value (10 + 11 - 12)	Total Foreign Exchange Change in Book /Adjusted Carrying Value	Book/Adjusted Carrying Value at Disposal Date	Foreign Exchange Gain (Loss) on Disposal	Realized Gain (Loss) on Disposal	Total Gain (Loss) on Disposal	Bond Interest/Stock Dividends Received During Year	Stated Contractual Maturity Date	NAIC Designation, NAIC Designation Modifier and SVO Administrative Symbol
..91282C-JV-4	US TREASURY N/B 4.25 01/31/2026	01/31/2026	MATURITY		450,000	450,000	448,770	449,920		.80		.80		450,000				9,563	01/31/2026	1.A
0019999999 Subtotal - issuer credit obligations - U.S. government obligations (exempt from RBC)					450,000	450,000	448,770	449,920		.80		.80		450,000				9,563	XXX	XXX
..455780-BV-7	REPUBLIC OF INDONESIA 4.75 01/08/2026	01/08/2026	MATURITY		1,000,000	1,000,000	995,990	999,977		.23		.23		1,000,000				23,750	01/08/2026	2.B FE
..698299-AV-6	REPUBLIC OF PANAMA 7.125 01/29/2026	01/29/2026	MATURITY		1,000,000	1,000,000	981,920	999,781		.219		.219		1,000,000				35,625	01/29/2026	2.C FE
0039999999 Subtotal - issuer credit obligations - non-U.S. sovereign jurisdiction securities					2,000,000	2,000,000	1,977,910	1,999,758		242		242		2,000,000				59,375	XXX	XXX
..13063D-C4-8	CALIFORNIA ST 1.7 02/01/2028	03/25/2026	WELLS FARGO SECURITIES LLC		958,880	1,000,000	884,920	952,549		5,164		5,164		957,714		1,166	1,166	11,097	02/01/2028	1.D FE
..167486-HM-4	CHICAGO IL 6.207 01/01/2036	03/20/2026	JP MORGAN SECURITIES LLC		103,471	105,000	130,833	123,431		(421)		(421)		123,009		(19,538)	(19,538)	4,743	01/01/2036	2.B FE
..442331-QM-9	HOUSTON TX 6.29 03/01/2032	03/02/2026	VARIOUS		330,000	330,000	349,521	330,780		(755)		(755)		330,025		(25)	(25)	16	03/01/2032	1.D FE
..452152-BM-2	ILLINOIS ST 6.63 02/01/2035	02/01/2026	Basis Adjustment		92,308	92,308	96,813	92,371		(63)		(63)		92,308					02/01/2035	1.G FE
..79623P-QQ-1	SAN ANTONIO TX 5.635 02/01/2026	01/05/2026	Security Withdraw		3,915,000	3,915,000	3,922,311	3,914,789		.28		.28		3,914,817		183	183	94,372	02/01/2026	1.A FE
..944097-F7-4	WAXAHACHIE TX INDEP SCH DIS 5 02/15/2053	02/09/2026	ROBERT W BAIRD & CO INC		2,584,100	2,500,000	2,500,000	2,500,054		.91		.91		2,500,145		83,955	83,955	56,250	02/15/2053	1.A FE
0049999999 Subtotal - issuer credit obligations - municipal bonds - general obligations (direct and guaranteed)					7,983,759	7,942,308	7,884,398	7,913,974		4,044		4,044		7,918,018		65,741	65,741	166,478	XXX	XXX
..02765U-EQ-3	AMERICAN MUNI PWIR-OHIO 1 6.27 02/15/2050	02/15/2026	Basis Adjustment		151,690	151,690	159,958	151,730		(39)		(39)		151,690					02/15/2050	1.F FE
..072024-NU-2	BAY AREA CA TOLL AUTH T 6.918 04/01/2040	03/19/2026	Security Withdraw		1,147,218	1,005,000	1,469,632	1,358,679		(6,467)		(6,467)		1,352,212		(347,212)	(347,212)	175,629	04/01/2040	1.D FE
..155048-BB-6	CENTRAL PUGET SOUND WA RE 4.75 02/01/2028	02/02/2026	VARIOUS		490,000	490,000	490,249	489,922		.78		.78		490,000				5	02/01/2028	1.A FE
..56042S-EE-6	MAINE ST HLTH & HGR EDUC 5.25 10/01/2054	02/03/2026	MORGAN STANLEY & CO LLC		784,440	750,000	758,078	757,791		(59)		(59)		757,732		26,708	26,708	13,453	10/01/2054	1.E FE
..645913-AA-2	NEW JERSEY ST ECON DEV 7.425 02/15/2029	02/17/2026	Security Withdraw		781,000	781,000	997,962	835,834		(4,434)		(4,434)		831,400		(50,400)	(50,400)	28,995	02/15/2029	1.F FE
..649902-T3-7	NEW YORK ST DORM AUTH ST 5.6 03/15/2040	03/17/2026	Security Withdraw		2,863,692	2,863,692	2,938,663		(499)		(499)		2,938,177		(74,485)	(74,485)	184,069	03/15/2040	1.B FE	
..64990F-MT-8	NEW YORK ST DORM AUTH S 5.628 03/15/2039	03/11/2026	Security Withdraw		60,000	60,000	61,183	61,016		(23)		(23)		60,993		(93)	(93)	1,688	03/15/2039	1.B FE
..650009-S5-3	NEW YORK ST THRUWAY AUTH 2.9 01/01/2035	01/21/2026	Corporate Actions Event		1,007,575	1,095,000	935,163	945,174		954		954		946,129		61,446	61,446	17,642	01/01/2035	1.E FE
..650116-GZ-3	NEW YORK ST TRANSPRTN D 5.125 06/30/2060	02/06/2026	PERSHING LLC		999,000	1,000,000	1,000,000	1,000,072		(55)		(55)		1,000,017		(1,017)	(1,017)	5,552	06/30/2060	1.C FE
..677632-MV-0	OHIO ST UNIV 4.91 06/01/2040	02/06/2026	Security Withdraw		505,000	505,000	695,733	659,289		(905)		(905)		658,384		(153,384)	(153,384)	4,477	06/01/2040	1.C FE
..74484U-AA-6	PUBLIC FIN AUTH W/ TOLL R 6.5 06/30/2060	01/30/2026	BARCLAYS CAPITAL		3,865,190	3,500,000	3,621,300	3,619,380		(1,019)		(1,019)		3,618,361		246,829	246,829	20,222	06/30/2060	2.C FE
..88283P-AN-7	TEXAS ST TRANSPRTN FIN C 5.25 10/01/2055	03/17/2026	GOLDMAN SACHS & CO LLC		2,632,975	2,500,000	2,652,345	2,656,083		(2,728)		(2,728)		2,653,354		(20,379)	(20,379)	50,677	10/01/2055	1.B FE
..915137-SF-6	UNIV OF TEXAS TX 5.134 08/15/2042	02/17/2026	Security Withdraw		500,000	500,000	495,980	496,656		.59		.59		496,715		3,285	3,285	12,978	08/15/2042	1.A FE
..915137-SG-4	UNIV OF TEXAS TX 4.837 08/15/2026	02/17/2026	Security Withdraw		665,663	664,620	718,181	677,551		(2,700)		(2,700)		674,852		(10,232)	(10,232)	17,296	08/15/2026	1.A FE
0059999999 Subtotal - issuer credit obligations - municipal bonds - special revenue					16,453,443	15,866,002	16,994,157	13,709,177		(17,837)		(17,837)		16,630,016		(319,834)	(319,834)	532,683	XXX	XXX
..75973Q-AA-5	RENAISSANCE FINANCE 3.45 07/01/2027	01/07/2026	JANE STREET EXECUTION SERVICES LLC		821,957	830,000	823,958	829,108		.11		.11		829,118		(7,161)	(7,161)	14,874	07/01/2027	1.G FE
0069999999 Subtotal - issuer credit obligations - project finance bonds issued by operating entities (unaffiliated)					821,957	830,000	823,958	829,108		.11		.11		829,118		(7,161)	(7,161)	14,874	XXX	XXX
..00115*-AA-0	AES ILLUMINA LLC 6 03/26/2032 Private	03/31/2026	Basis Adjustment		70,069	70,069	69,263	69,263		.805		.805		70,069				1,051	03/26/2032	5.C
..007944-AK-7	ADVENTIST HEALTH SYS/W 5.757 12/01/2034	03/12/2026	MORGAN STANLEY & CO LLC		1,604,483	1,550,000	1,550,000	1,551,400		145		145		1,551,545		52,937	52,937	25,283	12/01/2034	2.A FE
..02311#-AA-4	PROJECT THOR AMAROK LLC 5.95 09/30/2037	03/31/2026	Basis Adjustment		40,131	40,131	40,131	40,135		(4)		(4)		40,131				597	09/30/2037	2.C PL
..031162-DP-2	AMGEN INC 5.15 03/02/2028	01/23/2026	JANE STREET EXECUTION SERVICES LLC		2,044,740	2,000,000	2,045,700	2,038,644		(827)		(827)		2,037,817		6,923	6,923	41,200	03/02/2028	2.A FE
..05330K-A@-4	AUTOPISTAS METRO DE PR 7.5 12/31/2038 Pr	03/31/2026	Basis Adjustment		27,000	27,000	27,000	27,000						27,000				506	12/31/2038	2.B FE
..05707#-AA-9	BAIRD FINANCIAL CORP 4.58 03/29/2029 Pri	03/29/2026	Basis Adjustment		320,000	320,000	320,000	319,972		.28		.28		320,000				7,328	03/29/2029	1.G PL
..06738E-CV-5	BLACKROCK PLC VAR 09/10/2035	03/02/2026	Millennium Advisors, LLC		511,190	500,000	507,600	507,489		(13)		(13)		507,476		3,714	3,714	12,745	09/10/2035	2.A FE
..09247X-AR-2	BLACKROCK INC 1.9 01/28/2031	03/05/2026	CITIGROUP GLOBAL MARKETS INC		1,803,200	2,000,000	1,652,900	1,753,144		7,919		7,919		1,761,063		42,137	42,137	23,011	01/28/2031	1.D FE
..12702*-AA-4	CIV PASSTR TRUST 3.901 10/10/2039 Priva	03/10/2026	Basis Adjustment		62,193	62,193	62,193	62,193						62,193				338	10/10/2039	2.B
..12708#-AA-4	CHARTER COMMUNICATIONS CTL 5.55 07/15/20	03/15/2026	Basis Adjustment		31,966	31,966	31,966	31,966						31,966				198	07/15/2035	2.B PL
..151191-BE-2	CELULOSA ARAUCO CONSTITU 4.25 04/30/2029	03/12/2026	BBVA SECURITIES INC		960,000	1,000,000	993,080	997,436		163		163		997,599		(37,599)	(37,599)	15,701	04/30/2029	2.C FE
..22535W-AH-0	CREDIT AGRICOLE SA VAR 01/26/2027	01/26/2026	Security Withdraw at 100.000		2,500,000	2,500,000	2,499,940		6		6		2,500,000					15,588	01/26/2027	1.F FE
..251526-CY-3	DEUTSCHE BANK NY VAR 09/11/2035	03/26/2026	SUSQUEHANNA FINANCIAL GROUP LLLP		494,115	500,000	509,130	509,011		(98)		(98)		508,913		(14,798)	(14,798)	14,708	09/11/2035	2.A FE
..285512-AE-9	ELECTRONIC ARTS INC 1.85 02/15/2031	02/10/2026	SUMRIDGE PARTNERS LLC		653,200	710,000	708,062	708,971		63		63		709,034		(55,834)	(55,834)	6,422	02/15/2031	2.A FE
..29446M-AJ-1	EQUINOR ASA 1.75 01/22/2026	01/22/2026	MATURITY		5,000,000	5,000,000	5,128,850	5,000,475		(475)		(475)		5,000,000				43,750	01/22/2026	1.D FE
..30231G-AT-9	EXXON MOBIL CORPORATION 3.043 03/01/2026	03/01/2026	MATURITY		2,000,000	2,000,000	2,120,820	1,999,876		124		124		2,000,000				30,430	03/01/2026	1.D FE
..438516-CQ-7	HONEYWELL INTERNATIONAL 4.875 09/01/2029	03/11/2026	Security Withdraw		5,183,550	5,000,000	5,008,930	5,006,429		561		561		5,006,990		(6,990)	(6,990)	315,581	09/01/2029	1.F FE
..46647P-BW-5	JPMORGAN CHASE & CO VAR 02/04/2027	02/04/2026	Security Withdraw at 100.000		2,000,000	2,000,000	2,000,000	1,999,940		.60		.60		2,000,000				10,400	02/04/2027	1.F FE

E05

STATEMENT AS OF MARCH 31, 2026 OF THE FARMERS PROPERTY AND CASUALTY INSURANCE COMPANY

**SCHEDULE D - PART 4**

Show All Long-Term Bonds and Stocks Sold, Redeemed or Otherwise Disposed of During the Current Quarter

1	2	3	4	5	6	7	8	9	Change In Book/Adjusted Carrying Value					15	16	17	18	19	20	21	
									10	11	12	13	14								
CUSIP Identification	Description	Disposal Date	Name of Purchaser	Number of Shares of Stock	Consideration	Par Value	Actual Cost	Prior Year Book/ Adjusted Carrying Value	Unrealized Valuation Increase/ (Decrease)	Current Year's (Amortization)/ Accretion	Current Year's Other Than Temporary Impairment Recognized	Total Change in Book/ Adjusted Carrying Value (10 + 11 - 12)	Total Foreign Exchange Change in Book /Adjusted Carrying Value	Book/ Adjusted Carrying Value at Disposal Date	Foreign Exchange Gain (Loss) on Disposal	Realized Gain (Loss) on Disposal	Total Gain (Loss) on Disposal	Bond Interest/ Stock Dividends Received During Year	Stated Contractual Maturity Date	NAIC Designation, NAIC Designation Modifier and SVO Administrative Symbol	
..50152#-AL-1	KIWIK TRIP INC 4.08 05/24/2037 Private	02/24/2026	Basis Adjustment		82,342	82,342	82,342	82,341				1		82,342				840	05/24/2037	2.B PL	
..55026#-AA-0	LUMINACE EQUIPMENT HOLDINGS 5.99 3/31/20	03/31/2026	Basis Adjustment		53,718	53,718	53,718	53,719						53,718				804	03/31/2040	2.C PL	
..579780-AR-8	MCCORMICK & CO 0.9 02/15/2026	02/15/2026	MATURITY		2,400,000	2,400,000	2,399,664	2,399,884		116		116		2,400,000			10,800	02/15/2026	2.B FE		
..595112-BN-2	MICRON TECHNOLOGY INC 5.327 02/06/2029	02/20/2026	Security Withdraw		726,229	700,000	722,295	722,034		(899)		(899)		721,135		(21,135)	(21,135)	46,324	02/06/2029	2.C FE	
..674599-ED-3	OCCIDENTAL PETROLEUM CO 6.625 09/01/2030	03/09/2026	Corporate Actions Event		148,896	137,000	142,823	140,447		(105)		(105)		140,342		8,554	4,740	09/01/2030	2.C FE		
..674599-EF-8	OCCIDENTAL PETROLEUM CO 6.125 01/01/2031	03/09/2026	Corporate Actions Event		727,484	680,000	727,600	708,723		(1,044)		(1,044)		707,679		19,805	19,805	28,692	01/01/2031	3.A FE	
..70432*-AA-9	PAYCHEX INC 4.07 03/13/2026 Private	03/13/2026	MATURITY		2,000,000	2,000,000	2,000,000	1,999,906		94		94		2,000,000			40,700	03/13/2026	2.A FE		
..70450Y-AH-6	PAYPAL HOLDINGS INC 2.3 06/01/2030	03/18/2026	VARIOUS		3,294,099	3,570,000	3,621,872	3,595,580		(514)		(514)		3,595,066		(300,968)	(300,968)	16,827	06/01/2030	1.G FE	
..74352#-AA-5	AMAZON MARKHAM IL 2.98 10/10/2041 Privat	03/10/2026	Basis Adjustment		32,312	32,312	32,312	32,312						32,312				134	10/10/2041	1.D	
..750731-AA-9	AUTUMN WIND HQ LLC 3.744 02/10/2049 Priv	03/10/2026	Basis Adjustment		3,795	3,795	3,795	3,795						3,795				20	02/10/2049	2.A	
..808513-BR-5	CHARLES SCHWAB CORP 1.15 05/13/2026	03/05/2026	PERSHING LLC		1,989,600	2,000,000	1,995,360	1,999,583		231		231		1,999,815		(10,215)	(10,215)	7,219	05/13/2026	1.F FE	
..82620K-AZ-6	SIEMENS FINANCIERINGSMAT 1.2 03/11/2026	03/11/2026	MATURITY		4,500,000	4,500,000	4,495,410	4,499,795		205		205		4,500,000				27,000	03/11/2026	1.D FE	
..83274#-AA-1	SMOKY MOUNTAIN HOLDINGS LLC 6.09 12/31/2	01/31/2026	Basis Adjustment		15,170	15,170	15,170	15,168		1		1		15,170				214	12/31/2034	2.B PL	
..83274#-AB-9	SMOKY MOUNTAIN HOLDINGS LLC 5.77 12/31/2	02/28/2026	Basis Adjustment		7,493	7,493	7,493	7,493						7,493				214	12/31/2034	2.B PL	
..848609-AA-1	SPIRITS NEWCO LLC 5.3 03/31/2033 Private	03/31/2026	Basis Adjustment		63,268	63,268	63,268	63,268						63,268				838	03/31/2033	2.B PL	
..87612E-BE-5	TARGET CORP 2.5 04/15/2026	02/09/2026	PERSHING LLC		997,900	1,000,000	1,066,540	1,003,870		(1,395)		(1,395)		1,002,475		(4,575)	(4,575)	7,986	04/15/2026	1.F FE	
..88687#-AA-9	TILLMAN NETWORKS FIN II 5 01/18/2031 PRI	03/16/2026	Basis Adjustment		79,999	79,999	79,999	80,002		(3)		(3)		79,999				558	01/18/2031	2.A PL	
..88687#-AB-7	TILLMAN NETWORKS FIN II 5.35 26/10/2031	03/16/2026	Basis Adjustment		78,424	78,424	78,424	78,416		8		8		78,424				585	10/26/2031	2.A PL	
..88687#-AC-5	TILLMAN NETWORKS FIN II 5.35 31/12/2031	03/31/2026	Basis Adjustment		30,612	30,612	30,612	30,612						30,612				273	12/31/2031	2.A PL	
..892331-AM-1	TOYOTA MOTOR CORP 1.339 03/25/2026	03/25/2026	MATURITY		5,000,000	5,000,000	5,000,000	4,999,809		191		191		5,000,000				33,475	03/25/2026	1.E FE	
..66515#-AK-0	JOHN WOOD GROUP 4.78 07/02/2029 Private	01/02/2026	VARIOUS		845,595	919,125	845,595	845,595		73,469		73,560		919,155		(73,560)	(73,560)		07/02/2029	4.A	
..66515#-AL-8	JOHN WOOD GROUP 4.88 07/02/2031 Private	01/02/2026	VARIOUS		887,875	965,082	965,082	887,875		77,158		77,254		965,129		(77,254)	(77,254)		07/02/2031	4.A	
..66516#-AB-3	JOHN WOOD GRP FIN LTD NTL SR-2 11/20/202	03/19/2026	Basis Adjustment		27,968	16,581	16,581	27,920		25		25		27,968				216	11/20/2028	4.A Z	
..P4001#-AA-8	EOLICA MESA LA PAZ 5.98 12/20/2044 Priv	03/20/2026	Basis Adjustment		74,089	74,089	74,089	74,088		1		1		74,089				1,108	12/20/2044	2.C PL	
0089999999. Subtotal - issuer credit obligations - corporate bonds (unaffiliated)					49,372,705	49,720,369	49,864,005	49,475,573	151,457	4,751		156,208		49,631,782		(468,858)	(468,858)	794,190	XXX	XXX	
0489999999. Total - issuer credit obligations (unaffiliated)					77,081,864	76,808,679	77,993,198	74,377,510	151,457	(8,709)		142,748		77,458,934		(730,112)	(730,112)	1,577,163	XXX	XXX	
0499999999. Total - issuer credit obligations (affiliated)																			XXX	XXX	
0509999997. Total - issuer credit obligations - Part 4					77,081,864	76,808,679	77,993,198	74,377,510	151,457	(8,709)		142,748		77,458,934		(730,112)	(730,112)	1,577,163	XXX	XXX	
0509999998. Total - issuer credit obligations - Part 5					XXX	XXX	XXX	XXX	XXX	XXX	XXX	XXX	XXX	XXX	XXX	XXX	XXX	XXX	XXX	XXX	XXX
0509999999. Total - issuer credit obligations					77,081,864	76,808,679	77,993,198	74,377,510	151,457	(8,709)		142,748		77,458,934		(730,112)	(730,112)	1,577,163	XXX	XXX	
..36179V-7D-6	G2SF POOL MA7192	03/01/2026	MBS PAYDOWN		35,914	35,914	29,808	35,860		54		54		35,914				58	02/20/2051	1.A	
..36179W-R2-6	G2SF POOL MA7705	03/01/2026	MBS PAYDOWN		31,137	31,137	26,812	31,096		41		41		31,137				65	11/20/2051	1.A	
..36179Y-AR-5	G2SF POOL MA9016	03/01/2026	MBS PAYDOWN		30,841	30,841	29,652	30,829		12		12		30,841				131	07/20/2053	1.A	
..36179Y-AS-3	G2SF POOL MA9017	03/01/2026	MBS PAYDOWN		52,361	52,361	51,733	52,352		9		9		52,361				246	07/20/2053	1.A	
..36225B-OR-2	GNSF POOL 781364	03/01/2026	MBS PAYDOWN		19	19	19	19						19					12/15/2030	1.A	
..3622AA-AR-2	G2SF POOL 785432	03/01/2026	MBS PAYDOWN		231,922	231,922	241,054	231,981		(59)		(59)		231,922				459	04/20/2051	1.A	
1019999999. Subtotal - asset-backed securities - financial asset-backed securities - self-liquidating - agency residential mortgage-backed securities - guaranteed (exempt from RBC)					382,194	382,194	379,078	382,137		57		57		382,194				959	XXX	XXX	
..83162#-W5-8	SBAP 2024-25C 1 4.97 03/01/2049 ABS	03/01/2026	MBS PAYDOWN		50,905	50,905	50,905	50,903		2		2		50,905					03/01/2049	1.A	
..831641-FU-4	SB1C 2022-10B 1 4.262 09/10/2032 ABS	03/01/2026	MBS PAYDOWN		7,561	7,561	7,561	7,561						7,561					09/10/2032	1.A	
..831641-FX-8	SB1C 2024-10A 1 5.035 03/10/2034 ABS	03/01/2026	MBS PAYDOWN		68,199	68,199	68,199	68,197		3		3		68,199					03/10/2034	1.A	
..831641-FY-6	SB1C 2024-10B 1 4.38 09/10/2034 ABS	03/01/2026	MBS PAYDOWN		6,235	6,235	6,235	6,235						6,235					09/10/2034	1.A	
1029999999. Subtotal - asset-backed securities - financial asset-backed securities - self-liquidating - agency commercial mortgage-backed securities - guaranteed (exempt from RBC)					132,900	132,900	132,900	132,896		5		5		132,900					XXX	XXX	
..31283H-NA-9	FGLMC POOL G01285	03/01/2026	MBS PAYDOWN		6	6	6	6						6					12/01/2030	1.A	
..31283H-NE-1	FGLMC POOL G01289	03/01/2026	MBS PAYDOWN		1	1	1	1						1					10/01/2030	1.A	
..3128MJ-TK-6	FGLMC POOL G08553	03/01/2026	MBS PAYDOWN		60,726	60,726	62,054	60,735		(9)		(9)		60,726				95	10/01/2043	1.A	
..3131XV-GE-0	FNCL POOL ZM2669	03/01/2026	MBS PAYDOWN		49,864	49,864	54,461	49,932		(68)		(68)		49,864				307	02/01/2047	1.A	
..3131XV-MH-3	FNCL POOL ZM3060	03/01/2026	MBS PAYDOWN		125,080	125,080	134,813	125,186		(106)		(106)		125,080				407	04/01/2047	1.A	
..3131XV-LX-7	FNCL POOL ZM4198	03/01/2026	MBS PAYDOWN		50,799	50,799	54,942	50,828		(29)		(29)		50,799				77	09/01/2047	1.A	
..3132A5-EL-5	FNCL POOL ZS4639	03/01/2026	MBS PAYDOWN		72,835	72,835	79,527	72,892		(57)		(57)		72,835				218	11/01/2045	1.A	
..3132DN-YX-5	FNCL POOL SD1626	03/01/2026	MBS PAYDOWN		58,277	58,277	55,700	58,251		26		26		58,277				272	10/01/2052	1.A	

E05.1

STATEMENT AS OF MARCH 31, 2026 OF THE FARMERS PROPERTY AND CASUALTY INSURANCE COMPANY

**SCHEDULE D - PART 4**

Show All Long-Term Bonds and Stocks Sold, Redeemed or Otherwise Disposed of During the Current Quarter

1	2	3	4	5	6	7	8	9	Change In Book/Adjusted Carrying Value					15	16	17	18	19	20	21
									10	11	12	13	14							
CUSIP Identification	Description	Disposal Date	Name of Purchaser	Number of Shares of Stock	Consideration	Par Value	Actual Cost	Prior Year Book/Adjusted Carrying Value	Unrealized Valuation Increase/(Decrease)	Current Year's (Amortization)/Accretion	Current Year's Other Than Temporary Impairment Recognized	Total Change in Book/Adjusted Carrying Value (10 + 11 - 12)	Total Foreign Exchange Change in Book /Adjusted Carrying Value	Book/Adjusted Carrying Value at Disposal Date	Foreign Exchange Gain (Loss) on Disposal	Realized Gain (Loss) on Disposal	Total Gain (Loss) on Disposal	Bond Interest/Stock Dividends Received During Year	Stated Contractual Maturity Date	NAIC Designation, NAIC Designation Modifier and SVO Administrative Symbol
..3132DP-2Y-3	FNCL POOL SD2591	03/01/2026	MBS PAYDOWN		44,674	44,674	45,082	44,678		(4)		(4)		44,674				211	03/01/2053	1.A
..3132DS-GN-6	FNCL POOL SD4705	03/01/2026	MBS PAYDOWN		119,528	119,528	118,669	119,519		9		9		119,528				581	12/01/2053	1.A
..3132DT-JD-3	FNCL POOL SD5660	03/01/2026	MBS PAYDOWN		29,217	29,217	29,916	29,219		(2)		(2)		29,217				63	06/01/2054	1.A
..3132DU-BJ-5	FNCL POOL SD6341	03/01/2026	MBS PAYDOWN		63,434	63,434	64,629	63,447		(12)		(12)		63,434				272	03/01/2054	1.A
..3132DU-KO-9	FNCL POOL SD6603	03/01/2026	MBS PAYDOWN		14,111	14,111	13,849	14,111		3		3		14,111				80	04/01/2053	1.A
..3132DW-KO-4	FNCL POOL SD8172	03/01/2026	MBS PAYDOWN		83,843	83,843	83,987	83,844		(1)		(1)		83,843				138	10/01/2053	1.A
..3132EO-7L-0	FNCL POOL SD4499	03/01/2026	MBS PAYDOWN		24,277	24,277	22,024	24,262		15		15		24,277				60	05/01/2052	1.A
..3132EO-X6-4	FNCL POOL SD4301	03/01/2026	MBS PAYDOWN		22,135	22,135	22,685	22,141		(6)		(6)		22,135				119	11/01/2053	1.A
..3132EO-XP-2	FNCL POOL SD4286	03/01/2026	MBS PAYDOWN		71,377	71,377	71,979	71,384		(7)		(7)		71,377				278	11/01/2053	1.A
..3132EO-ZG-0	FNCL POOL SD4343	03/01/2026	MBS PAYDOWN		77,078	77,078	77,957	77,089		(11)		(11)		77,078				295	11/01/2053	1.A
..3133AJ-PG-2	FNCL POOL QC0423	03/01/2026	MBS PAYDOWN		104,300	104,300	105,131	104,307		(7)		(7)		104,300				238	04/01/2051	1.A
..3133AP-HY-8	FNCL POOL QC4747	03/01/2026	MBS PAYDOWN		40,356	40,356	36,724	40,318		38		38		40,356				136	07/01/2051	1.A
..3133AQ-CG-0	FNCL POOL QC5471	03/01/2026	MBS PAYDOWN		272,937	272,937	281,082	273,001		(64)		(64)		272,937				571	08/01/2051	1.A
..3133AS-JA-2	FNCL POOL QC7457	03/01/2026	MBS PAYDOWN		52,049	52,049	53,594	52,058		(9)		(9)		52,049				90	09/01/2051	1.A
..3133AT-Y4-7	FNCL POOL QC8831	03/01/2026	MBS PAYDOWN		73,222	73,222	78,130	73,264		(42)		(42)		73,222				177	10/01/2051	1.A
..3133B2-XX-2	FNCL POOL QD5194	03/01/2026	MBS PAYDOWN		60,280	60,280	62,079	60,292		(12)		(12)		60,280				121	01/01/2052	1.A
..3133KJ-XL-1	FNCL POOL RA3383	03/01/2026	MBS PAYDOWN		275,106	275,106	291,827	275,168		(63)		(63)		275,106				446	08/01/2050	1.A
..3133KM-JE-6	FNCL POOL RA5661	03/01/2026	MBS PAYDOWN		185,047	185,047	189,531	185,080		(33)		(33)		185,047				307	07/01/2051	1.A
..3133KM-PV-1	FNCL POOL RA5836	03/01/2026	MBS PAYDOWN		114,011	114,011	117,966	114,036		(25)		(25)		114,011				226	09/01/2051	1.A
..3133KM-VS-1	FNCL POOL RA6025	03/01/2026	MBS PAYDOWN		229,922	229,922	230,624	229,926		(4)		(4)		229,922				87	10/01/2051	1.A
..3133KN-EH-2	FNCL POOL RA6436	03/01/2026	MBS PAYDOWN		42,779	42,779	40,901	42,765		15		15		42,779				361	12/01/2051	1.A
..3133KP-PB-8	FNCL POOL RA7618	03/01/2026	MBS PAYDOWN		37,807	37,807	38,380	37,812		(5)		(5)		37,807				137	07/01/2052	1.A
..3133KQ-2M-7	FNCL POOL RA8880	03/01/2026	MBS PAYDOWN		87,862	87,862	88,348	87,867		(5)		(5)		87,862				396	04/01/2053	1.A
..3133KQ-GD-2	FNCL POOL RA8296	03/01/2026	MBS PAYDOWN		4,848	4,848	4,907	4,848						4,848				20	12/01/2052	1.A
..3133KQ-K7-0	FNCL POOL RA8418	03/01/2026	MBS PAYDOWN		42,360	42,360	43,108	42,368		(8)		(8)		42,360				167	01/01/2053	1.A
..3133KQ-WR-3	FNCL POOL RA8756	03/01/2026	MBS PAYDOWN		39,502	39,502	39,919	39,508		(6)		(6)		39,502				172	03/01/2053	1.A
..3133KQ-KT-8	FNCL POOL RA8790	03/01/2026	MBS PAYDOWN		33,608	33,608	33,012	33,602		6		6		33,608				97	04/01/2053	1.A
..3133KQ-YU-5	FNCL POOL RA8791	03/01/2026	MBS PAYDOWN		33,481	33,481	32,958	33,474		7		7		33,481				184	04/01/2053	1.A
..3133KR-B3-7	FNCL POOL RA9058	03/01/2026	MBS PAYDOWN		36,049	36,049	35,689	36,047		3		3		36,049				141	05/01/2053	1.A
..3133KR-Q4-9	FNCL POOL RA9475	03/01/2026	MBS PAYDOWN		23,609	23,609	22,838	23,599		9		9		23,609				152	07/01/2053	1.A
..3133KR-VH-4	FNCL POOL RA9616	03/01/2026	MBS PAYDOWN		11,745	11,745	10,965	11,740		6		6		11,745				49	08/01/2053	1.A
..3133KR-VU-5	FNCL POOL RA9627	03/01/2026	MBS PAYDOWN		47,152	47,152	46,946	47,150		2		2		47,152				242	08/01/2053	1.A
..3136BV-MZ-8	FNR 2025-18 WF FLT 09/25/2054 CMO	03/25/2026	MBS PAYDOWN		104,835	104,835	105,097	104,855		(20)		(20)		104,835				741	09/25/2054	1.A
..3137FK-PJ-9	FHR 4855 AZ 4 08/15/2048 CMO	03/01/2026	MBS PAYDOWN		89,712	89,712	97,935	89,751		(39)		(39)		89,712				167	08/15/2048	1.A
..3137HK-NA-8	FHR 5517 FJ FLT 03/25/2055 CMO	03/25/2026	MBS PAYDOWN		108,763	108,763	108,730	108,760		3		3		108,763				795	03/25/2055	1.A
..3137HK-NJ-9	FHR 5517 JF FLT 03/25/2055 CMO	03/25/2026	MBS PAYDOWN		108,763	108,763	108,831	108,769		(6)		(6)		108,763				804	03/25/2055	1.A
..3137HP-AY-9	FHR 5605 NF FLT 12/25/2055 CMO	03/25/2026	MBS PAYDOWN		54,430	54,430	54,541	54,430		(2)		(2)		54,430				384	12/25/2055	1.A
..3140C2-SL-2	FNCL POOL 725451	03/01/2026	MBS PAYDOWN		254	254	243	253						254				1	12/01/2031	1.A
..3140GS-RR-5	FNCL POOL BH4095	03/01/2026	MBS PAYDOWN		56,460	56,460	61,321	56,511		(51)		(51)		56,460				253	10/01/2047	1.A
..3140H1-WL-0	FNCL POOL BJ0650	03/01/2026	MBS PAYDOWN		168,234	168,234	179,642	168,362		(129)		(129)		168,234				575	03/01/2048	1.A
..3140J6-BR-2	FNCL POOL BM2007	03/01/2026	MBS PAYDOWN		36,234	36,234	36,648	36,238		(4)		(4)		36,234				127	09/01/2048	1.A
..3140JA-QX-9	FNCL POOL BM5869	03/01/2026	MBS PAYDOWN		121,858	121,858	130,979	121,947		(88)		(88)		121,858				352	08/01/2047	1.A
..3140K0-SN-9	FNCL POOL B05024	03/01/2026	MBS PAYDOWN		216,261	216,261	221,803	216,300		(38)		(38)		216,261				655	12/01/2049	1.A
..3140L3-NA-9	FNCL POOL BR4910	03/01/2026	MBS PAYDOWN		120,195	120,195	121,209	120,200		(5)		(5)		120,195				147	04/01/2051	1.A
..3140L5-BA-3	FNCL POOL BR6332	03/01/2026	MBS PAYDOWN		252,883	252,883	260,746	252,972		(88)		(88)		252,883				380	04/01/2036	1.A
..3140LC-TV-3	FN POOL BS2363	03/01/2026	MBS PAYDOWN		12,676	12,676	13,005	12,680		(4)		(4)		12,676				20	09/01/2035	1.A
..3140LD-B3-2	FN POOL BS2757	03/01/2026	MBS PAYDOWN		5,435	5,435	5,425	5,435		10		10		5,435				9	08/01/2031	1.A
..3140OC-2B-1	FNCL POOL CA5269	03/01/2026	MBS PAYDOWN		45,512	45,512	43,958	45,486		26		26		45,512				86	02/01/2035	1.A
..3140OK-LF-3	FNCL POOL CB0325	03/01/2026	MBS PAYDOWN		256,703	256,703	258,829	256,718		(15)		(15)		256,703				416	04/01/2051	1.A
..3140OK-NX-2	FNCL POOL CB0405	03/01/2026	MBS PAYDOWN		265,204	265,204	273,657	265,280		(76)		(76)		265,204				322	05/01/2036	1.A
..3140OL-6Z-4	FNCL POOL CB1787	03/01/2026	MBS PAYDOWN		84,983	84,983	85,215	84,984		(2)		(2)		84,983				126	10/01/2051	1.A
..3140OL-WK-8	FNCL POOL CB1549	03/01/2026	MBS PAYDOWN		174,625	174,625	181,228	174,670		(45)		(45)		174,625				307	09/01/2051	1.A
..3140OM-4V-3	FNCL POOL CB2635	03/01/2026	MBS PAYDOWN		53,488	53,488	54,258	53,494		(6)		(6)		53,488				104	01/01/2052	1.A
..3140OP-P2-7	FNCL POOL CB4040	03/01/2026	MBS PAYDOWN		65,028	65,028	65,342	65,029		(2)		(2)		65,028				208	07/01/2052	1.A

E05.2

STATEMENT AS OF MARCH 31, 2026 OF THE FARMERS PROPERTY AND CASUALTY INSURANCE COMPANY

**SCHEDULE D - PART 4**

Show All Long-Term Bonds and Stocks Sold, Redeemed or Otherwise Disposed of During the Current Quarter

1	2	3	4	5	6	7	8	9	Change In Book/Adjusted Carrying Value				15	16	17	18	19	20	21	
									10	11	12	13								14
CUSIP Identification	Description	Disposal Date	Name of Purchaser	Number of Shares of Stock	Consideration	Par Value	Actual Cost	Prior Year Book/ Adjusted Carrying Value	Unrealized Valuation Increase/ (Decrease)	Current Year's (Amortization)/ Accretion	Current Year's Other Than Temporary Impairment Recognized	Total Change in Book/ Adjusted Carrying Value (10 + 11 - 12)	Total Foreign Exchange Change in Book /Adjusted Carrying Value	Book/ Adjusted Carrying Value at Disposal Date	Foreign Exchange Gain (Loss) on Disposal	Realized Gain (Loss) on Disposal	Total Gain (Loss) on Disposal	Bond Interest/ Stock Dividends Received During Year	Stated Contractual Maturity Date	NAIC Designation, NAIC Designation Modifier and SVO Administrative Symbol
..31400P-SS-7	FNCL POOL CB4128	03/01/2026	MBS PAYDOWN	10,310	10,310	10,310	10,491	10,312		(2)		(2)		10,310				44	07/01/2052	1.A
..31400P-XT-9	FNCL POOL CB4289	03/01/2026	MBS PAYDOWN	54,871	54,871	54,871	54,502	54,868		3		3		54,871				178	08/01/2052	1.A
..31400Q-EC-5	FNCL POOL CB4630	03/01/2026	MBS PAYDOWN	130,267	130,267	130,267	130,267	130,257		10		10		130,267				369	09/01/2052	1.A
..31400Q-LY-9	FNCL POOL CB4842	03/01/2026	MBS PAYDOWN	55,090	55,090	55,090	55,167	55,090						55,090				188	10/01/2052	1.A
..31400Q-QM-0	FNCL POOL CB4959	03/01/2026	MBS PAYDOWN	18,407	18,407	18,407	17,720	18,401		7		7		18,407				76	10/01/2052	1.A
..31400Q-LD-5	FNCL POOL CB5079	03/01/2026	MBS PAYDOWN	21,585	21,585	21,585	21,747	21,586		(1)		(1)		21,585				48	11/01/2052	1.A
..31400R-2M-4	FNCL POOL CB6179	03/01/2026	MBS PAYDOWN	34,123	34,123	34,123	34,195	34,124		(1)		(1)		34,123				155	05/01/2053	1.A
..31400R-XV-0	FNCL POOL CB6091	03/01/2026	MBS PAYDOWN	101,328	101,328	101,328	103,679	101,362		(34)		(34)		101,328				569	04/01/2053	1.A
..31400S-A6-8	FNCL POOL CB6328	03/01/2026	MBS PAYDOWN	44,978	44,978	44,978	45,519	44,989		(11)		(11)		44,978				317	05/01/2053	1.A
..31400S-F2-2	FNCL POOL CB6484	03/01/2026	MBS PAYDOWN	76,390	76,390	76,390	76,259	76,398		2		2		76,390				493	06/01/2053	1.A
..31400S-FM-8	FNCL POOL CB6471	03/01/2026	MBS PAYDOWN	38,169	38,169	38,169	36,726	38,165		4		4		38,169				53	06/01/2053	1.A
..31400T-3K-3	FNCL POOL CB8001	03/01/2026	MBS PAYDOWN	76,619	76,619	76,619	77,326	76,634		(14)		(14)		76,619				453	02/01/2054	1.A
..31400T-EP-0	FNCL POOL CB7341	03/01/2026	MBS PAYDOWN	113,906	113,906	113,906	115,315	113,928		(22)		(22)		113,906				624	10/01/2053	1.A
..31400T-ES-4	FNCL POOL CB7344	03/01/2026	MBS PAYDOWN	171,865	171,865	171,865	174,510	171,920		(55)		(55)		171,865				892	10/01/2053	1.A
..31400T-TU-3	FNCL POOL CB7762	03/01/2026	MBS PAYDOWN	117,927	117,927	117,927	116,324	117,925		3		3		117,927				48	01/01/2054	1.A
..31400T-WX-3	FNCL POOL CB7861	03/01/2026	MBS PAYDOWN	211,854	211,854	211,854	215,081	211,921		(67)		(67)		211,854				1,427	01/01/2054	1.A
..314010-AA-3	FNCL POOL FA0000	03/01/2026	MBS PAYDOWN	71,160	71,160	71,160	73,100	71,193		(33)		(33)		71,160				252	09/01/2054	1.A
..314010-AB-1	FNCL POOL FA0001	03/01/2026	MBS PAYDOWN	119,014	119,014	119,014	121,115	119,083		(69)		(69)		119,014				800	10/01/2054	1.A
..314012-PU-9	FNCL POOL FA2234	03/01/2026	MBS PAYDOWN	94,164	94,164	94,164	96,187	94,206		(42)		(42)		94,164				508	01/01/2054	1.A
..314015-BF-5	FNCL POOL FM2669	03/01/2026	MBS PAYDOWN	81,839	81,839	81,839	88,553	81,896		(56)		(56)		81,839				266	03/01/2048	1.A
..314016-SW-2	FNCL POOL FM3232	03/01/2026	MBS PAYDOWN	28,170	28,170	28,170	28,147	28,184		(14)		(14)		28,170				83	04/01/2048	1.A
..314017-LS-6	FNCL POOL FM3936	03/01/2026	MBS PAYDOWN	173,486	173,486	173,486	182,675	173,720		(234)		(234)		173,486				392	08/01/2035	1.A
..314019-4V-4	FNCL POOL FM6235	03/01/2026	MBS PAYDOWN	23,574	23,574	23,574	26,454	23,607		(33)		(33)		23,574				85	01/01/2044	1.A
..31401A-RV-6	FNCL POOL FM6799	03/01/2026	MBS PAYDOWN	19,530	19,530	19,530	16,909	19,513		17		17		19,530				36	04/01/2051	1.A
..31401C-PA-0	FNCL POOL FM8516	03/01/2026	MBS PAYDOWN	104,270	104,270	104,270	96,515	104,212		58		58		104,270				203	07/01/2051	1.A
..31401D-6H-4	FNCL POOL FM9871	03/01/2026	MBS PAYDOWN	62,613	62,613	62,613	62,536	62,779		77		77		62,613				162	12/01/2051	1.A
..31401F-MX-6	FNCL POOL FS0373	03/01/2026	MBS PAYDOWN	46,486	46,486	46,486	45,531	46,480		6		6		46,486				82	01/01/2052	1.A
..31401F-VX-6	FNCL POOL FS0629	03/01/2026	MBS PAYDOWN	39,972	39,972	39,972	41,043	39,978		(6)		(6)		39,972				89	02/01/2052	1.A
..31401G-GR-4	FNCL POOL FS1107	03/01/2026	MBS PAYDOWN	17,955	17,955	17,955	16,827	17,944		10		10		17,955				42	12/01/2051	1.A
..31401H-GA-9	FNCL POOL FS1992	03/01/2026	MBS PAYDOWN	33,765	33,765	33,765	33,148	33,758		7		7		33,765				86	05/01/2037	1.A
..31401H-GB-7	FNCL POOL FS1993	03/01/2026	MBS PAYDOWN	54,517	54,517	54,517	53,580	54,498		19		19		54,517				160	06/01/2037	1.A
..31401H-HT-7	FNCL POOL FS2041	03/01/2026	MBS PAYDOWN	16,378	16,378	16,378	14,267	16,362		16		16		16,378				27	08/01/2051	1.A
..31401L-GL-6	FNCL POOL FS4702	03/01/2026	MBS PAYDOWN	12,062	12,062	12,062	10,961	12,053		9		9		12,062				57	04/01/2053	1.A
..31401L-VD-7	FNCL POOL FS5111	03/01/2026	MBS PAYDOWN	44,524	44,524	44,524	44,162	44,520		5		5		44,524				281	07/01/2053	1.A
..31401L-WR-5	FNCL POOL FS5155	03/01/2026	MBS PAYDOWN	42,075	42,075	42,075	42,621	42,078		(4)		(4)		42,075				105	07/01/2053	1.A
..31401M-AZ-9	FNCL POOL FS5423	03/01/2026	MBS PAYDOWN	46,878	46,878	46,878	44,292	46,854		24		24		46,878				148	08/01/2053	1.A
..31401M-PA-2	FNCL POOL FS5842	03/01/2026	MBS PAYDOWN	43,037	43,037	43,037	40,596	43,022		14		14		43,037				138	10/01/2052	1.A
..31401N-Q8-0	FNCL POOL FS6778	03/01/2026	MBS PAYDOWN	104,853	104,853	104,853	107,425	104,920		(66)		(66)		104,853				544	01/01/2054	1.A
..31401N-T5-3	FNCL POOL FS6871	03/01/2026	MBS PAYDOWN	171,258	171,258	171,258	175,726	171,355		(97)		(97)		171,258				827	01/01/2054	1.A
..31401N-VV-3	FNCL POOL FS6927	03/01/2026	MBS PAYDOWN	65,071	65,071	65,071	54,913	64,990		80		80		65,071				123	04/01/2052	1.A
..31401N-X7-4	FNCL POOL FS7001	03/01/2026	MBS PAYDOWN	42,564	42,564	42,564	39,159	42,533		32		32		42,564				110	06/01/2052	1.A
..31401P-BW-8	FNCL POOL FS7252	03/01/2026	MBS PAYDOWN	143,992	143,992	143,992	142,966	143,980		12		12		143,992				622	11/01/2053	1.A
..31401P-IIH-8	FNCL POOL FS7847	03/01/2026	MBS PAYDOWN	153,436	153,436	153,436	154,611	153,458		(22)		(22)		153,436				875	02/01/2054	1.A
..31401Q-GQ-4	FNCL POOL FS8306	03/01/2026	MBS PAYDOWN	25,517	25,517	25,517	25,573	25,518		(1)		(1)		25,517				113	06/01/2054	1.A
..31401Q-MT-1	FNCL POOL FS8469	03/01/2026	MBS PAYDOWN	35,016	35,016	35,016	35,448	35,020		(5)		(5)		35,016				180	07/01/2054	1.A
..314016-W4-8	FNCL POOL CC0666	03/01/2026	MBS PAYDOWN	49,573	49,573	49,573	50,828	49,630		(57)		(57)		49,573				360	07/01/2055	1.A
..31416C-EZ-5	FNCL POOL 995752	03/01/2026	MBS PAYDOWN	24,294	24,294	24,294	27,263	24,334		(39)		(39)		24,294				93	05/01/2039	1.A
..31418D-3S-9	FNCL POOL MA4408	03/01/2026	MBS PAYDOWN	86,890	86,890	86,890	90,922	86,915		(25)		(25)		86,890				138	08/01/2041	1.A
..31418D-4G-4	FNCL POOL MA4422	03/01/2026	MBS PAYDOWN	67,280	67,280	67,280	69,256	67,297		(17)		(17)		67,280				108	09/01/2041	1.A
..31418D-PD-8	FNCL POOL MA4019	03/01/2026	MBS PAYDOWN	23,603	23,603	23,603	19,502	23,568		34		34		23,603				48	05/01/2050	1.A
..31418D-SH-6	FNCL POOL MA4119	03/01/2026	MBS PAYDOWN	79,444	79,444	79,444	73,703	79,399		45		45		79,444				127	09/01/2050	1.A
..31418D-TQ-5	FNCL POOL MA4158	03/01/2026	MBS PAYDOWN	35,438	35,438	35,438	31,196	35,409		29		29		35,438				55	10/01/2050	1.A
..31418D-WR-9	FNCL POOL MA4255	03/01/2026	MBS PAYDOWN	20,578	20,578	20,578	17,006	20,551		27		27		20,578				34	02/01/2051	1.A
..31418E-5P-1	FNCL POOL MA5353	03/01/2026	MBS PAYDOWN	158,912	158,912	158,912	160,731	158,963		(51)		(51)		158,912				852	05/01/2054	1.A

E05.3

STATEMENT AS OF MARCH 31, 2026 OF THE FARMERS PROPERTY AND CASUALTY INSURANCE COMPANY

**SCHEDULE D - PART 4**

Show All Long-Term Bonds and Stocks Sold, Redeemed or Otherwise Disposed of During the Current Quarter

1	2	3	4	5	6	7	8	9	Change In Book/Adjusted Carrying Value					15	16	17	18	19	20	21	
									10	11	12	13	14								
CUSIP Identification	Description	Disposal Date	Name of Purchaser	Number of Shares of Stock	Consideration	Par Value	Actual Cost	Prior Year Book/Adjusted Carrying Value	Unrealized Valuation Increase/(Decrease)	Current Year's (Amortization)/Accretion	Current Year's Other Than Temporary Impairment Recognized	Total Change in Book/Adjusted Carrying Value (10 + 11 - 12)	Total Foreign Exchange Change in Book /Adjusted Carrying Value	Book/Adjusted Carrying Value at Disposal Date	Foreign Exchange Gain (Loss) on Disposal	Realized Gain (Loss) on Disposal	Total Gain (Loss) on Disposal	Bond Interest/Stock Dividends Received During Year	Stated Contractual Maturity Date	NAIC Designation, NAIC Designation Modifier and SVO Administrative Symbol	
..31418E-E3-0	FNCL POOL MA4653	03/01/2026	MBS PAYDOWN		24,886	24,886	21,441	24,856		30		30		24,886				73	07/01/2052	1.A	
..31418E-JF-8	FNCL POOL MA4761	03/01/2026	MBS PAYDOWN		64,516	64,516	64,823	36,418		(3)		(3)		64,516				148	09/01/2052	1.A	
..31427M-VJ-7	FNCL POOL SL0616	03/01/2026	MBS PAYDOWN		139,049	139,049	144,024			(205)		(205)		139,049				453	03/01/2055	1.A	
..31427M-VN-8	FNCL POOL SL0620	03/01/2026	MBS PAYDOWN		53,705	53,705	53,991	53,712		(6)		(6)		53,705				237	03/01/2055	1.A	
..31427P-JC-9	FNCL POOL SL2058	03/01/2026	MBS PAYDOWN		61,050	61,050	62,194	61,050		(17)		(17)		61,050				306	06/01/2055	1.A	
..31426Q-LF-7	FNCL POOL RJ0325	03/01/2026	MBS PAYDOWN		242,159	242,159	247,948	242,296		(137)		(137)		242,159				1,357	11/01/2053	1.A	
..31426Q-W4-0	FNCL POOL RJ0666	03/01/2026	MBS PAYDOWN		25,357	25,357	25,360	25,360		(2)		(2)		25,357				59	01/01/2053	1.A	
..31426R-HP-2	FNCL POOL RJ1265	03/01/2026	MBS PAYDOWN		31,772	31,772	30,883	31,765		7		7		31,772				127	04/01/2054	1.A	
<b>1039999999. Subtotal - asset-backed securities - financial asset-backed securities - self-liquidating - agency residential mortgage-backed securities - not/partially guaranteed (not exempt from RBC)</b>					9,601,201	9,601,201	9,727,609	9,381,316		(1,898)		(1,898)		9,601,201					32,894	XXX	XXX
..30308G-AH-3	FRESB 2019-SB60 A10H VAR 01/25/2039 CMBS	03/01/2026	MBS PAYDOWN		606	606	579	605						606				2	01/25/2039	1.A	
..30308M-AH-0	FRESB 2019-SB58 A10H VAR 10/25/2038 CMBS	03/01/2026	MBS PAYDOWN		598	598	574	598		1		1		598				2	10/25/2038	1.A	
..3137FN-WX-4	FHMS K736 A2 2.282 07/25/2026 CMBS	03/01/2026	MBS PAYDOWN		55,057	55,057	51,453	54,884		173		173		55,057				147	07/25/2026	1.A	
<b>1049999999. Subtotal - asset-backed securities - financial asset-backed securities - self-liquidating - agency commercial mortgage-backed securities - not/partially guaranteed (not exempt from RBC)</b>					56,261	56,261	52,606	56,087		174		174		56,261					151	XXX	XXX
..20775J-BL-2	CONNECTICUT HSG FIN AUT 5.321 11/15/2055	02/15/2026	Security Withdraw		10,000	10,000	10,057	10,055		(1)		(1)		10,054		(54)	(54)	135	11/15/2055	1.A FE	
..34074M-2R-1	FLORIDA ST HSG FIN CORP 5.601 01/01/2055	01/02/2026	Security Withdraw		80,000	80,000	80,000	80,195						80,195		(195)	(195)	2,240	01/01/2055	1.A FE	
..43232E-BX-6	HILLSBOROUGH CNTY FL HSG VAR 01/01/2039	01/01/2026	VARIOUS		165,000	165,000	161,589	164,978		22		22		165,000				71	01/01/2039	1.B FE	
..45129Y-5N-2	IDAHO ST HSG & FIN ASSN 5.507 01/01/2044	03/01/2026	Security Withdraw		205,000	205,000	205,000	205,261		(15)		(15)		205,246		(246)	(246)	6,198	01/01/2044	1.B FE	
..45129Y-5P-7	IDAHO ST HSG & FIN ASSN 5.547 07/01/2049	03/01/2026	Security Withdraw		95,000	95,000	95,000	95,122		(7)		(7)		95,115		(115)	(115)	2,779	07/01/2049	1.B FE	
..55389T-AA-9	MVNOT 2021-1WA A 1.14 01/22/2041 ABS	03/20/2026	MBS PAYDOWN		15,102	15,102	15,098	15,102						15,102				28	01/22/2041	1.A FE	
..55400E-AB-5	MVNOT 2020-1A B 2.73 10/20/2037 ABS	03/20/2026	MBS PAYDOWN		11,742	11,742	11,812	11,745		(3)		(3)		11,742				54	10/20/2037	1.F FE	
..67756Q-5P-8	OHIO ST HSG FIN AGY RSD 6.067 09/01/2048	03/01/2026	Security Withdraw		65,000	65,000	66,481	66,254		(16)		(16)		66,237		(1,237)	(1,237)		09/01/2048	1.B FE	
..76123M-AB-9	RMLT 2020-2 2.508 05/25/2060 WHOLE LOAN	03/01/2026	MBS PAYDOWN		324,840	324,840	324,833	324,816		24		24		324,840				1,464	05/25/2060	1.A	
..89617F-AA-2	TON 2025-SFR2 A 5.2 08/17/2044 ABS	01/01/2026	MBS PAYDOWN		3,834	3,834	3,829	3,834						3,834					08/17/2044	1.A FE	
..917437-FN-0	UTAH HSG CORP SF MTGE B 6.264 01/01/2054	01/01/2026	Security Withdraw		260,000	260,000	268,614	266,958		(2)		(2)		266,956		(6,956)	(6,956)		01/01/2054	1.C FE	
<b>1059999999. Subtotal - asset-backed securities - financial asset-backed securities - self-liquidating - non-agency residential mortgage-backed securities (unaffiliated)</b>					1,235,518	1,235,518	1,242,313	1,244,320		2		2		1,244,321		(8,803)	(8,803)		12,969	XXX	XXX
..05594C-AA-2	BX 2025-LUNR A FLT 06/15/2040 CMBS	03/15/2026	MBS PAYDOWN		82,065	82,065	82,065	82,071		(6)		(6)		82,065				583	06/15/2040	1.A	
..05594C-AD-6	BX 2025-LUNR B FLT 06/15/2040 CMBS	03/15/2026	MBS PAYDOWN		82,065	82,065	82,065	82,071		(6)		(6)		82,065					06/15/2040	1.A	
..05610F-AC-1	BX 2024-AHP B FLT 01/17/2039 CMBS	03/15/2026	MBS PAYDOWN		10,455	10,455	10,425	10,455						10,455				100	01/17/2039	1.A	
..12433C-AA-3	BX 2024-AIRC A FLT 08/15/2041 CMBS	01/15/2026	MBS PAYDOWN		68,944	68,944	68,855	68,947		(3)		(3)		68,944				323	08/15/2041	1.A	
..36270G-AA-9	GSMS 2023-SHIP A 4.32233 09/10/2038 CMBS	03/01/2026	SINKING FUND REDEMPTION		1,260,000	1,260,000	1,224,463	1,249,857		10,143		10,143		1,260,000				13,615	09/10/2038	1.A	
..40444V-AA-9	HIH 2024-61P A FLT 10/15/2041 CMBS	03/15/2026	MBS PAYDOWN		26,693	26,693	26,626	26,694		(1)		(1)		26,693				176	10/15/2041	1.A	
..55616A-AA-5	MAD 2025-11MD A 4.436824 10/15/2042 CMBS	02/05/2026	WELLS FARGO SECURITIES LLC		277,396	277,396	275,000	274,998		(1)		(1)		274,998		2,398	2,398	2,439	10/15/2042	1.A	
<b>1079999999. Subtotal - asset-backed securities - financial asset-backed securities - self-liquidating - non-agency commercial mortgage-backed securities (unaffiliated)</b>					1,807,618	1,805,222	1,769,499	1,795,093		10,126		10,126		1,805,220		2,398	2,398		17,858	XXX	XXX
..03880R-AA-7	ARCLQ 2021-FL4 A FLT 11/15/2036 CRE	03/16/2026	MBS PAYDOWN		92,038	92,038	92,038	92,032		5		5		92,038				673	11/15/2036	1.A FE	
..12572G-AQ-0	CIFC 2022-5A BR FLT 01/16/2037 LL	03/30/2026	SINKING FUND REDEMPTION		645,000	645,000	645,000	646,676		(1,676)		(1,676)		645,000				17,280	01/16/2037	1.C FE	
..26248A-AC-8	DRSLF 2022-98A B1 FLT 04/20/2035 LL	03/12/2026	SINKING FUND REDEMPTION		1,100,000	1,100,000	1,090,320	1,091,696		8,304		8,304		1,100,000				24,282	04/20/2035	1.C FE	
..38138W-AA-2	GLM 2024-19A X FLT 04/20/2037 LL	02/23/2026	MBS PAYDOWN		187,500	187,500	187,500	187,561		(61)		(61)		187,500				2,844	04/20/2037	1.A FE	
..53948H-AA-4	LNCR 2021-CRE6 A FLT 11/15/2038 CRE	03/15/2026	MBS PAYDOWN		25,155	25,155	25,155	25,154		2		2		25,155				222	11/15/2038	1.A FE	
..55284A-AA-6	MF1 2021-FL7 A FLT 10/16/2036 CRE	03/18/2026	MBS PAYDOWN		44,504	44,504	44,504	44,500		3		3		44,504				381	10/18/2036	1.A FE	
<b>1099999999. Subtotal - asset-backed securities - financial asset-backed securities - self-liquidating - non-agency CLOs/CBOs/CDOs (unaffiliated)</b>					2,094,197	2,094,197	2,084,517	2,087,619		6,577		6,577		2,094,197					45,682	XXX	XXX
..03837G-AA-5	AQFIT 2025-B A 4.79 05/17/2051 ABS	03/17/2026	MBS PAYDOWN		95,140	95,140	95,121	95,143		(4)		(4)		95,140				540	05/17/2051	1.A FE	
..05494L-AA-3	BHG 2025-2CON A 4.84 09/17/2036 ABS	03/17/2026	MBS PAYDOWN		159,939	159,940	159,924	159,951		(12)		(12)		159,940				1,108	09/17/2036	1.A FE	
..054977-AB-9	BHG 2022-A B 2.7 02/20/2035 ABS	03/17/2026	MBS PAYDOWN		248,374	248,374	248,358	248,371		4		4		248,374				941	02/20/2035	1.A FE	
..08861Y-AA-4	BHG 2021-A A 1.42 11/17/2033 ABS	03/17/2026	MBS PAYDOWN		26,891	26,891	26,890	26,891						26,891				35	11/17/2033	1.A FE	
..12660D-AC-1	CNH 2022-A A3 2.94 07/15/2027 ABS	03/15/2026	MBS PAYDOWN		22,328	22,328	22,608	22,892		46		46		22,328				80	07/15/2027	1.A FE	
..12663J-AC-5	CNH 2022-B A3 3.89 11/15/2027 ABS	03/15/2026	MBS PAYDOWN		2,744	2,744	2,743	2,744						2,744				13	11/15/2027	1.A FE	
..161571-HH-7	CHAIT 2024-A2 A 4.63 01/15/2031 ABS	03/30/2026	MUG SECURITIES AMERICAS INC		966,117	955,000	954,997	955,342		(36)		(36)		955,306		10,811	10,811	13,019	01/15/2031	1.A FE	

E05.4

STATEMENT AS OF MARCH 31, 2026 OF THE FARMERS PROPERTY AND CASUALTY INSURANCE COMPANY

**SCHEDULE D - PART 4**

Show All Long-Term Bonds and Stocks Sold, Redeemed or Otherwise Disposed of During the Current Quarter

1	2	3	4	5	6	7	8	9	Change In Book/Adjusted Carrying Value					15	16	17	18	19	20	21
									10	11	12	13	14							
CUSIP Identification	Description	Disposal Date	Name of Purchaser	Number of Shares of Stock	Consideration	Par Value	Actual Cost	Prior Year Book/Adjusted Carrying Value	Unrealized Valuation Increase/(Decrease)	Current Year's (Amortization)/Accretion	Current Year's Other Than Temporary Impairment Recognized	Total Change in Book/Adjusted Carrying Value (10 + 11 - 12)	Total Foreign Exchange Change in Book /Adjusted Carrying Value	Book/Adjusted Carrying Value at Disposal Date	Foreign Exchange Gain (Loss) on Disposal	Realized Gain (Loss) on Disposal	Total Gain (Loss) on Disposal	Bond Interest/Stock Dividends Received During Year	Stated Contractual Maturity Date	NAIC Designation, NAIC Designation Modifier and SVO Administrative Symbol
19423U-AA-0	CASL 2024-B A1A 5.69 08/25/2054 ABS	03/25/2026	MBS PAYDOWN		90,029	90,029	90,314	90,050		(21)		(21)		90,029				690	08/25/2054	1.A FE
19424W-AB-3	CASL 2021-C A2 2.32 07/26/2055 ABS	03/25/2026	MBS PAYDOWN		22,531	22,531	22,518	22,530						22,531				65	07/26/2055	1.A FE
19424W-AD-9	CASL 2021-C C 3.06 07/26/2055 ABS	03/25/2026	MBS PAYDOWN		34,224	34,224	34,210	34,224						34,224				130	07/26/2055	1.F FE
233258-AC-6	DLLAD 2023-1A A3 4.79 01/20/2028 ABS	03/20/2026	MBS PAYDOWN		65,019	65,019	65,120	65,031		(13)		(13)		65,019				501	01/20/2028	1.A FE
24703G-AC-8	DEFT 2023-2 A3 5.65 01/22/2029 ABS	03/22/2026	MBS PAYDOWN		729,608	729,608	731,994	731,103		(1,495)		(1,495)		729,608				7,651	01/22/2029	1.A FE
50117B-AC-4	KCOT 2024-1A A3 5.19 07/17/2028 ABS	03/19/2026	VARIOUS		1,691,450	1,680,000	1,679,934	1,680,324		(108)		(108)		1,680,216		11,235	11,235	22,700	07/17/2028	1.A FE
50117F-AB-7	KCOT 2025-1A A2 4.61 12/15/2027 ABS	03/15/2026	MBS PAYDOWN		78,134	78,134	78,433			(29)		(29)		78,134					12/15/2027	1.A FE
63935B-AA-1	NAVSL 2020-HA A 1.31 01/15/2069 ABS	03/15/2026	MBS PAYDOWN		16,548	16,548	15,602	16,511		37		37		16,548				24	01/15/2069	1.A FE
63935C-AB-7	NAVSL 2019-FA A2 2.6 08/15/2068 ABS	03/15/2026	MBS PAYDOWN		47,116	47,116	45,637	47,027		89		89		47,116				136	08/15/2068	1.A FE
63941H-AA-0	NAVSL 2020-DA A 1.69 05/15/2069 ABS	03/15/2026	MBS PAYDOWN		21,268	21,268	20,104	21,232		36		36		21,268				40	05/15/2069	1.A FE
63942G-AA-1	NAVSL 2021-FA A 1.11 02/18/2070 ABS	01/29/2026	VARIOUS		213,965	237,276	206,597	221,346		518		518		221,864		(7,899)	(7,899)	327	02/18/2070	1.A FE
63942J-AA-5	NAVSL 2021-CA A 1.06 10/15/2069 ABS	03/15/2026	MBS PAYDOWN		3,508	3,508	3,065	3,489		18		18		3,508				4	10/15/2069	1.A FE
63942M-AA-8	NAVSL 2022-A A 2.23 07/15/2070 ABS	03/15/2026	MBS PAYDOWN		4,109	4,109	4,109	4,109						4,109				10	07/15/2070	1.A FE
639931-AA-2	NSLT 2025-DA A1A 4.65 08/20/2054 ABS	03/20/2026	MBS PAYDOWN		95,555	95,555	95,533	95,558		(3)		(3)		95,555				907	08/20/2054	1.A FE
64033X-AE-4	NSLT 2025-AA A1B FLT 03/15/2057 ABS	03/16/2026	MBS PAYDOWN		74,307	74,307	73,713	74,304		3		3		74,307				621	03/15/2057	1.A FE
64034Y-AB-7	NSLT 2021-DA AFX 1.63 04/20/2062 ABS	03/20/2026	MBS PAYDOWN		22,289	22,289	21,203			78		78		22,289				46	04/20/2062	1.A FE
64035G-AB-5	NSLT 2021-CA AFX 1.32 04/20/2062 ABS	03/20/2026	MBS PAYDOWN		80,227	80,227	79,723	80,206		22		22		80,227				172	04/20/2062	1.A FE
67571B-AA-1	OCTL 2023-1A A 5.87 05/21/2029 ABS	01/20/2026	MBS PAYDOWN		70	70	70	70						70					05/21/2029	1.A FE
67578Y-AB-2	OCTL 2024-2A A2 5.8 07/20/2032 ABS	03/20/2026	MBS PAYDOWN		76,676	76,676	76,673	76,683		(7)		(7)		76,676				739	07/20/2032	1.A FE
69335F-FE-0	PFSC 2024-B A 4.95 02/15/2029 ABS	03/19/2026	SOCIETE GENERALE		1,534,650	1,525,000	1,524,926	1,525,327		(101)		(101)		1,525,226		9,425	9,425	19,920	02/15/2029	1.A FE
78448Y-AB-7	SMB 2021-A A2A1 FLT 01/15/2053 ABS	03/16/2026	MBS PAYDOWN		97,438	97,438	96,680	97,050		21		21		97,438				708	01/15/2053	1.A FE
78448Y-AH-4	SMB 2021-A APT1 1.07 01/15/2053 ABS	03/15/2026	MBS PAYDOWN		39,765	39,765	36,699			67		67		39,765				18	01/15/2053	1.A FE
78449M-AA-4	SMB 2021-D A1A 1.34 03/17/2053 ABS	03/15/2026	MBS PAYDOWN		35,976	35,976	34,504	35,909		67		67		35,976				54	03/17/2053	1.A FE
78449Y-AA-8	SMB 2021-B A 1.31 07/17/2051 ABS	03/15/2026	MBS PAYDOWN		30,885	30,885	29,120	30,810		76		76		30,885				44	07/17/2051	1.A FE
78450M-AA-0	SMB 2021-E A1A 1.68 02/15/2051 ABS	03/15/2026	MBS PAYDOWN		37,988	37,988	36,237			46		46		37,988				24	02/15/2051	1.A FE
831943-AA-3	SMB 2024-A A1A 5.24 03/15/2056 ABS	03/15/2026	MBS PAYDOWN		74,083	74,083	74,058	74,084						74,084				425	03/15/2056	1.A FE
83206E-AA-3	SMB 2024-C A1A 5.5 06/17/2052 ABS	03/15/2026	MBS PAYDOWN		66,922	66,922	66,910	66,922		(1)		(1)		66,922				404	06/17/2052	1.A FE
83390J-AC-6	SCLP 2025-3 C 5.04 08/15/2034 ABS	01/23/2026	US BANCORP INVESTMENTS INC		2,375,152	2,350,000	2,352,615	2,353,613		(81)		(81)		2,353,532		21,621	21,621	10,199	08/15/2034	1.G FE
83390U-AF-4	SOFI 2020-C AFX 1.95 02/15/2046 ABS	03/15/2026	MBS PAYDOWN		12,868	12,868	12,354	12,851		17		17		12,868				28	02/15/2046	1.A FE
83405U-AA-8	SCLP 2025-4 A 4.24 08/25/2035 ABS	03/25/2026	MBS PAYDOWN		309,809	309,809	309,790	309,840		(31)		(31)		309,809				1,847	08/25/2035	1.A FE
83407H-AA-5	SCLP 2025-2 A 4.82 06/25/2034 ABS	03/25/2026	MBS PAYDOWN		322,570	322,570	324,170	322,905		(335)		(335)		322,570				2,080	06/25/2034	1.A FE
83408A-AA-9	SCLP 2026-1 A 4.06 12/26/2035 ABS	03/25/2026	MBS PAYDOWN		128,798	128,798	128,790			72		72		128,798				828	12/26/2035	1.A FE
83715R-AH-5	SCSLC 2015-A A FLT 01/25/2036 ABS	03/25/2026	MBS PAYDOWN		17,807	17,807	17,818	17,806		1		1		17,807				158	01/25/2036	1.F FE
92348K-FB-4	VZMT 2025-10 C 4.67 10/20/2033 ABS	02/02/2026	RBC CAPITAL MARKETS LLC		762,434	760,000	759,860	760,439		(7)		(7)		760,433		2,002	2,002	4,239	10/20/2033	1.D FE
<b>1119999999. Subtotal - asset-backed securities - financial asset-backed securities - self-liquidating - other financial asset-backed securities - self-liquidating (unaffiliated)</b>					<b>10,735,311</b>	<b>10,698,821</b>	<b>10,658,724</b>	<b>10,355,077</b>		<b>(1,066)</b>		<b>(1,066)</b>		<b>10,688,122</b>		<b>47,195</b>	<b>47,195</b>	<b>91,475</b>	<b>XXX</b>	<b>XXX</b>
00218G-AC-6	ARIFL 2023-A A3 5.33 02/17/2032 ABS	02/17/2026	VARIOUS		763,101	760,000	765,967	764,408		(868)		(868)		763,540		(439)	(439)	7,066	02/17/2032	1.A FE
03237C-AB-8	AXIS 2024-1A A2 5.38 01/21/2031 ABS	03/20/2026	MBS PAYDOWN		94,292	94,292	94,282	94,297		(5)		(5)		94,292				820	01/21/2031	1.A FE
24703V-AJ-0	DEFT 2025-2 C 4.53 03/24/2031 ABS	02/26/2026	US BANCORP INVESTMENTS INC		896,154	890,000	889,824	890,968		(59)		(59)		890,909		5,244	5,244	7,279	03/24/2031	1.C FE
29373M-AB-3	EFF 2025-4 A2 4.05 08/20/2028 ABS	03/10/2026	MFG SECURITIES AMERICAS INC		745,989	745,000	747,066			(71)		(71)		746,996		(1,006)	(1,006)	1,760	08/20/2028	1.A FE
29374L-AB-6	EFF 2023-3 A2 6.4 03/20/2030 ABS	02/13/2026	VARIOUS		964,893	954,805	967,784	966,140		(2,347)		(2,347)		963,793		1,100	1,100	9,338	03/20/2030	1.A FE
29375U-AB-5	EFF 2025-3 A2 4.5 04/20/2028 ABS	03/10/2026	MFG SECURITIES AMERICAS INC		1,119,791	1,115,000	1,120,923			(739)		(739)		1,120,185		(394)	(394)	7,108	04/20/2028	1.A FE
858928-AB-0	SFUEL 2025-AA A2 4.63 07/20/2027 ABS	01/15/2026	RBC CAPITAL MARKETS LLC		2,015,137	2,008,546	2,015,843	2,015,499		(580)		(580)		2,014,919		218	218	6,716	07/20/2027	1.A FE
98164P-AC-4	WOLS 2025-A A2B FLT 12/15/2027 ABS	02/18/2026	VARIOUS		1,506,811	1,506,474	1,507,651	1,507,254		(318)		(318)		1,506,936		(125)	(125)	11,085	12/15/2027	1.A FE
<b>1519999999. Subtotal - asset-backed securities - non-financial asset-backed securities - practical expedient - lease-backed securities - practical expedient (unaffiliated)</b>					<b>8,106,168</b>	<b>8,074,117</b>	<b>8,109,340</b>	<b>6,238,566</b>		<b>(4,987)</b>		<b>(4,987)</b>		<b>8,101,570</b>		<b>4,598</b>	<b>4,598</b>	<b>51,172</b>	<b>XXX</b>	<b>XXX</b>
233046-AN-1	DNKN 2021-1A A21 2.045 11/20/2051 ABS	02/20/2026	MBS PAYDOWN		5,250	5,250	5,250	5,250						5,250				27	11/20/2051	2.B FE
26209X-AD-3	HONK 2021-1A A2 2.791 10/20/2051 ABS	03/18/2026	VARIOUS		557,535	655,615	655,615	655,585		(3)		(3)		655,583		(98,048)	(98,048)	7,565	10/20/2051	2.C FE
92854*-AA-2	VIVINT SOLAR A2 PROJ CO 4.7 12/28/2040 S	02/28/2026	Basis Adjustment		158,974	158,974	158,974	158,908		66		66		158,974				2,964	12/28/2040	2.B PL
<b>1539999999. Subtotal - asset-backed securities - non-financial asset-backed securities - practical expedient - other non-financial asset-backed securities - practical expedient (unaffiliated)</b>					<b>721,759</b>	<b>819,839</b>	<b>819,839</b>	<b>819,743</b>		<b>63</b>		<b>63</b>		<b>819,807</b>		<b>(98,048)</b>	<b>(98,048)</b>	<b>10,556</b>	<b>XXX</b>	<b>XXX</b>
28374F-AB-9	EFF 2022-3 A2 4.38 07/20/2029 ABS	03/20/2026	MBS PAYDOWN		15,837	15,837	15,661	15,823		14		14		15,837				91	07/20/2029	1.A FE
37959P-AA-5	SEACO 2020-1A A 2.17 10/17/2040 ABS	03/17/2026	MBS PAYDOWN		139,348	139,348	139,504	139,352		(4)		(4)		139,348				414	10/17/2040	

STATEMENT AS OF MARCH 31, 2026 OF THE FARMERS PROPERTY AND CASUALTY INSURANCE COMPANY

**SCHEDULE D - PART 4**

Show All Long-Term Bonds and Stocks Sold, Redeemed or Otherwise Disposed of During the Current Quarter

1	2	3	4	5	6	7	8	9	Change In Book/Adjusted Carrying Value					15	16	17	18	19	20	21	
									10	11	12	13	14								
CUSIP Identification	Description	Disposal Date	Name of Purchaser	Number of Shares of Stock	Consideration	Par Value	Actual Cost	Prior Year Book/Adjusted Carrying Value	Unrealized Valuation Increase/(Decrease)	Current Year's (Amortization)/Accretion	Current Year's Other Than Temporary Impairment Recognized	Total Change in Book/Adjusted Carrying Value (10 + 11 - 12)	Total Foreign Exchange Change in Book /Adjusted Carrying Value	Book/Adjusted Carrying Value at Disposal Date	Foreign Exchange Gain (Loss) on Disposal	Realized Gain (Loss) on Disposal	Total Gain (Loss) on Disposal	Bond Interest/Stock Dividends Received During Year	Stated Contractual Maturity Date	NAIC Designation, NAIC Designation Modifier and SVO Administrative Symbol	
..37959P-AC-1	SEACO 2020-2A A 2.26 11/19/2040 ABS	03/17/2026	MBS PAYDOWN		52,922	52,922	53,174	52,929		(7)		(7)		52,922				165	11/19/2040	1.F FE	
..37959P-AG-2	SEACO 2021-2A A 1.95 08/17/2041 ABS	03/17/2026	MBS PAYDOWN		20,320	20,320	20,319	20,320						20,320				55	08/17/2041	1.F FE	
..40446E-AE-7	HEPFS 2025-1A C 4.79 09/20/2032 ABS	02/26/2026	US BANCORP INVESTMENTS INC		758,906	750,000	749,901	750,496		(38)		(38)		750,458		8,448	8,448	6,686	09/20/2032	1.F FE	
..42806M-BL-2	HERTZ 2022-5A B 4.28 09/25/2028 ABS	03/30/2026	MUFG SECURITIES AMERICAS INC		590,766	600,000	599,760	599,967		(6)		(6)		599,961		(9,195)	(9,195)	6,848	09/25/2028	1.F FE	
..81758J-AA-0	SE 2025-1A A 5.38 01/20/2037 ABS	03/20/2026	MBS PAYDOWN		56,355	56,355	56,342	56,356		(1)		(1)		56,355				509	01/20/2037	1.F FE	
..87407R-AA-4	TAL 2020-1A A 2.05 09/20/2045 ABS	03/20/2026	MBS PAYDOWN		164,063	164,063	163,997	164,060		3		3		164,063				561	09/20/2045	1.F FE	
..88315L-AG-3	TMCL 2020-2A A 2.1 09/20/2045 ABS	03/20/2026	MBS PAYDOWN		126,930	126,930	126,892	126,929		1		1		126,930				448	09/20/2045	1.F FE	
..912928-AA-6	STEAM 2024-1A A 4.99 09/28/2054 ABS	03/28/2026	MBS PAYDOWN		12,463	12,463	12,459	12,463						12,463				64	09/28/2054	1.C FE	
1719999999. Subtotal - asset-backed securities - non-financial asset-backed securities - full analysis - lease-backed securities - full analysis (unaffiliated)					1,937,910	1,938,238	1,938,009	1,938,695		(38)		(38)		1,938,657		(747)	(747)	15,841	XXX	XXX	
..04033G-AB-3	ARIFL 2023-B A2 6.05 07/15/2032 ABS	02/17/2026	VARIOUS		2,509,754	2,493,240	2,514,058	1,593,074		(2,295)		(2,295)		2,508,668		1,086	1,086	14,636	07/15/2032	1.A FE	
..12759*-AA-6	CTL 2022-06 TRUST 5.41 01/15/2047 PRIVAT	03/15/2026	Basis Adjustment		16,810	16,810	16,809	16,809						16,809		1	1	102	01/15/2047	1.F PL	
..35910E-AA-2	FYBR 2023-1 A2 6.6 08/20/2053 ABS	01/27/2026	SINKING FUND REDEMPTION		750,000	750,000	760,576	756,994		(6,994)		(6,994)		750,000				13,887	08/20/2053	1.F FE	
..476681-AB-7	JMIKE 2021-1A A21 2.891 02/15/2052 ABS	02/15/2026	MBS PAYDOWN		768,300	768,300	768,300	768,254		46		46		768,300				5,183	02/15/2052	2.B FE	
..86613X-AN-5	FIBER 2025-1A A2 5.208 11/20/2055 ABS	03/12/2026	MUFG SECURITIES AMERICAS INC		761,425	760,000	759,995	761,483		(57)		(57)		761,426		(1)	(1)	9,126	11/20/2055	1.G FE	
..98919W-AA-1	ZAYO 2025-1A A2 5.648 03/20/2055 ABS	03/10/2026	CITIGROUP GLOBAL MARKETS INC		853,552	840,000	853,978	853,862		(579)		(579)		853,283		269	269	10,675	03/20/2055	1.G FE	
1739999999. Subtotal - asset-backed securities - non-financial asset-backed securities - full analysis - other non-financial asset-backed securities - full analysis (unaffiliated)					5,659,841	5,628,350	5,673,716	4,750,476		(9,879)		(9,879)		5,658,486		1,355	1,355	53,609	XXX	XXX	
1889999999. Total - asset-backed securities (unaffiliated)					42,470,878	42,466,858	42,588,150	39,182,025		(864)		(864)		42,522,936		(52,052)	(52,052)	333,166	XXX	XXX	
1899999999. Total - asset-backed securities (affiliated)																			XXX	XXX	
1909999997. Total - asset-backed securities - Part 4					42,470,878	42,466,858	42,588,150	39,182,025		(864)		(864)		42,522,936		(52,052)	(52,052)	333,166	XXX	XXX	
1909999998. Total - asset-backed securities - Part 5					XXX	XXX	XXX	XXX	XXX	XXX	XXX	XXX	XXX	XXX	XXX	XXX	XXX	XXX	XXX	XXX	XXX
1909999999. Total - asset-backed securities					42,470,878	42,466,858	42,588,150	39,182,025		(864)		(864)		42,522,936		(52,052)	(52,052)	333,166	XXX	XXX	
2009999999. Total - issuer credit obligations and asset-backed securities					119,552,742	119,275,537	120,581,348	113,559,535	151,457	(9,573)			141,884		119,981,870		(782,164)	(782,164)	1,910,329	XXX	XXX
4509999997. Total - preferred stocks - Part 4						XXX														XXX	XXX
4509999998. Total - preferred stocks - Part 5					XXX	XXX	XXX	XXX	XXX	XXX	XXX	XXX	XXX	XXX	XXX	XXX	XXX	XXX	XXX	XXX	XXX
4509999999. Total - preferred stocks						XXX														XXX	XXX
5989999997. Total - common stocks - Part 4						XXX														XXX	XXX
5989999998. Total - common stocks - Part 5					XXX	XXX	XXX	XXX	XXX	XXX	XXX	XXX	XXX	XXX	XXX	XXX	XXX	XXX	XXX	XXX	XXX
5989999999. Total - common stocks						XXX														XXX	XXX
5999999999. Total - preferred and common stocks						XXX														XXX	XXX
6009999999 - Totals					119,552,742	XXX	120,581,348	113,559,535	151,457	(9,573)			141,884		119,981,870		(782,164)	(782,164)	1,910,329	XXX	XXX

E05 6

Schedule DB - Part A - Section 1 - Options, Caps, Floors, Collars, Swaps and Forwards Open

**N O N E**

Schedule DB - Part B - Section 1 - Futures Contracts Open

**N O N E**

Schedule DB - Part B - Section 1B - Brokers with whom cash deposits have been made

**N O N E**

Schedule DB - Part D - Section 1 - Counterparty Exposure for Derivative Instruments Open

**N O N E**

Schedule DB - Part D-Section 2 - Collateral for Derivative Instruments Open - Pledged By

**N O N E**

Schedule DB - Part D-Section 2 - Collateral for Derivative Instruments Open - Pledged To

**N O N E**

Schedule DB - Part E - Derivatives Hedging Variable Annuity Guarantees

**N O N E**

Schedule DL - Part 1 - Reinvested Collateral Assets Owned

**N O N E**

Schedule DL - Part 2 - Reinvested Collateral Assets Owned

**N O N E**



STATEMENT AS OF MARCH 31, 2026 OF THE FARMERS PROPERTY AND CASUALTY INSURANCE COMPANY

**SCHEDULE E - PART 2 - CASH EQUIVALENTS**

Show Investments Owned End of Current Quarter

1 CUSIP	2 Description	3 Restricted Asset Code	4 Date Acquired	5 Stated Rate of Interest	6 Maturity Date	7 Book/Adjusted Carrying Value	8 Amount of Interest Due and Accrued	9 Amount Received During Year
0489999999. Total - issuer credit obligations (unaffiliated)								
0499999999. Total - issuer credit obligations (affiliated)								
0509999999. Total - issuer credit obligations								
60934N-50-0	FEDERATED HERMES TR OBL-INST FUND		03/31/2026	3.598		30,066,721		128,437
8209999999. Subtotal - exempt money market mutual funds - as identified by the SVO						30,066,721		128,437
8589999999. Total cash equivalents (unaffiliated)						30,066,721		128,437
8599999999. Total cash equivalents (affiliated)								
8609999999 - Total cash equivalents						30,066,721		128,437

E14