



# QUARTERLY STATEMENT

AS OF MARCH 31, 2026  
OF THE CONDITION AND AFFAIRS OF THE

## PROVIDENCE MUTUAL FIRE INSURANCE COMPANY

NAIC Group Code 00382 (Current Period) , 00382 (Prior Period) NAIC Company Code 15040 Employer's ID Number 05-0204000

Organized under the Laws of Rhode Island , State of Domicile or Port of Entry Rhode Island

Country of Domicile United States

Incorporated/Organized 10/27/1800 Commenced Business 10/27/1800

Statutory Home Office 340 East Avenue , Warwick, RI, US 02886-1802  
(Street and Number) (City or Town, State, Country and Zip Code)

Main Administrative Office 340 East Avenue Warwick, RI, US 02886-1802 401-827-1800  
(Street and Number) (City or Town, State, Country and Zip Code) (Area Code) (Telephone Number)

Mail Address P.O. Box 6066 , Providence, RI, US 02940-6066  
(Street and Number or P.O. Box) (City or Town, State, Country and Zip Code)

Primary Location of Books and Records 340 East Avenue Warwick, RI, US 02886-1802 401-827-1800-125  
(Street and Number) (City or Town, State, Country and Zip Code) (Area Code) (Telephone Number)

Internet Web Site Address www.providencemutual.com

Statutory Statement Contact Christina Mullaney 401-827-1800-8575  
(Name) (Area Code) (Telephone Number) (Extension)

cmullaney@providencemutual.com 401-822-1872  
(E-Mail Address) (Fax Number)

### OFFICERS

Name	Title	Name	Title
<u>Michele Leigh Stretton</u>	<u>President</u>	<u>Thomas Clayton Beverly</u>	<u>Secretary</u>
<u>Earl Francis Cottam Jr.</u>	<u>Treasurer</u>		

### OTHER OFFICERS

<u>Joseph John Muccio</u>	<u>Vice President</u>	<u>William Leo Donovan</u>	<u>Vice President</u>
<u>Lisa Marie Hatch</u>	<u>Vice President</u>	<u>Franco Marco DiDuca</u>	<u>Vice President</u>

### DIRECTORS OR TRUSTEES

<u>Alan Henry Litwin</u>	<u>David Martin Gilden</u>	<u>B. Michael Rauh Jr.</u>	<u>Edwin Joseph Santos</u>
<u>John Bond Trevor IV</u>	<u>Collin Earle Bailey</u>	<u>Maria Patrice Ducharme</u>	<u>John Scott Lombardo</u>
<u>Kimberly Marie Barker</u>	<u>Michele Leigh Stretton</u>		

State of Rhode Island

County of Kent

The officers of this reporting entity being duly sworn, each depose and say that they are the described officers of said reporting entity, and that on the reporting period stated above, all of the herein described assets were the absolute property of the said reporting entity, free and clear from any liens or claims thereon, except as herein stated, and that this statement, together with related exhibits, schedules and explanations therein contained, annexed or referred to, is a full and true statement of all the assets and liabilities and of the condition and affairs of the said reporting entity as of the reporting period stated above, and of its income and deductions therefrom for the period ended, and have been completed in accordance with the NAIC Annual Statement Instructions and Accounting Practices and Procedures manual except to the extent that: (1) state law may differ; or, (2) that state rules or regulations require differences in reporting not related to accounting practices and procedures, according to the best of their information, knowledge and belief, respectively. Furthermore, the scope of this attestation by the described officers also includes the related corresponding electronic filing with the NAIC, when required, that is an exact copy (except for formatting differences due to electronic filing) of the enclosed statement. The electronic filing may be requested by various regulators in lieu of or in addition to the enclosed statement.

Michele Leigh Stretton  
President

Thomas Clayton Beverly  
Secretary

Earl Francis Cottam Jr.  
Treasurer

a. Is this an original filing? Yes [X] No [ ]

Subscribed and sworn to before me this  
13th day of May, 2026

b. If no:

1. State the amendment number \_\_\_\_\_

2. Date filed 05/13/2026

3. Number of pages attached \_\_\_\_\_

January 16, 2029

STATEMENT AS OF MARCH 31, 2026 OF THE PROVIDENCE MUTUAL FIRE INSURANCE COMPANY

ASSETS

	Current Statement Date			4 December 31 Prior Year Net Admitted Assets
	1 Assets	2 Nonadmitted Assets	3 Net Admitted Assets (Cols. 1 - 2)	
1. Bonds .....	106,397,619		106,397,619	104,751,613
2. Stocks:				
2.1 Preferred stocks .....			0	0
2.2 Common stocks .....	51,752,196		51,752,196	53,089,728
3. Mortgage loans on real estate:				
3.1 First liens .....			0	0
3.2 Other than first liens .....			0	0
4. Real estate:				
4.1 Properties occupied by the company (less \$ ..... encumbrances) .....	2,195,770		2,195,770	2,222,800
4.2 Properties held for the production of income (less \$ ..... encumbrances) .....			0	0
4.3 Properties held for sale (less \$ ..... encumbrances) .....			0	0
5. Cash (\$ .....2,601,902 ), cash equivalents (\$ .....5,109,122 ) and short-term investments (\$ ..... 0 ) .....	7,711,023		7,711,023	14,300,797
6. Contract loans (including \$ ..... premium notes) .....			0	0
7. Derivatives .....	0		0	0
8. Other invested assets .....	2,449,450		2,449,450	2,497,171
9. Receivables for securities .....			0	0
10. Securities lending reinvested collateral assets .....			0	0
11. Aggregate write-ins for invested assets .....	0	0	0	0
12. Subtotals, cash and invested assets (Lines 1 to 11) .....	170,506,058	0	170,506,058	176,862,109
13. Title plants less \$ ..... charged off (for Title insurers only) .....			0	0
14. Investment income due and accrued .....	704,604		704,604	870,220
15. Premiums and considerations:				
15.1 Uncollected premiums and agents' balances in the course of collection .....	889,354	104,683	784,671	957,356
15.2 Deferred premiums, agents' balances and installments booked but deferred and not yet due (including \$ ..... earned but unbilled premiums) .....	15,606,305		15,606,305	16,345,847
15.3 Accrued retrospective premiums (\$ ..... ) and contracts subject to redetermination (\$ ..... ) .....			0	0
16. Reinsurance:				
16.1 Amounts recoverable from reinsurers .....	318,070		318,070	128,753
16.2 Funds held by or deposited with reinsured companies .....			0	0
16.3 Other amounts receivable under reinsurance contracts .....			0	0
17. Amounts receivable relating to uninsured plans .....			0	0
18.1 Current federal and foreign income tax recoverable and interest thereon .....			0	0
18.2 Net deferred tax asset .....			0	0
19. Guaranty funds receivable or on deposit .....			0	0
20. Electronic data processing equipment and software .....	58,998	1,467	57,531	64,592
21. Furniture and equipment, including health care delivery assets (\$ ..... ) .....	155,551	155,551	0	0
22. Net adjustment in assets and liabilities due to foreign exchange rates .....			0	0
23. Receivables from parent, subsidiaries and affiliates .....			0	6,031
24. Health care (\$ ..... ) and other amounts receivable .....			0	0
25. Aggregate write-ins for other-than-invested assets .....	2,632,504	0	2,632,504	1,297,421
26. Total assets excluding Separate Accounts, Segregated Accounts and Protected Cell Accounts (Lines 12 to 25) .....	190,871,444	261,701	190,609,743	196,532,329
27. From Separate Accounts, Segregated Accounts and Protected Cell Accounts .....			0	0
28. Total (Lines 26 and 27) .....	190,871,444	261,701	190,609,743	196,532,329
<b>DETAILS OF WRITE-INS</b>				
1101. ....			0	0
1102. ....			0	0
1103. ....			0	0
1198. Summary of remaining write-ins for Line 11 from overflow page .....	0	0	0	0
1199. Totals (Lines 1101 through 1103 plus 1198) (Line 11 above) .....	0	0	0	0
2501. Other Assets .....	1,259,574		1,259,574	4,083
2502. Pools and Associations .....	1,372,930		1,372,930	1,293,338
2503. ....				
2598. Summary of remaining write-ins for Line 25 from overflow page .....	0	0	0	0
2599. Totals (Lines 2501 through 2503 plus 2598) (Line 25 above) .....	2,632,504	0	2,632,504	1,297,421

LIABILITIES, SURPLUS AND OTHER FUNDS

	1 Current Statement Date	2 December 31, Prior Year
1. Losses (current accident year \$ ..... )	38,451,090	32,251,399
2. Reinsurance payable on paid losses and loss adjustment expenses		0
3. Loss adjustment expenses	9,681,565	9,585,868
4. Commissions payable, contingent commissions and other similar charges	1,976,777	4,087,932
5. Other expenses (excluding taxes, licenses and fees)	1,944,286	3,210,846
6. Taxes, licenses and fees (excluding federal and foreign income taxes)	67,563	90,083
7.1 Current federal and foreign income taxes (including \$ ..... on realized capital gains (losses))	28,261	28,261
7.2 Net deferred tax liability		0
8. Borrowed money \$ ..... and interest thereon \$ .....		0
9. Unearned premiums (after deducting unearned premiums for ceded reinsurance of \$ ..... and including warranty reserves of \$ ..... and accrued accident and health experience rating refunds including \$ ..... for medical loss ratio rebate per the Public Health Service Act)	48,947,766	52,135,332
10. Advance premium	1,455,753	1,398,560
11. Dividends declared and unpaid:		
11.1 Stockholders		0
11.2 Policyholders		0
12. Ceded reinsurance premiums payable (net of ceding commissions)	470,128	949,048
13. Funds held by company under reinsurance treaties	11,990	11,990
14. Amounts withheld or retained by company for account of others	198,218	101,907
15. Remittances and items not allocated	6,877	24,980
16. Provision for reinsurance (including \$ ..... certified)		0
17. Net adjustments in assets and liabilities due to foreign exchange rates		0
18. Drafts outstanding		0
19. Payable to parent, subsidiaries and affiliates		0
20. Derivatives	0	0
21. Payable for securities		0
22. Payable for securities lending		0
23. Liability for amounts held under uninsured plans		0
24. Capital notes \$ ..... and interest thereon \$ .....		0
25. Aggregate write-ins for liabilities	0	0
26. Total liabilities excluding protected cell liabilities (Lines 1 through 25)	103,240,274	103,876,206
27. Protected cell liabilities		0
28. Total liabilities (Lines 26 and 27)	103,240,274	103,876,206
29. Aggregate write-ins for special surplus funds	0	0
30. Common capital stock		0
31. Preferred capital stock		0
32. Aggregate write-ins for other than special surplus funds	0	0
33. Surplus notes		0
34. Gross paid in and contributed surplus		0
35. Unassigned funds (surplus)	87,369,468	92,656,123
36. Less treasury stock, at cost:		
36.1 ..... shares common (value included in Line 30 \$ ..... )		0
36.2 ..... shares preferred (value included in Line 31 \$ ..... )		0
37. Surplus as regards policyholders (Lines 29 to 35, less 36)	87,369,468	92,656,123
38. Totals (Page 2, Line 28, Col. 3)	190,609,742	196,532,329
<b>DETAILS OF WRITE-INS</b>		
2501. ....		0
2502. ....		0
2503. ....		0
2598. Summary of remaining write-ins for Line 25 from overflow page	0	0
2599. Totals (Lines 2501 through 2503 plus 2598) (Line 25 above)	0	0
2901. ....		0
2902. ....		0
2903. ....		0
2998. Summary of remaining write-ins for Line 29 from overflow page	0	0
2999. Totals (Lines 2901 through 2903 plus 2998) (Line 29 above)	0	0
3201. ....		0
3202. ....		0
3203. ....		0
3298. Summary of remaining write-ins for Line 32 from overflow page	0	0
3299. Totals (Lines 3201 through 3203 plus 3298) (Line 32 above)	0	0

## STATEMENT OF INCOME

	1 Current Year to Date	2 Prior Year to Date	3 Prior Year Ended December 31
<b>UNDERWRITING INCOME</b>			
1. Premiums earned:			
1.1 Direct (written \$ 22,484,685 )	25,751,218	24,419,954	100,715,777
1.2 Assumed (written \$ 147,622 )	132,468	136,299	600,814
1.3 Ceded (written \$ 4,514,444 )	4,578,259	4,295,538	19,644,750
1.4 Net (written \$ 18,117,863 )	21,305,427	20,260,715	81,671,841
DEDUCTIONS:			
2. Losses incurred (current accident year \$ )::			
2.1 Direct	17,255,082	11,575,114	44,765,201
2.2 Assumed	45,640	56,910	223,617
2.3 Ceded	2,440,973	2,647,266	3,041,263
2.4 Net	14,859,749	8,984,758	41,947,555
3. Loss adjustment expenses incurred	2,658,591	2,608,742	8,123,577
4. Other underwriting expenses incurred	8,247,960	8,187,851	37,147,116
5. Aggregate write-ins for underwriting deductions	0	0	0
6. Total underwriting deductions (Lines 2 through 5)	25,766,300	19,781,351	87,218,248
7. Net income of protected cells	0	0	0
8. Net underwriting gain (loss) (Line 1 minus Line 6 + Line 7)	(4,460,873)	479,364	(5,546,407)
<b>INVESTMENT INCOME</b>			
9. Net investment income earned	911,629	821,619	3,726,745
10. Net realized capital gains (losses) less capital gains tax of \$	4,229	(73,366)	4,923,464
11. Net investment gain (loss) (Lines 9 + 10)	915,858	748,253	8,650,209
<b>OTHER INCOME</b>			
12. Net gain or (loss) from agents' or premium balances charged off (amount recovered \$ amount charged off \$ )	(21,051)	(35,361)	(158,731)
13. Finance and service charges not included in premiums	33,785	43,620	163,698
14. Aggregate write-ins for miscellaneous income	(144,934)	(157,519)	(662,603)
15. Total other income (Lines 12 through 14)	(132,200)	(149,260)	(657,636)
16. Net income before dividends to policyholders, after capital gains tax and before all other federal and foreign income taxes (Lines 8 + 11 + 15)	(3,677,215)	1,078,357	2,446,166
17. Dividends to policyholders	0	0	0
18. Net income, after dividends to policyholders, after capital gains tax and before all other federal and foreign income taxes (Line 16 minus Line 17)	(3,677,215)	1,078,357	2,446,166
19. Federal and foreign income taxes incurred	0	0	(6,031)
20. Net income (Line 18 minus Line 19)(to Line 22)	(3,677,215)	1,078,357	2,452,197
<b>CAPITAL AND SURPLUS ACCOUNT</b>			
21. Surplus as regards policyholders, December 31 prior year	92,656,123	85,811,294	85,811,294
22. Net income (from Line 20)	(3,677,215)	1,078,357	2,452,197
23. Net transfers (to) from Protected Cell accounts	0	0	0
24. Change in net unrealized capital gains or (losses) less capital gains tax of \$ (344,578)	(1,290,259)	(1,318,873)	3,471,693
25. Change in net unrealized foreign exchange capital gain (loss)	0	0	0
26. Change in net deferred income tax	(344,578)	(353,982)	916,619
27. Change in nonadmitted assets	25,397	2,485	(51,680)
28. Change in provision for reinsurance	0	56,000	56,000
29. Change in surplus notes	0	0	0
30. Surplus (contributed to) withdrawn from protected cells	0	0	0
31. Cumulative effect of changes in accounting principles	0	0	0
32. Capital changes:			
32.1 Paid in	0	0	0
32.2 Transferred from surplus (stock dividend)	0	0	0
32.3 Transferred to surplus	0	0	0
33. Surplus adjustments:			
33.1 Paid in	0	0	0
33.2 Transferred to capital (stock dividend)	0	0	0
33.3 Transferred from capital	0	0	0
34. Net remittances from or (to) home office	0	0	0
35. Dividends to stockholders	0	0	0
36. Change in treasury stock	0	0	0
37. Aggregate write-ins for gains and losses in surplus	0	0	0
38. Change in surplus as regards policyholders (Lines 22 through 37)	(5,286,655)	(536,013)	6,844,829
39. Surplus as regards policyholders, as of statement date (Lines 21 plus 38)	87,369,468	85,275,281	92,656,123
<b>DETAILS OF WRITE-INS</b>			
0501.	0	0	0
0502.	0	0	0
0503.	0	0	0
0598. Summary of remaining write-ins for Line 5 from overflow page	0	0	0
0599. TOTALS (Lines 0501 through 0503 plus 0598) (Line 5 above)	0	0	0
1401. Other Expenses	(144,934)	(157,519)	(662,603)
1402.	0	0	0
1403.	0	0	0
1498. Summary of remaining write-ins for Line 14 from overflow page	0	0	0
1499. TOTALS (Lines 1401 through 1403 plus 1498) (Line 14 above)	(144,934)	(157,519)	(662,603)
3701.	0	0	0
3702.	0	0	0
3703.	0	0	0
3798. Summary of remaining write-ins for Line 37 from overflow page	0	0	0
3799. TOTALS (Lines 3701 through 3703 plus 3798) (Line 37 above)	0	0	0

STATEMENT AS OF MARCH 31, 2026 OF THE PROVIDENCE MUTUAL FIRE INSURANCE COMPANY

CASH FLOW

	1 Current Year To Date	2 Prior Year To Date	3 Prior Year Ended December 31
<b>Cash from Operations</b>			
1. Premiums collected net of reinsurance.....	18,608,361	18,843,494	86,663,958
2. Net investment income .....	1,066,312	1,012,339	3,642,199
3. Miscellaneous income .....	(132,200)	(149,260)	(657,636)
4. Total (Lines 1 to 3) .....	19,542,473	19,706,573	89,648,521
5. Benefit and loss related payments .....	8,849,375	10,721,307	43,103,689
6. Net transfers to Separate Accounts, Segregated Accounts and Protected Cell Accounts.....	0	0	0
7. Commissions, expenses paid and aggregate write-ins for deductions .....	14,211,089	13,089,516	44,877,302
8. Dividends paid to policyholders .....	0	0	0
9. Federal and foreign income taxes paid (recovered) net of \$ ..... tax on capital gains (losses).....	0	(177,090)	(183,121)
10. Total (Lines 5 through 9) .....	23,060,464	23,633,733	87,797,870
11. Net cash from operations (Line 4 minus Line 10) .....	(3,517,991)	(3,927,160)	1,850,651
<b>Cash from Investments</b>			
12. Proceeds from investments sold, matured or repaid:			
12.1 Bonds .....	3,244,007	5,129,460	24,476,709
12.2 Stocks .....	4,056,065	604,438	18,639,048
12.3 Mortgage loans .....	0	0	0
12.4 Real estate .....	0	0	0
12.5 Other invested assets .....	0	0	150,300
12.6 Net gains or (losses) on cash, cash equivalents and short-term investments .....	0	(3)	(2)
12.7 Miscellaneous proceeds .....	0	8,648	606
12.8 Total investment proceeds (Lines 12.1 to 12.7) .....	7,300,072	5,742,543	43,266,661
13. Cost of investments acquired (long-term only):			
13.1 Bonds .....	4,843,512	5,371,978	26,677,656
13.2 Stocks .....	4,309,958	1,236,654	13,377,929
13.3 Mortgage loans .....	0	0	0
13.4 Real estate .....	0	0	0
13.5 Other invested assets .....	0	0	0
13.6 Miscellaneous applications .....	0	0	1
13.7 Total investments acquired (Lines 13.1 to 13.6) .....	9,153,470	6,608,632	40,055,586
14. Net increase/(decrease) in contract loans and premium notes .....	0	0	0
15. Net cash from investments (Line 12.8 minus Line 13.7 and Line 14) .....	(1,853,398)	(866,089)	3,211,075
<b>Cash from Financing and Miscellaneous Sources</b>			
16. Cash provided (applied):			
16.1 Surplus notes, capital notes .....	0	0	0
16.2 Capital and paid in surplus, less treasury stock.....	0	0	0
16.3 Borrowed funds .....	0	0	0
16.4 Net deposits on deposit-type contracts and other insurance liabilities .....	0	0	0
16.5 Dividends to stockholders .....	0	0	0
16.6 Other cash provided (applied).....	(1,218,386)	(674,472)	28,465
17. Net cash from financing and miscellaneous sources (Line 16.1 through Line 16.4 minus Line 16.5 plus Line 16.6).....	(1,218,386)	(674,472)	28,465
<b>RECONCILIATION OF CASH, CASH EQUIVALENTS AND SHORT-TERM INVESTMENTS</b>			
18. Net change in cash, cash equivalents and short-term investments (Line 11, plus Lines 15 and 17) .....	(6,589,775)	(5,467,721)	5,090,191
19. Cash, cash equivalents and short-term investments:			
19.1 Beginning of year.....	14,300,798	9,210,607	9,210,607
19.2 End of period (Line 18 plus Line 19.1) .....	7,711,023	3,742,886	14,300,798

## NOTES TO THE FINANCIAL STATEMENTS

## 1. Summary of Significant Accounting Policies and Going Concern

## A) Accounting Practices

The accompanying financial statements of the Company are presented on the basis of accounting practices prescribed or permitted by the State of Rhode Island Department of Business Regulation Insurance Division. The National Association of Insurance Commissioners' (NAIC) Accounting Practices and Procedures Manual (NAIC SAP) has been adopted as prescribed or permitted practices by the State of Rhode Island Department of Business Regulation Insurance Division.

The Company, with the explicit permission of the State of Rhode Island Department of Business Regulation Insurance Division, records its' investment in an unaudited wholly owned subsidiary as an admitted asset. If the investment was non-admitted, common stocks and statutory surplus would be decreased by \$1,244,521 and \$1,244,447 as of March 31, 2026, and December 31, 2025, respectively.

Net Income	<u>2026</u>	<u>2025</u>
Company state basis (Page 4, Line 20, Columns 1 & 2)	(3,677,215)	2,452,197
State prescribed practices	0	0
State permitted practices	<u>0</u>	<u>0</u>
NAIC SAP	<u>(3,677,215)</u>	<u>2,452,197</u>
Surplus		
Company state basis (Page 3, Line 37, Columns 1 & 2)	87,369,468	92,656,123
State prescribed practices	0	0
State permitted practices (SSAP 97)	<u>(1,244,521)</u>	<u>(1,244,447)</u>
NAIC SAP	<u>86,124,947</u>	<u>91,411,676</u>

## B) Use of Estimates in Preparation of the Financial Statements

The preparation of financial statements in conformity with Statutory Accounting Principles requires management to make estimates and assumptions that affect the reported amounts of assets and liabilities. It also requires disclosure of contingent assets and liabilities at the date of the financial statements and the reported amounts of revenue and expenses during the period. Actual results could differ from those estimates.

## C) Accounting Policies

Premiums are earned over the terms of the related insurance policies and reinsurance contracts. Unearned premium reserves are established to cover the unexpired portion of premiums written. Such reserves are computed by semi-monthly pro-rata methods for direct and ceded business.

Expenses incurred in connection with acquiring new insurance business, including such acquisition costs as sales commissions, are charged to operations as incurred. Expenses incurred are reduced for ceding allowances received or receivable.

In addition the Company uses the following accounting policies:

- Short-term investments are stated at amortized cost.
- Bonds not backed by other loans are stated at either amortized cost using the interest method or the lower of amortized cost or fair market value.
- Unaffiliated common stocks are stated at fair market value.
- Unaffiliated preferred stocks are stated at fair market value.
- The Company does not hold mortgage loans.
- Loan-backed securities, including Mortgage-Backed Securities and Asset-Backed Securities, are stated at either amortized cost or the lower of amortized cost or fair value, using the interest method. Prepayment assumptions are reviewed on a periodic basis. If changes in prepayments are deemed necessary, securities are revalued based upon the new prepayment assumptions. The retrospective adjustment method is used to revalue all securities except for interest only securities, securities where the yield had become negative or securities where an other than temporary impairment was recognized as adopted under SSAP No. 43R, that are valued using the prospective method.
- Common stocks of uncombined subsidiaries and affiliates in which the Company has an interest of 20% or more are carried on the equity basis.
- Real estate is stated at cost less accumulated depreciation.
- The Company does not hold derivative instruments.
- The Company does utilize anticipated investment income as a factor in premium deficiency calculations.
- Unpaid losses and loss adjustment expenses include an amount determined from individual case estimates and loss reports and an amount, based on past experience, for losses incurred but not reported. Such liabilities are necessary based on assumptions and estimates and while management believes the amount is adequate, the ultimate liability may be in excess of or less than the amount provided. The methods for making such estimates and for establishing the resulting liabilities are continually reviewed and any adjustments are reflected in the period determined.
- The Company has not modified its capitalization policy from the prior period.

## D) Going Concern

Management has determined there is no substantial doubt about the entity's ability to continue as a going concern.

## 2. Accounting Changes and Corrections of Errors

There have been no accounting changes or corrections of errors during the statement periods.

## NOTES TO THE FINANCIAL STATEMENTS

3. Business Combinations and Goodwill  
Not applicable.
4. Discontinued Operations  
Not applicable.
5. Investments
- A) Mortgage Loans  
Not applicable.
- B) Debt Restructuring  
Not applicable.
- C) Reverse Mortgages  
Not applicable.
- D) Loan-Backed Securities
- 1) Prepayment assumptions for Mortgage-Backed Securities and Asset-Backed Securities were generated using a third-party prepayment model. The multi-factor model captures house price change trends, housing turnover, borrower default, and refinance incentive, among other factors.
- 2) Other-than-temporary impairments were \$0 and \$0 at both March 31, 2026 and December 31, 2025, respectively.
- 3) Not Applicable.
- 4) All impaired securities (fair value is less than cost or amortized cost) for which another than temporary impairment has not been recognized in earnings.
- |  | <u>Fair Value</u> | <u>Unrealized Losses</u> |
|--|-------------------|--------------------------|
| Unrealized losses less than 12 months    | 13,571,066        | (82,032)                 |
| Unrealized losses greater than 12 months | <u>14,808,651</u> | <u>(1,558,599)</u>       |
| Total                                    | <u>28,379,717</u> | <u>(1,640,631)</u>       |
- 5) Loan backed securities in an unrealized loss position are reviewed to determine whether other-than-temporary impairments should be recognized. The Company asserts that it has the intent and ability to hold these securities long enough to allow the cost basis of these securities to be recovered.
- E) Dollar Repurchase Agreements and/or Securities Lending Transactions  
Not applicable.
- F) Repurchase Agreements Transactions Accounted for as Secured Borrowing  
Not applicable.
- G) Reverse Repurchase Agreements Transactions Accounted for as Secured Borrowing  
Not applicable.
- H) Repurchase Agreements Transactions Accounted for as a Sale  
Not applicable.
- I) Reverse Repurchase Agreements Transactions Accounted for as a Sale  
Not applicable.
- J) Real Estate  
Not applicable.
- K) Low-Income Housing Tax Credits  
Not applicable.
- L) Restricted Assets  
United States treasury securities and cash with a carrying values of \$402,219 and \$402,336 at March 31, 2026 and December 31, 2025, respectively, were on deposit with the State of Rhode Island, as required by law.
- M) Working Capital Finance Investments  
Not applicable.
- N) Offsetting and Netting of Assets and Liabilities  
Not applicable.
- O) 5GI Securities  
Not applicable.
- P) Short Sales  
Not applicable.

## NOTES TO THE FINANCIAL STATEMENTS

- Q) Prepayment Penalty and Accelerated Fees<sup>2</sup>  
Not applicable.
6. Joint Ventures, Partnerships and Limited Liability Companies
- A) Holdings that exceed 10% of admitted assets  
The company has no investments that exceed 10% of admitted assets.
- B) Writedowns of Joint Ventures, Partnerships and Limited Liability Companies  
None.
7. Investment Income
- A) Investment income due and accrued with amounts over 90 day past due is non-admitted.
- B) The Company had no investment income due and accrued excluded from surplus as of March 31, 2026, and December 31, 2025.
- C) Gross interest income at March 31, 2026 and December 31, 2025 totaled \$704,604 and \$870,220 all of which are included in admitted assets.
- D) Aggregate Deferred Interest  
None
- E) The cumulative amounts of paid-in-kind (PIK) interest included in the current principal balance at March 31, 2026 and December 31, 2025 totaled \$47,886 and \$47,813.
8. Derivative Instruments  
Not applicable.

## 9. Income Taxes

## A. 1. Components of the net deferred income tax asset or net deferred tax liability;

	<u>Ordinary</u>	<u>Capital</u>	<u>Total</u>
<b>March 31, 2026</b>			
(a) Gross deferred tax assets	8,768,618	0	8,768,618
(b) Statutory Valuation Allowance Adjustments	<u>(4,659,948)</u>	0	<u>(4,659,948)</u>
(c) Adjusted gross deferred tax assets (1a-1b)	4,108,670	0	4,108,670
(d) Deferred tax assets nonadmitted	0	0	0
(e) Subtotal net admitted deferred tax assets (1c-1d)	4,108,670	0	4,108,670
(f) Deferred tax liabilities	<u>(117,841)</u>	<u>(3,990,829)</u>	<u>(4,108,670)</u>
(g) Net admitted deferred tax assets / (net deferred tax liabilities) (1e-1f)	3,990,829	(3,990,829)	0
<b>December 31, 2025</b>			
(a) Gross deferred tax assets	8,006,486	0	8,006,486
(b) Statutory Valuation Allowance Adjustments	<u>(3,554,401)</u>	0	<u>(3,554,401)</u>
(c) Adjusted gross deferred tax assets (1a-1b)	4,452,085	0	4,452,085
(d) Deferred tax assets nonadmitted	0	0	0
(e) Subtotal net admitted deferred tax assets (1c-1d)	4,452,085	0	4,452,085
(f) Deferred tax liabilities	<u>(116,678)</u>	<u>(4,335,407)</u>	<u>(4,452,085)</u>
(g) Net admitted deferred tax assets / (net deferred tax liabilities) (1e-1f)	4,335,407	(4,335,407)	0
<b>Change</b>			
(a) Gross deferred tax assets	762,132	0	762,132
(b) Statutory Valuation Allowance Adjustments	<u>(1,105,547)</u>	0	<u>(1,105,547)</u>
(c) Adjusted gross deferred tax assets (1a-1b)	(343,415)	0	(343,415)
(d) Deferred tax assets nonadmitted	0	0	0
(e) Subtotal net admitted deferred tax assets (1c-1d)	(343,415)	0	(343,415)
(f) Deferred tax liabilities	<u>(1,163)</u>	<u>344,578</u>	<u>343,415</u>
(g) Net admitted deferred tax assets / (net deferred tax liabilities) (1e-1f)	(344,578)	344,578	0

## 2. Admission Calculation Components

	<u>Ordinary</u>	<u>Capital</u>	<u>Total</u>
<b>March 31, 2026</b>			
(a) Federal income taxes paid in prior years recoverable through loss carrybacks (11a)	0	0	0
(b) Adjusted gross DTAs expected to be realized after application of the threshold limitations	0	0	0
(Lesser of 11bi or 11bii)	0	0	0
1. Adjusted gross DTAs expected to be realized following the balance sheet date (11bi)	N/A	N/A	0
2. Adjusted gross DTAs allowed per limitation threshold (11bii) Lesser of (b)1. or (b)2.	0	0	12,800,856
(c) Adjusted gross DTAs offset by gross DTLs (11c)	<u>4,108,670</u>	0	<u>4,108,670</u>
(d) Deferred Tax Assets Admitted as the result of application of SSAP No. 101	4,108,670	0	4,108,670

## NOTES TO THE FINANCIAL STATEMENTS

<b>December 31, 2025</b>	<u>Ordinary</u>	<u>Capital</u>	<u>Total</u>
(a) Federal income taxes paid in prior years recoverable through loss carrybacks (11a)	0	0	0
(b) Adjusted gross DTAs expected to be realized after application of the threshold limitations	0	0	0
(Lesser of 11bi or 11bii)	0	0	0
1. Adjusted gross DTAs expected to be realized following the balance sheet date (11bi)	N/A	N/A	0
2. Adjusted gross DTAs allowed per limitation threshold (11bii)	0	0	12,954,549
Lesser of (b)1. or (b)2.	4,452,085	0	4,452,085
(c) Adjusted gross DTAs offset by gross DTLs (11c)	4,452,085	0	4,452,085
(d) Deferred Tax Assets Admitted as the result of application of SSAP No. 101	4,452,085	0	4,452,085
<b>Change</b>	<u>Ordinary</u>	<u>Capital</u>	<u>Total</u>
(a) Federal income taxes paid in prior years recoverable through loss carrybacks (11a)	0	0	0
(b) Adjusted gross DTAs expected to be realized after application of the threshold limitations	0	0	0
(Lesser of 11bi or 11bii)	0	0	0
1. Adjusted gross DTAs expected to be realized following the balance sheet date (11bi)	N/A	N/A	0
2. Adjusted gross DTAs allowed per limitation threshold (11bii)	N/A	N/A	(153,693)
Lesser of (b)1. or (b)2.	0	0	0
(c) Adjusted gross DTAs offset by gross DTLs (11c)	(343,415)	0	(343,415)
(d) Deferred Tax Assets Admitted as the result of application of SSAP No. 101	(343,415)	0	(343,415)
 3. Disclosure of ratios used for threshold limitations (for 11b);	<u>3/31/26</u>	<u>12/31/25</u>	
(a) Ratio percentage used to determine recovery period and threshold limitation amount	719%	719%	
(b) Amount of adjusted capital and surplus used to determine recovery period threshold limitation in 2(b)2 above	92,656,123	92,656,123	
 4. Impact of Tax Planning Strategies on the Determination of:	<u>Ordinary</u>	<u>Capital</u>	<u>Total</u>
<b>March 31, 2026</b>	<u>Percentage</u>	<u>Percentage</u>	<u>Percentage</u>
(a) Adjusted gross deferred tax assets	0	0	0
(Percentage of total adjusted gross deferred tax assets)	N/A	N/A	0%
(b) Net admitted adjusted gross deferred tax assets	0	0	0
(Percentage of total net admitted adjusted gross deferred tax assets)	N/A	N/A	0%
(c) Does the Company's tax-planning strategies include the use of reinsurance?	Yes <input type="checkbox"/>	No <input checked="" type="checkbox"/>	
<b>December 31, 2025</b>			
(a) Adjusted gross deferred tax assets	0	0	0
(Percentage of total adjusted gross deferred tax assets)	N/A	N/A	0%
(b) Net admitted adjusted gross deferred tax assets	0	0	0
(Percentage of total net admitted adjusted gross deferred tax assets)	N/A	N/A	0%
<b>Change</b>			
(a) Adjusted gross deferred tax assets	0	0	0
(Percentage of total adjusted gross deferred tax assets)	N/A	N/A	0%
(b) Net admitted adjusted gross deferred tax assets	0	0	0
(Percentage of total net admitted adjusted gross deferred tax assets)	N/A	N/A	0%
 B. Unrecognized deferred tax liabilities			
(1) There are no temporary difference for which deferred tax liabilities are not recognized.			
 C. Current income taxes incurred consist of the following major components:			
1 Current tax expense incurred	<u>3/31/26</u>	<u>12/31/25</u>	<u>Change</u>
(a) Current year federal tax expense (benefit)- ordinary income	0	(6,031)	6,031
(b) Current year foreign tax expense (benefit)- ordinary income	0	0	0
(c) Subtotal	0	(6,031)	6,031
(d) Current year tax expense (benefit) - net realized capital gains (losses)	0	0	0
(e) Utilization of operating loss carry forwards	0	0	0
(f) Tax on Capital Gains	0	0	0
(g) Federal and foreign income taxes incurred	0	(6,031)	6,031

## NOTES TO THE FINANCIAL STATEMENTS

2	Deferred income tax assets and liabilities consist of the following major components:	<u>3/31/26</u>	<u>12/31/25</u>	<u>Change</u>
	Deferred tax assets:			
	(a) Ordinary			
	(1) Discounting of unpaid losses and loss adjustment expenses	547,920	469,421	(78,499)
	(2) Unearned premium reserve	2,055,806	2,189,684	133,878
	(3) Fixed Assets	6,300	11,633	5,333
	(4) Compensation and benefits accruals	425,509	686,236	260,727
	(5) Receivables nonadmitted	21,983	21,983	0
	(6) Net operating loss carryforward	5,396,971	4,299,525	(1,097,446)
	(7) Tax Credit C/F	0	0	0
	(8) Anticipated Salvage and Subrogation	260,144	260,144	0
	(9) Other (including items <5% of total ordinary tax assets)	53,985	67,860	13,875
	Subtotal	8,768,618	8,006,486	(762,132)
	(b) Statutory Valuation Allowance Adjustment	(4,659,948)	(3,554,401)	1,105,547
	(c) Nonadmitted ordinary deferred tax assets	0	0	0
	(d) Admitted ordinary deferred tax assets	4,108,670	4,452,085	343,415
	(e) Capital			
	(1) Investments	0	0	0
	(2) Unrealized capital losses	0	0	0
	(3) Other (including items <5% of ordinary tax liabilities)	0	0	0
	Subtotal	0	0	0
	(f) Statutory Valuation Allowance Adjustment	0	0	0
	(g) Nonadmitted capital deferred tax assets	0	0	0
	(h) Admitted capital deferred tax assets	0	0	0
	(i) Admitted deferred tax assets	4,108,670	4,452,085	343,415
3	Deferred tax liabilities:			
	(a) Ordinary			
	(1) Fixed Assets	0	0	0
	(2) Other (including items <5% of ordinary tax liabilities)	(117,841)	(116,678)	1,163
	Subtotal	(117,841)	(116,678)	1,163
	(b) Capital			
	(1) Unrealized capital gains	(3,990,829)	(4,335,407)	(344,578)
	(2) Other (including items <5% of ordinary tax liabilities)	0	0	0
	Subtotal	(3,990,829)	(4,335,407)	(344,578)
	(c) Deferred tax liabilities	(4,108,670)	(4,452,085)	(343,415)
4	Net deferred tax asset (liability)	0	0	0

The valuation allowance adjustment to gross deferred tax assets as of March 31, 2026 and December 31, 2025 was \$4,659,948 and \$3,554,401, respectively. The net change in the total valuation allowance adjustment for the periods ended March 31, 2026 and December 31, 2025 was an increase of \$1,105,547 and a decrease of \$1,404,714, respectively. The valuation allowance adjustment at March 31, 2026 relates to entity's significant 3-year cumulative pre-tax book loss position.

The realization of the deferred tax asset is dependent upon the Company's ability to generate sufficient taxable income in future periods. Based on historical results and the prospects for future current operations, management anticipates that it is more likely than not that future taxable income will not be sufficient for the realization of the remaining deferred tax assets.

On August 16, 2022, the Inflation Reduction Act of 2022 (Act) was signed into law. The Act includes a new corporate alternative minimum tax (CAMT). Based upon information available as of March 31, 2026, the Company has determined that it is a nonapplicable reporting entity with respect to CAMT, meaning that it will not be required to calculate or pay CAMT in 2026.

On July 4, 2025, P.L. 119-21 was signed into law. The Act includes significant changes to U.S. corporate income tax law. The impact on the Company is not expected to be material.

The change in the net deferred income taxes is comprised of the following (this analysis is exclusive of the nonadmitted DTAs as the Change in Nonadmitted Assets is reported separately from the Change in Net Deferred Income Taxes in the surplus section of the Annual Statement);

	<u>3/31/26</u>	<u>12/31/25</u>	<u>Change</u>
Total deferred tax assets	8,768,618	8,006,486	762,132
Total deferred tax liabilities	(4,108,670)	(4,452,085)	343,415
Net deferred tax assets/liabilities	4,659,948	3,554,401	1,105,547
Statutory valuation allowance adjustment	(4,659,948)	(3,554,401)	(1,105,547)
Net deferred tax assets/liabilities after SVA	0	0	0
Tax effect of unrealized gains/(losses)	(3,990,829)	(4,335,407)	344,578
Statutory valuation allowance adjustment	0	0	0
Change in net deferred income tax	3,990,829	4,335,407	(344,578)

## D. Reconciliation of federal income tax rate to actual effective rate:

## NOTES TO THE FINANCIAL STATEMENTS

The provision for federal income taxes incurred and change in deferred income tax is different from that which would be obtained by applying the statutory federal income tax rate to income before income taxes. The items causing this difference are as follows;

	<u>Tax effect</u>	<u>Effective</u>
	<u>21%</u>	<u>Tax Rate</u>
<b>March 31, 2026</b>		
Income before taxes	(772,215)	21.0%
Dividends received deduction (net of proration)	(10,961)	0.3%
True-ups	0	0.0%
Change in valuation allowance	1,119,422	(30.4%)
Change in valuation allowance (tax credits)	(13,875)	0.4%
Change in Non-Admitted Assets	5,333	(0.2%)
Other, net	16,872	(0.5%)
	<u>344,576</u>	<u>(9.4%)</u>
Federal and foreign income taxes incurred	0	0.0%
Change in net deferred taxes	344,578	(9.4%)
	<u>344,578</u>	<u>(9.4%)</u>
<b>December 31, 2025</b>		
Provision at statutory rate	513,695	21.0%
Dividends received deduction (net of proration)	(209,480)	(1.8%)
True-ups	(2,170)	(0.1%)
Change in valuation allowance	(1,390,839)	(56.9%)
Change in valuation allowance (tax credits)	(13,875)	(0.6%)
Change in Non-Admitted Assets	(10,853)	(0.4%)
Other, net	25,383	(1.7%)
	<u>(922,650)</u>	<u>26.9%</u>
Federal and foreign income taxes incurred	(12,776)	0.9%
Change in net deferred taxes	(365,995)	25.9%
	<u>(378,771)</u>	<u>(37.7%)</u>

## E. Carryforward, recoverable taxes and IRC section 6603 deposits;

- As of March 31, 2026, there are the following net operating loss carryforwards available for tax purposes:

<u>Origination Year</u>	<u>Expiration Year</u>	<u>Amount</u>
2021	2041	0
2022	2042	5,684,079
2023	2043	14,611,625
2024	2044	178,225
2025	2045	5,225,933
Total		<u>25,699,862</u>

As of March 31, 2026, there are no net capital loss carryforwards available for tax purposes:

- There are no Federal income taxes incurred that are available for recoupment in the event of future net losses.
- There are no deposits held under Section 6603 of the Internal Revenue Code.

## F. Consolidated federal income tax return

- The Company is included in a consolidated federal income tax return with its wholly owned subsidiary Providence Protection Insurance Company. The Company has a written agreement, approved by the Company's Board of Directors, which sets forth the manner in which the total combined federal income tax is allocated to each entity which is a party to the consolidation. Pursuant to this agreement, the Company has the enforceable right to recoup federal income taxes paid in prior years in the event of future net losses, which it may incur, or to recoup its net losses carried forward as an offset to future net income subject to federal income taxes.

- The Company's income tax returns that remain open to examination are for the years 2022 to 2024.

## 10. Information Concerning Parent, Subsidiaries and Affiliates

## A) Nature of Relationships

The Company is not directly or indirectly owned or controlled by any other entity.

## B-O) Not applicable.

## 11. Debt

## A) Debt Outstanding

Not applicable.

NOTES TO THE FINANCIAL STATEMENTS

B) FHLB (Federal Home Loan Bank) Agreements

1. The Company is a member of the Federal Home Loan Bank of Boston. It is part of the Company's strategy to utilize access to these funds as backup liquidity. There were no funding agreements in place at March 31, 2026 or December 31, 2025.

12. Retirement Plans, Deferred Compensation and Other Postretirement Benefit Plans

A) Defined Benefit Plan

Not applicable.

B-D) Not applicable.

E) Defined Contribution Plan

The Company maintains a profit sharing and 401(k) savings plan to provide benefits for substantially all employees, including officers, upon retirement or, to the extent of vested amounts, upon termination of employment. The Company's contribution for the plan was \$172,908 and \$710,381 for March 31, 2026 and December 31, 2025, respectively.

The Company maintains a nonqualified excess benefit plan which is credited for benefits which exceed the government's restrictions on how much pre-tax investment an employee may make. In addition, the Company maintains nonqualified pension plans covering key employees. The Company expensed \$99,000 and \$425,653 for March 31, 2026 and December 31, 2025, respectively, relating to these plans.

F-I) Not applicable.

13. Capital and Surplus, Dividend Restrictions and Quasi-Reorganizations

A-E) Not applicable.

- F) No restrictions have been placed upon the unassigned surplus funds and there are no outstanding unpaid advances to surplus as of the reporting periods.

G-I) Not applicable.

- J) The portion of unassigned funds (surplus) represented or reduced by cumulative unrealized gains and losses is \$19,240,085.

K-M) Not applicable.

14. Contingencies

A) Contingent Commitments

Not applicable.

B) Assessments

The Company is subject to guaranty fund assessments by the state in which it writes business. The Company has established a guaranty fund accrual which represents management's best estimate based on the information received by the Company as of the current reporting period.

C) Gain Contingencies

Not applicable.

D) Claims Relating to Extra Contractual Obligations & Bad Faith Losses

Not applicable.

E) Product Warranties

Not applicable.

F) Joint and Several Liability

Not applicable.

G) All Other Contingencies

Various lawsuits against the Company have arisen in the course of the Company's business. Contingent liabilities arising from litigation, income taxes and other matters are not considered material in relation to the financial position of the Company.

15. Leases

The Company does not have any material lease obligations at this time.

16. Information about Financial Instruments With Off-Balance Sheet Risk and Financial Instruments With Concentrations of Credit Risk

Not applicable.

17. Sale, Transfer and Servicing of Financial Assets and Extinguishments of Liabilities

Not applicable.

18. Gain or Loss to the Insurer from Uninsured A&H Plans and the Uninsured Portion of Partially Insured Plans

Not applicable.

## NOTES TO THE FINANCIAL STATEMENTS

19. Direct Premium Written / Produced by Managing General Agents / Third Party Administrators  
Not applicable.

20. Fair Value Measurements

A) Fair Value Measurements at March 31, 2026.

The Company's valuation techniques are based on observable and unobservable inputs. Observable inputs reflect market data obtained pricing from independent sources based on trades of securities while unobservable inputs reflect the Company's market assumptions.

Level 1 – Observable inputs in the form of quoted process for identical instruments in active markets.

Level 2 – Observable inputs other than Level 1 prices, such as quoted prices for similar assets or liabilities, quoted prices in markets that are not active or other inputs that are observable or can be derived from observable market data for substantially the full term of the assets and liabilities.

Level 3 – One or more unobservable inputs that are supported by little or no market activity and are significant to the fair value of the assets and liabilities. Level 3 assets and liabilities include financial instruments whose fair value is determined using internal models, as well as instruments for which the determination of fair value requires significant management judgment or estimation.

Description	Level 1	Level 2	Level 3	Net Asset NAV	Total
Cash and Cash Equivalents					
MM Mutual Funds	7,711,023	0	0	0	7,711,023
Bonds					
Industrial & Misc	0	0	0	0	0
SVO Identified Funds	0	0	0	0	0
Common Stock					
Industrial & Misc	38,216,482	98,200	24,836	0	38,339,518
Mutual Funds	1,389,767	0	0	0	1,389,767
Parent, Sub & Affiliate	0	0	1,244,521	0	1,244,521
Exchange Traded Funds	10,784,391	0	0	0	10,784,391
Total Assets as Fair Value	58,101,663	98,200	1,269,357	0	59,469,220

As of March 31, 2026, the common stocks in level 3 are privately held securities.

B) Not applicable.

C) Fair Value Measurements for All Financial Instruments at March 31, 2026.

Description	Aggregate Fair Value	Admitted Assets	Level 1	Level 2	Level 3	NAV
Bonds						
Governments	603,320	601,587	603,320	0	0	0
Corporate	34,324,099	35,267,083	0	34,324,099	0	0
General Obligations	1,823,498	2,128,224	0	1,823,498	0	0
Special Revenue	17,088,988	18,805,144	0	17,088,988	0	0
Single Entity Backed						
Obligation	496,900	499,972	0	496,900	0	0
Financial ABS	34,503,281	35,065,035	0	34,503,281	0	0
Non-Financial ABS	13,590,200	14,030,574	0	13,590,200	0	0
Total Bonds	102,430,286	106,397,619	603,320	101,826,966	0	0
Common Stock						
Industrial & Misc	38,339,518	38,339,518	38,216,482	98,200	24,836	0
Mutual Funds	1,389,768	1,389,767	1,389,768	0	0	0
Parent, Sub & Affiliate	1,244,521	1,244,521	0	0	1,244,521	0
Exchange Traded Funds	10,784,391	10,784,391	10,784,391	0	0	0
Total Common Stock	51,758,198	51,758,197	50,390,641	98,200	1,269,357	0
Cash Equivalents						
Cash	2,601,902	2,601,902	2,601,902	0	0	0
Other MM Fund	5,109,121	5,109,121	5,109,121	0	0	0
Total Cash Equivalents	7,711,023	7,711,023	7,711,023	0	0	0
Total Assets	161,899,507	165,866,839	58,704,984	101,925,166	1,269,357	0

21. Other Items

## NOTES TO THE FINANCIAL STATEMENTS

A) Unusual or Infrequent Items  
Not applicable.

B) Troubled Debt Restructuring: Debtors  
Not applicable.

C) Other Disclosures  
Assets in the amount of \$402,219 and \$402,336 at March 31, 2026 and December 31, 2025, respectively, were on deposit with government authorities as required by law.

D) Business Interruption Insurance Recoveries  
Not applicable.

E) State Transferable and Non-Transferable Tax Credits  
Not applicable.

F) Subprime Mortgage Related Risk Exposure  
The Company does not engage in direct subprime residential mortgage lending. The Company's exposure to subprime is limited to investments within the fixed income investment portfolio which contains securities collateralized by mortgages that have characteristics of subprime lending. Such characteristics include an interest rate above prime to borrowers who do not qualify for prime rate loans, borrowers with low credit ratings (FICO scores), unconventionally high initial loan-to-value ratios, and borrowers with less than conventional documentation of their income and / or net assets.

The Company minimizes risk exposure by holding securities which carry higher credit ratings and by monitoring the underlying collateral performance on an ongoing basis.

The chart below summarizes the Actual Cost, Book Adjusted Carrying Value and the Fair Value of subprime mortgage related risk exposure.

<u>Cost</u>	<u>Book Adjusted Carrying Value</u>	<u>Fair Value</u>
\$712	\$0	\$68,353

G) Insurance –Linked Securities (ILS) Contracts  
Not applicable.

H) The Amount That Could Be Realized on Life Insurance Where the Reporting Entity is Owner and Beneficiary or Has Otherwise Obtained Rights to Control the Policy  
Not applicable.

22. Events Subsequent  
Not applicable.

## 23. Reinsurance

A) Unsecured Reinsurance Recoverables  
The Company does not have any unsecured aggregate recoverables for losses; paid and unpaid including IBNR, loss adjustment expenses, and unearned premium that exceeds 3% of the Company's policyholder surplus.

B) Reinsurance Recoverable in Dispute  
There are no individual reinsurance recoverables on paid and unpaid (including IBNR) losses in dispute by reason of notification, arbitration or litigation with any company which exceeds 5% of the Company's policyholder surplus or aggregate reinsurance recoverables on paid and unpaid (including IBNR) losses in dispute which exceed 10% of the Company's policyholder surplus.

C) Reinsurance Assumed and Ceded

	ASSUMED REINSURANCE		CEDED REINSURANCE		NET	
	Premium Reserve (1)	Commission Equity (2)	Premium Reserve (3)	Commission Equity (4)	Premium Reserve (5)	Commission Equity (6)
Affiliates	\$ 0	\$ 0	\$ 0	\$ 0	\$ 0	\$ 0
All Other	365,723	70,909	2,291,997	161,761	(1,926,274)	(90,852)
Total	365,723	70,909	2,291,997	161,761	(1,926,274)	(90,852)

Direct Unearned Premium Reserve \$48,947,766

D-K) Not applicable.

24. Retrospectively Rated Contracts & Contracts Subject to Redetermination

**NOTES TO THE FINANCIAL STATEMENTS**

The Company was not involved in any retrospectively rated contracts during the statement periods.

25. Change in Incurred Losses and Loss Adjustment Expenses

The estimated cost of loss and loss adjustment expenses attributable to insured events of prior years increased by \$7,782,000 and \$366,000 during 2025 and 2024, respectively. The increase is generally the result of ongoing analysis of recent loss development trends. Original estimates are increased or decreased, as additional information becomes known regarding individual claims.

26. Intercompany Pooling Arrangements

Not applicable.

27. Structured Settlements

The Company has not purchased any annuities under which the claimant is payee but for which the Company is contingently liable.

28. Health Care Receivables

Not applicable.

29. Participating Policies

Not applicable.

30. Premium Deficiency Reserves

Not applicable.

31. High Deductibles

Not applicable.

32. Discounting of Liabilities for Unpaid Losses or Unpaid Loss Adjustment Expenses

Not applicable.

33. Asbestos/Environmental Reserves

The Company has minor exposure to asbestos and / or environmental claims.

34. Subscriber Savings Accounts

Not applicable.

35. Multiple Peril Crop Insurance

Not applicable.

36. Financial Guaranty Insurance

Not applicable.

# GENERAL INTERROGATORIES

## PART 1 - COMMON INTERROGATORIES

### GENERAL

- 1.1 Did the reporting entity experience any material transactions requiring the filing of Disclosure of Material Transactions with the State of Domicile, as required by the Model Act? ..... Yes  No
- 1.2 If yes, has the report been filed with the domiciliary state? ..... Yes  No
- 2.1 Has any change been made during the year of this statement in the charter, by-laws, articles of incorporation, or deed of settlement of the reporting entity? ..... Yes  No
- 2.2 If yes, date of change: .....
- 3.1 Is the reporting entity a member of an Insurance Holding Company System consisting of two or more affiliated persons, one or more of which is an insurer? ..... Yes  No   
If yes, complete Schedule Y, Parts 1 and 1A.
- 3.2 Have there been any substantial changes in the organizational chart since the prior quarter end? ..... Yes  No
- 3.3 If the response to 3.2 is yes, provide a brief description of those changes. ....
- 3.4 Is the reporting entity publicly traded or a member of a publicly traded group? ..... Yes  No
- 3.5 If the response to 3.4 is yes, provide the CIK (Central Index Key) code issued by the SEC for the entity/group.....
- 4.1 Has the reporting entity been a party to a merger or consolidation during the period covered by this statement? ..... Yes  No
- 4.2 If yes, provide the name of entity, NAIC Company Code, and state of domicile (use two letter state abbreviation) for any entity that has ceased to exist as a result of the merger or consolidation.

1 Name of Entity	2 NAIC Company Code	3 State of Domicile

- 5. If the reporting entity is subject to a management agreement, including third-party administrator(s), managing general agent(s), attorney-in-fact, or similar agreement, have there been any significant changes regarding the terms of the agreement or principals involved? ..... Yes  No  NA   
If yes, attach an explanation.
- 6.1 State as of what date the latest financial examination of the reporting entity was made or is being made. ....12/31/2020
- 6.2 State the as of date that the latest financial examination report became available from either the state of domicile or the reporting entity. This date should be the date of the examined balance sheet and not the date the report was completed or released. ....12/31/2020
- 6.3 State as of what date the latest financial examination report became available to other states or the public from either the state of domicile or the reporting entity. This is the release date or completion date of the examination report and not the date of the examination (balance sheet date). ....03/07/2022
- 6.4 By what department or departments? .....
- 6.5 Have all financial statement adjustments within the latest financial examination report been accounted for in a subsequent financial statement filed with Departments? ..... Yes  No  NA
- 6.6 Have all of the recommendations within the latest financial examination report been complied with? ..... Yes  No  NA
- 7.1 Has this reporting entity had any Certificates of Authority, licenses or registrations (including corporate registration, if applicable) suspended or revoked by any governmental entity during the reporting period? ..... Yes  No
- 7.2 If yes, give full information: .....
- 8.1 Is the company a subsidiary of a bank holding company regulated by the Federal Reserve Board?..... Yes  No
- 8.2 If response to 8.1 is yes, please identify the name of the bank holding company. ....
- 8.3 Is the company affiliated with one or more banks, thrifts or securities firms?..... Yes  No
- 8.4 If response to 8.3 is yes, please provide below the names and location (city and state of the main office) of any affiliates regulated by a federal regulatory services agency [i.e. the Federal Reserve Board (FRB), the Office of the Comptroller of the Currency (OCC), the Federal Deposit Insurance Corporation (FDIC) and the Securities Exchange Commission (SEC)] and identify the affiliate's primary federal regulator.]

1 Affiliate Name	2 Location (City, State)	3 FRB	4 OCC	5 FDIC	6 SEC

- 9.1 Are the senior officers (principal executive officer, principal financial officer, principal accounting officer or controller, or persons performing similar functions) of the reporting entity subject to a code of ethics, which includes the following standards? ..... Yes  No 
  - (a) Honest and ethical conduct, including the ethical handling of actual or apparent conflicts of interest between personal and professional relationships;
  - (b) Full, fair, accurate, timely and understandable disclosure in the periodic reports required to be filed by the reporting entity;
  - (c) Compliance with applicable governmental laws, rules and regulations;
  - (d) The prompt internal reporting of violations to an appropriate person or persons identified in the code; and
  - (e) Accountability for adherence to the code.
- 9.11 If the response to 9.1 is no, please explain: .....
- 9.2 Has the code of ethics for senior managers been amended? ..... Yes  No
- 9.21 If the response to 9.2 is yes, provide information related to amendment(s). ....
- 9.3 Have any provisions of the code of ethics been waived for any of the specified officers? ..... Yes  No
- 9.31 If the response to 9.3 is yes, provide the nature of any waiver(s). ....

### FINANCIAL

- 10.1 Does the reporting entity report any amounts due from parent, subsidiaries or affiliates on Page 2 of this statement?..... Yes  No
- 10.2 If yes, indicate any amounts receivable from parent included in the Page 2 amount:.....\$ .....

# GENERAL INTERROGATORIES

## INVESTMENT

11.1 Were any of the stocks, bonds, or other assets of the reporting entity loaned, placed under option agreement, or otherwise made available for use by another person? (Exclude securities under securities lending agreements.) ..... Yes  No

11.2 If yes, give full and complete information relating thereto:  
.....

12. Amount of real estate and mortgages held in other invested assets in Schedule BA: .....\$ .....0

13.1 Does the reporting entity have any investments in parent, subsidiaries and affiliates? ..... Yes  No

13.2 If yes, please complete the following:

	1 Prior Year-End Book/Adjusted Carrying Value	2 Current Quarter Book/Adjusted Carrying Value
13.21 Bonds .....	\$ .....0	\$ .....0
13.22 Preferred Stock .....	\$ .....0	\$ .....0
13.23 Common Stock .....	\$ .....1,244,447	\$ .....1,244,521
13.24 Short-Term Investments .....	\$ .....0	\$ .....0
13.25 Mortgage Loans on Real Estate .....	\$ .....	\$ .....
13.26 All Other .....	\$ .....	\$ .....
13.27 Total Investment in Parent, Subsidiaries and Affiliates (Subtotal Lines 13.21 to 13.26) .....	\$ .....1,244,447	\$ .....1,244,521
13.28 Total Investment in Parent included in Lines 13.21 to 13.26 above .....	\$ .....	\$ .....

14.1 Has the reporting entity entered into any hedging transactions reported on Schedule DB? ..... Yes  No

14.2 If yes, has a comprehensive description of the hedging program been made available to the domiciliary state? ..... Yes  No  NA   
If no, attach a description with this statement.

15. For the reporting entity's security lending program, state the amount of the following as of the current statement date:

15.1 Total fair value of reinvested collateral assets reported on Schedule DL, Parts 1 and 2	\$ .....0
15.2 Total book/adjusted carrying value of reinvested collateral assets reported on Schedule DL, Parts 1 and 2	\$ .....0
15.3 Total payable for securities lending reported on the liability page	\$ .....0

16. Excluding items in Schedule E – Part 3 – Special Deposits, real estate, mortgage loans and investments held physically in the reporting entity's offices, vaults or safety deposit boxes, were all stocks, bonds and other securities, owned throughout the current year held pursuant to a custodial agreement with a qualified bank or trust company in accordance with Section 1, III – General Examination Considerations, F. Outsourcing of Critical Functions, Custodial or Safekeeping Agreements of the NAIC *Financial Condition Examiners Handbook*? ..... Yes  No

16.1 For all agreements that comply with the requirements of the NAIC *Financial Condition Examiners Handbook*, complete the following:

1 Name of Custodian(s)	2 Custodian Address
US Bank.....	1025 Connecticut Ave NW, Suite 517, Washington, DC 20036.....

16.2 For all agreements that do not comply with the requirements of the NAIC *Financial Condition Examiners Handbook*, provide the name, location and a complete explanation:

1 Name(s)	2 Location(s)	3 Complete Explanation(s)

16.3 Have there been any changes, including name changes, in the custodian(s) identified in 16.1 during the current quarter? ..... Yes  No

16.4 If yes, give full and complete information relating thereto:

1 Old Custodian	2 New Custodian	3 Date of Change	4 Reason

16.5 Investment management – Identify all investment advisors, investment managers, broker/dealers, including individuals that have the authority to make investment decisions on behalf of the reporting entity. This includes both primary and sub-advisors. For assets that are managed internally by employees of the reporting entity, note as such. ["...that have access to the investment accounts"; "...handle securities"]

1 Name of Firm or Individual	2 Affiliation
New England Asset Management.....	U.....
Northern Trust.....	U.....

16.5097 For those firms/individuals listed in the table for Question 16.5, do any firms/individuals unaffiliated with the reporting entity (i.e., designated with a "U") manage more than 10% of the reporting entity's invested assets? ..... Yes  No  NA

16.5098 For firms/individuals unaffiliated with the reporting entity (i.e., designated with a "U") listed in the table for Question 16.5, does the total assets under management aggregate to more than 50% of the reporting entity's invested assets? ..... Yes  No  NA

16.6 For those firms or individuals listed in the table for 16.5 with an affiliation code of "A" (affiliated) or "U" (unaffiliated), provide the information for the table below.

1 Central Registration Depository Number	2 Name of Firm or Individual	3 Registered With	4 Investment Management Agreement (IMA) Filed
105900.....	NEW ENGLAND ASSET MANAGEMENT.....	SEC FILE # 801-22445.....	NO.....
206890.....	NORTHERN TRUST.....	SEC FILE # 801-33358.....	NO.....

17.1 Have all the filing requirements of the *Purposes and Procedures Manual of the NAIC Investment Analysis Office* been followed? ..... Yes  No

17.2 If no, list exceptions:  
.....

18. By self-designating 5GI securities, the reporting entity is certifying the following elements for each self-designated 5GI security:

- Documentation necessary to permit a full credit analysis of the security does not exist or an NAIC CRP credit rating for an FE or PL security is not available.
- Issuer or obligor is current on all contracted interest and principal payments.
- The insurer has an actual expectation of ultimate payment of all contracted interest and principal.

Has the reporting entity self-designated 5GI securities? ..... Yes  No

19. By self-designating PLGI securities, the reporting entity is certifying its compliance with the requirements as specified in the *Purposes and Procedures Manual of the NAIC Investment Analysis Office (P&P Manual)* for private letter rating (PLR) securities and the following elements of each self-designated PLGI security:

- The security was either:

## GENERAL INTERROGATORIES

- i. issued prior to January 1, 2018 (which is exempt from PLR filing requirements pursuant to the P&P Manual), or
  - ii. issued from January 1, 2018 to December 31, 2021 and subject to a confidentiality agreement executed prior to January 1, 2022 which confidentiality agreement remains in force, for which an insurance company cannot provide a copy of a private letter rating rationale report to the SVO due to confidentiality or other contractual reasons ("waived submission PLR securities").
- b. The reporting entity is holding capital commensurate with the NAIC Designation and NAIC Designation Category reported for the security.
- c. The NAIC Designation and NAIC Designation Category were derived from the credit rating assigned by an NAIC CRP in its legal capacity as a NRSRO which is shown on a current private letter rating, dated during the financial statement year, held by the insurer and available for examination by state insurance regulators.
- d. Other than for waived submission PLR securities, defined above, on or after January 1, 2024 for any PLR securities issued on or after January 1, 2022, if the reporting entity is not permitted to share this private credit rating or the private rating letter rationale report of the PL security with the SVO, it certifies that it is reporting it as an NAIC 5.B GI and may not assign any other self-designation.

Has the reporting entity self-designated PLGI to securities, all of which meet the above requirement and as specified in the P&P Manual?....

Yes [ ] No [X]

20. By assigning FE to a Schedule BA non-registered private fund, the reporting entity is certifying the following elements of each self-designated FE fund:
- a. The shares were purchased prior to January 1, 2019.
  - b. The reporting entity is holding capital commensurate with the NAIC Designation reported for the security.
  - c. The security had a public credit rating(s) with annual surveillance assigned by an NAIC CRP in its legal capacity as an NRSRO prior to January 1, 2019.
  - d. The fund only or predominantly holds bonds in its portfolio.
  - e. The current reported NAIC Designation was derived from the public credit rating(s) with annual surveillance assigned by an NAIC CRP in its legal capacity as an NRSRO.
  - f. The public credit rating(s) with annual surveillance assigned by an NAIC CRP has not lapsed.

Has the reporting entity assigned FE to Schedule BA non-registered private funds that complied with the above criteria?.....

Yes [ ] No [X]

## GENERAL INTERROGATORIES

### PART 2 - PROPERTY & CASUALTY INTERROGATORIES

1. If the reporting entity is a member of a pooling arrangement, did the agreement or the reporting entity's participation change? ..... Yes [ ] No [ ] NA [X]  
 If yes, attach an explanation.

2. Has the reporting entity reinsured any risk with any other reporting entity and agreed to release such entity from liability, in whole or in part, from any loss that may occur on the risk, or portion thereof, reinsured? ..... Yes [ ] No [X]  
 If yes, attach an explanation.

3.1 Have any of the reporting entity's primary reinsurance contracts been canceled? ..... Yes [ ] No [X]  
 3.2 If yes, give full and complete information thereto.  
 .....

4.1 Are any of the liabilities for unpaid losses and loss adjustment expenses other than certain workers' compensation tabular reserves (see *Annual Statement Instructions* pertaining to disclosure of discounting for definition of "tabular reserves,") discounted at a rate of interest greater than zero? ..... Yes [ ] No [X]

4.2 If yes, complete the following schedule:

1 Line of Business	2 Maximum Interest	3 Discount Rate	TOTAL DISCOUNT				DISCOUNT TAKEN DURING PERIOD			
			4 Unpaid Losses	5 Unpaid LAE	6 IBNR	7 TOTAL	8 Unpaid Losses	9 Unpaid LAE	10 IBNR	11 TOTAL
TOTAL			0	0	0	0	0	0	0	0

5. Operating Percentages:

5.1 A&H loss percent ..... %  
 5.2 A&H cost containment percent ..... %  
 5.3 A&H expense percent excluding cost containment expenses ..... %

6.1 Do you act as a custodian for health savings accounts? ..... Yes [ ] No [X]

6.2 If yes, please provide the amount of custodial funds held as of the reporting date ..... \$

6.3 Do you act as an administrator for health savings accounts? ..... Yes [ ] No [X]

6.4 If yes, please provide the balance of the funds administered as of the reporting date ..... \$

7. Is the reporting entity licensed or chartered, registered, qualified, eligible or writing business in at least two states? ..... Yes [X] No [ ]

7.1 If no, does the reporting entity assume reinsurance business that covers risks residing in at least one state other than the state of domicile of the reporting entity? ..... Yes [ ] No [ ]



STATEMENT AS OF MARCH 31, 2026 OF THE PROVIDENCE MUTUAL FIRE INSURANCE COMPANY

SCHEDULE T - EXHIBIT OF PREMIUMS WRITTEN

Current Year to Date – Allocated by States and Territories

States, etc.	1 Active Status (a)	Direct Premiums Written		Direct Losses Paid (Deducting Salvage)		Direct Losses Unpaid	
		2 Current Year To Date	3 Prior Year To Date	4 Current Year To Date	5 Prior Year To Date	6 Current Year To Date	7 Prior Year To Date
1. Alabama	AL	N	0	0	0	0	0
2. Alaska	AK	N	0	0	0	0	0
3. Arizona	AZ	N	0	0	0	0	0
4. Arkansas	AR	N	0	0	0	0	0
5. California	CA	N	0	0	0	0	0
6. Colorado	CO	N	0	0	0	0	0
7. Connecticut	CT	L	4,725,922	3,798,786	1,843,481	11,653,989	8,360,785
8. Delaware	DE	N	0	0	0	0	0
9. Dist. Columbia	DC	N	0	0	0	0	0
10. Florida	FL	N	0	0	0	0	0
11. Georgia	GA	N	0	0	0	0	0
12. Hawaii	HI	N	0	0	0	0	0
13. Idaho	ID	N	0	0	0	0	0
14. Illinois	IL	N	0	0	0	0	0
15. Indiana	IN	N	0	0	0	0	0
16. Iowa	IA	N	0	0	0	0	0
17. Kansas	KS	N	0	0	0	0	0
18. Kentucky	KY	N	0	0	0	0	0
19. Louisiana	LA	N	0	0	0	0	0
20. Maine	ME	L	548,820	115,717	727,158	1,642,286	2,312,739
21. Maryland	MD	N	0	0	0	0	0
22. Massachusetts	MA	L	5,119,429	4,915,480	1,005,390	7,397,036	8,366,845
23. Michigan	MI	N	0	0	0	0	0
24. Minnesota	MN	N	0	0	0	0	0
25. Mississippi	MS	N	0	0	0	0	0
26. Missouri	MO	N	0	0	0	0	0
27. Montana	MT	N	0	0	0	0	0
28. Nebraska	NE	N	0	0	0	0	0
29. Nevada	NV	N	0	0	0	0	0
30. New Hampshire	NH	L	1,121,123	386,508	598,597	1,684,998	2,763,492
31. New Jersey	NJ	L	8,016,982	2,933,955	2,478,859	14,984,992	9,947,401
32. New Mexico	NM	N	0	0	0	0	0
33. New York	NY	L	706,167	69,186	1,084,275	1,304,084	2,266,106
34. No. Carolina	NC	N	0	0	0	0	0
35. No. Dakota	ND	N	0	0	0	0	0
36. Ohio	OH	N	0	0	0	0	0
37. Oklahoma	OK	N	0	0	0	0	0
38. Oregon	OR	N	0	0	0	0	0
39. Pennsylvania	PA	N	0	0	0	0	0
40. Rhode Island	RI	L	4,047,067	1,873,525	322,950	6,650,691	5,320,832
41. So. Carolina	SC	N	0	0	0	0	0
42. So. Dakota	SD	N	0	0	0	0	0
43. Tennessee	TN	N	0	0	0	0	0
44. Texas	TX	N	0	0	0	0	0
45. Utah	UT	N	0	0	0	0	0
46. Vermont	VT	L	0	0	0	0	0
47. Virginia	VA	N	0	0	0	0	0
48. Washington	WA	N	0	0	0	0	0
49. West Virginia	WV	N	0	0	0	0	0
50. Wisconsin	WI	N	0	0	0	0	0
51. Wyoming	WY	N	0	0	0	0	0
52. American Samoa	AS	N	0	0	0	0	0
53. Guam	GU	N	0	0	0	0	0
54. Puerto Rico	PR	N	0	0	0	0	0
55. U.S. Virgin Islands	VI	N	0	0	0	0	0
56. Northern Mariana Islands	MP	N	0	0	0	0	0
57. Canada	CAN	N	0	0	0	0	0
58. Aggregate other alien	OT	XXX	0	0	0	0	0
59. Totals	XXX		22,484,685	23,496,708	10,183,067	9,864,576	45,318,076
<b>DETAILS OF WRITE-INS</b>							
58001.	XXX						
58002.	XXX						
58003.	XXX						
58998. Summary of remaining write-ins for Line 58 from overflow page.	XXX	0	0	0	0	0	0
58999. TOTALS (Lines 58001 through 58003 plus 58998) (Line 58 above)	XXX	0	0	0	0	0	0

(a) Active Status Counts

1. L – Licensed or Chartered – Licensed insurance carrier or domiciled RRG	8	4. Q – Qualified – Qualified or accredited reinsurer	0
2. R – Registered – Non-domiciled RRGs	0	5. D – Domestic Surplus Lines Insurer (DSL) – Reporting entities authorized to write surplus lines in the state of domicile	0
3. E – Eligible – Reporting entities eligible or approved to write surplus lines in the state (other than their state of domicile – See DSLI)	0	6. N – None of the above – Not allowed to write business in the state	49

The Providence Mutual Fire Insurance Company  
FEIN: 05-0204000  
NAIC Co. Code: 15040  
Domiciliary State: RI  
Parent – Insurer

100%

The Providence Protection Insurance Company  
FEIN: 05-0428479  
NAIC Co. Code: 33430  
Domiciliary State: RI  
Wholly – Owned Subsidiary - Insurer



**PART 1 - LOSS EXPERIENCE**

Line of Business	Current Year to Date			4 Prior Year to Date Direct Loss Percentage
	1 Direct Premiums Earned	2 Direct Losses Incurred	3 Direct Loss Percentage	
1. Fire	.666,167	.191,897	28.8	(8.1)
2.1 Allied lines	700,648	110,027	15.7	21.4
2.2 Multiple peril crop			0.0	0.0
2.3 Federal flood			0.0	0.0
2.4 Private crop			0.0	0.0
2.5 Private flood			0.0	0.0
3. Farmowners multiple peril			0.0	0.0
4. Homeowners multiple peril	12,548,073	6,822,404	54.4	57.5
5.1 Commercial multiple peril (non-liability portion)	8,268,909	7,342,482	88.8	11.3
5.2 Commercial multiple peril (liability portion)	2,591,569	1,665,716	64.3	140.4
6. Mortgage guaranty			0.0	0.0
8. Ocean marine			0.0	0.0
9.1 Inland marine	91,555	11,500	12.6	35.5
9.2 Pet insurance			0.0	0.0
10. Financial guaranty			0.0	0.0
11.1 Medical professional liability -occurrence			0.0	0.0
11.2 Medical professional liability -claims made			0.0	0.0
12. Earthquake			0.0	0.0
13.1 Comprehensive (hospital and medical) individual			0.0	0.0
13.2 Comprehensive (hospital and medical) group			0.0	0.0
14. Credit accident and health			0.0	0.0
15.1 Vision only			0.0	0.0
15.2 Dental only			0.0	0.0
15.3 Disability income			0.0	0.0
15.4 Medicare supplement			0.0	0.0
15.5 Medicaid Title XIX			0.0	0.0
15.6 Medicare Title XVIII			0.0	0.0
15.7 Long-term care			0.0	0.0
15.8 Federal employees health benefits plan			0.0	0.0
15.9 Other health			0.0	0.0
16. Workers' compensation	8,240	15,000	182.0	174.0
17.1 Other liability occurrence	482,433	423,250	87.7	14.4
17.2 Other liability-claims made			0.0	0.0
17.3 Excess workers' compensation			0.0	0.0
18.1 Products liability-occurrence			0.0	0.0
18.2 Products liability-claims made			0.0	0.0
19.1 Private passenger auto no-fault (personal injury protection)			0.0	0.0
19.2 Other private passenger auto liability	192,201	518,302	269.7	64.9
19.3 Commercial auto no-fault (personal injury protection)			0.0	0.0
19.4 Other commercial auto liability	28,081	4,700	16.7	12.1
21.1 Private passenger auto physical damage	158,856	117,214	73.8	26.4
21.2 Commercial auto physical damage	14,486	32,590	225.0	68.7
22. Aircraft (all perils)			0.0	0.0
23. Fidelity			0.0	0.0
24. Surety			0.0	0.0
26. Burglary and theft			0.0	0.0
27. Boiler and machinery			0.0	0.0
28. Credit			0.0	0.0
29. International			0.0	0.0
30. Warranty			0.0	0.0
31. Reinsurance - nonproportional assumed property	XXX	XXX	XXX	XXX
32. Reinsurance - nonproportional assumed liability	XXX	XXX	XXX	XXX
33. Reinsurance - nonproportional assumed financial lines	XXX	XXX	XXX	XXX
34. Aggregate write-ins for other lines of business	0	0	0.0	0.0
35. TOTALS	25,751,218	17,255,082	67.0	47.4
<b>DETAILS OF WRITE-INS</b>				
3401.				
3402.				
3403.				
3498. Sum. of remaining write-ins for Line 34 from overflow page	0	0	0.0	0.0
3499. Totals (Lines 3401 through 3403 plus 3498) (Line 34)	0	0	0.0	0.0

**PART 2 - DIRECT PREMIUMS WRITTEN**

Line of Business		1 Current Quarter	2 Current Year to Date	3 Prior Year Year to Date
1.	Fire .....	613,013	613,013	528,323
2.1	Allied lines .....	669,356	669,356	591,727
2.2	Multiple peril crop .....	0	0	0
2.3	Federal flood .....	0	0	0
2.4	Private crop .....	0	0	0
2.5	Private flood .....	0	0	0
3.	Farmowners multiple peril .....	0	0	0
4.	Homeowners multiple peril .....	9,982,200	9,982,200	9,450,476
5.1	Commercial multiple peril (non-liability portion) .....	7,979,226	7,979,226	7,618,273
5.2	Commercial multiple peril (liability portion) .....	2,678,498	2,678,498	2,527,500
6.	Mortgage guaranty .....	0	0	0
8.	Ocean marine .....	0	0	0
9.1	Inland marine .....	65,989	65,989	64,497
9.2	Pet insurance .....	0	0	0
10.	Financial guaranty .....	0	0	0
11.1	Medical professional liability-occurrence .....	0	0	0
11.2	Medical professional liability-claims made .....	0	0	0
12.	Earthquake .....	0	0	0
13.1	Comprehensive (hospital and medical) individual .....	0	0	0
13.2	Comprehensive (hospital and medical) group .....	0	0	0
14.	Credit accident and health .....	0	0	0
15.1	Vision only .....	0	0	0
15.2	Dental only .....	0	0	0
15.3	Disability income .....	0	0	0
15.4	Medicare supplement .....	0	0	0
15.5	Medicaid Title XIX .....	0	0	0
15.6	Medicare Title XVIII .....	0	0	0
15.7	Long-term care .....	0	0	0
15.8	Federal employees health benefits plan .....	0	0	0
15.9	Other health .....	0	0	0
16.	Workers' compensation .....	0	0	0
17.1	Other liability occurrence .....	499,432	499,432	442,819
17.2	Other liability-claims made .....	0	0	0
17.3	Excess workers' compensation .....	0	0	0
18.1	Products liability-occurrence .....	0	0	0
18.2	Products liability-claims made .....	0	0	0
19.1	Private passenger auto no-fault (personal injury protection) .....	0	0	0
19.2	Other private passenger auto liability .....	(5,493)	(5,493)	1,187,204
19.3	Commercial auto no-fault (personal injury protection) .....	0	0	0
19.4	Other commercial auto liability .....	(567)	(567)	122,846
21.1	Private passenger auto physical damage .....	3,243	3,243	892,732
21.2	Commercial auto physical damage .....	(212)	(212)	70,311
22.	Aircraft (all perils) .....	0	0	0
23.	Fidelity .....	0	0	0
24.	Surety .....	0	0	0
26.	Burglary and theft .....	0	0	0
27.	Boiler and machinery .....	0	0	0
28.	Credit .....	0	0	0
29.	International .....	0	0	0
30.	Warranty .....	0	0	0
31.	Reinsurance - nonproportional assumed property .....	XXX	XXX	XXX
32.	Reinsurance - nonproportional assumed liability .....	XXX	XXX	XXX
33.	Reinsurance - nonproportional assumed financial lines .....	XXX	XXX	XXX
34.	Aggregate write-ins for other lines of business .....	0	0	0
35.	<b>TOTALS</b>	<b>22,484,685</b>	<b>22,484,685</b>	<b>23,496,708</b>
<b>DETAILS OF WRITE-INS</b>				
3401.	.....			
3402.	.....			
3403.	.....			
3498.	Sum. of remaining write-ins for Line 34 from overflow page .....	0	0	0
3499.	Totals (Lines 3401 through 3403 plus 3498) (Line 34)	0	0	0

STATEMENT AS OF MARCH 31, 2026 OF THE PROVIDENCE MUTUAL FIRE INSURANCE COMPANY

PART 3 (\$000 OMITTED)

LOSS AND LOSS ADJUSTMENT EXPENSE RESERVES SCHEDULE

	1	2	3	4	5	6	7	8	9	10	11	12	13
Years in Which Losses Occurred	Prior Year-End Known Case Loss and LAE Reserves	Prior Year-End IBNR Loss and LAE Reserves	Total Prior Year-End Loss and LAE Reserves (Cols. 1 + 2)	2026 Loss and LAE Payments on Claims Reported as of Prior Year-End	2026 Loss and LAE Payments on Claims Unreported as of Prior Year-End	Total 2026 Loss and LAE Payments (Cols. 4 + 5)	Q.S. Date Known Case Loss and LAE Reserves on Claims Reported and Open as of Prior Year End	Q.S. Date Known Case Loss and LAE Reserves on Claims Reported or Reopened Subsequent to Prior Year End	Q.S. Date IBNR Loss and LAE Reserves	Total Q.S. Loss and LAE Reserves (Cols.7 + 8 + 9)	Prior Year-End Known Case Loss and LAE Reserves Developed (Savings)/ Deficiency (Cols. 4 + 7 minus Col. 1)	Prior Year-End IBNR Loss and LAE Reserves Developed (Savings)/ Deficiency (Cols. 5 + 8 + 9 minus Col. 2)	Prior Year-End Total Loss and LAE Reserve Developed (Savings)/ Deficiency (Cols. 11 + 12)
1. 2023 + Prior .....	6,662	5,846	12,508	2,164	0	2,164	5,949	25	3,978	9,952	1,451	(1,843)	(392)
2. 2024 .....	5,548	4,308	9,856	944	4	948	5,706	25	2,849	8,580	1,102	(1,430)	(328)
3. Subtotals 2024 + prior .....	12,210	10,154	22,364	3,108	4	3,112	11,655	50	6,827	18,532	2,553	(3,273)	(720)
4. 2025 .....	8,169	11,303	19,472	3,625	155	3,780	6,217	724	4,337	11,278	1,673	(6,087)	(4,414)
5. Subtotals 2025 + prior .....	20,379	21,457	41,836	6,733	159	6,892	17,872	774	11,164	29,810	4,226	(9,360)	(5,134)
6. 2026 .....	XXX	XXX	XXX	XXX	4,331	4,331	XXX	7,959	10,364	18,323	XXX	XXX	XXX
7. Totals .....	20,379	21,457	41,836	6,733	4,490	11,223	17,872	8,733	21,528	48,133	4,226	(9,360)	(5,134)
8. Prior year-end surplus as regards policy-holders	92,656										Col. 11, Line 7 As % of Col. 1, Line 7	Col. 12, Line 7 As % of Col. 2, Line 7	Col. 13, Line 7 As % of Col. 3, Line 7
											1. 20.7	2. (43.6)	3. (12.3)
													Col. 13, Line 7 Line 8
													4. (5.5)

## SUPPLEMENTAL EXHIBITS AND SCHEDULES INTERROGATORIES

The following supplemental reports are required to be filed as part of your statement filing. However, in the event that your company does not transact the type of business for which the special report must be filed, your response of **NO** to the specific interrogatory will be accepted in lieu of filing a "NONE" report and a bar code will be printed below. If the supplement is required of your company but is not being filed for whatever reason enter **SEE EXPLANATION** and provide an explanation following the interrogatory questions.





- |  | <u>Response</u> |
|--|-----------------|
| 1. Will the Trusteed Surplus Statement be filed with the state of domicile and the NAIC with this statement?                         | .....NO.....    |
| 2. Will Supplement A to Schedule T (Medical Professional Liability Supplement) be filed with this statement?                         | .....NO.....    |
| 3. Will the Medicare Part D Coverage Supplement be filed with the state of domicile and the NAIC with this statement?                | .....NO.....    |
| 4. Will the Director and Officer Insurance Coverage Supplement be filed with the state of domicile and the NAIC with this statement? | .....NO.....    |

**AUGUST FILING**

- |   |               |
|---|---------------|
| 5. Will the regulator-only (non-public) Communication of Internal Control Related Matters Noted in Audit be filed with the state of domicile and electronically with the NAIC (as a regulator-only non-public document) by August 1? The response for 1st and 3rd quarters should be N/A. A NO response resulting with a bar code is only appropriate in the 2nd quarter. | .....N/A..... |
|---|---------------|

**Explanation:**

**Bar Code:**

- |    |  |
|----|--|
| 1. | <br>1 5 0 4 0 2 0 2 6 4 9 0 0 0 0 0 1   |
| 2. | <br>1 5 0 4 0 2 0 2 6 4 5 5 0 0 0 0 1 |
| 3. | <br>1 5 0 4 0 2 0 2 6 3 6 5 0 0 0 0 1 |
| 4. | <br>1 5 0 4 0 2 0 2 6 5 0 5 0 0 0 0 1 |

**OVERFLOW PAGE FOR WRITE-INS**

---

## SCHEDULE A – VERIFICATION

### Real Estate

	1 Year To Date	2 Prior Year Ended December 31
1. Book/adjusted carrying value, December 31 of prior year .....	2,222,800	2,331,450
2. Cost of acquired:		
2.1 Actual cost at time of acquisition .....		0
2.2 Additional investment made after acquisition .....		0
3. Current year change in encumbrances .....		0
4. Total gain (loss) on disposals .....		0
5. Deduct amounts received on disposals .....		0
6. Total foreign exchange change in book/adjusted carrying value .....		0
7. Deduct current year's other-than-temporary impairment recognized .....		0
8. Deduct current year's depreciation .....	27,030	108,650
9. Book/adjusted carrying value at end of current period (Lines 1+2+3+4-5+6-7-8) .....	2,195,770	2,222,800
10. Deduct total nonadmitted amounts .....	0	0
11. Statement value at end of current period (Line 9 minus Line 10) .....	2,195,770	2,222,800

## SCHEDULE B – VERIFICATION

### Mortgage Loans

	1 Year To Date	2 Prior Year Ended December 31
1. Book value/recorded investment excluding accrued interest, December 31 of prior year .....	0	0
2. Cost of acquired:		
2.1 Actual cost at time of acquisition .....		0
2.2 Additional investment made after acquisition .....		0
3. Capitalized deferred interest and other .....		0
4. Accrual of discount .....		0
5. Unrealized valuation increase/(decrease) .....		0
6. Total gain (loss) on disposals .....		0
7. Deduct amounts received on disposals .....		0
8. Deduct amortization of premium and mortgage interest points and commitment fees .....		0
9. Total foreign exchange change in book value/recorded investment excluding accrued interest .....		0
10. Deduct current year's other-than-temporary impairment recognized .....		0
11. Book value/recorded investment excluding accrued interest at end of current period (Lines 1+2+3+4+5+6-7-8+9-10) .....	0	0
12. Total valuation allowance .....		0
13. Subtotal (Line 11 plus Line 12) .....	0	0
14. Deduct total nonadmitted amounts .....	0	0
15. Statement value at end of current period (Line 13 minus Line 14) .....	0	0

NONE

## SCHEDULE BA – VERIFICATION

### Other Long-Term Invested Assets

	1 Year To Date	2 Prior Year Ended December 31
1. Book/adjusted carrying value, December 31 of prior year .....	2,497,171	2,475,995
2. Cost of acquired:		
2.1 Actual cost at time of acquisition .....		0
2.2 Additional investment made after acquisition .....		0
3. Capitalized deferred interest and other .....		0
4. Accrual of discount .....		0
5. Unrealized valuation increase/(decrease) .....	(47,721)	171,476
6. Total gain (loss) on disposals .....		0
7. Deduct amounts received on disposals .....		150,300
8. Deduct amortization of premium, depreciation and proportional amortization .....		0
9. Total foreign exchange change in book/adjusted carrying value .....		0
10. Deduct current year's other-than-temporary impairment recognized .....		0
11. Book/adjusted carrying value at end of current period (Lines 1+2+3+4+5+6-7+8+9-10) .....	2,449,450	2,497,171
12. Deduct total nonadmitted amounts .....	0	0
13. Statement value at end of current period (Line 11 minus Line 12) .....	2,449,450	2,497,171

## SCHEDULE D – VERIFICATION

### Bonds and Stocks

	1 Year To Date	2 Prior Year Ended December 31
1. Book/adjusted carrying value of bonds and stocks, December 31 of prior year .....	157,841,340	151,637,732
2. Cost of bonds and stocks acquired .....	9,153,470	40,055,585
3. Accrual of discount .....	72,298	278,438
4. Unrealized valuation increase/(decrease) .....	(1,587,117)	4,216,837
5. Total gain (loss) on disposals .....	4,232	4,923,466
6. Deduct consideration for bonds and stocks disposed of .....	7,300,071	43,130,615
7. Deduct amortization of premium .....	34,335	154,961
8. Total foreign exchange change in book/adjusted carrying value .....		0
9. Deduct current year's other-than-temporary impairment recognized .....		0
10. Total investment income recognized as a result of prepayment penalties and/or acceleration fees .....		14,858
11. Book/adjusted carrying value at end of current period (Lines 1+2+3+4+5-6-7+8-9+10) .....	158,149,817	157,841,340
12. Deduct total nonadmitted amounts .....	0	0
13. Statement value at end of current period (Line 11 minus Line 12) .....	158,149,817	157,841,340

STATEMENT AS OF MARCH 31, 2026 OF THE PROVIDENCE MUTUAL FIRE INSURANCE COMPANY

**SCHEDULE D - PART 1B**

Showing the Acquisitions, Dispositions and Non-Trading Activity  
During the Current Quarter for all Bonds and Preferred Stock by NAIC Designation

NAIC Designation	1 Book/Adjusted Carrying Value Beginning of Current Quarter	2 Acquisitions During Current Quarter	3 Dispositions During Current Quarter	4 Non-Trading Activity During Current Quarter	5 Book/Adjusted Carrying Value End of First Quarter	6 Book/Adjusted Carrying Value End of Second Quarter	7 Book/Adjusted Carrying Value End of Third Quarter	8 Book/Adjusted Carrying Value December 31 Prior Year
<b>ISSUER CREDIT OBLIGATIONS (ICO)</b>								
1. NAIC 1 (a).....	55,325,592	1,990,400	8,002,522	6,294	49,319,765	0	0	55,325,592
2. NAIC 2 (a).....	7,233,622	749,040		(417)	7,982,245	0	0	7,233,622
3. NAIC 3 (a).....	0				0	0	0	0
4. NAIC 4 (a).....	0				0	0	0	0
5. NAIC 5 (a).....	0				0	0	0	0
6. NAIC 6 (a).....	0				0	0	0	0
7. Total ICO	62,559,214	2,739,440	8,002,522	5,877	57,302,010	0	0	62,559,214
<b>ASSET-BACKED SECURITIES (ABS)</b>								
8. NAIC 1.....	45,969,911	1,604,071	2,708,906	38,878	44,903,953	0	0	45,969,911
9. NAIC 2.....	4,215,026	500,000	524,041	670	4,191,655	0	0	4,215,026
10. NAIC 3.....	0				0	0	0	0
11. NAIC 4.....	0				0	0	0	0
12. NAIC 5.....	0				0	0	0	0
13. NAIC 6.....	0				0	0	0	0
14. Total ABS.....	50,184,937	2,104,071	3,232,947	39,548	49,095,608	0	0	50,184,937
<b>PREFERRED STOCK</b>								
15. NAIC 1.....	0				0	0	0	0
16. NAIC 2.....	0				0	0	0	0
17. NAIC 3.....	0				0	0	0	0
18. NAIC 4.....	0				0	0	0	0
19. NAIC 5.....	0				0	0	0	0
20. NAIC 6.....	0				0	0	0	0
21. Total Preferred Stock.....	0	0	0	0	0	0	0	0
22. Total ICO, ABS & Preferred Stock	112,744,151	4,843,511	11,235,469	45,425	106,397,618	0	0	112,744,151

(a) Book/Adjusted Carrying Value column for the end of the current reporting period includes the following amount of short-term and cash equivalent bonds by NAIC designation: NAIC 1 \$ ..... ; NAIC 2 \$ ..... ;  
NAIC 3 \$ ..... ; NAIC 4 \$ ..... ; NAIC 5 \$ ..... ; NAIC 6 \$ .....

S102

## SCHEDULE DA - PART 1

Short-Term Investments

	1	2	3	4	5
	Book/Adjusted Carrying Value	Par Value	Actual Cost	Interest Collected Year To Date	Paid for Accrued Interest Year To Date
7709999999 Totals	0	XXX			

## SCHEDULE DA - VERIFICATION

Short-Term Investments

	1	2
	Year To Date	Prior Year Ended December 31
1. Book/adjusted carrying value, December 31 of prior year.....	0	0
2. Cost of short-term investments acquired .....		1,959,300
3. Accrual of discount .....		40,700
4. Unrealized valuation increase/(decrease).....		0
5. Total gain (loss) on disposals .....		0
6. Deduct consideration received on disposals .....		2,000,000
7. Deduct amortization of premium.....		0
8. Total foreign exchange change in book/adjusted carrying value.....		0
9. Deduct current year's other-than-temporary impairment recognized.....		0
10. Book/adjusted carrying value at end of current period (Lines 1+2+3+4+5-6-7+8-9).....	0	0
11. Deduct total nonadmitted amounts.....		0
12. Statement value at end of current period (Line 10 minus Line 11)	0	0

Schedule DB - Part A - Verification

**NONE**

Schedule DB - Part B - Verification

**NONE**

Schedule DB - Part C - Section 1

**NONE**

Schedule DB - Part C - Section 2

**NONE**

Schedule DB - Verification

**NONE**

## SCHEDULE E – PART 2 – VERIFICATION

(Cash Equivalents)

	1 Year To Date	2 Prior Year Ended December 31
1. Book/adjusted carrying value, December 31 of prior year.....	11,299,961	6,136,523
2. Cost of cash equivalents acquired .....	9,468,612	25,272,872
3. Accrual of discount .....	7,461	42,839
4. Unrealized valuation increase/(decrease) .....		0
5. Total gain (loss) on disposals.....		(2)
6. Deduct consideration received on disposals .....	15,666,912	20,152,271
7. Deduct amortization of premium .....		0
8. Total foreign exchange change in book/adjusted carrying value .....		0
9. Deduct current year's other-than-temporary impairment recognized .....		0
10. Book/adjusted carrying value at end of current period (Lines 1+2+3+4+5-6-7+8-9) .....	5,109,122	11,299,961
11. Deduct total nonadmitted amounts .....		0
12. Statement value at end of current period (Line 10 minus Line 11)	5,109,122	11,299,961

Schedule A - Part 2

**NONE**

Schedule A - Part 3

**NONE**

Schedule B - Part 2

**NONE**

Schedule B - Part 3

**NONE**

Schedule BA - Part 2

**NONE**

Schedule BA - Part 3

**NONE**

STATEMENT AS OF MARCH 31, 2026 OF THE PROVIDENCE MUTUAL FIRE INSURANCE COMPANY

SCHEDULE D - PART 3

Show All Long-Term Bonds and Stocks Acquired During the Current Quarter

1	2	3	4	5	6	7	8	9
CUSIP Identification	Description	Date Acquired	Name of Vendor	Number of Shares of Stock	Actual Cost	Par Value	Paid for Accrued Interest and Dividends	NAIC Designation, NAIC Designation Modifier and SVO Administrative Symbol
<b>Issuer Credit Obligations - Corporate Bonds (Unaffiliated)</b>								
06418G-AZ-0	BANK OF NOVA SCOTIA	01/22/2026	SCOTIA CAPITAL (USA) INC	XXX	1,000,000	1,000,000		1.F FE
459200-LQ-2	IBM CORP	03/25/2026	MORGAN STANLEY & CO. LLC	XXX	495,660	500,000	2,944	1.G FE
61748U-AR-3	MORGAN STANLEY	03/25/2026	J.P. MORGAN SECURITIES LLC	XXX	494,740	500,000	3,885	1.E FE
68389X-DW-2	ORACLE CORP	02/02/2026	BOFA SECURITIES INC	XXX	749,040	750,000		2.B FE
<b>0089999999 - Issuer Credit Obligations - Corporate Bonds (Unaffiliated)</b>					2,739,440	2,750,000	6,829	XXX
<b>0489999999 - Subtotal - Issuer Credit Obligations (Unaffiliated)</b>					2,739,440	2,750,000	6,829	XXX
<b>0509999997 - Subtotals - Issuer Credit Obligations - Part 3</b>					2,739,440	2,750,000	6,829	XXX
<b>0509999999 - Subtotals - Issuer Credit Obligations</b>					2,739,440	2,750,000	6,829	XXX
<b>Asset-Backed Securities - Financial Asset-Backed - Self-Liquidating - Non-Agency Residential Mortgage-Backed Securities (Unaffiliated)</b>								
40431J-AF-0	HST ASSET SECURITIZATION CORP 07 OPT1 M1	03/25/2026	CAPITALIZED INTEREST	XXX		.71		1.A FM
66989E-AF-2	NOVASTAR HOME EQUITY LOAN 07 2 M1	03/25/2026	CAPITALIZED INTEREST	XXX		.3		1.A FM
<b>1059999999 - Asset-Backed Securities - Financial Asset-Backed - Self-Liquidating - Non-Agency Residential Mortgage-Backed Securities (Unaffiliated)</b>					0	74	0	XXX
<b>Asset-Backed Securities - Non-Financial Asset-Backed Securities - Practical Expedient - Lease-Backed Securities - Practical Expedient (Unaffiliated)</b>								
63943B-AA-1	NAVTR 2021-1 A	03/20/2026	DEUTSCHE BANK SECURITIES INC	XXX	294,814	311,663	192	1.F FE
82321U-AA-1	SHENTON AIRCRAFT INVESTMENT LT 15 1A A	02/18/2026	GUGGENHEIM SECURITIES LLC	XXX	309,296	310,850	164	1.F FE
85209Q-AA-0	SPRITE LIMITED 26-1 A	02/19/2026	MIZUHO SECURITIES USA LLC	XXX	499,982	500,000		1.F FE
<b>1519999999 - Asset-Backed Securities - Non-Financial Asset-Backed Securities - Practical Expedient - Lease-Backed Securities - Practical Expedient (Unaffiliated)</b>					1,104,092	1,122,513	356	XXX
<b>Asset-Backed Securities - Non-Financial Asset-Backed Securities - Full Analysis - Other Non-Financial Asset-Backed Securities - Full Analysis (Unaffiliated)</b>								
315961-AG-7	CONSOLIDATED COMMUNICATIONS LL 26-1A A2	03/03/2026	MORGAN STANLEY & CO. LLC	XXX	499,979	500,000		1.G FE
476681-AG-6	JERSEY MIKES FUNDING LLC 26-1A A211	01/30/2026	GUGGENHEIM SECURITIES LLC	XXX	500,000	500,000		2.B FE
<b>1739999999 - Asset-Backed Securities - Non-Financial Asset-Backed Securities - Full Analysis - Other Non-Financial Asset-Backed Securities - Full Analysis (Unaffiliated)</b>					999,979	1,000,000	0	XXX
<b>1889999999 - Subtotal - Asset-Backed Securities (Unaffiliated)</b>					2,104,071	2,122,587	356	XXX
<b>1909999997 - Subtotals - Asset-Backed Securities - Part 3</b>					2,104,071	2,122,587	356	XXX
<b>1909999999 - Subtotals - Asset-Backed Securities</b>					2,104,071	2,122,587	356	XXX
<b>2009999999 - Subtotals - Issuer Credit Obligations and Asset-Backed Securities</b>					4,843,511	4,872,587	7,185	XXX
<b>Common Stocks - Industrial and Miscellaneous (Unaffiliated) Publicly Traded</b>								
00109K-10-5	AFC GAMMA INC	02/17/2026	DIRECT	11,896.000	27,520	XXX		XXX
009066-10-1	AIRBNB INC-CLASS A	03/24/2026	DIRECT	39.000	5,059	XXX		XXX
02079K-10-7	ALPHABET INC - CL C	02/17/2026	DIRECT	114.000	36,655	XXX		XXX
02079K-30-5	ALPHABET INC - CL A	01/14/2026	DIRECT	116.000	38,478	XXX		XXX
03027X-10-0	AMERICAN TOWER CORP	01/14/2026	DIRECT	46.000	8,246	XXX		XXX
03076C-10-6	AMERIPRISE FINANCIAL INC	01/14/2026	DIRECT	77.000	38,720	XXX		XXX
031162-10-0	AMGEN INC	03/24/2026	DIRECT	189.000	65,691	XXX		XXX
032654-10-5	ANALOG DEVICES INC	03/24/2026	DIRECT	296.000	95,070	XXX		XXX
03464Y-10-8	ANGEL OAK MORTGAGE REIT INC	03/24/2026	DIRECT	3,019.000	25,172	XXX		XXX
03769M-10-6	APOLLO GLOBAL MANAGEMENT INC	03/24/2026	DIRECT	63.000	6,883	XXX		XXX
038923-10-8	ARBOR REALTY TRUST INC	01/14/2026	DIRECT	7,825.000	62,195	XXX		XXX
04013V-10-8	ARES COMMERCIAL REAL ESTATE	01/14/2026	DIRECT	3,525.000	17,534	XXX		XXX
049468-10-1	ATLASSIAN CORP PLC-CLASS A	02/17/2026	DIRECT	79.000	6,605	XXX		XXX
052769-10-6	AUTODESK INC	03/24/2026	DIRECT	19.000	4,535	XXX		XXX
053015-10-3	AUTOMATIC DATA PROCESSING	03/24/2026	DIRECT	94.000	20,018	XXX		XXX
070830-10-4	BATH & BODY WORKS INC	01/14/2026	DIRECT	1,681.000	38,476	XXX		XXX
08265T-20-8	BENTLEY SYSTEMS INC-CLASS B	01/14/2026	DIRECT	817.000	32,445	XXX		XXX
09260D-10-7	BLACKSTONE GROUP INC/THE	03/24/2026	DIRECT	166.000	19,033	XXX		XXX
093671-10-5	H&R BLOCK INC	03/24/2026	DIRECT	1,565.000	48,625	XXX		XXX
099502-10-6	BOOZ ALLEN HAMILTON HOLDING	03/24/2026	DIRECT	471.000	37,336	XXX		XXX
101137-10-7	BOSTON SCIENTIFIC CORP	03/24/2026	DIRECT	99.000	6,807	XXX		XXX
110122-10-8	BRISTOL-MYERS SQUIBB CO	02/17/2026	DIRECT	240.000	14,475	XXX		XXX
11133T-10-3	BROADRIDGE FINANCIAL SOLUTIONS	02/17/2026	DIRECT	48.000	8,369	XXX		XXX
127387-10-8	CADENCE DESIGN SYSTEMS INC	03/24/2026	DIRECT	22.000	6,256	XXX		XXX
13765N-10-7	CANNAE HOLDINGS INC	02/17/2026	DIRECT	853.000	11,168	XXX		XXX
169656-10-5	CHIPOTLE MEXICAN GRILL-CL A	02/17/2026	DIRECT	379.000	14,919	XXX		XXX
172908-10-5	CINTAS CORP	02/17/2026	DIRECT	2.000	390	XXX		XXX
172967-42-4	CITIGROUP INC	03/24/2026	DIRECT	119.000	13,379	XXX		XXX
189054-10-9	CLOROX COMPANY	02/17/2026	DIRECT	260.000	31,888	XXX		XXX
194162-10-3	COLGATE-PALMOLIVE CO	01/14/2026	DIRECT	4.000	340	XXX		XXX

E04

STATEMENT AS OF MARCH 31, 2026 OF THE PROVIDENCE MUTUAL FIRE INSURANCE COMPANY

SCHEDULE D - PART 3

Show All Long-Term Bonds and Stocks Acquired During the Current Quarter

1	2	3	4	5	6	7	8	9
CUSIP Identification	Description	Date Acquired	Name of Vendor	Number of Shares of Stock	Actual Cost	Par Value	Paid for Accrued Interest and Dividends	NAIC Designation, NAIC Designation Modifier and SVO Administrative Symbol
200525-10-3	COMMERCE BANCSHARES INC.	02/17/2026	DIRECT	113.000	5.999	XXX		XXX
217204-10-6	COPART INC.	02/17/2026	DIRECT	131.000	4.965	XXX		XXX
21871X-10-9	COREBRIDGE FINANCIAL INC.	03/24/2026	DIRECT	1,426.000	33.510	XXX		XXX
22788C-10-5	CROWDSTRIKE HOLDINGS INC - A	03/24/2026	DIRECT	17.000	6.719	XXX		XXX
231300-10-7	CURIOSITYSTREAM INC.	02/17/2026	DIRECT	5,713.000	18.524	XXX		XXX
25809K-10-5	DOORDASH INC - A	03/24/2026	DIRECT	21.000	3.272	XXX		XXX
26441C-20-4	DUKE ENERGY CORP.	03/24/2026	DIRECT	1,802.000	230.851	XXX		XXX
281020-10-7	EDISON INTERNATIONAL	01/14/2026	DIRECT	207.000	12.799	XXX		XXX
29476L-10-7	EQUITY RESIDENTIAL	02/17/2026	DIRECT	607.000	38.467	XXX		XXX
30212P-30-3	EXPEDIA INC.	03/24/2026	DIRECT	173.000	40.541	XXX		XXX
30303M-10-2	FACEBOOK INC-A	02/17/2026	DIRECT	7.000	4.483	XXX		XXX
31620M-10-6	FIDELITY NATIONAL INFO SERV.	02/17/2026	DIRECT	187.000	8.950	XXX		XXX
316773-10-0	FIFTH THIRD BANCORP.	02/02/2026	CORPORATE ACTIONS	2,036.133	47.800	XXX		XXX
337738-10-8	FISERV INC.	02/17/2026	DIRECT	69.000	4.568	XXX		XXX
34959E-10-9	FORTINET INC.	03/24/2026	DIRECT	72.000	5.773	XXX		XXX
363576-10-9	AJ GALLAGHER	03/24/2026	DIRECT	8.000	1.735	XXX		XXX
369604-30-1	GENERAL ELECTRIC CO.	01/14/2026	DIRECT	396.000	126.475	XXX		XXX
375558-10-3	GILEAD SCIENCES INC.	02/17/2026	DIRECT	21.000	3.244	XXX		XXX
37940X-10-2	GLOBAL PAYMENTS INC.	01/14/2026	DIRECT	402.000	30.947	XXX		XXX
437076-10-2	HOME DEPOT INC.	02/17/2026	DIRECT	53.000	20.285	XXX		XXX
438516-10-6	HONEYWELL INTERNATIONAL INC.	03/24/2026	DIRECT	295.000	65.784	XXX		XXX
45781V-10-1	INNOVATIVE INDUSTRIAL PROPER	01/14/2026	DIRECT	518.000	25.818	XXX		XXX
461202-10-3	INTUIT INC.	03/24/2026	DIRECT	58.000	25.100	XXX		XXX
46269C-10-2	IRIDIUM COMMUNICATIONS INC.	02/17/2026	DIRECT	461.000	10.881	XXX		XXX
478160-10-4	JOHNSON & JOHNSON	01/14/2026	DIRECT	175.000	38.180	XXX		XXX
48251K-10-0	KKR REAL ESTATE FINANCE TRUS	03/24/2026	DIRECT	13,360.000	86.630	XXX		XXX
48251W-10-4	KKR & CO INC.	03/24/2026	DIRECT	81.000	7.424	XXX		XXX
48563L-10-1	KARAT PACKAGING INC.	01/14/2026	DIRECT	967.000	23.974	XXX		XXX
494368-10-3	KIMBERLY-CLARK CORP.	03/24/2026	DIRECT	293.000	29.028	XXX		XXX
500255-10-4	KOHL'S CORP.	02/17/2026	DIRECT	802.000	15.673	XXX		XXX
512807-30-6	LAM RESEARCH CORP.	01/14/2026	DIRECT	109.000	22.617	XXX		XXX
517834-10-7	LAS VEGAS SANDS CORP.	03/24/2026	DIRECT	1,331.000	72.924	XXX		XXX
539830-10-9	LOCKHEED MARTIN CORPORATION	03/24/2026	DIRECT	106.000	64.795	XXX		XXX
546347-10-5	LOUISIANA-PACIFIC CORP.	02/17/2026	DIRECT	172.000	15.405	XXX		XXX
55272X-60-7	MFA FINANCIAL INC.	03/24/2026	DIRECT	6,656.000	64.738	XXX		XXX
573874-10-4	MARVELL TECHNOLOGY INC.	03/24/2026	DIRECT	26.000	2.389	XXX		XXX
57667L-10-7	MATCH GROUP INC.	02/17/2026	DIRECT	153.000	4.583	XXX		XXX
581550-10-3	MCKESSON CORP.	01/14/2026	DIRECT	8.000	6.698	XXX		XXX
594972-40-8	MICROSTRATEGY INC-CL A	03/24/2026	DIRECT	7.000	.951	XXX		XXX
615369-10-5	MOODYS CORPORATION	03/24/2026	DIRECT	24.000	11.630	XXX		XXX
620076-30-7	MOTOROLA SOLUTIONS INC.	03/24/2026	DIRECT	6.000	2.744	XXX		XXX
64110L-10-6	NETFLIX INC.	03/24/2026	DIRECT	550.000	50.099	XXX		XXX
654106-10-3	NIKE INC CLASS B	02/17/2026	DIRECT	756.000	48.764	XXX		XXX
668771-10-8	NORTONLIFELOCK INC.	02/17/2026	DIRECT	1,539.000	35.124	XXX		XXX
67103H-10-7	O'REILLY AUTOMOTIVE INC.	03/24/2026	DIRECT	92.000	8.122	XXX		XXX
69608A-10-8	PALANTIR TECHNOLOGIES INC-A	03/24/2026	DIRECT	32.000	4.964	XXX		XXX
697435-10-5	PALO ALTO NETWORKS INC.	03/24/2026	DIRECT	101.000	15.883	XXX		XXX
698813-10-2	PAPA JOHNS INTERNATIONAL INC.	03/24/2026	DIRECT	559.000	19.576	XXX		XXX
70432V-10-2	PAYCOM SOFTWARE INC.	02/17/2026	DIRECT	208.000	25.353	XXX		XXX
70450Y-10-3	PAYPAL HOLDINGS INC.	03/24/2026	DIRECT	915.000	40.502	XXX		XXX
705573-10-3	PEGASYSTEMS INC.	02/17/2026	DIRECT	64.000	2.863	XXX		XXX
717081-10-3	PFIZER INC.	01/14/2026	DIRECT	1,141.000	29.142	XXX		XXX
718172-10-9	PHILIP MORRIS INTERNATIONAL INC.	03/24/2026	DIRECT	299.000	49.464	XXX		XXX
72815L-10-7	PLAYTTKA HOLDING CORP.	03/24/2026	DIRECT	30,078.000	90.313	XXX		XXX
74144T-10-8	T ROWE PRICE GROUP INC.	03/24/2026	DIRECT	898.000	79.512	XXX		XXX
742718-10-9	PROCTER & GAMBLE CO/THE	03/24/2026	DIRECT	1,447.000	208.736	XXX		XXX
74460D-10-9	PUBLIC STORAGE INC.	01/14/2026	DIRECT	110.000	31.354	XXX		XXX
75574U-10-1	READY CAPITAL CORP.	01/14/2026	DIRECT	28,893.000	61.403	XXX		XXX
761152-10-7	RESMED INC.	02/17/2026	DIRECT	52.000	13.379	XXX		XXX
770323-10-3	ROBERT HALF INTL INC.	03/24/2026	DIRECT	1,476.000	36.513	XXX		XXX
78442P-10-6	SLM CORP.	03/24/2026	DIRECT	1,119.000	22.896	XXX		XXX

E04.1

STATEMENT AS OF MARCH 31, 2026 OF THE PROVIDENCE MUTUAL FIRE INSURANCE COMPANY

SCHEDULE D - PART 3

Show All Long-Term Bonds and Stocks Acquired During the Current Quarter

1	2	3	4	5	6	7	8	9
CUSIP Identification	Description	Date Acquired	Name of Vendor	Number of Shares of Stock	Actual Cost	Par Value	Paid for Accrued Interest and Dividends	NAIC Designation, NAIC Designation Modifier and SVO Administrative Symbol
.79466L-30-2	SALESFORCE.COM INC.	03/24/2026	DIRECT	490.000	100.330	XXX		XXX
.808513-10-5	SCHWAB (THE CHARLES) CORPORATION	02/17/2026	DIRECT	59.000	5.502	XXX		XXX
.81762P-10-2	SERVICENOW INC.	03/24/2026	DIRECT	37.000	3.912	XXX		XXX
.83088M-10-2	SKYWORKS SOLUTIONS INC.	02/17/2026	DIRECT	824.000	51.461	XXX		XXX
.833445-10-9	SNOWFLAKE INC-CLASS A	02/17/2026	DIRECT	22.000	3.852	XXX		XXX
.84863T-10-6	SPOK HOLDINGS INC.	01/14/2026	DIRECT	702.000	9.212	XXX		XXX
.85571B-10-5	STARWOOD PROPERTY TRUST INC.	03/24/2026	DIRECT	2.937.000	51.285	XXX		XXX
.857477-10-3	STATE STREET CORP.	03/24/2026	DIRECT	374.000	47.449	XXX		XXX
.871607-10-7	SYNOPSIS INC.	01/14/2026	DIRECT	28.000	14.041	XXX		XXX
.872590-10-4	T- MOBILE US INC.	02/17/2026	DIRECT	197.000	43.390	XXX		XXX
.882508-10-4	TEXAS INSTRUMENTS INC.	03/24/2026	DIRECT	2.000	.421	XXX		XXX
.88579Y-10-1	3M COMPANY	03/24/2026	DIRECT	25.000	3.665	XXX		XXX
.893641-10-0	TRANSFORM GROUP INC.	01/14/2026	DIRECT	4.000	5.608	XXX		XXX
.902653-10-4	UDR INC.	03/24/2026	DIRECT	2.790.000	95.900	XXX		XXX
.907818-10-8	UNION PACIFIC CORP.	02/17/2026	DIRECT	114.000	30.023	XXX		XXX
.911312-10-6	UNITED PARCEL SERVICE-CL B	02/17/2026	DIRECT	227.000	26.333	XXX		XXX
.91324P-10-2	UNITEDHEALTH GROUP INC.	02/17/2026	DIRECT	66.000	19.202	XXX		XXX
.91823B-10-9	UWM HOLDINGS CORP.	03/24/2026	DIRECT	21.182.000	77.242	XXX		XXX
.918790-10-9	VAIL RESORTS INC.	03/24/2026	DIRECT	695.000	92.116	XXX		XXX
.91913Y-10-0	VALERO ENERGY CORP.	03/24/2026	DIRECT	615.000	150.020	XXX		XXX
.92345Y-10-6	VERISK ANALYTICS INC - CLASS A	02/17/2026	DIRECT	48.000	8.542	XXX		XXX
.92532F-10-0	VERTEX PHARMACEUTICALS INC.	01/14/2026	DIRECT	20.000	8.973	XXX		XXX
.925652-10-9	VICI PROPERTIES INC.	02/17/2026	DIRECT	1.640.000	48.811	XXX		XXX
.92826C-83-9	VISA INC-CLASS A SHARES	02/17/2026	DIRECT	18.000	5.757	XXX		XXX
.92840M-10-2	VISTRA ENERGY CORP.	02/17/2026	DIRECT	143.000	24.818	XXX		XXX
.94106L-10-9	WASTE MANAGEMENT INC.	02/17/2026	DIRECT	47.000	10.442	XXX		XXX
.95058W-10-0	WENDYS CO/THE	03/24/2026	DIRECT	3.863.000	27.659	XXX		XXX
.959802-10-9	WESTERN UNION COMPANY	01/14/2026	DIRECT	2.078.000	19.388	XXX		XXX
.98138H-10-1	WORKDAY INC-CLASS A	03/24/2026	DIRECT	39.000	5.031	XXX		XXX
.98978V-10-3	ZOETIS INC.	01/14/2026	DIRECT	219.000	27.522	XXX		XXX
.G02602-10-3	AMDOCS LTD	02/17/2026	DIRECT	659.000	44.748	XXX		XXX
.G0403H-10-8	ACON PLC	01/14/2026	DIRECT	41.000	14.219	XXX		XXX
.G1151C-10-1	ACCENTURE PLC-CL A	03/24/2026	DIRECT	656.000	126.698	XXX		XXX
.G8994E-10-3	TRANE TECHNOLOGIES PLC	03/24/2026	DIRECT	19.000	7.938	XXX		XXX
.V7780T-10-3	ROYAL CARIBBEAN CRUISES LTD	02/17/2026	DIRECT	114.000	37.013	XXX		XXX
.Y2065G-12-1	DHT HOLDINGS INC.	03/24/2026	DIRECT	3.798.000	70.396	XXX		XXX
.Y41053-10-2	INTERNATIONAL SEAWAYS INC.	03/24/2026	DIRECT	822.000	60.245	XXX		XXX
<b>5019999999 - Common Stocks - Industrial and Miscellaneous (Unaffiliated) Publicly Traded</b>					<b>4,243,286</b>	<b>XXX</b>	<b>0</b>	<b>XXX</b>
<b>Common Stocks - Mutual Funds - Designations Not Assigned by the SVO</b>								
.693390-44-5	PIMCO TOTAL RETURN FUND-A	03/03/2026	DIRECT	259.885	2.313	XXX		XXX
.92648H-69-3	VICTORY PIONEER STRATEGY INCOME FUND	03/02/2026	DIRECT	100.959	1.002	XXX		XXX
.939330-78-3	AMER FND WASH MUT INV-R5E	03/20/2026	DIRECT	10.301	.652	XXX		XXX
<b>5329999999 - Common Stocks - Mutual Funds - Designations Not Assigned by the SVO</b>					<b>3,967</b>	<b>XXX</b>	<b>0</b>	<b>XXX</b>
<b>Common Stocks - Exchange Traded Funds</b>								
.33939L-82-9	FLEXSHARES INTL QUALITY DVD DYN	01/14/2026	DIRECT	1.650.000	62.704	XXX		XXX
<b>5819999999 - Common Stocks - Exchange Traded Funds</b>					<b>62,704</b>	<b>XXX</b>	<b>0</b>	<b>XXX</b>
<b>5989999997 - Common Stocks - Subtotals - Common Stocks - Part 3</b>					<b>4,309,957</b>	<b>XXX</b>	<b>0</b>	<b>XXX</b>
<b>5989999999 - Common Stocks - Subtotals - Common Stocks</b>					<b>4,309,957</b>	<b>XXX</b>	<b>0</b>	<b>XXX</b>
<b>5999999999 - Common Stocks - Subtotals - Preferred and Common Stocks</b>					<b>4,309,957</b>	<b>XXX</b>	<b>0</b>	<b>XXX</b>
<b>6009999999 Totals</b>					<b>9,153,468</b>	<b>XXX</b>	<b>7,185</b>	<b>XXX</b>

E04.2

STATEMENT AS OF MARCH 31, 2026 OF THE PROVIDENCE MUTUAL FIRE INSURANCE COMPANY

SCHEDULE D - PART 4

Show All Long-Term Bonds and Stocks Sold, Redeemed or Otherwise Disposed of During the Current Quarter

1 CUSIP Identifi- cation	2 Description	3 Disposal Date	4 Name of Purchaser	5 Number of Shares of Stock	6 Consideration	7 Par Value	8 Actual Cost	9 Prior Year Book/Adjusted Carrying Value	Change in Book/Adjusted Carrying Value					15 Book/ Adjusted Carrying Value at Disposal Date	16 Foreign Exchange Gain (Loss) on Disposal	17 Realized Gain (Loss) on Disposal	18 Total Gain (Loss) on Disposal	19 Bond Interest/Stock Dividends Received During Year	20 Stated Contractual Maturity Date	21 NAIC Designation, NAIC Desig. Modifier and SVO Administrative Symbol	
									10 Unrealized Valuation Increase/ (Decrease)	11 Current Year's (Amortization)/ Accretion	12 Current Year's Other-Than- Temporary Impairment Recognized	13 Total Change in B./A.C.V. (10+11-12)	14 Total Foreign Exchange Change in B./A.C.V.								
<b>Issuer Credit Obligations - Municipal Bonds - Special Revenues</b>																					
25477P-NY-8	DIST OF COLUMBIA HSG FIN AGY M	03/01/2026	SINKING FUND REDEMPTION	XXX	.985	1.307	1.303	1.303						1.303		(317)	(317)	.7	03/01/2049	1.A FE	
64972C-MG-7	NEW YORK CITY NY HSG DEV CORP	03/01/2026	SINKING FUND REDEMPTION	XXX	1.218	1.219	1.219	1.219						1.219			.0	.6	10/01/2046	1.B FE	
<b>0059999999 - Issuer Credit Obligations - Municipal Bonds - Special Revenues</b>					2.203	2.526	2.522	2.522	0	0	0	0	0	2.522	0	(317)	(317)		13	XXX	XXX
<b>0489999999 - Subtotal - Issuer Credit Obligations (Unaffiliated)</b>					2.203	2.526	2.522	2.522	0	0	0	0	0	2.522	0	(317)	(317)		13	XXX	XXX
<b>0509999997 - Subtotals - Issuer Credit Obligations - Part 4</b>					2.203	2.526	2.522	2.522	0	0	0	0	0	2.522	0	(317)	(317)		13	XXX	XXX
<b>0509999999 - Subtotals - Issuer Credit Obligations</b>					2.203	2.526	2.522	2.522	0	0	0	0	0	2.522	0	(317)	(317)		13	XXX	XXX
<b>Asset-Backed Securities - Financial Asset-Backed - Self-Liquidating - Agency Residential Mortgage-Backed Securities - Guaranteed (Exempt from RBC)</b>																					
36179R-XD-6	GOVERNMENT NATL MTG ASSOC #11 #MA3376	03/01/2026	MBS PAYDOWN	XXX	1.216	1.216	1.278	1.216						1.216			.0	.7	01/20/2046	1.A FE	
3620AR-MG-3	GOVERNMENT NATL MTG ASSOC #737559	03/01/2026	MBS PAYDOWN	XXX	1.720	1.720	1.766	1.720						1.720			.0	.8	10/15/2040	1.A FE	
3620C4-YF-1	GOVERNMENT NATL MTG ASSOC #748710	03/01/2026	MBS PAYDOWN	XXX	1.042	1.042	1.070	1.042						1.042			.0	.7	10/15/2040	1.A FE	
3620C4-YH-7	GOVERNMENT NATL MTG ASSOC #748712	03/01/2026	MBS PAYDOWN	XXX	2.331	2.331	2.395	2.332		(1)		(1)		2.331			.0	16	10/15/2040	1.A FE	
36241K-V7-0	GOVERNMENT NATL MTG ASSOC #782438	03/01/2026	MBS PAYDOWN	XXX	1.413	1.413	1.411	1.413						1.413			.0	12	10/15/2038	1.A FE	
<b>1019999999 - Asset-Backed Securities - Financial Asset-Backed - Self-Liquidating - Agency Residential Mortgage-Backed Securities - Guaranteed (Exempt from RBC)</b>					7.722	7.722	7.920	7.723	0	(1)	0	(1)	0	7.722	0	0	0	50	XXX	XXX	
<b>Asset-Backed Securities - Financial Asset-Backed - Self-Liquidating - Agency Residential Mortgage-Backed Securities - Not/Partially Guaranteed (Not Exempt from RBC)</b>																					
3131WR-M9-3	UMBS - POOL ZJ1284	03/01/2026	MBS PAYDOWN	XXX	14,956	14,956	15,388	14,962		(6)		(6)		14,956			.0	151	03/01/2041	1.A FE	
3131WR-RE-7	UMBS - POOL ZJ1385	03/01/2026	MBS PAYDOWN	XXX	670	670	690	670						670			.0	5	03/01/2041	1.A FE	
3131X6-S6-8	UMBS - POOL ZK3241	03/01/2026	MBS PAYDOWN	XXX	2,293	2,293	2,359	2,293						2,293			.0	15	05/01/2026	1.A FE	
3131X6-TG-5	UMBS - POOL ZK3251	03/01/2026	MBS PAYDOWN	XXX	1,439	1,439	1,481	1,439						1,439			.0	9	05/01/2026	1.A FE	
3131X6-TY-6	UMBS - POOL ZK3267	03/01/2026	MBS PAYDOWN	XXX	449	449	462	449						449			.0	3	05/01/2026	1.A FE	
3131XQ-2U-9	UMBS - POOL ZL8887	03/01/2026	MBS PAYDOWN	XXX	3,524	3,524	3,711	3,525		(1)		(1)		3,524			.0	21	12/01/2044	1.A FE	
3131XT-FY-1	UMBS - POOL ZM0183	03/01/2026	MBS PAYDOWN	XXX	4,661	4,661	4,869	4,663		(2)		(2)		4,661			.0	27	09/01/2045	1.A FE	
3131XT-PV-6	UMBS - POOL ZM0436	03/01/2026	MBS PAYDOWN	XXX	8,082	8,082	8,359	8,084		(2)		(2)		8,082			.0	34	11/01/2045	1.A FE	
31329M-YT-1	UMBS - POOL ZA4322	03/01/2026	MBS PAYDOWN	XXX	3,454	3,454	3,654	3,455		(1)		(1)		3,454			.0	18	10/01/2043	1.A FE	
31329N-CM-8	UMBS - POOL ZA4576	03/01/2026	MBS PAYDOWN	XXX	6,654	6,654	6,922	6,656		(2)		(2)		6,654			.0	39	10/01/2045	1.A FE	
3132A5-E4-3	UMBS - POOL ZS4655	03/01/2026	MBS PAYDOWN	XXX	2,389	2,389	2,509	2,390		(1)		(1)		2,389			.0	14	03/01/2046	1.A FE	
3132A9-MH-7	UMBS - POOL ZS8460	03/01/2026	MBS PAYDOWN	XXX	2,513	2,513	2,587	2,515		(2)		(2)		2,513			.0	12	04/01/2027	1.A FE	
3132A9-MU-8	UMBS - POOL ZS8471	03/01/2026	MBS PAYDOWN	XXX	2,206	2,206	2,291	2,207		(1)		(1)		2,206			.0	9	09/01/2027	1.A FE	
3132A9-MV-6	UMBS - POOL ZS8472	03/01/2026	MBS PAYDOWN	XXX	9,956	9,956	10,345	9,962		(6)		(6)		9,956			.0	40	10/01/2027	1.A FE	
3138EN-NY-1	UMBS - POOL AL5806	03/01/2026	MBS PAYDOWN	XXX	15,615	15,615	16,516	15,634		(18)		(18)		15,615			.0	89	09/01/2029	1.A FE	
3138EN-WW-5	UMBS - POOL AL6060	03/01/2026	MBS PAYDOWN	XXX	1,390	1,390	1,483	1,390						1,390			.0	9	11/01/2044	1.A FE	
3138WA-WV-5	UMBS - POOL AS1559	03/01/2026	MBS PAYDOWN	XXX	3,767	3,767	3,981	3,769		(2)		(2)		3,767			.0	18	10/01/2044	1.A FE	
3138WF-UV-6	UMBS - POOL AS5995	03/01/2026	MBS PAYDOWN	XXX	3,246	3,246	3,384	3,247		(1)		(1)		3,246			.0	16	10/01/2045	1.A FE	
3138Y6-NS-9	UMBS - POOL AX4900	03/01/2026	MBS PAYDOWN	XXX	7,981	7,981	8,344	7,984		(4)		(4)		7,981			.0	47	12/01/2044	1.A FE	
3138YW-KA-4	UMBS - POOL AZ4788	03/01/2026	MBS PAYDOWN	XXX	6,089	6,089	6,508	6,094		(5)		(5)		6,089			.0	35	10/01/2045	1.A FE	
31400H-MJ-1	UMBS - POOL CA9360	03/01/2026	MBS PAYDOWN	XXX	23,468	23,468	24,670	23,478		(10)		(10)		23,468			.0	97	03/01/2041	1.A FE	
3140XJ-JR-5	UMBS - POOL FS2971	03/01/2026	MBS PAYDOWN	XXX	28,917	28,918	27,905	28,904		14		14		28,918			.0	218	10/01/2052	1.A FE	
3140XN-CS-1	UMBS - POOL FS6391	03/01/2026	MBS PAYDOWN	XXX	43,929	43,929	44,739	43,948		(19)		(19)		43,929			.0	341	11/01/2038	1.A FE	
<b>1039999999 - Asset-Backed Securities - Financial Asset-Backed - Self-Liquidating - Agency Residential Mortgage-Backed Securities - Not/Partially Guaranteed (Not Exempt from RBC)</b>					197,648	197,649	203,157	197,718	0	(69)	0	(69)	0	197,649	0	0	0	1,267	XXX	XXX	
<b>Asset-Backed Securities - Financial Asset-Backed - Self-Liquidating - Non-Agency Residential Mortgage-Backed Securities (Unaffiliated)</b>																					
03464K-AA-6	ANGEL OAK MORTGAGE TRUST 19-5 A1	03/01/2026	MBS PAYDOWN	XXX	3,261	3,261	3,263	3,261						3,261			.0	.16	10/25/2049	1.A	
03466U-AA-2	ANGEL OAK MORTGAGE TRUST 25-8 A1	03/01/2026	MBS PAYDOWN	XXX	38,418	38,418	38,417	38,418						38,418			.0	393	07/25/2070	1.A	
034944-AA-6	ANGEL OAK MORTGAGE TRUST 24-6 A1	03/01/2026	MBS PAYDOWN	XXX	19,805	19,805	19,106	19,797		8		8		19,805			.0	156	11/25/2067	1.A FE	
042858-AA-8	ARROYO MORTGAGE TRUST 19-2 A1	03/01/2026	MBS PAYDOWN	XXX	10,845	10,845	10,845	10,845						10,845			.0	53	04/25/2049	1.A	

EOS

STATEMENT AS OF MARCH 31, 2026 OF THE PROVIDENCE MUTUAL FIRE INSURANCE COMPANY

SCHEDULE D - PART 4

Show All Long-Term Bonds and Stocks Sold, Redeemed or Otherwise Disposed of During the Current Quarter

1	2	3	4	5	6	7	8	9	Change in Book/Adjusted Carrying Value					15	16	17	18	19	20	21
									10	11	12	13	14							
CUSIP Identification	Description	Disposal Date	Name of Purchaser	Number of Shares of Stock	Consideration	Par Value	Actual Cost	Prior Year Book/Adjusted Carrying Value	Unrealized Valuation Increase/(Decrease)	Current Year's (Amortization)/Accretion	Current Year's Other-Than-Temporary Impairment Recognized	Total Change in B./A.C.V. (10+11-12)	Total Foreign Exchange Change in B./A.C.V.	Book/Adjusted Carrying Value at Disposal Date	Foreign Exchange Gain (Loss) on Disposal	Realized Gain (Loss) on Disposal	Total Gain (Loss) on Disposal	Bond Interest/Stock Dividends Received During Year	Stated Contractual Maturity Date	NAIC Designation, NAIC Desig. Modifier and SVO Administrative Symbol
07336N-AA-7	BAYVIEW MSR OPPORTUNITY MASTER 22-2 A1	03/01/2026	MBS PAYDOWN	XXX	30,162	30,162	30,360	30,164		(1)		(1)		30,162			.0	150	12/25/2051	1.A
16159P-AN-9	CHASE MORTGAGE FINANCE CORPORA 23-1 A6	03/01/2026	MBS PAYDOWN	XXX	27,869	27,869	27,220	27,859		10		10		27,869			.0	272	06/25/2054	1.A
36167C-AA-4	GCAT 19-RPL1 A1	03/01/2026	MBS PAYDOWN	XXX	11,113	11,114	11,145	11,114				.0		11,114			.0	55	10/25/2068	1.A
36267E-AD-3	GS MORTGAGE-BACKED SECURITIES 22-PJ2 A4	03/01/2026	MBS PAYDOWN	XXX	20,002	20,002	15,028	19,970		31		31		20,002			.0	83	06/25/2052	1.A
40431J-AF-0	HSI ASSET SECURITIZATION CORP 07 OPT1 M1	02/25/2026	MBS PAYDOWN	XXX		1,012	.5					.0					.0		12/25/2036	1.A FM
43762D-AC-3	HOMES TRUST 25-AFC4 A1	03/01/2026	MBS PAYDOWN	XXX	55,838	55,838	55,838	55,838				.0		55,838			.0	515	11/25/2060	1.A
46653X-AD-2	JP MORGAN MORTGAGE TRUST 21-INV5 A2	03/01/2026	MBS PAYDOWN	XXX	14,181	14,182	12,159	14,166		16		16		14,182			.0	64	12/25/2051	1.A
46655G-AD-7	JP MORGAN MORTGAGE TRUST 22-4 A3	03/01/2026	MBS PAYDOWN	XXX	33,422	33,422	27,176	33,378		44		44		33,422			.0	189	10/25/2052	1.A
59166B-AA-9	METLIFE SECURITIZATION TRUST 17-1A A	03/01/2026	MBS PAYDOWN	XXX	12,890	12,890	13,024	12,893		(4)		(4)		12,890			.0	60	04/25/2055	1.A
617710-AJ-0	MORGAN STANLEY RESIDENTIAL MOR 20-1 A2A	03/01/2026	MBS PAYDOWN	XXX	1,874	1,875	1,945	1,875				.0		1,875			.0	6	12/25/2050	1.A
67648B-AA-0	BAYVIEW MSR OPPORTUNITY MASTER 22-1 A1	03/01/2026	MBS PAYDOWN	XXX	12,925	12,926	13,142	12,927		(2)		(2)		12,926			.0	63	12/25/2051	1.A
729911-AA-5	PMT LOAN TRUST 25-CNF2 A1	03/01/2026	MBS PAYDOWN	XXX	18,416	18,416	18,491	18,417		(1)		(1)		18,416			.0	199	01/25/2057	1.A FE
73015F-AA-4	PMT LOAN TRUST 25-INV7 A1	03/01/2026	MBS PAYDOWN	XXX	38,638	38,638	38,934	38,646		(8)		(8)		38,638			.0	433	06/25/2056	1.A
75023X-AF-9	RADIAN MTG CAP TR 2025-J2 A4	03/01/2026	MBS PAYDOWN	XXX	32,343	32,343	32,277	32,341		1		1		32,343			.0	326	11/25/2055	1.A
753917-AV-5	RATE MORTGAGE TRUST 24-J2 A20	03/01/2026	MBS PAYDOWN	XXX	47,850	47,850	46,953	47,789		61		61		47,850			.0	479	07/25/2054	1.A
81746D-AU-4	SEQUOIA MORTGAGE TRUST 17-5 A19	03/01/2026	MBS PAYDOWN	XXX	3,238	3,238	3,251	3,238				.0		3,238			.0	21	08/25/2047	1.A
81746H-BT-7	SEQUOIA MORTGAGE TRUST 17-CH1 A20	03/01/2026	MBS PAYDOWN	XXX	349	349	351	349				.0		349			.0	2	08/25/2047	1.A
81746X-AU-0	SEQUOIA MORTGAGE TRUST 17-3 A19	03/01/2026	MBS PAYDOWN	XXX	944	944	927	944				.0		944			.0	6	04/25/2047	1.A
81746Y-AU-8	SEQUOIA MORTGAGE TRUST 19-2 A19	03/01/2026	MBS PAYDOWN	XXX	453	453	459	453				.0		453			.0	3	06/25/2049	1.A
81748U-AA-8	SEQUOIA MORTGAGE TRUST 25-S2 A1	03/01/2026	MBS PAYDOWN	XXX	13,480	13,480	12,606	13,474		7		7		13,480			.0	110	11/25/2055	1.A
81748X-AA-2	SEQUOIA MORTGAGE TRUST 21-5 A1	03/01/2026	MBS PAYDOWN	XXX	8,157	8,157	8,241	8,158		(1)		(1)		8,157			.0	32	07/25/2051	1.A
81750D-AB-9	SEQUOIA MORTGAGE TRUST 25-13 A2	03/01/2026	MBS PAYDOWN	XXX	22,430	22,430	22,301	22,429		1		1		22,430			.0	206	12/25/2055	1.A
89175M-AA-1	TOWD POINT MORTGAGE TRUST 18-3 A1	03/01/2026	MBS PAYDOWN	XXX	6,027	6,027	6,029	6,027				.0		6,027			.0	38	05/25/2058	1.A
89175T-AA-6	TOWD POINT MORTGAGE TRUST 18-4 A1	03/01/2026	MBS PAYDOWN	XXX	2,923	2,923	2,834	2,922		1		1		2,923			.0	14	06/25/2058	1.A
89178B-AA-2	TOWD POINT MORTGAGE TRUST 19-4 A1	03/01/2026	MBS PAYDOWN	XXX	7,049	7,049	7,117	7,050		(1)		(1)		7,049			.0	33	10/25/2059	1.A
89179J-AA-4	TOWD POINT MORTGAGE TRUST 20-4 A1	03/01/2026	MBS PAYDOWN	XXX	8,181	8,181	8,336	8,184		(3)		(3)		8,181			.0	23	10/25/2060	1.A
89183G-AA-4	TOWD POINT MORTGAGE TRUST 24-4 A1A	03/01/2026	MBS PAYDOWN	XXX	25,172	25,172	24,689	25,162		9		9		25,172			.0	170	10/27/2064	1.A
89183G-AB-2	TOWD POINT MORTGAGE TRUST 24-4 A1B	03/01/2026	MBS PAYDOWN	XXX	25,172	25,172	24,516	25,159		13		13		25,172			.0	170	10/27/2064	1.C
<b>1059999999 - Asset-Backed Securities - Financial Asset-Backed - Self-Liquidating - Non-Agency Residential Mortgage-Backed Securities (Unaffiliated)</b>					553,427	554,443	536,985	553,247	0	181	0	181	0	553,431	0	0	0	4,340	XXX	XXX
<b>Asset-Backed Securities - Financial Asset-Backed - Self-Liquidating - Non-Agency - CLOs/CBOs/CDOs (Unaffiliated)</b>																				
016269-AG-7	ALINEA CLO LTD 18-1A BR	01/20/2026	MBS PAYDOWN	XXX	257,873	257,873	257,873	257,873				.0		257,873			.0	3,318	07/20/2031	1.A FE
055983-AA-8	BSPT ISSUER LTD 22-FL8 A	03/15/2026	MBS PAYDOWN	XXX	58,774	58,774	49,918	49,918				.0		49,918		8,856	8,856	561	02/15/2037	1.A FE
12549J-BC-4	CIFC FUNDING LTD 14-1A BR2	02/03/2026	SECURITY CALLED AT 100.00000000	XXX	1,000,000	1,000,000	1,000,000	1,000,000				.0		1,000,000			.0	16,246	01/18/2031	1.B FE

EO5.1

STATEMENT AS OF MARCH 31, 2026 OF THE PROVIDENCE MUTUAL FIRE INSURANCE COMPANY

SCHEDULE D - PART 4

Show All Long-Term Bonds and Stocks Sold, Redeemed or Otherwise Disposed of During the Current Quarter

1 CUSIP Identification	2 Description	3 Disposal Date	4 Name of Purchaser	5 Number of Shares of Stock	6 Consideration	7 Par Value	8 Actual Cost	9 Prior Year Book/Adjusted Carrying Value	Change in Book/Adjusted Carrying Value					15 Book/Adjusted Carrying Value at Disposal Date	16 Foreign Exchange Gain (Loss) on Disposal	17 Realized Gain (Loss) on Disposal	18 Total Gain (Loss) on Disposal	19 Bond Interest/Stock Dividends Received During Year	20 Stated Contractual Maturity Date	21 NAIC Designation, NAIC Desig. Modifier and SVO Administrative Symbol
									10 Unrealized Valuation Increase/(Decrease)	11 Current Year's (Amortization)/Accretion	12 Current Year's Other-Than-Temporary Impairment Recognized	13 Total Change in B./A.C.V. (10+11-12)	14 Total Foreign Exchange Change in B./A.C.V.							
55284J-AA-7	MF1 MULTIFAMILY HOUSING MORTGA 22-FL8 A	03/17/2026	MBS PAYDOWN	XXX	343,024	343,024	343,024	343,024						343,024			0	1,441	02/19/2037	1.A FE
1099999999 - Asset-Backed Securities - Financial Asset-Backed - Self-Liquidating - Non-Agency - CLOs/CBOs/CDOs (Unaffiliated)					1,659,671	1,659,671	1,650,815	1,650,815	0	0	0	0	0	1,650,815	0	8,856	8,856	21,566	XXX	XXX
Asset-Backed Securities - Financial Asset-Backed - Self-Liquidating - Other Financial Asset-Backed Securities - Self-Liquidating (Unaffiliated)																				
20268W-AA-2	COMMONBOND STUDENT LOAN TRUST 21-AGS A	03/25/2026	MBS PAYDOWN	XXX	14,908	14,908	14,905	14,897		12		12		14,908			0	30	03/25/2052	1.A FE
43283J-AA-4	HILTON GRAND VACATIONS TRUST 24-2A A	03/25/2026	MBS PAYDOWN	XXX	22,379	22,379	22,375	22,301		79		79		22,379			0	197	03/25/2038	1.A FE
43732V-AC-0	HOME PARTNERS OF AMERICA TRUST 21-2 C	03/01/2026	MBS PAYDOWN	XXX	113	113	113	113				0		113			0	1	12/17/2026	1.C FE
55389Q-AB-3	MVW OWNER TRUST 24-2A B	03/20/2026	MBS PAYDOWN	XXX	38,303	38,303	38,301	38,215		88		88		38,303			0	292	03/20/2042	1.F FE
63942B-AA-2	NAVIENT STUDENT LOAN TRUST 21-A A	03/15/2026	MBS PAYDOWN	XXX	4,051	4,051	4,050	4,049		1		1		4,051			0	6	05/15/2069	1.A FE
63942M-AA-8	NAVIENT STUDENT LOAN TRUST 22-A A	03/15/2026	MBS PAYDOWN	XXX	12,841	12,841	12,840	12,830		11		11		12,841			0	47	07/15/2070	1.A FE
74334N-AA-9	PROGRESS RESIDENTIAL TRUST 25-SFR1 A	02/01/2026	MBS PAYDOWN	XXX	1,607	1,607	1,468	1,605		2		2		1,607			0	9	02/17/2042	1.A FE
82650D-AA-0	SIERRA RECEIVABLES FUNDING CO 24-2A A	03/20/2026	MBS PAYDOWN	XXX	53,964	53,964	53,951	53,826		138		138		53,964			0	450	06/20/2041	1.A FE
1119999999 - Asset-Backed Securities - Financial Asset-Backed - Self-Liquidating - Other Financial Asset-Backed Securities - Self-Liquidating (Unaffiliated)					148,166	148,166	148,003	147,836	0	331	0	331	0	148,166	0	0	0	1,032	XXX	XXX
Asset-Backed Securities - Non-Financial Asset-Backed Securities - Practical Expedient - Lease-Backed Securities - Practical Expedient (Unaffiliated)																				
09228Y-AB-8	BLACKBIRD CAPITAL AIRCRAFT 16-1A A	03/30/2026	VARIABLE	XXX	75,134	75,134	75,133	75,134				0		75,134			0	4,317	12/16/2041	1.E FE
12510H-AV-2	CAPITAL AUTOMOTIVE REIT 24-2A A1	03/15/2026	MBS PAYDOWN	XXX	625	625	607	623		2		2		625			0	5	05/15/2054	1.A FE
43990E-AA-9	HORIZON AIRCRAFT FINANCE 24-1 A	03/15/2026	MBS PAYDOWN	XXX	6,250	6,250	6,250	6,237		13		13		6,250			0	56	09/15/2049	1.F FE
55037L-AA-2	LUNAR AIRCRAFT 2020-1 LIMITED 20-1A A	03/15/2026	MBS PAYDOWN	XXX	40,016	40,016	40,016	39,968		48		48		40,016			0	254	02/15/2045	1.F FE
78449A-AA-0	SLAM 2021-1 LLC 21-1A A	03/15/2026	MBS PAYDOWN	XXX	12,525	12,525	12,525	12,513		12		12		12,525			0	51	06/15/2046	1.F FE
82321U-AA-1	SHENTON AIRCRAFT INVESTMENT LT 15 1A A	03/15/2026	MBS PAYDOWN	XXX	5,766	5,766	5,737		12		12		5,766			0	23	10/15/2042	1.F FE	
83100A-AA-0	SLAM LLC 24-1A A	03/15/2026	MBS PAYDOWN	XXX	8,469	8,469	8,469	8,452		17		17		8,469			0	75	09/15/2049	1.F FE
1519999999 - Asset-Backed Securities - Non-Financial Asset-Backed Securities - Practical Expedient - Lease-Backed Securities - Practical Expedient (Unaffiliated)					148,785	148,785	148,737	142,927	0	104	0	104	0	148,785	0	0	0	4,781	XXX	XXX
Asset-Backed Securities - Non-Financial Asset-Backed Securities - Full Analysis - Lease-Backed Securities - Full Analysis (Unaffiliated)																				
12510H-BA-7	CAPITAL AUTOMOTIVE REIT 24-3A A2	03/15/2026	MBS PAYDOWN	XXX	2,344	2,344	2,262	2,338		6		6		2,344			0	18	10/15/2054	1.E FE
55037L-AB-0	LUNAR AIRCRAFT 2020-1 LIMITED 20-1A B	03/15/2026	MBS PAYDOWN	XXX	26,487	26,487	25,742	26,386		102		102		26,487			0	216	02/15/2045	2.B FE
1719999999 - Asset-Backed Securities - Non-Financial Asset-Backed Securities - Full Analysis - Lease-Backed Securities - Full Analysis (Unaffiliated)					28,831	28,831	28,004	28,724	0	108	0	108	0	28,831	0	0	0	234	XXX	XXX
Asset-Backed Securities - Non-Financial Asset-Backed Securities - Full Analysis - Other Non-Financial Asset-Backed Securities - Full Analysis (Unaffiliated)																				
233046-AL-5	DB MASTER FINANCE LLC 19-1A A23	02/20/2026	MBS PAYDOWN	XXX	1,250	1,250	1,250	1,250				0		1,250			0	14	05/20/2049	2.B FE
34417M-AB-3	FOCUS BRANDS FUNDING LLC 17-1A A211	01/30/2026	MBS PAYDOWN	XXX	625	625	625	625				0		625			0	8	04/30/2047	2.B FE
476681-AB-7	JERSEY MIKES FUNDING LLC 21-1A A21	02/09/2026	SECURITY CALLED AT 100.00000000	XXX	492,500	492,500	492,500	492,500				0		492,500			0	3,322	02/15/2052	2.B FE
83546D-AN-8	SONIC CAPITAL LLC 21-1A A21	03/20/2026	MBS PAYDOWN	XXX	1,250	1,250	1,250	1,250				0		1,250			0	5	08/20/2051	2.B FE
95058X-AE-8	WENDYS FUNDING LLC 18-1A A211	03/15/2026	MBS PAYDOWN	XXX	633	633	633	633				0		633			0	6	03/15/2048	2.B FE
95058X-AK-4	WENDYS FUNDING LLC 21-1A A21	03/15/2026	MBS PAYDOWN	XXX	1,296	1,296	1,296	1,296				0		1,296			0	8	06/15/2051	2.B FE

EO5 2

STATEMENT AS OF MARCH 31, 2026 OF THE PROVIDENCE MUTUAL FIRE INSURANCE COMPANY

SCHEDULE D - PART 4

Show All Long-Term Bonds and Stocks Sold, Redeemed or Otherwise Disposed of During the Current Quarter

1 CUSIP Identifi- cation	2 Description	3 Disposal Date	4 Name of Purchaser	5 Number of Shares of Stock	6 Consideration	7 Par Value	8 Actual Cost	9 Prior Year Book/Adjusted Carrying Value	Change in Book/Adjusted Carrying Value					15 Book/ Adjusted Carrying Value at Disposal Date	16 Foreign Exchange Gain (Loss) on Disposal	17 Realized Gain (Loss) on Disposal	18 Total Gain (Loss) on Disposal	19 Bond Interest/Stock Dividends Received During Year	20 Stated Contractual Maturity Date	21 NAIC Designation, NAIC Desig. Modifier and SVO Administrative Symbol				
									10 Unrealized Valuation Increase/ (Decrease)	11 Current Year's (Amortization)/ Accretion	12 Current Year's Other-Than- Temporary Impairment Recognized	13 Total Change in B./A.C.V. (10+11-12)	14 Total Foreign Exchange Change in B./A.C.V.											
1739999999 - Asset-Backed Securities - Non-Financial Asset-Backed Securities - Full Analysis - Other Non-Financial Asset-Backed Securities - Full Analysis (Unaffiliated)									0	0	0	0	0	497,554	0	0	0	0	0	0	3,363	XXX	XXX	
1889999999 - Subtotal - Asset-Backed Securities (Unaffiliated)									0	654	0	654	0	3,241,804	0	654	0	3,232,953	0	8,856	8,856	36,633	XXX	XXX
1909999997 - Subtotals - Asset-Backed Securities - Part 4									0	654	0	654	0	3,241,804	0	654	0	3,232,953	0	8,856	8,856	36,633	XXX	XXX
1909999999 - Subtotals - Asset-Backed Securities									0	654	0	654	0	3,241,804	0	654	0	3,232,953	0	8,856	8,856	36,633	XXX	XXX
2009999999 - Subtotals - Issuer Credit Obligations and Asset-Backed Securities									0	654	0	654	0	3,244,007	0	654	0	3,235,475	0	8,539	8,539	36,646	XXX	XXX
Common Stocks - Industrial and Miscellaneous (Unaffiliated) - Publicly Traded																								
00109K-10-5	AFC GAMMA INC.	03/24/2026	DIRECT	43,660,000	111,403	XXX	146,178	90,527	28,130			28,130	146,178		(34,775)	(34,775)			XXX	XXX				
00724F-10-1	ADOBE SYSTEMS INC.	03/24/2026	DIRECT	36,000	8,588	XXX	15,848	12,600	3,249			3,249	15,848		(7,260)	(7,260)			XXX	XXX				
009066-10-1	AIRBNB INC-CLASS A	02/17/2026	DIRECT	35,000	4,365	XXX	3,351	4,750	(1,400)			(1,400)	3,351		1,014	1,014			XXX	XXX				
013872-10-6	ALCOA CORP	03/24/2026	DIRECT	379,000	21,552	XXX	11,955	20,140	(8,185)			(8,185)	11,955		9,597	9,597		38	XXX	XXX				
02079K-30-5	ALPHABET INC - CL A	02/17/2026	DIRECT	32,000	9,655	XXX	3,310	10,016	(6,706)			(6,706)	3,310		6,345	6,345			XXX	XXX				
02215L-20-9	KINETIK HOLDINGS INC	03/24/2026	DIRECT	1,063,000	46,759	XXX	45,854	38,321	7,533			7,533	45,854		905	905		671	XXX	XXX				
03027X-10-0	AMERICAN TOWER CORP	03/24/2026	DIRECT	46,000	7,903	XXX	8,342	8,076	265			265	8,342		(438)	(438)		78	XXX	XXX				
03076C-10-6	AMERIPRISE FINANCIAL INC	02/17/2026	DIRECT	99,000	46,561	XXX	50,453	48,544	1,909			1,909	50,453		(3,891)	(3,891)		158	XXX	XXX				
03769M-10-6	INC	02/17/2026	DIRECT	84,000	11,918	XXX	12,694	12,160	534			534	12,694		(776)	(776)			XXX	XXX				
038923-10-8	ARBOR REALTY TRUST INC	02/17/2026	DIRECT	2,052,000	15,026	XXX	23,906	15,924	7,982			7,982	23,906		(8,880)	(8,880)			XXX	XXX				
04010E-10-9	ARGAN INC	03/24/2026	DIRECT	57,000	25,550	XXX	17,876	17,859	17			17	17,876		7,674	7,674		29	XXX	XXX				
049468-10-1	A	03/24/2026	DIRECT	79,000	5,405	XXX	6,605					6,605			(1,200)	(1,200)			XXX	XXX				
053015-10-3	AUTOMATIC DATA PROCESSING	01/01/2026	PRIOR PERIOD INCOME			XXX			0			0				0		104	XXX	XXX				
053484-10-1	AMERIPRISE FINANCIAL INC	03/24/2026	DIRECT	316,000	51,880	XXX	61,209	57,294	3,915			3,915	61,209		(9,329)	(9,329)		553	XXX	XXX				
064058-10-0	BANK OF NEW YORK MELLON CORP	03/24/2026	DIRECT	955,000	112,890	XXX	41,214	110,866	(69,652)			(69,652)	41,214		71,676	71,676		506	XXX	XXX				
08265T-20-8	BENTLEY SYSTEMS INC-CLASS B	02/17/2026	DIRECT	499,000	16,576	XXX	22,045	19,044	3,000			3,000	22,045		(5,469)	(5,469)			XXX	XXX				
09257W-10-0	A	01/14/2026	DIRECT	442,000	8,404	XXX	8,111	8,455	(344)			(344)	8,111		292	292		208	XXX	XXX				
09260D-10-7	BLACKSTONE GROUP INC/THE	02/17/2026	DIRECT	25,000	3,278	XXX	2,297	3,854	(1,556)			(1,556)	2,297		981	981		37	XXX	XXX				
09857L-10-8	BOOKING HOLDINGS INC	02/17/2026	DIRECT	4,000	16,647	XXX	14,471	21,421	(6,951)			(6,951)	14,471		2,176	2,176			XXX	XXX				
110122-10-8	BRISTOL-MYERS SQUIBB CO	01/14/2026	VARIOUS	467,000	26,429	XXX	26,927	25,190	1,737			1,737	26,927		(498)	(498)		294	XXX	XXX				
11133T-10-3	SOLUTION	01/01/2026	PRIOR PERIOD INCOME			XXX			0			0				0		80	XXX	XXX				
11135F-10-1	BROADCOM INC	02/17/2026	DIRECT	336,000	112,528	XXX	7,226	116,290	(109,063)			(109,063)	7,226		105,301	105,301			XXX	XXX				
12541W-20-9	CH ROBINSON WORLDWIDE INC	01/01/2026	PRIOR PERIOD INCOME			XXX			0			0				0		13	XXX	XXX				
127387-10-8	INC	01/14/2026	DIRECT	16,000	4,963	XXX	4,211	5,001	(790)			(790)	4,211		752	752			XXX	XXX				
13765N-10-7	CANNAE HOLDINGS INC	01/14/2026	DIRECT	849,000	13,756	XXX	15,997	13,355	2,643			2,643	15,997		(2,241)	(2,241)			XXX	XXX				
169656-10-5	A	03/24/2026	DIRECT	379,000	12,412	XXX	14,919		0			0	14,919		(2,507)	(2,507)			XXX	XXX				
172908-10-5	CINTAS CORP	03/24/2026	DIRECT	70,000	12,473	XXX	12,836	12,789	(343)			(343)	12,836		(363)	(363)		31	XXX	XXX				
18467V-10-9	CLEAR SECURE INC -CLASS A	03/24/2026	DIRECT	608,000	33,600	XXX	13,137	21,329	(8,191)			(8,191)	13,137		20,463	20,463		213	XXX	XXX				
18539C-20-4	CLEARWAY ENERGY INC-C	03/24/2026	DIRECT	832,000	32,843	XXX	16,393	27,672	(11,279)			(11,279)	16,393		16,449	16,449		383	XXX	XXX				
189054-10-9	CLOROX COMPANY	01/14/2026	DIRECT	258,000	28,649	XXX	37,684	26,014	11,670			11,670	37,684		(9,035)	(9,035)			XXX	XXX				
192446-10-2	COGNIZANT TECHNOLOGY SOLUTION CORP	02/17/2026	DIRECT	201,000	13,085	XXX	12,294	16,683	(4,389)			(4,389)	12,294		790	790			XXX	XXX				
194162-10-3	COLGATE-PALMOLIVE CO	03/24/2026	DIRECT	4,000	339	XXX	318	316	2			2	318		21	21		2	XXX	XXX				
200340-10-7	COMERCA INC	02/02/2026	CORPORATE ACTIONS	1,091,000	47,800	XXX	47,800	94,841	(47,041)			(47,041)	47,800		0	0		775	XXX	XXX				
200525-10-3	COMMERCE BANCSHARES INC	01/16/2026	DIRECT	0,450	25	XXX	21	24	(3)			(3)	21		4	4			XXX	XXX				
217204-10-6	COPART INC	03/24/2026	DIRECT	131,000	4,329	XXX	4,965		0			0	4,965		(636)	(636)			XXX	XXX				
231300-10-7	CURIOSITYSTREAM INC	03/24/2026	DIRECT	10,798,000	35,906	XXX	51,356	41,032	10,324			10,324	51,356		(15,450)	(15,450)		432	XXX	XXX				
24703L-20-2	DELL TECHNOLOGIES - C	01/14/2026	DIRECT	6,000	711	XXX	572	755	(184)			(184)	572		139	139			XXX	XXX				
254067-10-1	DILLARDS INC-CL A	02/17/2026	DIRECT	8,000	5,234	XXX	5,523	4,851	672			672	5,523		(289)	(289)		2	XXX	XXX				
26875P-10-1	EOG RESOURCES INC	03/24/2026	DIRECT	183,000	26,121	XXX	19,530	19,217	313			313	19,530		6,591	6,591		187	XXX	XXX				
26884U-10-9	EPR PROPERTIES	03/24/2026	DIRECT	828,000	41,613	XXX	47,355	41,317	6,038			6,038	47,355		(5,743)	(5,743)		733	XXX	XXX				
26969P-10-8	EAGLE MATERIALS INC	03/24/2026	DIRECT	157,000	28,771	XXX	28,536	32,449	(3,913)			(3,913)	28,536		235	235		39	XXX	XXX				

E053

STATEMENT AS OF MARCH 31, 2026 OF THE PROVIDENCE MUTUAL FIRE INSURANCE COMPANY

SCHEDULE D - PART 4

Show All Long-Term Bonds and Stocks Sold, Redeemed or Otherwise Disposed of During the Current Quarter

1	2	3	4	5	6	7	8	9	Change in Book/Adjusted Carrying Value					15	16	17	18	19	20	21	
									10	11	12	13	14								
CUSIP Identification	Description	Disposal Date	Name of Purchaser	Number of Shares of Stock	Consideration	Par Value	Actual Cost	Prior Year Book/Adjusted Carrying Value	Unrealized Valuation Increase/(Decrease)	Current Year's (Amortization)/Accretion	Current Year's Other-Than-Temporary Impairment Recognized	Total Change in B./A.C.V. (10+11-12)	Total Foreign Exchange Change in B./A.C.V.	Book/Adjusted Carrying Value at Disposal Date	Foreign Exchange Gain (Loss) on Disposal	Realized Gain (Loss) on Disposal	Total Gain (Loss) on Disposal	Bond Interest/Stock Dividends Received During Year	Stated Contractual Maturity Date	NAIC Designation, NAIC Desig. Modifier and SVO Administrative Symbol	
29476L-10-7	EQUITY RESIDENTIAL	01/14/2026	DIRECT	601.000	36.550	XXX	40.498	37.887	2.611			2.611		40.498		(3.949)	(3.949)	416	XXX	XXX	
30212P-30-3	EXPEDIA INC.	02/17/2026	DIRECT	172.000	34.685	XXX	47.788	48.729	(941)			(941)		47.788		(13.103)	(13.103)		XXX	XXX	
30231G-10-2	EXXON MOBIL CORP	03/24/2026	DIRECT	79.000	13.071	XXX	9.137	9.507	(370)			(370)		9.137		3.934	3.934	81	XXX	XXX	
316773-10-0	FIFTH THIRD BANCORP	02/19/2026	DIRECT	0.133	7	XXX	3	3						3		4	4		XXX	XXX	
337738-10-8	FISERV INC.	03/24/2026	DIRECT	69.000	3.901	XXX	4.568							4.568		(667)	(667)		XXX	XXX	
34959E-10-9	FORTINET INC.	01/14/2026	DIRECT	26.000	1.988	XXX	1.496	2.065	(568)			(568)		1.496		492	492		XXX	XXX	
363576-10-9	AJ GALLAGHER	02/17/2026	DIRECT	7.000	1.492	XXX	1.732	1.812	(80)			(80)		1.732		(240)	(240)		XXX	XXX	
36828A-10-1	GE VERNOVA INC.	03/24/2026	VARIOUS	68.000	59.312	XXX	33.166	44.443	(11,277)			(11,277)		33.166		26.146	26.146	34	XXX	XXX	
375558-10-3	GILEAD SCIENCES INC.	03/24/2026	DIRECT	21.000	2.876	XXX	2.510	1.964	(226)			(226)		2.510		366	366	17	XXX	XXX	
37940X-10-2	GLOBAL PAYMENTS INC.	03/24/2026	DIRECT	675.000	47.280	XXX	56.320	21.130	4,243			4,243		56.320		(9,041)	(9,041)	101	XXX	XXX	
422704-10-6	HECLA MINING CO	03/24/2026	DIRECT	936.000	16.630	XXX	17.471	17.962	(491)			(491)		17.471		(841)	(841)	4	XXX	XXX	
437076-10-2	HOME DEPOT INC.	03/24/2026	DIRECT	165.000	58.378	XXX	67.802	56.777	11,026			11,026		67.802		(9,424)	(9,424)	198	XXX	XXX	
443510-60-7	HUBBELL INC.	03/24/2026	DIRECT	42.000	21.063	XXX	16.310	18.653	(2,343)			(2,343)		16.310		4.753	4.753	60	XXX	XXX	
45781V-10-1	INNOVATIVE INDUSTRIAL PROPER	02/17/2026	DIRECT	1,090.000	50.257	XXX	62.209	51.622	10,586			10,586		62.209		(11,952)	(11,952)	2,071	XXX	XXX	
461202-10-3	INTUIT INC.	02/17/2026	DIRECT	46.000	17.421	XXX	20.935	30.471	(9,537)			(9,537)		20.935		(3,514)	(3,514)	55	XXX	XXX	
46269C-10-2	IRIDIUM COMMUNICATIONS INC.	01/14/2026	DIRECT	456.000	8.938	XXX	13.349	7.925	5,424			5,424		13.349		(4,411)	(4,411)		XXX	XXX	
48251K-10-0	KKR REAL ESTATE FINANCE TRUS	01/14/2026	DIRECT	2,525.000	20.080	XXX	25.604	20.756	4,849			4,849		25.604		(5,524)	(5,524)	631	XXX	XXX	
48251W-10-4	KKR & CO INC.	02/17/2026	VARIOUS	29.000	2.989	XXX	3.456	3.314	(250)			(250)		3.456		(468)	(468)	5	XXX	XXX	
49427F-10-8	KILROY REALTY CORP	02/17/2026	DIRECT	692.000	21.962	XXX	22.992	25.860	(2,868)			(2,868)		22.992		(1,029)	(1,029)	374	XXX	XXX	
494368-10-3	KIMBERLY-CLARK CORP	02/17/2026	DIRECT	221.000	23.839	XXX	24.122	22.297	1,825			1,825		24.122		(283)	(283)	278	XXX	XXX	
500255-10-4	KOHL'S CORP	03/24/2026	DIRECT	2,036.000	32.283	XXX	45.798	28.472	4,799			4,799		45.798		(13,514)	(13,514)		XXX	XXX	
512807-30-6	LAM RESEARCH CORP	01/01/2026	PRIOR PERIOD INCOME			XXX													13	XXX	XXX
546347-10-5	LOUISIANA-PACIFIC CORP	03/24/2026	DIRECT	269.000	19.816	XXX	24.422	7.834	1,183			1,183		24.422		(4,605)	(4,605)	81	XXX	XXX	
553530-10-6	MSC INDUSTRIAL DIRECT	03/24/2026	DIRECT	669.000	60.495	XXX	55.905	56.263	(358)			(358)		55.905		4,590	4,590	582	XXX	XXX	
573874-10-4	MARVELL TECHNOLOGY INC.	01/14/2026	DIRECT	23.000	1.832	XXX	1.912	1.955	(42)			(42)		1.912		(80)	(80)	1	XXX	XXX	
581550-10-3	MCKESSON CORP	03/24/2026	DIRECT	5.000	4.394	XXX	3.648	4.101	(454)			(454)		3.648		747	747	4	XXX	XXX	
594972-40-8	MICROSTRATEGY INC-CL A	01/14/2026	DIRECT	6.000	1.107	XXX	1.068	912	156			156		1.068		40	40		XXX	XXX	
59522J-10-3	MID AMERICA APARTMENT COMMUNITIES	03/24/2026	DIRECT	640.000	80.791	XXX	90.078	88.902	1,176			1,176		90.078		(9,287)	(9,287)	979	XXX	XXX	
615369-10-5	WOODY'S CORPORATION	02/17/2026	DIRECT	13.000	5.534	XXX	3.300	6.641	(3,341)			(3,341)		3.300		2,234	2,234		XXX	XXX	
629377-50-8	NRG ENERGY INC.	03/24/2026	DIRECT	664.000	100.038	XXX	68.188	105.735	(37,548)			(37,548)		68.188		31,850	31,850	315	XXX	XXX	
64110L-10-6	NETFLIX INC.	02/17/2026	DIRECT	220.000	16.933	XXX	9.230	20.627	(11,397)			(11,397)		9.230		7,703	7,703		XXX	XXX	
654106-10-3	NIKE INC CLASS B	03/24/2026	DIRECT	2,444.000	137.348	XXX	162.176	147.935	6,372			6,372		162.176		(24,827)	(24,827)	952	XXX	XXX	
668771-10-8	NORTONLIFELOCK INC.	03/24/2026	DIRECT	2,826.000	65.943	XXX	81.436	76.839	4,597			4,597		81.436		(15,493)	(15,493)	163	XXX	XXX	
670666-10-4	NVIDIA CORP	02/17/2026	DIRECT	104.000	18.905	XXX	19.396	19.396	(18,444)			(18,444)		19.396		17,953	17,953		XXX	XXX	
67103H-10-7	O'REILLY AUTOMOTIVE INC.	01/14/2026	DIRECT	58.000	5.495	XXX	5.524	5.290	234			234		5.524		(29)	(29)		XXX	XXX	
681919-10-6	OMNICOM GROUP	03/24/2026	VARIOUS	1,876.000	136.145	XXX	142.000	151.487	(9,487)			(9,487)		142.000		(5,855)	(5,855)	1,501	XXX	XXX	
68389X-10-5	ORACLE CORPORATION	03/24/2026	DIRECT	70.000	10.332	XXX	7.873	13.644	(5,771)			(5,771)		7.873		2,459	2,459	35	XXX	XXX	
69608A-10-8	PALANTIR TECHNOLOGIES INC-A	02/17/2026	DIRECT	3.000	399	XXX	418	533	(115)			(115)		418		(19)	(19)		XXX	XXX	
698813-10-2	PAPA JOHN'S INTERNATIONAL INC.	02/17/2026	DIRECT	409.000	12.666	XXX	17.246	15.742	1,504			1,504		17.246		(4,581)	(4,581)	188	XXX	XXX	
70432V-10-2	PAYCOM SOFTWARE INC.	03/24/2026	DIRECT	309.000	39.661	XXX	56.950	49.242	7,707			7,707		56.950		(17,289)	(17,289)	86	XXX	XXX	
70450Y-10-3	PAYPAL HOLDINGS INC.	02/17/2026	DIRECT	910.000	37.226	XXX	56.098	53.126	2,972			2,972		56.098		(18,872)	(18,872)		XXX	XXX	
705573-10-3	PEGASYS INC.	03/24/2026	DIRECT	457.000	18.926	XXX	23.112	27.292	(4,180)			(4,180)		23.112		(4,186)	(4,186)	14	XXX	XXX	
717081-10-3	PFIZER INC.	03/24/2026	DIRECT	8,306.000	223.972	XXX	204.318	206.819	(2,501)			(2,501)		204.318		19,654	19,654	3,572	XXX	XXX	
72815L-10-7	PLAYTAKA HOLDING CORP	02/17/2026	DIRECT	855.000	2.922	XXX	5.803	3.377	2,426			2,426		5.803		(2,881)	(2,881)	86	XXX	XXX	
739128-10-6	POWELL INDUSTRIES INC.	03/24/2026	DIRECT	33.000	18.252	XXX	11.363	10.520	844			844		11.363		6,889	6,889	9	XXX	XXX	
74460D-10-9	PUBLIC STORAGE INC.	03/24/2026	DIRECT	167.000	44.721	XXX	44.953	43.337	1,617			1,617		44.953		(232)	(232)	501	XXX	XXX	
750940-10-8	RALLIANT CORP	03/24/2026	DIRECT	892.000	39.174	XXX	45.640	45.412	228			228		45.640		(6,465)	(6,465)	10	XXX	XXX	
75574U-10-1	READY CAPITAL CORP	03/24/2026	DIRECT	39,084.000	61.215	XXX	102.083	22.216	18,463			18,463		102.083		(40,868)	(40,868)	102	XXX	XXX	
76665T-10-2	RILEY EXPLORATION PERMIAN IN	03/24/2026	DIRECT	1,979.000	67.207	XXX	56.999	52.246	4,753			4,753		56.999		10,209	10,209	557	XXX	XXX	
78442P-10-6	SLM CORP	02/17/2026	DIRECT	1,145.000	27.466	XXX	31.649	30.984	665			665		31.649		(4,183)	(4,183)		XXX	XXX	
79466L-30-2	SALESFORCE.COM INC.	02/17/2026	DIRECT	334.000	61.415	XXX	105.252	88.480	16,772			16,772		105.252		(43,837)	(43,837)	139	XXX	XXX	
806857-10-8	SCHLUMBERGER LTD.	03/24/2026	DIRECT	756.000	38.046	XXX	26.207	29.015	(2,808)			(2,808)		26.207		11,840	11,840	215	XXX	XXX	
808541-10-6	MATIV HOLDINGS INC.	03/24/2026	DIRECT	1,377.000	11.949	XXX	17.579	16.731	849			849		17.579		(5,630)	(5,630)	138	XXX	XXX	

E05.4

STATEMENT AS OF MARCH 31, 2026 OF THE PROVIDENCE MUTUAL FIRE INSURANCE COMPANY

SCHEDULE D - PART 4

Show All Long-Term Bonds and Stocks Sold, Redeemed or Otherwise Disposed of During the Current Quarter

1	2	3	4	5	6	7	8	9	Change in Book/Adjusted Carrying Value					15	16	17	18	19	20	21	
									10	11	12	13	14								
CUSIP Identification	Description	Disposal Date	Name of Purchaser	Number of Shares of Stock	Consideration	Par Value	Actual Cost	Prior Year Book/Adjusted Carrying Value	Unrealized Valuation Increase/(Decrease)	Current Year's (Amortization)/Accretion	Current Year's Other-Than-Temporary Impairment Recognized	Total Change in B./A.C.V. (10+11-12)	Total Foreign Exchange Change in B./A.C.V.	Book/Adjusted Carrying Value at Disposal Date	Foreign Exchange Gain (Loss) on Disposal	Realized Gain (Loss) on Disposal	Total Gain (Loss) on Disposal	Bond Interest/Stock Dividends Received During Year	Stated Contractual Maturity Date	NAIC Designation, NAIC Desig. Modifier and SVO Administrative Symbol	
81784E-10-1..	SEVEN HILLS REALTY TRUST	01/14/2026	DIRECT	1,893,000	16,721	XXX	20,421	16,848	3,573			3,573		20,421		(3,700)	(3,700)			XXX	XXX
83088M-10-2..	SKYWORKS SOLUTIONS INC.	01/14/2026	DIRECT	817,000	48,124	XXX	65,812	51,806	14,006			14,006		65,812		(17,688)	(17,688)			XXX	XXX
833445-10-9..	SNOWFLAKE INC-CLASS A	03/24/2026	DIRECT	22,000	3,588	XXX	3,637	4,826	(1,189)			(1,189)		3,637		(49)	(49)			XXX	XXX
84265V-10-5..	SOUTHERN COPPER CORP	02/06/2026	SHARES	0.290	.69	XXX	.17	.41	(.25)			(.25)		.17		.52	.52			XXX	XXX
84863T-10-6..	SPOK HOLDINGS INC.	02/17/2026	DIRECT	1,800,000	24,660	XXX	27,883	23,742	4,141			4,141		27,883		(3,223)	(3,223)			XXX	XXX
85571B-10-5..	STARWOOD PROPERTY TRUST INC.	01/14/2026	DIRECT	2,434,000	43,825	XXX	46,937	43,836	3,101			3,101		46,937		(3,112)	(3,112)	1,168		XXX	XXX
871607-10-7..	SYNOPSIS INC.	03/24/2026	DIRECT	28,000	11,666	XXX	14,041					0		14,041		(2,375)	(2,375)			XXX	XXX
872590-10-4..	T- MOBILE US INC.	03/24/2026	DIRECT	780,000	161,505	XXX	182,077	118,372	20,315			20,315		182,077		(20,572)	(20,572)	622		XXX	XXX
88160R-10-1..	TESLA MOTORS INC.	03/24/2026	DIRECT	118,000	46,659	XXX	33,693	53,067	(19,374)			(19,374)		33,693		12,965	12,965			XXX	XXX
88579Y-10-1..	3M COMPANY	01/14/2026	DIRECT	37,000	6,274	XXX	6,247	5,924	323			323		6,247		28	28			XXX	XXX
893641-10-0..	TRANSNIGM GROUP INC.	02/17/2026	DIRECT	4,000	5,168	XXX	5,608					0		5,608		(439)	(439)			XXX	XXX
894164-10-2..	TRAVEL + LEISURE CO.	03/24/2026	DIRECT	389,000	27,572	XXX	15,016	27,436	(12,420)			(12,420)		15,016		12,555	12,555	233		XXX	XXX
90781B-10-8..	UNION PACIFIC CORP	01/14/2026	DIRECT	111,000	25,301	XXX	22,513	25,677	(3,163)			(3,163)		22,513		2,788	2,788			XXX	XXX
911312-10-6..	UNITED PARCEL SERVICE-CL B.	03/24/2026	DIRECT	1,404,000	142,150	XXX	161,157	139,263	21,894			21,894		161,157		(19,007)	(19,007)	1,537		XXX	XXX
91324P-10-2..	UNITEDHEALTH GROUP INC.	03/24/2026	DIRECT	176,000	52,672	XXX	59,101	58,099	1,002			1,002		59,101		(6,429)	(6,429)	230		XXX	XXX
918790-10-9..	VAIL RESORTS INC.	02/17/2026	DIRECT	313,000	43,153	XXX	50,653	41,566	9,086			9,086		50,653		(7,500)	(7,500)	695		XXX	XXX
92537N-10-8..	VERTIV HOLDINGS CO.	03/24/2026	DIRECT	187,000	49,646	XXX	15,538	30,296	(14,758)			(14,758)		15,538		34,108	34,108	12		XXX	XXX
925652-10-9..	VICI PROPERTIES INC.	03/24/2026	DIRECT	3,030,000	83,821	XXX	96,173	82,139	10,791			10,791		96,173		(12,352)	(12,352)	1,314		XXX	XXX
92826C-83-9..	VISA INC-CLASS A SHARES	03/24/2026	DIRECT	18,000	5,480	XXX	3,407	6,313	(2,906)			(2,906)		3,407		2,073	2,073	12		XXX	XXX
92840M-10-2..	VISTRA ENERGY CORP	01/14/2026	DIRECT	140,000	23,595	XXX	25,327	22,586	2,741			2,741		25,327		(1,733)	(1,733)			XXX	XXX
94106L-10-9..	WASTE MANAGEMENT INC.	03/24/2026	DIRECT	13,000	2,954	XXX	2,775	2,856	(82)			(82)		2,775		179	179	12		XXX	XXX
959802-10-9..	WESTERN UNION COMPANY	02/17/2026	DIRECT	1,081,000	10,191	XXX	11,539	10,064	1,475			1,475		11,539		(1,348)	(1,348)			XXX	XXX
98138H-10-1..	WORKDAY INC-CLASS A	02/17/2026	DIRECT	37,000	5,978	XXX	5,408	7,947	(2,539)			(2,539)		5,408		570	570			XXX	XXX
98978V-10-3..	ZOETIS INC.	02/17/2026	VARIOUS	133,000	16,828	XXX	19,472	16,734	2,738			2,738		19,472		(2,644)	(2,644)	70		XXX	XXX
G02602-10-3..	AMDOCS LTD.	01/14/2026	DIRECT	546,000	45,559	XXX	50,719	43,958	6,761			6,761		50,719		(5,160)	(5,160)	288		XXX	XXX
G0403H-10-8..	AON PLC	03/24/2026	DIRECT	41,000	13,400	XXX	11,283	14,468	(3,185)			(3,185)		11,283		2,117	2,117	31		XXX	XXX
G1151C-10-1..	ACCENTURE PLC-CL A	02/17/2026	DIRECT	57,000	12,565	XXX	8,650	15,293	(6,644)			(6,644)		8,650		3,915	3,915	93		XXX	XXX
G4474Y-21-4..	JANUS HENDERSON GROUP PLC	03/24/2026	DIRECT	1,533,000	79,716	XXX	36,374	72,925	(36,551)			(36,551)		36,374		43,342	43,342			XXX	XXX
G6683N-10-3..	NU HOLDINGS LTD - A	03/24/2026	DIRECT	564,000	8,359	XXX	6,944	9,441	(2,497)			(2,497)		6,944		1,415	1,415			XXX	XXX
L02235-10-6..	ARDAGH METAL PACKAGING SA	03/24/2026	DIRECT	5,256,000	21,769	XXX	16,320	21,550	(5,229)			(5,229)		16,320		5,449	5,449	526		XXX	XXX
L6388F-11-0..	MILLICOM INTL CELLULAR SA	03/24/2026	DIRECT	335,000	25,050	XXX	16,848	18,572	(1,724)			(1,724)		16,848		8,202	8,202	251		XXX	XXX
L8681T-10-2..	SPOTIFY TECHNOLOGY SA	03/24/2026	DIRECT	112,000	54,493	XXX	71,682	65,040	6,643			6,643		71,682		(17,189)	(17,189)			XXX	XXX
V7780T-10-3..	ROYAL CARIBBEAN CRUISES LTD.	03/24/2026	DIRECT	314,000	86,280	XXX	103,133	55,784	10,337			10,337		103,133		(16,854)	(16,854)	200		XXX	XXX
5019999999	- Common Stocks - Industrial and Miscellaneous (Unaffiliated) - Publicly Traded				4,056,065	XXX	4,060,372	3,959,727	(190,932)	0	0	(190,932)	0	4,060,372	0	(4,307)	(4,307)	27,428		XXX	XXX
5989999997	- Common Stocks - Subtotals - Common Stocks - Part 4				4,056,065	XXX	4,060,372	3,959,727	(190,932)	0	0	(190,932)	0	4,060,372	0	(4,307)	(4,307)	27,428		XXX	XXX
5989999999	- Common Stocks - Subtotals - Common Stocks				4,056,065	XXX	4,060,372	3,959,727	(190,932)	0	0	(190,932)	0	4,060,372	0	(4,307)	(4,307)	27,428		XXX	XXX
5999999999	- Common Stocks - Subtotals - Preferred and Common Stocks				4,056,065	XXX	4,060,372	3,959,727	(190,932)	0	0	(190,932)	0	4,060,372	0	(4,307)	(4,307)	27,428		XXX	XXX
6009999999	Totals				7,300,072	XXX	7,284,069	7,188,793	(190,932)	654	0	(190,278)	0	7,295,847	0	4,232	4,232	64,074		XXX	XXX

EO5.5

Schedule DB - Part A - Section 1

**NONE**

Schedule DB - Part B - Section 1

**NONE**

Schedule DB - Part D - Section 1

**NONE**

Schedule DB - Part D - Section 2

**NONE**

Schedule DB - Part E

**NONE**

Schedule DL - Part 1

**NONE**

Schedule DL - Part 2

**NONE**



