



PROPERTY AND CASUALTY COMPANIES – ASSOCIATION EDITION

QUARTERLY STATEMENT
AS OF MARCH 31, 2026
OF THE CONDITION AND AFFAIRS OF THE
METROPOLITAN GENERAL INSURANCE COMPANY

NAIC Group Code 0241 (Current) 0241 (Prior) NAIC Company Code 39950 Employer's ID Number 22-2342710

Organized under the Laws of Rhode Island State of Domicile or Port of Entry Rhode Island
Country of Domicile United States of America
Incorporated/Organized 06/30/1980 Commenced Business 10/13/1981
Statutory Home Office 700 Quaker Lane (Street and Number) Warwick, RI 02886-6669 (City or Town, State and Zip Code)
Main Administrative Office 700 Quaker Lane (Street and Number) Warwick, RI 02886-6669 (City or Town, State and Zip Code) 401-827-2400 (Area Code) (Telephone Number)
Mail Address 18210 Crane Nest Drive, 3rd Floor (Street and Number or P.O. Box) Tampa, FL 33647 (City or Town, State and Zip Code)
Primary Location of Books and Records 700 Quaker Lane (Street and Number) Warwick, RI 02886-6669 (City or Town, State and Zip Code) 401-827-2400 (Area Code) (Telephone Number)
Internet Web Site Address www.metlife.com
Statutory Statement Contact Philippe Desilles (Name) 813-983-4100 (Area Code) (Telephone Number)
(E-mail Address) statereporting@metlife.com (E-mail Address) N/A (Fax Number)

OFFICERS

President INGRID ELIZABETH TOLENTINO Treasurer CHARLES PATRICK CONNERY
Vice President and Chief Financial Officer GARY PAUL GLACKEN Secretary MICHELE MARIE WEBER

OTHER

DAN PRICHARD ANTILLEY, JR Senior Vice President and Chief Information Security Officer CHAD MICHAEL FISHER # General Counsel CHARLES SHERIDAN SCULLY Executive Vice President & Executive Investment Officer
HEATHER CHRISTINA JANNARONE# Controller RICHARD ANDREW STEVENS Vice President

DIRECTORS OR TRUSTEES

GARY PAUL GLACKEN BRIAN JAMES JORGENSEN INGRID ELIZABETH TOLENTINO
JOHN CHRISTIAN PITTMAN#

State of Ohio } County of Cuyahoga } SS State of New York } County of New York } SS State of New Jersey } County of Somerset } SS

The officers of this reporting entity being duly sworn, each depose and say that they are the described officers of said reporting entity, and that on the reporting period stated above, all of the herein described assets were the absolute property of the said reporting entity, free and clear from any liens or claims thereon, except as herein stated, and that this statement, together with related exhibits, schedules and explanations therein contained, annexed or referred to, is a full and true statement of all the assets and liabilities and of the condition and affairs of the said reporting entity as of the reporting period stated above, and of its income and deductions there from for the period ended, and have been completed in accordance with the NAIC Quarterly Statement Instructions and Accounting Practices and Procedures manual except to the extent that; (1) state law may differ; or, (2) that state rules or regulations require differences in reporting not related to accounting practices and procedures, according to the best of their information, knowledge and belief, respectively. Furthermore, the scope of this attestation by the described officers also includes the related corresponding electronic filing with the NAIC, when required, that is an exact copy (except for formatting differences due to electronic filing) of the enclosed statement. The electronic filing may be requested by various regulators in lieu of or in addition to the enclosed statement.

Ingrid Elizabeth Tolentino
INGRID ELIZABETH TOLENTINO
President

Michele Marie Weber
MICHELE MARIE WEBER
Secretary

Gary Paul Glacken
GARY PAUL GLACKEN
Vice President and Chief Financial Officer

Subscribed and sworn to before me this
7 day of May, 2026.

Subscribed and sworn to before me this
16th day of April, 2026.

Subscribed and sworn to before me this
27th day of April, 2026.

Michelle Bazzichi
MICHELLE BAZZICHI
Notary Public
State of Ohio
My Comm. Expires
July 22, 2029

Maureen J. ...
Notary for Weber

Maria Turriziani
Notary for Glacken

MARISA LUSTHAUS
Notary Public - State of New York
No. 02LU0047566
Qualified in New York County
My Commission Expires Mar. 10, 2030.

a. this an MARIA TURRIZIANI No []
b. Notary Public, State of New Jersey
Date filed: 04/27/2026
Comm. # 30079352
My Commission Expires 3/23/2028

STATEMENT AS OF MARCH 31, 2026 OF THE METROPOLITAN GENERAL INSURANCE COMPANY

ASSETS

	Current Statement Date			4 December 31 Prior Year Net Admitted Assets
	1 Assets	2 Nonadmitted Assets	3 Net Admitted Assets (Cols. 1 - 2)	
1. Bonds	191,765,201		191,765,201	183,444,755
2. Stocks:				
2.1 Preferred stocks	1,750,000		1,750,000	1,750,000
2.2 Common stocks				
3. Mortgage loans on real estate:				
3.1 First liens				
3.2 Other than first liens.....				
4. Real estate:				
4.1 Properties occupied by the company (less \$ encumbrances)				
4.2 Properties held for the production of income (less \$ encumbrances)				
4.3 Properties held for sale (less \$ encumbrances)				
5. Cash (\$(728,099)), cash equivalents (\$ 21,463,681) and short-term investments (\$ 2,997,377)	23,732,959		23,732,959	25,673,764
6. Contract loans (including \$ premium notes)				
7. Derivatives				
8. Other invested assets				
9. Receivables for securities				28,988
10. Securities lending reinvested collateral assets				
11. Aggregate write-ins for invested assets				
12. Subtotals, cash and invested assets (Lines 1 to 11)	217,248,160		217,248,160	210,897,507
13. Title plants less \$ charged off (for Title insurers only)				
14. Investment income due and accrued	1,635,502		1,635,502	1,358,322
15. Premiums and considerations:				
15.1 Uncollected premiums and agents' balances in the course of collection	34,055,805	4,684,487	29,371,318	22,635,014
15.2 Deferred premiums, agents' balances and installments booked but deferred and not yet due (including \$ earned but unbilled premiums)	416,847,044		416,847,044	207,796,838
15.3 Accrued retrospective premiums (\$) and contracts subject to redetermination (\$)				
16. Reinsurance:				
16.1 Amounts recoverable from reinsurers				
16.2 Funds held by or deposited with reinsured companies				
16.3 Other amounts receivable under reinsurance contracts				
17. Amounts receivable relating to uninsured plans				
18.1 Current federal and foreign income tax recoverable and interest thereon				8,667,636
18.2 Net deferred tax asset	19,949,907	488,638	19,461,269	10,734,780
19. Guaranty funds receivable or on deposit	62,592		62,592	62,402
20. Electronic data processing equipment and software				
21. Furniture and equipment, including health care delivery assets (\$)				
22. Net adjustment in assets and liabilities due to foreign exchange rates				
23. Receivables from parent, subsidiaries and affiliates	13,788,441		13,788,441	7,933,819
24. Health care (\$) and other amounts receivable				
25. Aggregate write-ins for other than invested assets				
26. Total assets excluding Separate Accounts, Segregated Accounts and Protected Cell Accounts (Lines 12 to 25)	703,587,451	5,173,125	698,414,326	470,086,318
27. From Separate Accounts, Segregated Accounts and Protected Cell Accounts				
28. Total (Lines 26 and 27)	703,587,451	5,173,125	698,414,326	470,086,318
DETAILS OF WRITE-INS				
1101.				
1102.				
1103.				
1198. Summary of remaining write-ins for Line 11 from overflow page				
1199. Totals (Lines 1101 through 1103 plus 1198)(Line 11 above)				
2501.				
2502.				
2503.				
2598. Summary of remaining write-ins for Line 25 from overflow page				
2599. Totals (Lines 2501 through 2503 plus 2598)(Line 25 above)				

STATEMENT AS OF MARCH 31, 2026 OF THE METROPOLITAN GENERAL INSURANCE COMPANY

LIABILITIES, SURPLUS AND OTHER FUNDS

	1 Current Statement Date	2 December 31, Prior Year
1. Losses (current accident year \$ 24,654,801)	31,719,039	32,661,344
2. Reinsurance payable on paid losses and loss adjustment expenses		
3. Loss adjustment expenses		
4. Commissions payable, contingent commissions and other similar charges		
5. Other expenses (excluding taxes, licenses and fees)	201,672	213,224
6. Taxes, licenses and fees (excluding federal and foreign income taxes)	2,602,462	4,427,922
7.1 Current federal and foreign income taxes (including \$ 20,171 on realized capital gains (losses))	3,878,735	
7.2 Net deferred tax liability		
8. Borrowed money \$ and interest thereon \$		
9. Unearned premiums (after deducting unearned premiums for ceded reinsurance of \$ and including warranty reserves of \$ and accrued accident and health experience rating refunds including \$ for medical loss ratio rebate per the Public Health Service Act)	430,923,028	219,356,476
10. Advance premium		
11. Dividends declared and unpaid:		
11.1 Stockholders		
11.2 Policyholders		
12. Ceded reinsurance premiums payable (net of ceding commissions)		
13. Funds held by company under reinsurance treaties		
14. Amounts withheld or retained by company for account of others		
15. Remittances and items not allocated	1,157,971	863,146
16. Provision for reinsurance (including \$ certified)		
17. Net adjustments in assets and liabilities due to foreign exchange rates		
18. Drafts outstanding		
19. Payable to parent, subsidiaries and affiliates	13,928,124	11,398,420
20. Derivatives		
21. Payable for securities		
22. Payable for securities lending		
23. Liability for amounts held under uninsured plans		
24. Capital notes \$ and interest thereon \$		
25. Aggregate write-ins for liabilities		
26. Total liabilities excluding protected cell liabilities (Lines 1 through 25)	484,411,031	268,920,532
27. Protected cell liabilities		
28. Total liabilities (Lines 26 and 27)	484,411,031	268,920,532
29. Aggregate write-ins for special surplus funds		
30. Common capital stock	3,800,000	3,800,000
31. Preferred capital stock		
32. Aggregate write-ins for other than special surplus funds		
33. Surplus notes	152,248,226	152,248,226
34. Gross paid in and contributed surplus	22,573,499	22,573,499
35. Unassigned funds (surplus)	35,381,570	22,544,061
36. Less treasury stock, at cost:		
36.1 shares common (value included in Line 30 \$)		
36.2 shares preferred (value included in Line 31 \$)		
37. Surplus as regards policyholders (Lines 29 to 35, less 36)	214,003,295	201,165,786
38. Totals (Page 2, Line 28, Col. 3)	698,414,326	470,086,318
DETAILS OF WRITE-INS		
2501.		
2502.		
2503.		
2598. Summary of remaining write-ins for Line 25 from overflow page		
2599. Totals (Lines 2501 through 2503 plus 2598)(Line 25 above)		
2901.		
2902.		
2903.		
2998. Summary of remaining write-ins for Line 29 from overflow page		
2999. Totals (Lines 2901 through 2903 plus 2998)(Line 29 above)		
3201.		
3202.		
3203.		
3298. Summary of remaining write-ins for Line 32 from overflow page		
3299. Totals (Lines 3201 through 3203 plus 3298)(Line 32 above)		

STATEMENT AS OF MARCH 31, 2026 OF THE METROPOLITAN GENERAL INSURANCE COMPANY

STATEMENT OF INCOME

	1 Current Year to Date	2 Prior Year to Date	3 Prior Year Ended December 31
UNDERWRITING INCOME			
1. Premiums earned:			
1.1 Direct (written \$380,461,310)	168,900,191	135,554,723	584,171,140
1.2 Assumed (written \$7,245)	1,811	2,110	8,435
1.3 Ceded (written \$)			
1.4 Net (written \$380,468,555)	168,902,002	135,556,833	584,179,575
DEDUCTIONS:			
2. Losses incurred (current accident year \$102,603,431):			
2.1 Direct	100,703,969	92,255,078	399,992,563
2.2 Assumed	1,322		2,300
2.3 Ceded	(408,389)	(229,300)	(264,669)
2.4 Net	101,113,680	92,484,378	400,259,532
3. Loss adjustment expenses incurred	5,558,888	4,199,485	19,008,032
4. Other underwriting expenses incurred	51,491,077	47,988,784	184,765,571
5. Aggregate write-ins for underwriting deductions			
6. Total underwriting deductions (Lines 2 through 5)	158,163,645	144,672,647	604,033,135
7. Net income of protected cells			
8. Net underwriting gain (loss) (Line 1 minus Line 6 + Line 7)	10,738,357	(9,115,814)	(19,853,560)
INVESTMENT INCOME			
9. Net investment income earned	2,588,981	2,708,406	680,237
10. Net realized capital gains (losses) less capital gains tax of \$424	(1,583,809)	(1,183)	131,373
11. Net investment gain (loss) (Lines 9 + 10)	1,005,172	2,707,223	811,610
OTHER INCOME			
12. Net gain or (loss) from agents' or premium balances charged off (amount recovered \$ amount charged off \$)			
13. Finance and service charges not included in premiums	4,208,422	3,572,909	15,065,608
14. Aggregate write-ins for miscellaneous income		116	687
15. Total other income (Lines 12 through 14)	4,208,422	3,573,025	15,066,295
16. Net income before dividends to policyholders, after capital gains tax and before all other federal and foreign income taxes (Lines 8 + 11 + 15)	15,951,951	(2,835,566)	(3,975,655)
17. Dividends to policyholders			
18. Net income, after dividends to policyholders, after capital gains tax and before all other federal and foreign income taxes (Line 16 minus Line 17)	15,951,951	(2,835,566)	(3,975,655)
19. Federal and foreign income taxes incurred	12,545,947	8,080,420	1,395,805
20. Net income (Line 18 minus Line 19)(to Line 22)	3,406,004	(10,915,986)	(5,371,460)
CAPITAL AND SURPLUS ACCOUNT			
21. Surplus as regards policyholders, December 31 prior year	201,165,786	204,898,493	204,898,493
22. Net income (from Line 20)	3,406,004	(10,915,986)	(5,371,460)
23. Net transfers (to) from Protected Cell accounts			
24. Change in net unrealized capital gains (losses) less capital gains tax of \$			
25. Change in net unrealized foreign exchange capital gain (loss)			
26. Change in net deferred income tax	9,052,378	10,622,194	3,279,182
27. Change in nonadmitted assets	379,127	(9,204,879)	(4,677,196)
28. Change in provision for reinsurance			
29. Change in surplus notes			
30. Surplus (contributed to) withdrawn from protected cells			
31. Cumulative effect of changes in accounting principles			
32. Capital changes:			
32.1 Paid in			
32.2 Transferred from surplus (stock dividend)			
32.3 Transferred to surplus			
33. Surplus adjustments:			
33.1 Paid in			
33.2 Transferred to capital (stock dividend)			
33.3 Transferred from capital			
34. Net remittances from or (to) home office			
35. Dividends to stockholders			
36. Change in treasury stock			
37. Aggregate write-ins for gains and losses in surplus			3,036,767
38. Change in surplus as regards policyholders (Lines 22 through 37)	12,837,509	(9,498,671)	(3,732,707)
39. Surplus as regards policyholders, as of statement date (Lines 21 plus 38)	214,003,295	195,399,822	201,165,786
DETAILS OF WRITE-INS			
0501.			
0502.			
0503.			
0598. Summary of remaining write-ins for Line 5 from overflow page			
0599. Totals (Lines 0501 through 0503 plus 0598)(Line 5 above)			
1401. Interest on tax refund			687
1402. Miscellaneous		116	
1403.			
1498. Summary of remaining write-ins for Line 14 from overflow page			
1499. Totals (Lines 1401 through 1403 plus 1498)(Line 14 above)		116	687
3701. Prior period adjustment			3,036,767
3702.			
3703.			
3798. Summary of remaining write-ins for Line 37 from overflow page			
3799. Totals (Lines 3701 through 3703 plus 3798)(Line 37 above)			3,036,767

STATEMENT AS OF MARCH 31, 2026 OF THE METROPOLITAN GENERAL INSURANCE COMPANY

CASH FLOW

	1 Current Year To Date	2 Prior Year To Date	3 Prior Year Ended December 31
Cash from Operations			
1. Premiums collected net of reinsurance	165,387,059	133,732,203	582,804,562
2. Net investment income	2,273,384	2,491,637	519,468
3. Miscellaneous income	4,208,422	3,573,025	15,066,295
4. Total (Lines 1 to 3)	171,868,865	139,796,865	598,390,325
5. Benefit and loss related payments	102,055,985	89,220,877	400,712,874
6. Net transfers to Separate Accounts, Segregated Accounts and Protected Cell Accounts			
7. Commissions, expenses paid and aggregate write-ins for deductions	58,887,167	53,585,539	203,565,170
8. Dividends paid to policyholders			
9. Federal and foreign income taxes paid (recovered) net of \$ tax on capital gains (losses)			3,680,253
10. Total (Lines 5 through 9)	160,943,152	142,806,416	607,958,297
11. Net cash from operations (Line 4 minus Line 10)	10,925,713	(3,009,551)	(9,567,972)
Cash from Investments			
12. Proceeds from investments sold, matured or repaid:			
12.1 Bonds	8,984,845	6,643,692	44,342,934
12.2 Stocks			
12.3 Mortgage loans			
12.4 Real estate			
12.5 Other invested assets			
12.6 Net gains or (losses) on cash, cash equivalents and short-term investments	2,019	741	672
12.7 Miscellaneous proceeds	28,988		
12.8 Total investment proceeds (Lines 12.1 to 12.7)	9,015,852	6,644,433	44,343,606
13. Cost of investments acquired (long-term only):			
13.1 Bonds	18,852,277	5,759,811	54,199,122
13.2 Stocks			1,750,000
13.3 Mortgage loans			
13.4 Real estate			
13.5 Other invested assets			
13.6 Miscellaneous applications			28,988
13.7 Total investments acquired (Lines 13.1 to 13.6)	18,852,277	5,759,811	55,978,110
14. Net increase/(decrease) in contract loans and premium notes			
15. Net cash from investments (Line 12.8 minus Line 13.7 and Line 14)	(9,836,425)	884,622	(11,634,505)
Cash from Financing and Miscellaneous Sources			
16. Cash provided (applied):			
16.1 Surplus notes, capital notes			
16.2 Capital and paid in surplus, less treasury stock			
16.3 Borrowed funds			
16.4 Net deposits on deposit-type contracts and other insurance liabilities			
16.5 Dividends to stockholders			
16.6 Other cash provided (applied)	(3,030,093)	6,530,027	6,279,395
17. Net cash from financing and miscellaneous sources (Line 16.1 through Line 16.4 minus Line 16.5 plus Line 16.6)	(3,030,093)	6,530,027	6,279,395
RECONCILIATION OF CASH, CASH EQUIVALENTS AND SHORT-TERM INVESTMENTS			
18. Net change in cash, cash equivalents and short-term investments (Line 11, plus Lines 15 and 17)	(1,940,805)	4,405,098	(14,923,081)
19. Cash, cash equivalents and short-term investments:			
19.1 Beginning of year	25,673,764	40,596,845	40,596,845
19.2 End of period (Line 18 plus Line 19.1)	23,732,959	45,001,943	25,673,764

Note: Supplemental disclosures of cash flow information for non-cash transactions:

20.0001. Capitalized interest on bonds			52,387
----------------------------------------------	--	--	--------

NOTES TO THE FINANCIAL STATEMENTS

(Dollar amounts in whole dollars except for per share, number of shares/securities and percentages data)

Listing of Defined Terms

ABS	Asset-Backed Securities
CAMT	A 15-percent book minimum tax or Corporate Alternative Minimum Tax
Code	Rhode Island Insurance Code
Company	Metropolitan General Insurance Company
CMBS	Commercial mortgage-backed securities
Current Year	March 31, 2026
Department	Rhode Island Department of Business Regulation, Insurance Division
Domiciliary State	State of Rhode Island
Domiciliary State SAP	NAIC SAP as modified by the Department
DTAs	Deferred Tax Assets
DTLs	Deferred Tax Liabilities
FHLB	Federal Home Loan Bank of New York
ICO	Issuer Credit Obligations
NAIC	National Association of Insurance Commissioners
NAIC SAP	NAIC Statutory Accounting Principles
NAV	Net asset value
OTTI	Other-than-temporary impairments
Prior Year	December 31, 2025
RBC	Risk-based capital
RMBS	Residential mortgage-backed securities
SSAP	Statement of Statutory Accounting Principles
SVO	Securities Valuation Office
U.S.	United States of America

Defined Entities

MetLife	MetLife, Inc.
---------	---------------

Defined SSAPs

<i>SSAP 101</i>	<i>SSAP No. 101, Income Taxes</i>
-----------------	-----------------------------------

NOTES TO THE FINANCIAL STATEMENTS

(Dollar amounts in whole dollars except for per share, number of shares/securities and percentages data)

1. Summary of Significant Accounting Policies and Going Concern**A. Accounting Practices**

The accompanying financial statements of the Company have been prepared on the basis of the Domiciliary State SAP as prescribed or permitted by the Department.

The Department recognizes only statutory accounting practices prescribed or permitted by the Domiciliary State in determining and reporting the financial condition and results of operations of an insurance company, in determining its solvency under the Code. In 2001, NAIC SAP was adopted as the basis of Domiciliary State SAP.

The Department has adopted certain prescribed accounting practices that differ from those found in NAIC SAP, none of which affect the financial statements of the Company. A reconciliation of the Company's net income (loss) and capital and surplus between Domiciliary State SAP and NAIC SAP is as follows:

	<u>SSAP Number</u>	<u>Financial Statement Page</u>	<u>Financial Statement Line Number</u>	<u>For the Three Months Ended March 31, 2026</u>	<u>For the Year Ended December 31, 2025</u>
(1) Net income (loss), Domiciliary State SAP				\$ 3,406,004	\$ (5,371,460)
(2) State prescribed practices: NONE				—	—
(3) State permitted practices: NONE				—	—
(4) Net income, NAIC SAP (1-2-3=4)				<u>\$ 3,406,004</u>	<u>\$ (5,371,460)</u>
				March 31, 2026	December 31, 2025
(5) Statutory capital and surplus, Domiciliary State SAP				\$ 214,003,295	\$ 201,165,786
(6) State prescribed practices: NONE				—	—
(7) State permitted practices: NONE				—	—
(8) Statutory capital and surplus, NAIC SAP (5-6-7=8)				<u>\$ 214,003,295</u>	<u>\$ 201,165,786</u>

B. No significant change.**C. Accounting Policy**

(1) No significant change.

(2) The Company did not sell and reacquire any NAIC SVO Identified Funds.

(3 - 5) No significant change.

(6) ABS, included in bonds, are generally stated at amortized cost using the scientific method unless they have a NAIC rating designation of 3, 4, 5, or 6, which are stated at the lower of amortized cost or fair value. Amortization of the discount or premium from the purchase of these securities considers the estimated timing and amount of prepayments of the underlying assets. Actual prepayment experience is periodically reviewed and effective yields are recalculated when differences arise between the prepayments originally anticipated and the actual prepayments received and currently anticipated. For credit-sensitive ABS and certain prepayment-sensitive bonds (e.g., interest-only securities), the effective yield is recalculated on a prospective basis. For all other ABS, the effective yield is recalculated on a retrospective basis.

For certain RMBS and CMBS, both an initial and final NAIC designation is determined on a security-by-security basis based on a range of values published by the NAIC. The initial designation is used to determine the carrying value of the RMBS or CMBS. RMBS and CMBS with initial designations of 1 or 2 are stated at amortized cost, while RMBS and CMBS with initial designations of 3, 4, 5 or 6 are stated at the lower of amortized cost or fair value. The final designation calculation compares this carrying value with a range of values, resulting in a final NAIC designation reported herein, which is used for all other accounting and reporting purposes.

(7-14) No significant change.

D. Going Concern

Management does not have any substantial doubt about the Company's ability to continue as a going concern.

2. Accounting Changes and Corrections of Errors

No significant change.

3. Business Combinations and Goodwill

No significant change.

4. Discontinued Operations

No significant change.

NOTES TO THE FINANCIAL STATEMENTS

(Dollar amounts in whole dollars except for per share, number of shares/securities and percentages data)

5. Investments

A-C. No significant change.

D. Asset-Backed Securities

- (1) Prepayment assumptions were obtained from published broker dealer values and internal estimates.
- (2) The Company did not recognize any OTTI on the basis of the intent to sell or the inability or lack of intent to retain the investment in the security for a period of time sufficient to recover the amortized cost basis during the three months ended March 31, 2026.
- (3) As of March 31, 2026, the Company has not recognized any OTTI on its ABS based on cash flow analysis.
- (4) At March 31, 2026, the estimated fair value and gross unrealized losses for ABS, aggregated by length of time the securities have been in a continuous loss position were as follows:

a. The aggregate amount of unrealized losses:

1. Less than 12 Months	\$ 177,347
2. 12 Months or Longer	\$ 630,855

b. The aggregate related fair value of securities with unrealized losses:

1. Less than 12 Months	\$ 27,106,912
2. 12 Months or Longer	\$ 6,903,969

- (5) The Company performs a regular evaluation, on a security-by-security basis, of its securities holdings in accordance with its OTTI policy in order to evaluate whether such investments are other than temporarily impaired. Management considers a wide range of factors about the security issuer and uses its best judgment in evaluating the cause of the decline in the estimated fair value of the security and in assessing the prospects for near-term recovery. Factors considered include fundamentals of the industry and geographic area in which the security issuer operates, as well as overall macroeconomic conditions. Projected future cash flows are estimated using assumptions derived from management's best estimates of likely scenario-based outcomes after giving consideration to a variety of variables that include, but are not limited to: (i) general payment terms of the security; (ii) the likelihood that the issuer can service the scheduled interest and principal payments; (iii) the quality and amount of any credit enhancements; (iv) the security's position within the capital structure of the issuer; (v) possible corporate restructurings or asset sales by the issuer; and (vi) changes to the rating of the security or the issuer by rating agencies. Additional considerations are made when assessing the unique features that apply to certain ABS including, but are not limited to: (i) the quality of underlying collateral; (ii) expected prepayment speeds; (iii) current and forecasted loss severity; (iv) consideration of the payment terms of the underlying assets backing the security; and (v) the payment priority within the tranche structure of the security. For ABS in an unrealized loss position as summarized in the immediately preceding table, the Company does not have the intent to sell the securities, believes it has the intent and ability to retain the security for a period of time sufficient to recover the carrying value of the security and based on the cash flow modeling and other considerations as described above, believes these securities are not other than temporarily impaired.

E. Dollar Repurchase Agreements and/or Securities Lending Transactions

The Company did not have any dollar repurchase agreements or securities lending transactions in 2026 .

F. Repurchase Agreements Transactions Accounted for as Secured Borrowing

The Company did not have any repurchase agreements transactions accounted for as secured borrowing in 2026.

G. Reverse Repurchase Agreements Transactions Accounted for as Secured Borrowing

The Company did not have any reverse repurchase agreements transactions accounted for as secured borrowings as of March 31, 2026.

H. Repurchase Agreements Transactions Accounted for as a Sale

The Company did not have any repurchase agreements transactions accounted for as a sale in 2026.

I. Reverse Repurchase Agreements Transactions Accounted for as a Sale

The Company did not have any reverse repurchase agreements transactions accounted for as a sale in 2026.

NOTES TO THE FINANCIAL STATEMENTS

(Dollar amounts in whole dollars except for per share, number of shares/securities and percentages data)

J-K. No significant change.

L. Restricted Assets

(1) Restricted Assets (Including Pledged)

Information on the Company's investment in restricted assets was as follows:

Description of Assets	Gross (Admitted & Nonadmitted) Restricted						
	Current Year					6	7
	1	2	3	4	5		
	Total General Account	General Account Supporting Protected Cell Account Activity ^(a)	Total Protected Cell Account Restricted Assets	Protected Cell Account Supporting General Account Activity ^(b)	Total (1 plus 3)	Total From Prior Year	Increase/ (Decrease) (5 minus 6)
a. Subject to contractual obligation for which liability is not shown	\$ —	\$ —	\$ —	\$ —	\$ —	\$ —	\$ —
b. Collateral held under security lending agreements	—	—	—	—	—	—	—
c. Subject to repurchase agreements	—	—	—	—	—	—	—
d. Subject to reverse repurchase agreements	—	—	—	—	—	—	—
e. Subject to dollar repurchase agreements	—	—	—	—	—	—	—
f. Subject to dollar reverse repurchase agreements	—	—	—	—	—	—	—
g. Placed under option contracts	—	—	—	—	—	—	—
h. Letter stock or securities restricted as to sale - excluding FHLB capital stock	—	—	—	—	—	—	—
i. FHLB capital stock	—	—	—	—	—	—	—
j. On deposit with states	4,637,547	—	—	—	4,637,547	4,638,787	(1,240)
k. On deposit with other regulatory bodies	—	—	—	—	—	—	—
l. Pledged collateral to FHLB (including assets backing funding agreements)	—	—	—	—	—	—	—
m. Pledged as collateral not captured in other categories	—	—	—	—	—	—	—
n. Other restricted assets	—	—	—	—	—	—	—
o. Collateral assets received and on balance sheet	—	—	—	—	—	—	—
p. Assets held under modco reinsurance agreements	—	—	—	—	—	—	—
q. Assets held under funds withheld reinsurance agreements	—	—	—	—	—	—	—
r. Total restricted assets (Sum of a through q)	<u>\$ 4,637,547</u>	<u>\$ —</u>	<u>\$ —</u>	<u>\$ —</u>	<u>\$4,637,547</u>	<u>\$ 4,638,787</u>	<u>\$ (1,240)</u>

Description of Assets	Current Year						
	8	9	Percentage		12	13	14
	Total Non Admitted Restricted	Total Admitted Restricted (5 minus 8)	Gross (Admitted & NonAdmitted) Restricted to Total Assets ^(c)	Admitted Restricted to Total Admitted Assets ^(d)	Amount Reported in GI	Difference from Note and GI	Annual GI Ref
a. Subject to contractual obligation for which liability is not shown	\$ —	\$ —	— %	— %	XXX	XXX	XXX
b. Collateral held under security lending agreements	—	—	— %	— %	XXX	XXX	25.04 + 25.05
c. Subject to repurchase agreements	—	—	— %	— %	XXX	XXX	26.21
d. Subject to reverse repurchase agreements	—	—	— %	— %	XXX	XXX	26.22
e. Subject to dollar repurchase agreements	—	—	— %	— %	XXX	XXX	26.23
f. Subject to dollar reverse repurchase agreements	—	—	— %	— %	XXX	XXX	26.24
g. Placed under option contracts	—	—	— %	— %	XXX	XXX	26.25
h. Letter stock or securities restricted as to sale - excluding FHLB capital stock	—	—	— %	— %	XXX	XXX	26.26
i. FHLB capital stock	—	—	— %	— %	XXX	XXX	26.27
j. On deposit with states	—	4,637,547	0.66 %	0.66 %	XXX	XXX	26.28
k. On deposit with other regulatory bodies	—	—	— %	— %	XXX	XXX	26.29
l. Pledged collateral to FHLB (including assets backing funding agreements)	—	—	— %	— %	XXX	XXX	26.31
m. Pledged as collateral not captured in other categories	—	—	— %	— %	XXX	XXX	26.30
n. Other restricted assets	—	—	— %	— %	XXX	XXX	26.32
o. Collateral assets received and on balance sheet	—	—	— %	— %	XXX	XXX	XXX
p. Assets held under modco reinsurance agreements	—	—	— %	— %	XXX	XXX	XXX
q. Assets held under funds withheld reinsurance agreements	—	—	— %	— %	XXX	XXX	XXX
r. Total restricted assets (Sum of a through q)	<u>\$ —</u>	<u>\$ 4,637,547</u>	<u>0.66 %</u>	<u>0.66 %</u>	<u>XXX</u>	<u>XXX</u>	<u>XXX</u>

(a) Subset of column 1.

(b) Subset of column 3.

(c) Column 5 divided by Asset Page, column 1, line 28

(d) Column 9 divided by Asset Page, column 3, line 28

(2-3) The Company did not have any assets pledged as collateral, not captured in other categories, or any other restricted assets in 2026 and 2025.

(4) The Company did not have any collateral received or assets held under MODCO/FWH reinsurance agreements reflected as assets in 2026 and 2025.

NOTES TO THE FINANCIAL STATEMENTS

(Dollar amounts in whole dollars except for per share, number of shares/securities and percentages data)

- (5) The Company has not pledged any assets held as collateral or under MODCO or FWH reinsurance agreements for another purpose specific to the insurance reporting entity (not for the benefit of the reinsurer).

M. Working Capital Finance Investments

The Company had no working capital finance investments in 2026.

N. Offsetting and Netting of Assets and Liabilities

The Company had no assets and liabilities which are offset and reported net in accordance with a valid right to offset.

O-Q. No significant change.

R. Reporting Entity's Share of Cash Pool by Asset Type

The Company did not invest in cash pools during the three months ended March 31, 2026.

6. *Joint Ventures, Partnerships and Limited Liability Companies*

No significant change.

7. *Investment Income*

A-E. No significant change.

8. *Derivative Instruments*

The Company did not utilize derivative instruments in 2026 and 2025.

NOTES TO THE FINANCIAL STATEMENTS

(Dollar amounts in whole dollars except for per share, number of shares/securities and percentages data)

9. Income Taxes

The MetLife consolidated U.S. federal tax return filing group, of which the Company is a member, meets the average “adjusted financial statement income” threshold and is required to perform CAMT calculations in 2026. The Company, which is included in a consolidated tax return, is an applicable reporting entity, which is consistent with SSAP 101. The Company has determined that it does not expect to be liable for CAMT in the current period and does not recognize any CAMT credit DTAs.

A. The components of net DTAs and DTLs consisted of the following:

		March 31, 2026		
		Ordinary	Capital	Total
1a	Gross DTAs	\$ 19,949,908	\$ —	\$ 19,949,908
1b	Statutory valuation allowance adjustments	—	—	—
1c	Adjusted gross DTAs	19,949,908	—	19,949,908
1d	DTAs nonadmitted	488,638	—	488,638
1e	Subtotal net admitted DTAs	19,461,270	—	19,461,270
1f	DTLs	—	—	—
1g	Net admitted DTAs/(Net DTLs)	<u>\$ 19,461,270</u>	<u>\$ —</u>	<u>\$ 19,461,270</u>
		December 31, 2025		
		Ordinary	Capital	Total
1a	Gross DTAs	\$ 10,897,529	\$ —	\$ 10,897,529
1b	Statutory valuation allowance adjustments	—	—	—
1c	Adjusted gross DTAs	10,897,529	—	10,897,529
1d	DTAs nonadmitted	162,749	—	162,749
1e	Subtotal net admitted DTAs	10,734,780	—	10,734,780
1f	DTLs	—	—	—
1g	Net admitted DTAs/(Net DTLs)	<u>\$ 10,734,780</u>	<u>\$ —</u>	<u>\$ 10,734,780</u>
		Change		
		Ordinary	Capital	Total
1a	Gross DTAs	\$ 9,052,379	\$ —	\$ 9,052,379
1b	Statutory valuation allowance adjustments	—	—	—
1c	Adjusted gross DTAs	9,052,379	—	9,052,379
1d	DTAs nonadmitted	325,889	—	325,889
1e	Subtotal net admitted DTAs	8,726,490	—	8,726,490
1f	DTLs	—	—	—
1g	Net admitted DTAs/(Net DTLs)	<u>\$ 8,726,490</u>	<u>\$ —</u>	<u>\$ 8,726,490</u>

NOTES TO THE FINANCIAL STATEMENTS

(Dollar amounts in whole dollars except for per share, number of shares/securities and percentages data)

Admission calculation components - SSAP 101:

		March 31, 2026		
		Ordinary	Capital	Total
2a	Federal income taxes paid in prior years recoverable through loss carrybacks	\$ 12,974,180	\$ —	\$ 12,974,180
2b	Adjusted gross DTAs expected to be realized (excluding the amount of DTAs from above) after application of the threshold limitation (the lesser of 1 and 2 below)	6,487,090	—	6,487,090
	1. Adjusted gross DTAs expected to be realized following the balance sheet date	6,487,090	—	6,487,090
	2. Adjusted gross DTAs allowed per limitation threshold	XXX	XXX	29,181,304
2c	Adjusted gross DTAs (excluding the amount of DTAs from above) offset by gross DTLs	—	—	—
2d	DTAs admitted as the result of application of SSAP 101 total	<u>\$ 19,461,270</u>	<u>\$ —</u>	<u>\$ 19,461,270</u>
		December 31, 2025		
		Ordinary	Capital	Total
2a	Federal income taxes paid in prior years recoverable through loss carrybacks	\$ 6,243,167	\$ —	\$ 6,243,167
2b	Adjusted gross DTAs expected to be realized (excluding the amount of DTAs from above) after application of the threshold limitation (the lesser of 1 and 2 below)	4,491,613	—	4,491,613
	1. Adjusted gross DTAs expected to be realized following the balance sheet date	4,491,613	—	4,491,613
	2. Adjusted gross DTAs allowed per limitation threshold	XXX	XXX	28,564,651
2c	Adjusted gross DTAs (excluding the amount of DTAs from above) offset by gross DTLs	—	—	—
2d	DTAs admitted as the result of application of SSAP 101 total	<u>\$ 10,734,780</u>	<u>\$ —</u>	<u>\$ 10,734,780</u>
		Change		
		Ordinary	Capital	Total
2a	Federal income taxes paid in prior years recoverable through loss carrybacks	\$ 6,731,013	\$ —	\$ 6,731,013
2b	Adjusted gross DTAs expected to be realized (excluding the amount of DTAs from above) after application of the threshold limitation (the lesser of 1 and 2 below)	1,995,477	—	1,995,477
	1. Adjusted gross DTAs expected to be realized following the balance sheet date	1,995,477	—	1,995,477
	2. Adjusted gross DTAs allowed per limitation threshold	XXX	XXX	616,653
2c	Adjusted gross DTAs (excluding the amount of DTAs from above) offset by gross DTLs	—	—	—
2d	DTAs admitted as the result of application of SSAP 101 total	<u>\$ 8,726,490</u>	<u>\$ —</u>	<u>\$ 8,726,490</u>

		March 31, 2026	December 31, 2025
3a	RBC percentage used to determine recovery period and threshold limitation amount	428 %	419 %
3b	Amount of total adjusted capital used to determine recovery period and threshold limitation	\$ 194,542,026	\$ 190,431,006

Management believes the Company will be able to utilize the DTAs in the future without any tax planning strategies.

Do the Company's tax-planning strategies include the use of reinsurance? No

B. No significant change.

C. Current income taxes incurred consisted of the following major components:

		March 31, 2026	December 31, 2025	Change
Current income tax:				
1a	Federal	\$ 12,545,947	\$ 1,395,805	\$ 11,150,142
1b	Foreign	—	—	—
1c	Subtotal (1a +1b)	12,545,947	1,395,805	11,150,142
1d	Federal income tax on net capital gains/(losses)	423	34,922	(34,499)
1e	Utilization of capital loss carryforwards	—	—	—
1f	Other	—	—	—
1g	Federal and foreign income taxes incurred (1c +1d +1e +1f)	<u>\$ 12,546,370</u>	<u>\$ 1,430,727</u>	<u>\$ 11,115,643</u>

NOTES TO THE FINANCIAL STATEMENTS

(Dollar amounts in whole dollars except for per share, number of shares/securities and percentages data)

The changes in the main components of deferred income tax amounts were as follows:

	<u>March 31, 2026</u>	<u>December 31, 2025</u>	<u>Change</u>
DTAs:			
Ordinary:			
2a1	\$ 378,760	\$ 390,012	\$ (11,252)
2a2	18,098,768	9,212,973	8,885,795
2a3	—	—	—
2a4	488,638	162,749	325,889
2a5	—	—	—
2a6	—	—	—
2a7	—	—	—
2a8	—	—	—
2a9	—	—	—
2a10	983,742	—	983,742
2a11	—	—	—
2a12	—	—	—
2a13	—	1,131,795	(1,131,795)
2a99	19,949,908	10,897,529	9,052,379
2b	—	—	—
2c	488,638	162,749	325,889
2d	19,461,270	10,734,780	8,726,490
Capital:			
2e1	—	—	—
2e2	—	—	—
2e3	—	—	—
2e4	—	—	—
2e99	—	—	—
2f	—	—	—
2g	—	—	—
2h	—	—	—
2i	\$ 19,461,270	\$ 10,734,780	\$ 8,726,490
DTLs:			
Ordinary:			
3a1	\$ —	\$ —	\$ —
3a2	—	—	—
3a3	—	—	—
3a4	—	—	—
3a5	—	—	—
3a99	—	—	—
Capital			
3b1	—	—	—
3b2	—	—	—
3b3	—	—	—
3b99	—	—	—
3c	\$ —	\$ —	\$ —
4	\$ 19,461,270	\$ 10,734,780	\$ 8,726,490
Change in nonadmitted DTAs			325,889
Tax effect of unrealized gains (losses)			—
Change in net DTAs			<u>\$ 9,052,379</u>

NOTES TO THE FINANCIAL STATEMENTS

(Dollar amounts in whole dollars except for per share, number of shares/securities and percentages data)

- D. The provision for federal and foreign income taxes incurred is different from that which would be obtained by applying the statutory federal income tax rate to net gain (loss) from operations after dividends to policyholders and before federal income tax. The significant items causing the difference were as follows:

	<u>March 31, 2026</u>
Net gain (loss) from operations after dividends to policyholders and before Federal income tax @ 21%	\$ 3,682,510
Net realized capital gains (losses) @ 21%	(332,511)
Tax effect of:	
Change in nonadmitted assets	148,053
Nontaxable or nondeductible items	(4,061)
Prior period adjustments in surplus	—
Total statutory income taxes (benefit)	<u>\$ 3,493,991</u>
Federal and foreign income taxes incurred including tax on realized capital gains	\$ 12,546,370
Change in net DTAs	(9,052,379)
Prior period adjustments in surplus	—
Total statutory income taxes (benefit)	<u>\$ 3,493,991</u>

E-I. No significant change.

10. Information Concerning Parents, Subsidiaries, Affiliates and Other Related Parties

A-C. No significant change.

- D. The Company has receivables and payables with affiliates for services necessary to conduct its business. Receivables expected to be settled within 90 days are admitted. Receivables from affiliates, totaled \$13,788,441 and \$7,933,819 at March 31, 2026 and December 31, 2025, respectively. Payables to affiliates totaled \$13,928,124 and \$11,398,420 March 31, 2026 and December 31, 2025, respectively.

E-O. No significant change.

11. Debt

A. No significant change.

B. The Company has not issued any debt to the FHLB.

12. Retirement Plans, Deferred Compensation, Postemployment Benefits and Compensated Absences and Other Postretirement Benefit Plans

As of March 31, 2026, the Company did not sponsor any retirement plans, deferred compensation, postemployment benefits and compensated absences and other postretirement plans.

13. Capital and Surplus, Shareholder's Dividend Restrictions and Quasi Reorganizations

No significant change.

NOTES TO THE FINANCIAL STATEMENTS

(Dollar amounts in whole dollars except for per share, number of shares/securities and percentages data)

14. Liabilities, Contingencies and Assessments

A - F. No significant change.

G. All Other Contingencies

Uncollectible Premium Receivables

The Company had admitted assets of \$29,371,318 and \$22,635,014 at March 31, 2026 and December 31, 2025, respectively, in receivables for uninsured plans and uncollected premiums and agents' balances in the course of collection. The Company routinely assesses the ability to collect these receivables. Based upon Company experience, the amount of premiums and other accounts receivable that may become uncollectible and result in a potential loss is not material to the Company's financial condition.

Litigation

Various litigation, claims and assessments against the Company, in addition to those otherwise provided for in the Company's financial statements, have arisen in the course of the Company's business. Further, state insurance regulatory and other federal and state authorities regularly make inquiries and conduct investigations concerning the Company's compliance with applicable insurance and other laws and regulations.

On a quarterly and annual basis, management reviews relevant information with respect to liabilities for litigation, regulatory investigations and litigation-related contingencies to be reflected in the Company's financial statements. Liabilities are established when it is probable that a loss has been incurred and the amount of the loss can be reasonably estimated.

15. Leases

No significant change.

16. Information about Financial Instruments with Off-Balance Sheet Risk and Financial Instruments with Concentrations of Credit Risk

No significant change.

17. Sale, Transfer and Servicing of Financial Assets and Extinguishments of Liabilities

A. Transfers of Receivables Reported as Sales

No significant change.

B. Transfer and Servicing of Financial Assets

The Company did not participate in the transfer or servicing of financial assets during 2026.

C. Wash Sales

(1) In the course of the Company's asset management, securities are not sold and reacquired within 30 days of the sale date to enhance the Company's yield on its investment portfolio. There may be occasional isolated incidents where wash sales occur.

(2) The Company had no wash sales with an NAIC designation 3 or below or unrated securities during the three months ended March 31, 2026.

18. Gain or Loss to the Reporting Entity from Uninsured Plans and the Uninsured Portion of Partially Insured Plans

No significant change.

19. Direct Premium Written/Produced by Managing General Agents/Third-Party Administrators

No significant change.

20. Fair Value Measurement

A. Fair Value Hierarchy

(1) Assets and Liabilities Measured and Reported at Estimated Fair Value at Reporting Date

Hierarchy Table

The following table provides information about financial assets and liabilities measured and reported at estimated fair value or NAV at:

NOTES TO THE FINANCIAL STATEMENTS

(Dollar amounts in whole dollars except for per share, number of shares/securities and percentages data)

	March 31, 2026				
	Fair Value Measurements at Reporting Date Using				
	Level 1	Level 2	Level 3	NAV	Total
Assets					
Bonds:					
ICO	\$ —	\$ 2,637,500	\$ —	\$ —	\$ 2,637,500
Total bonds	—	2,637,500	—	—	2,637,500
Total assets	—	2,637,500	—	—	2,637,500

(2) Assets and Liabilities Measured and Reported at Estimated Fair Value at Reporting Date

Rollforward Table - Level 3 Assets and Liabilities

There are no assets and liabilities measured and reported at estimated fair value using significant unobservable (Level 3) inputs for the quarter ended March 31, 2026.

(3) Assets and Liabilities Measured and Reported at Estimated Fair Value at Reporting Date

Valuation Techniques and Inputs for Level 2 and Level 3 Assets and Liabilities by Major Classes of Assets and Liabilities:

When developing estimated fair values, the Company considers two broad valuation techniques: (i) the market approach and (ii) the income approach. The Company determines the most appropriate valuation technique to use, given what is being measured and the availability of sufficient inputs, giving priority to observable inputs.

The Company categorizes its financial assets and liabilities into a three-level hierarchy, based on the significant input with the lowest level in their valuation. The input levels are as follows. Level 1 - Unadjusted quoted prices in active markets for identical assets or liabilities. The size of the bid/ask spread is used as an indicator of market activity for bonds. Level 2 - Quoted prices in markets that are not active or inputs that are observable either directly or indirectly. These inputs can include quoted prices for similar but not identical assets or liabilities other than quoted prices in Level 1, quoted prices in markets that are not active, or other significant inputs that are observable or can be derived principally from or corroborated by observable market data for substantially the full term of the assets or liabilities. Level 3 - Unobservable inputs that are supported by little or no market activity and are significant to the determination of estimated fair value of the assets and liabilities. Unobservable inputs reflect the reporting entity's own assumptions about the assumptions that market participants would use in pricing the asset or liability.

In general, investments classified within Level 3 use many of the same valuation techniques and inputs as described in the Level 2 discussions. However, if key inputs are unobservable, or if the investments are less liquid and there is very limited trading activity, the investments are generally classified as Level 3. The use of independent non-binding broker quotations to value investments generally indicates there is a lack of liquidity or the general lack of transparency in the process to develop the valuation estimates generally causing such investments to be classified in Level 3.

The valuation of most instruments listed below are determined using independent pricing sources, matrix pricing, discounted cash flow methodologies or other similar techniques that use either observable market inputs or unobservable inputs.

Instrument	Level 2 Observable Inputs	Level 3 Unobservable Inputs
Bonds		
ICO		
	Valuation Techniques: Principally the market and income approaches. Key Inputs: <ul style="list-style-type: none"> • quoted prices in markets that are not active • benchmark U. S. Treasury yield or other yields • the spread off benchmark yields or U.S. Treasury yield curve for the identical security • issuer ratings and issuer spreads; broker-dealer quotes • comparable securities that are actively traded; duration • Privately-placed securities are valued using the additional key inputs: <ul style="list-style-type: none"> • market yield curve; call provisions • observable prices and spreads for similar public or private securities that incorporate the credit quality and industry sector of the issuer • delta spread adjustments to reflect specific credit-related issues 	<ul style="list-style-type: none"> • not applicable

B. The Company provides additional fair value information in Note 5.

C. Estimated Fair Value of All Financial Instruments

Information related to the aggregate fair value of financial instruments is shown below at:

NOTES TO THE FINANCIAL STATEMENTS

(Dollar amounts in whole dollars except for per share, number of shares/securities and percentages data)

March 31, 2026							
	Aggregate Fair Value	Admitted Value	Level 1	Level 2	Level 3	NAV	Not Practicable (Carrying Value)
Assets							
Bonds - ICO	\$ 85,319,265	\$ 85,403,473	\$ 5,227,933	\$ 80,091,332	\$ —	\$ —	\$ —
Bonds - ABS	106,725,733	106,361,729	—	103,676,088	3,049,645	—	—
Preferred stocks	1,727,872	1,750,000	—	1,727,872	—	—	—
Cash, cash equivalents and short-term investments	23,735,393	23,732,959	20,739,418	2,995,975	—	—	—
Investment income due and accrued	1,635,502	1,635,502	—	1,635,502	—	—	—
Total assets	<u>\$ 217,415,893</u>	<u>\$ 217,133,663</u>	<u>\$ 25,967,351</u>	<u>\$ 188,398,897</u>	<u>\$ 3,049,645</u>	<u>\$ —</u>	<u>\$ —</u>
December 31, 2025							
	Aggregate Fair Value	Admitted Value	Level 1	Level 2	Level 3	NAV	Not Practicable (Carrying Value)
Assets							
Bonds - ICO	\$ 82,019,711	\$ 82,559,783	\$ 5,283,848	\$ 76,735,863	\$ —	\$ —	\$ —
Bonds - ABS	120,064,228	100,884,972	—	120,064,228	—	—	—
Preferred stocks	1,745,978	1,750,000	—	1,745,978	—	—	—
Cash, cash equivalents and short-term investments	25,683,764	25,673,764	22,691,998	2,991,766	—	—	—
Investment income due and accrued	1,358,322	1,358,322	—	1,358,322	—	—	—
Total assets	<u>\$ 230,872,003</u>	<u>\$ 212,226,841</u>	<u>\$ 27,975,846</u>	<u>\$ 202,896,157</u>	<u>\$ —</u>	<u>\$ —</u>	<u>\$ —</u>

Assets and Liabilities

The methods and significant assumptions used to estimate the fair value of all admitted financial instruments are presented below.

The Company defines fair value as the price that would be received to sell an asset or paid to transfer a liability (an exit price) in the principal or most advantageous market for the asset or liability in an orderly transaction between market participants on the measurement date. In most cases, the exit price and the transaction (or entry) price will be the same at initial recognition.

Bonds, Stocks, Cash, Cash Equivalents and Short-term Investments

When available, the estimated fair value for bonds, including ABS, unaffiliated preferred stocks, cash equivalents, and short-term investments, are based on quoted prices in active markets that are readily and regularly obtainable. Generally, these investments are classified in Level 1, are the most liquid of the Company's securities holdings and valuation of these securities does not involve management's judgment.

When quoted prices in active markets are not available, the determination of estimated fair value is based on market standard valuation methodologies, giving priority to observable inputs. The significant inputs to the market standard valuation methodologies for certain types of securities with reasonable levels of price transparency are inputs that are observable in the market or can be derived principally from or corroborated by observable market data. Generally, these investments are classified in Level 2.

When observable inputs are not available, the market standard valuation methodologies rely on inputs that are significant to the estimated fair value that are not observable in the market or cannot be derived principally from or corroborated by observable market data. These unobservable inputs can be based in large part on management's judgment or estimation, and cannot be supported by reference to market activity. Even though these inputs are unobservable, management believes they are consistent with what other market participants would use when pricing such securities and are considered appropriate given the circumstances. Generally, these investments are classified in Level 3.

The use of different methodologies, assumptions and inputs may have a material effect on the estimated fair values of the Company's securities holdings.

The estimated fair value for cash approximates carrying value and is classified as Level 1 given the nature of cash.

Investment Income Due and Accrued

Due to the short-term nature of investment income due and accrued, the Company believes there is minimal risk of material changes in interest rates or the credit of the issuer such that estimated fair value approximates carrying value. These amounts are generally classified as Level 2.

- D. At March 31, 2026, the Company had no investments where it was not practicable to estimate fair value.
- E. The Company did not have any investments that were measured using NAV as a practical expedient as of March 31, 2026.

NOTES TO THE FINANCIAL STATEMENTS

(Dollar amounts in whole dollars except for per share, number of shares/securities and percentages data)

21. Other Items

A-I. No significant change.

22. Events Subsequent

The Company has evaluated events subsequent to March 31, 2026 through May 11, 2026, which is the date these financial statements were available to be issued and has determined there are no material subsequent events requiring adjustment to or disclosure in the financial statements.

23. Reinsurance

A-K. No significant change.

24. Retrospectively Rated Contracts & Contracts Subject to Redetermination

A-E. No significant change.

F. The Company is not subject to the risk sharing provision of the Affordable Care Act.

25. Change in Incurred Losses and Loss Adjustment Expenses

A. Reserves as of December 31, 2025 were \$32,661,344. As of March 31, 2026, \$24,107,355 has been paid for incurred claims net of reinsurance recoverables and claim adjustment expenses attributable to insured events of prior years. Reserves remaining for prior years are now \$7,064,238 as a result of re-estimation of unpaid claims and claims adjustment expenses. Therefore, there has been a \$1,489,751 favorable prior year development from December 31, 2025 to March 31, 2026. The decrease is generally the result of ongoing analysis of recent loss development trends. Original estimates are increased or decreased as additional information becomes known regarding individual claims.

B. There were no significant changes in methodologies and assumptions used in calculating the liability for unpaid losses and loss adjustment expenses during 2026.

26. Intercompany Pooling Arrangements

No significant change.

27. Structured Settlements

No significant change.

28. Health Care Receivables

No significant change.

29. Participating Policies

No significant change.

30. Premium Deficiency Reserves

No significant change.

31. High Deductibles

No significant change.

32. Discounting of Liabilities for Unpaid Losses or Unpaid Loss Adjustment Expenses

No significant change.

33. Asbestos/Environmental Reserves

No significant change.

34. Subscriber Savings Accounts

No significant change.

35. Multiple Peril Crop Insurance

No significant change.

NOTES TO THE FINANCIAL STATEMENTS

(Dollar amounts in whole dollars except for per share, number of shares/securities and percentages data)

36. *Financial Guaranty Insurance*

As of March 31, 2026, the Company did not have any financial guaranty contracts.

GENERAL INTERROGATORIES

PART 1 - COMMON INTERROGATORIES

GENERAL

- 1.1 Did the reporting entity experience any material transactions requiring the filing of Disclosure of Material Transactions with the State of Domicile, as required by the Model Act? Yes [] No [X]
- 1.2 If yes, has the report been filed with the domiciliary state? Yes [] No []
- 2.1 Has any change been made during the year of this statement in the charter, by-laws, articles of incorporation, or deed of settlement of the reporting entity? Yes [] No [X]
- 2.2 If yes, date of change: _____
- 3.1 Is the reporting entity a member of an Insurance Holding Company System consisting of two or more affiliated persons, one or more of which is an insurer? Yes [X] No []
If yes, complete Schedule Y, Parts 1 and 1A.
- 3.2 Have there been any substantial changes in the organizational chart since the prior quarter end? Yes [X] No []
- 3.3 If the response to 3.2 is yes, provide a brief description of those changes.
Various mergers, reorganizations and formations - See Schedule Y Part 1, Organization Chart - regarding information concerning activities of insurer members of a holding company group
- 3.4 Is the reporting entity publicly traded or a member of a publicly traded group? Yes [X] No []
- 3.5 If the response to 3.4 is yes, provide the CIK (Central Index Key) code issued by the SEC for the entity/group. 1099219
- 4.1 Has the reporting entity been a party to a merger or consolidation during the period covered by this statement? Yes [] No [X]
- 4.2 If yes, provide the name of the entity, NAIC Company Code, and state of domicile (use two letter state abbreviation) for any entity that has ceased to exist as a result of the merger or consolidation.

1 Name of Entity	2 NAIC Company Code	3 State of Domicile

5. If the reporting entity is subject to a management agreement, including third-party administrator(s), managing general agent(s), attorney-in-fact, or similar agreement, have there been any significant changes regarding the terms of the agreement or principals involved? Yes [] No [X] N/A []
If yes, attach an explanation.
.....
- 6.1 State as of what date the latest financial examination of the reporting entity was made or is being made. 12/31/2020
- 6.2 State the as of date that the latest financial examination report became available from either the state of domicile or the reporting entity. This date should be the date of the examined balance sheet and not the date the report was completed or released. 12/31/2020
- 6.3 State as of what date the latest financial examination report became available to other states or the public from either the state of domicile or the reporting entity. This is the release date or completion date of the examination report and not the date of the examination (balance sheet date). 04/11/2022
- 6.4 By what department or departments?
Rhode Island Insurance Division / Department of Business Regulation
- 6.5 Have all financial statement adjustments within the latest financial examination report been accounted for in a subsequent financial statement filed with Departments? Yes [] No [] N/A [X]
- 6.6 Have all of the recommendations within the latest financial examination report been complied with? Yes [] No [] N/A [X]
- 7.1 Has this reporting entity had any Certificates of Authority, licenses or registrations (including corporate registration, if applicable) suspended or revoked by any governmental entity during the reporting period? Yes [] No [X]
- 7.2 If yes, give full information:
.....
- 8.1 Is the company a subsidiary of a bank holding company regulated by the Federal Reserve Board? Yes [] No [X]
- 8.2 If response to 8.1 is yes, please identify the name of the bank holding company.
.....
- 8.3 Is the company affiliated with one or more banks, thrifts or securities firms? Yes [X] No []
- 8.4 If response to 8.3 is yes, please provide below the names and location (city and state of the main office) of any affiliates regulated by a federal regulatory services agency [i.e. the Federal Reserve Board (FRB), the Office of the Comptroller of the Currency (OCC), the Federal Deposit Insurance Corporation (FDIC) and the Securities Exchange Commission (SEC)] and identify the affiliate's primary federal regulator.

1 Affiliate Name	2 Location (City, State)	3 FRB	4 OCC	5 FDIC	6 SEC
MetLife Investment Management, LLC	Whippany, NJ	YES.....
MetLife Investors Distribution Company	New York, NY	YES.....
MetLife Investment Securities, LLC	Whippany, NJ	YES.....
PineBridge Investments, LLC	New York, NY	YES.....
PineBridge Securities, LLC	New York, NY	YES.....

STATEMENT AS OF MARCH 31, 2026 OF THE METROPOLITAN GENERAL INSURANCE COMPANY

GENERAL INTERROGATORIES

- 9.1 Are the senior officers (principal executive officer, principal financial officer, principal accounting officer or controller, or persons performing similar functions) of the reporting entity subject to a code of ethics, which includes the following standards? Yes [X] No []
- (a) Honest and ethical conduct, including the ethical handling of actual or apparent conflicts of interest between personal and professional relationships;
- (b) Full, fair, accurate, timely and understandable disclosure in the periodic reports required to be filed by the reporting entity;
- (c) Compliance with applicable governmental laws, rules and regulations;
- (d) The prompt internal reporting of violations to an appropriate person or persons identified in the code; and
- (e) Accountability for adherence to the code.
- 9.11 If the response to 9.1 is no, please explain:
- 9.2 Has the code of ethics for senior managers been amended? Yes [] No [X]
- 9.21 If the response to 9.2 is yes, provide information related to amendment(s).
- 9.3 Have any provisions of the code of ethics been waived for any of the specified officers? Yes [] No [X]
- 9.31 If the response to 9.3 is yes, provide the nature of any waiver(s).

FINANCIAL

- 10.1 Does the reporting entity report any amounts due from parent, subsidiaries or affiliates on Page 2 of this statement? Yes [X] No []
- 10.2 If yes, indicate any amounts receivable from parent included in the Page 2 amount: \$

INVESTMENT

- 11.1 Were any of the stocks, bonds, or other assets of the reporting entity loaned, placed under option agreement, or otherwise made available for use by another person? (Exclude securities under securities lending agreements.) Yes [X] No []
- 11.2 If yes, give full and complete information relating thereto:
On deposit with states: \$4,637,547
12. Amount of real estate and mortgages held in other invested assets in Schedule BA: \$
- 13.1 Does the reporting entity have any investments in parent, subsidiaries and affiliates? Yes [] No [X]
- 13.2 If yes, please complete the following:

	1	2
	Prior Year-End Book/Adjusted Carrying Value	Current Quarter Book/Adjusted Carrying Value
13.21 Bonds	\$	\$
13.22 Preferred Stock	\$	\$
13.23 Common Stock	\$	\$
13.24 Short-Term Investments	\$	\$
13.25 Mortgage Loans on Real Estate	\$	\$
13.26 All Other	\$	\$
13.27 Total Investment in Parent, Subsidiaries and Affiliates (Subtotal Lines 13.21 to 13.26)	\$	\$
13.28 Total Investment in Parent included in Lines 13.21 to 13.26 above	\$	\$

- 14.1 Has the reporting entity entered into any hedging transactions reported on Schedule DB? Yes [] No [X]
- 14.2 If yes, has a comprehensive description of the hedging program been made available to the domiciliary state? Yes [] No [] N/A [X]
If no, attach a description with this statement.
15. For the reporting entity's security lending program, state the amount of the following as of the current statement date:
- 15.1 Total fair value of reinvested collateral assets reported on Schedule DL, Parts 1 and 2 \$
- 15.2 Total book/adjusted carrying value of reinvested collateral assets reported on Schedule DL, Parts 1 and 2 \$
- 15.3 Total payable for securities lending reported on the liability page. \$

STATEMENT AS OF MARCH 31, 2026 OF THE METROPOLITAN GENERAL INSURANCE COMPANY
GENERAL INTERROGATORIES

16. Excluding items in Schedule E - Part 3 - Special Deposits, real estate, mortgage loans and investments held physically in the reporting entity's offices, vaults or safety deposit boxes, were all stocks, bonds and other securities, owned throughout the current year held pursuant to a custodial agreement with a qualified bank or trust company in accordance with Section 1, III - General Examination Considerations, F. Outsourcing of Critical Functions, Custodial or Safekeeping Agreements of the NAIC Financial Condition Examiners Handbook? Yes [X] No []
- 16.1 For all agreements that comply with the requirements of the NAIC Financial Condition Examiners Handbook, complete the following:

1 Name of Custodian(s)	2 Custodian Address
JP Morgan Chase & Co	4 MetroTech Center, 6th Floor, Brooklyn, NY 11245

- 16.2 For all agreements that do not comply with the requirements of the NAIC Financial Condition Examiners Handbook, provide the name, location and a complete explanation:

1 Name(s)	2 Location(s)	3 Complete Explanation(s)

- 16.3 Have there been any changes, including name changes, in the custodian(s) identified in 16.1 during the current quarter? Yes [] No [X]
- 16.4 If yes, give full information relating thereto:

1 Old Custodian	2 New Custodian	3 Date of Change	4 Reason

- 16.5 Investment management – Identify all investment advisors, investment managers, broker/dealers, including individuals that have the authority to make investment decisions on behalf of the reporting entity. This includes both primary and sub-advisors. For assets that are managed internally by employees of the reporting entity, note as such. ["...that have access to the investment accounts"; "...handle securities"]

1 Name of Firm or Individual	2 Affiliation
MetLife Investment Management, LLC	A.....

16.5097 For those firms/individuals listed in the table for Question 16.5, do any firms/individuals unaffiliated with the reporting entity (i.e. designated with a "U") manage more than 10% of the reporting entity's invested assets?..... Yes [] No [] N/A [X]

16.5098 For firms/individuals unaffiliated with the reporting entity (i.e. designated with a "U") listed in the table for Question 16.5, does the total assets under management aggregate to more than 50% of the reporting entity's invested assets?..... Yes [] No [] N/A [X]

- 16.6 For those firms or individuals listed in the table for 16.5 with an affiliation code of "A" (affiliated) or "U" (unaffiliated), provide the information for the table below.

1	2	3	4
Central Registration Depository Number	Name of Firm or Individual	Registered With	Investment Management Agreement (IMA) Filed
142463	MetLife Investment Management, LLC	SEC	DS.....

- 17.1 Have all the filing requirements of the Purposes and Procedures Manual of the NAIC Investment Analysis Office been followed? Yes [X] No []
- 17.2 If no, list exceptions:

.....

18. By self-designating 5GI securities, the reporting entity is certifying the following elements for each self-designated 5GI security:
- a. Documentation necessary to permit a full credit analysis of the security does not exist or an NAIC CRP credit rating for an FE or PL security is not available.
 - b. Issuer or obligor is current on all contracted interest and principal payments.
 - c. The insurer has an actual expectation of ultimate payment of all contracted interest and principal.
- Has the reporting entity self-designated 5GI securities? Yes [] No [X]

STATEMENT AS OF MARCH 31, 2026 OF THE METROPOLITAN GENERAL INSURANCE COMPANY
GENERAL INTERROGATORIES

19. By self-designating PLGI securities, the reporting entity is certifying its compliance with the requirements as specified in the Purposes and Procedures Manual of the NAIC Investment Analysis Office (P&P Manual) for private letter rating (PLR) securities and the following elements of each self-designated PLGI security:
- a. The security was either:
 - i. issued prior to January 1, 2018 (which is exempt from PLR filing requirements pursuant to the P&P Manual), or
 - ii. issued from January 1, 2018 to December 31, 2021 and subject to a confidentiality agreement executed prior to January 1, 2022 which confidentiality agreement remains in force, for which an insurance company cannot provide a copy of a private letter rating rationale report to the SVO due to confidentiality or other contractual reasons ("waived submission PLR securities").
 - b. The reporting entity is holding capital commensurate with the NAIC Designation and NAIC Designation Category reported for the security.
 - c. The NAIC Designation and NAIC Designation Category were derived from the credit rating assigned by an NAIC CRP in its legal capacity as a NRSRO which is shown on a current private letter rating, dated during the financial statement year, held by the insurer and available for examination by state insurance regulators.
 - d. Other than for waived submission PLR securities, defined above, on or after January 1, 2024 for any PLR securities issued on or after January 1, 2022, if the reporting entity is not permitted to share this private credit rating or the private rating letter rationale report of the PL security with the SVO, it certifies that it is reporting it as an NAIC 5.B GI and may not assign any other self-designation.
- Has the reporting entity self-designated PLGI to securities, all of which meet the above requirement and as specified in the P&P Manual? Yes [] No []
20. By assigning FE to a Schedule BA non-registered private fund, the reporting entity is certifying the following elements of each self-designated FE fund:
- a. The shares were purchased prior to January 1, 2019.
 - b. The reporting entity is holding capital commensurate with the NAIC Designation reported for the security.
 - c. The security had a public credit rating(s) with annual surveillance assigned by an NAIC CRP in its legal capacity as an NRSRO prior to January 1, 2019.
 - d. The fund only or predominantly holds bonds in its portfolio.
 - e. The current reported NAIC Designation was derived from the public credit rating(s) with annual surveillance assigned by an NAIC CRP in its legal capacity as an NRSRO.
 - f. The public credit rating(s) with annual surveillance assigned by an NAIC CRP has not lapsed.
- Has the reporting entity assigned FE to Schedule BA non-registered private funds that complied with the above criteria? Yes [] No []

GENERAL INTERROGATORIES

PART 2 - PROPERTY & CASUALTY INTERROGATORIES

1. If the reporting entity is a member of a pooling arrangement, did the agreement or the reporting entity's participation change? Yes [] No [] N/A [X]
 If yes, attach an explanation.

2. Has the reporting entity reinsured any risk with any other reporting entity and agreed to release such entity from liability, in whole or in part, from any loss that may occur on the risk, or portion thereof, reinsured? Yes [] No [X]
 If yes, attach an explanation.

3.1 Have any of the reporting entity's primary reinsurance contracts been canceled? Yes [] No [X]

3.2 If yes, give full and complete information thereto.

4.1 Are any of the liabilities for unpaid losses and loss adjustment expenses other than certain workers' compensation tabular reserves (see Annual Statement Instructions pertaining to disclosure of discounting for definition of "tabular reserves") discounted at a rate of interest greater than zero? Yes [] No [X]

4.2 If yes, complete the following schedule:

			TOTAL DISCOUNT				DISCOUNT TAKEN DURING PERIOD			
1	2	3	4	5	6	7	8	9	10	11
Line of Business	Maximum Interest	Discount Rate	Unpaid Losses	Unpaid LAE	IBNR	TOTAL	Unpaid Losses	Unpaid LAE	IBNR	TOTAL
TOTAL										

5. Operating Percentages:

5.1 A&H loss percent %

5.2 A&H cost containment percent %

5.3 A&H expense percent excluding cost containment expenses %

6.1 Do you act as a custodian for health savings accounts? Yes [] No [X]

6.2 If yes, please provide the amount of custodial funds held as of the reporting date \$.....

6.3 Do you act as an administrator for health savings accounts? Yes [] No [X]

6.4 If yes, please provide the balance of the funds administered as of the reporting date \$.....

7. Is the reporting entity licensed or chartered, registered, qualified, eligible or writing business in at least two states? Yes [X] No []

7.1 If no, does the reporting entity assume reinsurance business that covers risks residing in at least one state other than the state of domicile of the reporting entity? Yes [] No []

SCHEDULE F - CEDED REINSURANCE

Showing All New Reinsurers - Current Year to Date

1 NAIC Company Code	2 ID Number	3 Name of Reinsurer	4 Domiciliary Jurisdiction	5 Type of Reinsurer	6 Certified Reinsurer Rating (1 through 6)	7 Effective Date of Certified Reinsurer Rating
NONE						

STATEMENT AS OF MARCH 31, 2026 OF THE METROPOLITAN GENERAL INSURANCE COMPANY

SCHEDULE T - EXHIBIT OF PREMIUMS WRITTEN

Current Year to Date - Allocated by States and Territories

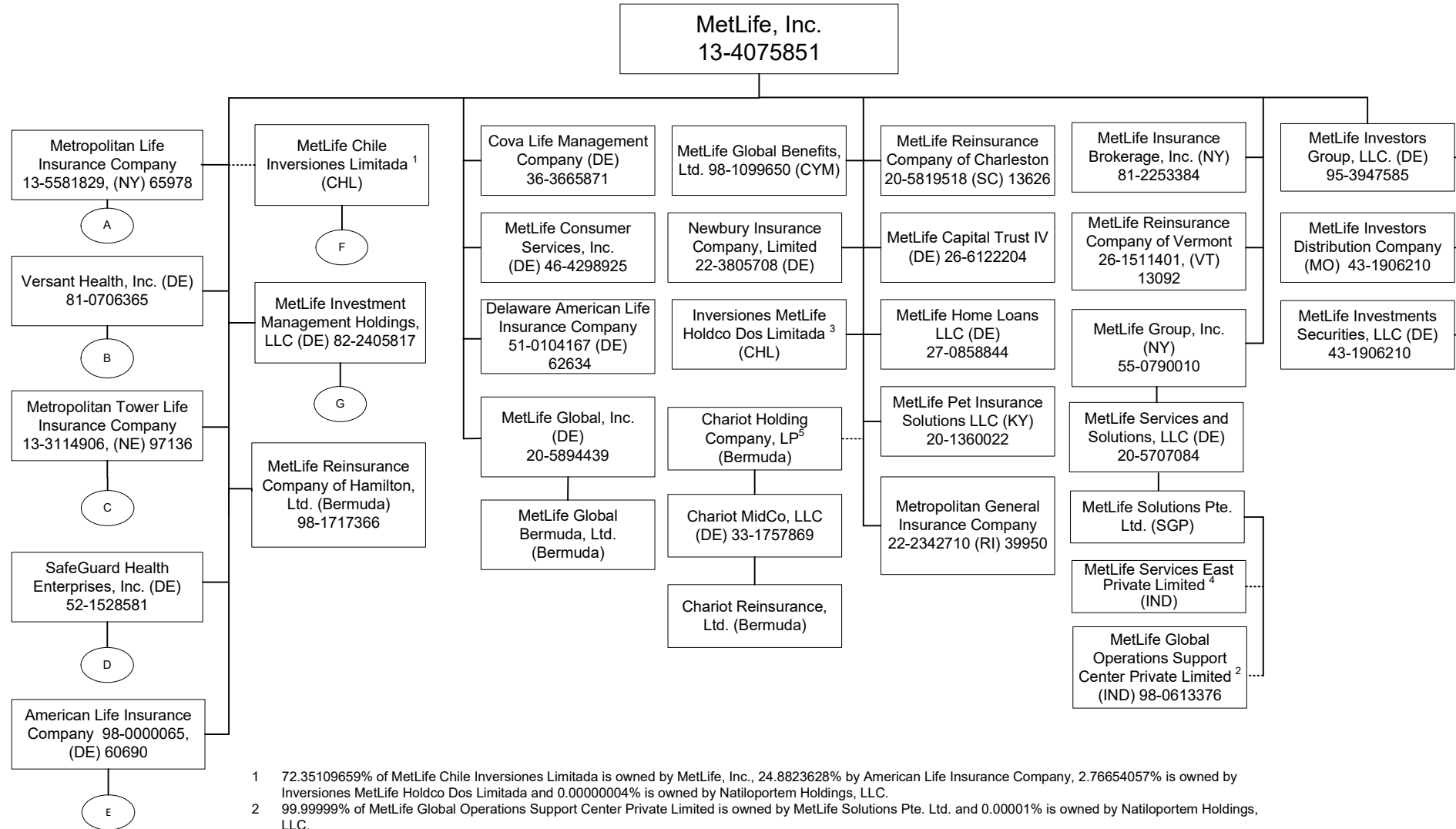
States, etc.	1 Active Status (a)	Direct Premiums Written		Direct Losses Paid (Deducting Salvage)		Direct Losses Unpaid		
		2 Current Year To Date	3 Prior Year To Date	4 Current Year To Date	5 Prior Year To Date	6 Current Year To Date	7 Prior Year To Date	
1. Alabama	AL	L	2,614,768	2,497,122	374,803	335,414	91,808	125,911
2. Alaska	AK	L	371,685	241,820	225,915	180,726	39,642	48,717
3. Arizona	AZ	L	15,243,043	13,489,565	2,960,430	2,618,019	1,273,129	1,208,517
4. Arkansas	AR	L	237,738	223,514	100,575	87,197	20,114	34,210
5. California	CA	L	74,933,070	64,666,452	23,802,912	21,065,947	7,418,216	8,260,276
6. Colorado	CO	L	3,639,264	2,986,557	2,103,141	1,994,725	453,221	787,622
7. Connecticut	CT	L	2,233,104	1,744,096	1,491,690	1,380,750	299,202	508,385
8. Delaware	DE	L	344,819	309,903	221,787	199,317	45,670	66,704
9. District of Columbia	DC	L	534,181	412,458	392,231	356,442	76,302	143,753
10. Florida	FL	L	28,046,526	23,948,492	7,613,257	6,285,410	2,673,404	2,358,800
11. Georgia	GA	L	17,754,456	15,348,506	3,023,843	2,589,585	1,071,045	1,138,738
12. Hawaii	HI	L	369,867	233,244	199,058	140,970	34,332	17,620
13. Idaho	ID	L	343,049	243,753	203,445	129,887	31,241	41,593
14. Illinois	IL	L	12,553,926	13,842,533	3,364,521	3,063,546	1,096,654	1,333,863
15. Indiana	IN	L	6,423,861	5,571,867	747,197	660,815	234,081	315,310
16. Iowa	IA	L	305,941	299,482	211,194	132,598	36,360	53,554
17. Kansas	KS	L	2,250,915	1,920,976	481,510	419,570	206,066	206,080
18. Kentucky	KY	L	779,564	646,944	494,048	420,924	95,182	180,652
19. Louisiana	LA	L	1,838,358	1,528,618	346,348	287,913	117,162	118,547
20. Maine	ME	L	1,279,746	1,069,089	531,658	453,297	108,603	163,242
21. Maryland	MD	L	2,801,466	2,254,002	2,051,408	1,471,266	373,460	596,940
22. Massachusetts	MA	L	14,272,664	12,574,461	3,386,133	3,170,330	1,229,494	1,269,302
23. Michigan	MI	L	14,849,847	12,004,341	2,488,388	2,097,026	1,676,073	1,441,103
24. Minnesota	MN	L	8,921,004	5,782,809	1,744,366	1,516,602	606,768	597,640
25. Mississippi	MS	L	1,338,410	1,279,909	125,273	92,011	22,055	40,910
26. Missouri	MO	L	1,451,250	1,086,168	830,753	591,734	156,265	238,316
27. Montana	MT	L	438,418	379,713	128,651	104,516	22,529	43,417
28. Nebraska	NE	L	1,484,998	1,343,011	195,986	169,728	60,295	70,886
29. Nevada	NV	L	4,001,935	3,563,207	820,893	547,118	376,201	282,935
30. New Hampshire	NH	L	1,037,829	830,511	826,849	1,327,261	160,289	929,906
31. New Jersey	NJ	L	13,990,054	11,675,755	5,038,116	4,246,605	1,302,037	1,507,741
32. New Mexico	NM	L	272,912	207,334	189,102	136,154	35,151	36,172
33. New York	NY	L	24,631,888	21,246,867	7,364,431	6,658,107	2,570,283	2,734,328
34. North Carolina	NC	L	3,354,345	2,535,283	2,343,951	1,867,988	434,058	586,188
35. North Dakota	ND	L	335,711	262,198	88,888	93,765	19,089	25,077
36. Ohio	OH	L	3,018,310	2,333,267	2,119,685	1,604,988	393,427	10,827
37. Oklahoma	OK	L	449,906	296,348	194,383	156,748	36,554	60,477
38. Oregon	OR	L	5,272,603	4,962,707	1,276,518	1,412,436	515,595	500,899
39. Pennsylvania	PA	L	4,871,137	3,839,121	3,249,228	2,453,408	582,783	920,382
40. Rhode Island	RI	L	65,973,886	59,199,966	5,349,559	6,316,896	3,173,375	3,230,407
41. South Carolina	SC	L	1,137,265	849,586	727,550	584,155	137,428	200,573
42. South Dakota	SD	L	54,432	36,625	20,989	18,184	4,189	8,309
43. Tennessee	TN	L	5,406,052	5,349,216	865,527	778,295	263,218	325,645
44. Texas	TX	L	6,360,720	5,234,611	3,960,495	3,123,925	729,399	1,187,476
45. Utah	UT	L	2,901,259	2,548,815	664,859	317,643	199,985	287,091
46. Vermont	VT	L	184,271	140,734	104,376	122,499	24,030	43,514
47. Virginia	VA	L	10,425,240	8,965,531	3,080,051	2,649,778	885,657	1,019,941
48. Washington	WA	L	3,479,223	2,614,420	2,471,147	2,051,772	477,079	624,603
49. West Virginia	WV	L	188,962	170,487	131,131	93,000	23,103	28,300
50. Wisconsin	WI	L	5,307,814	4,419,903	1,061,684	1,006,935	376,874	1,080,516
51. Wyoming	WY	L	149,618	133,500	41,243	34,169	7,798	8,749
52. American Samoa	AS	N						
53. Guam	GU	N						
54. Puerto Rico	PR	N						
55. U.S. Virgin Islands	VI	N						
56. Northern Mariana Islands	MP	N						
57. Canada	CAN	N						
58. Aggregate other alien	OT	XXX						
59. Totals	XXX		380,461,310	329,345,397	101,831,176	89,618,094	32,295,975	37,050,664
DETAILS OF WRITE-INS								
58001.	XXX							
58002.	XXX							
58003.	XXX							
58998. Summary of remaining write-ins for Line 58 from overflow page	XXX							
58999. Totals (Lines 58001 through 58003 plus 58998)(Line 58 above)	XXX							

(a) Active Status Counts:

- | | | |
|----------------------------------------------------------------------------------------------------------------------------------------------------|----|----------------------------------------------------------------------------------------------------------------------------------|
| 1. L - Licensed or Chartered - Licensed insurance carrier or domiciled RRG..... | 51 | 4. Q - Qualified - Qualified or accredited reinsurer..... |
| 2. R - Registered - Non-domiciled RRGs..... | | 5. D - Domestic Surplus Lines Insurer (DSL) - Reporting entities authorized to write surplus lines in the state of domicile..... |
| 3. E - Eligible - Reporting entities eligible or approved to write surplus lines in the state (other than their state of domicile - see DSLI)..... | | 6. N - None of the above - Not allowed to write business in the state..... |

SCHEDULE Y - INFORMATION CONCERNING ACTIVITIES OF INSURER MEMBERS OF A HOLDING COMPANY GROUP

PART 1 - ORGANIZATIONAL CHART



1 72.35109659% of MetLife Chile Inversiones Limitada is owned by MetLife, Inc., 24.8823628% by American Life Insurance Company, 2.76654057% is owned by Inversiones MetLife Holdco Dos Limitada and 0.00000004% is owned by Natiloportem Holdings, LLC.

2 99.99999% of MetLife Global Operations Support Center Private Limited is owned by MetLife Solutions Pte. Ltd. and 0.00001% is owned by Natiloportem Holdings, LLC.

3 99.99946% of Inversiones MetLife Holdco Dos Limitada is owned by MetLife, Inc., 0.000535% is owned by MetLife International Holdings, LLC. and 0.0000054% is owned by Natiloportem Holdings, LLC.

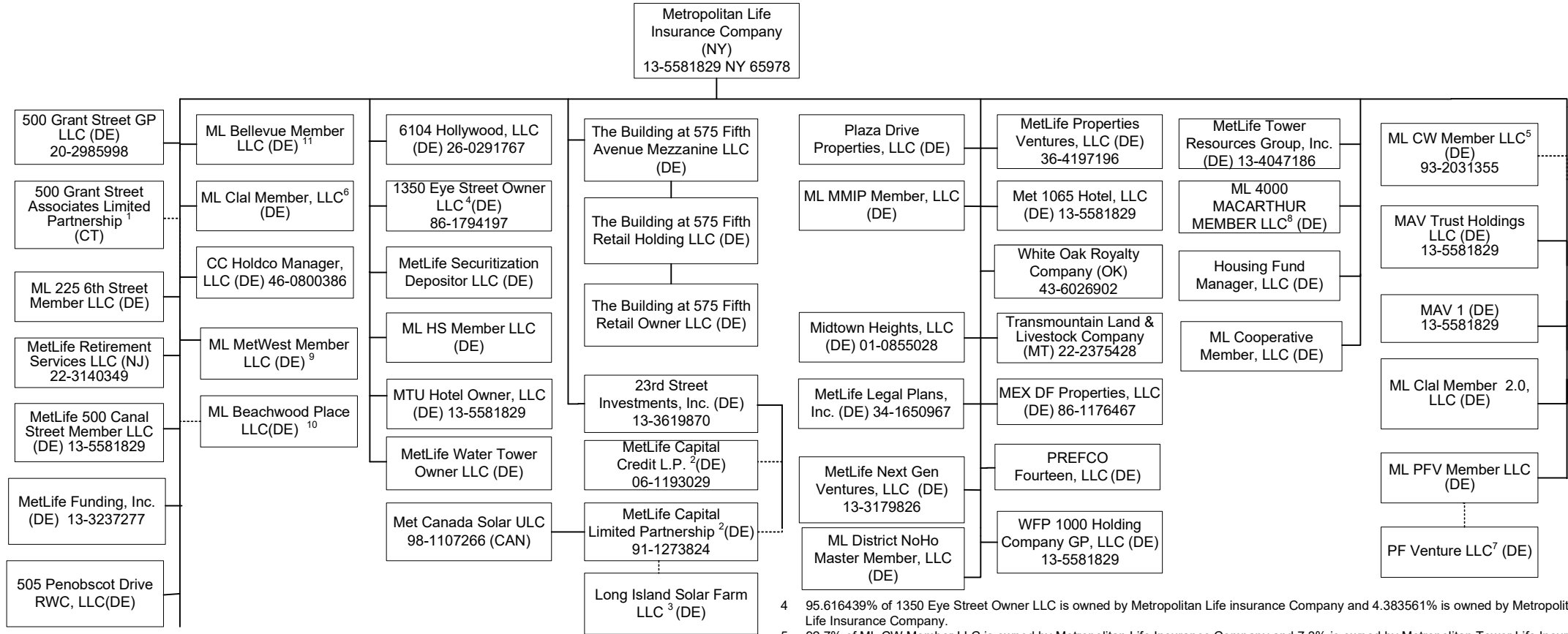
4 57.279332% of MetLife Services East Private Limited is owned by MetLife Global Operations Support Center Private Limited, 42.720666% is owned by MetLife Solutions Pte. Limited, and 0.000002% is owned by Natiloportem Holdings LLC.

5 MetLife, Inc. holds an approximate 23% interest in the non-voting limited partnership interests of Chariot Holding Company, LP, a Bermuda exempted limited partnership. The remaining interests are held by third parties. The Nebraska Department of Insurance has approved MetLife's application to disclaim affiliation with Chariot Holding Company, LP and its subsidiaries.

SCHEDULE Y - INFORMATION CONCERNING ACTIVITIES OF INSURER MEMBERS OF A HOLDING COMPANY GROUP

PART 1 - ORGANIZATIONAL CHART

A



11.1

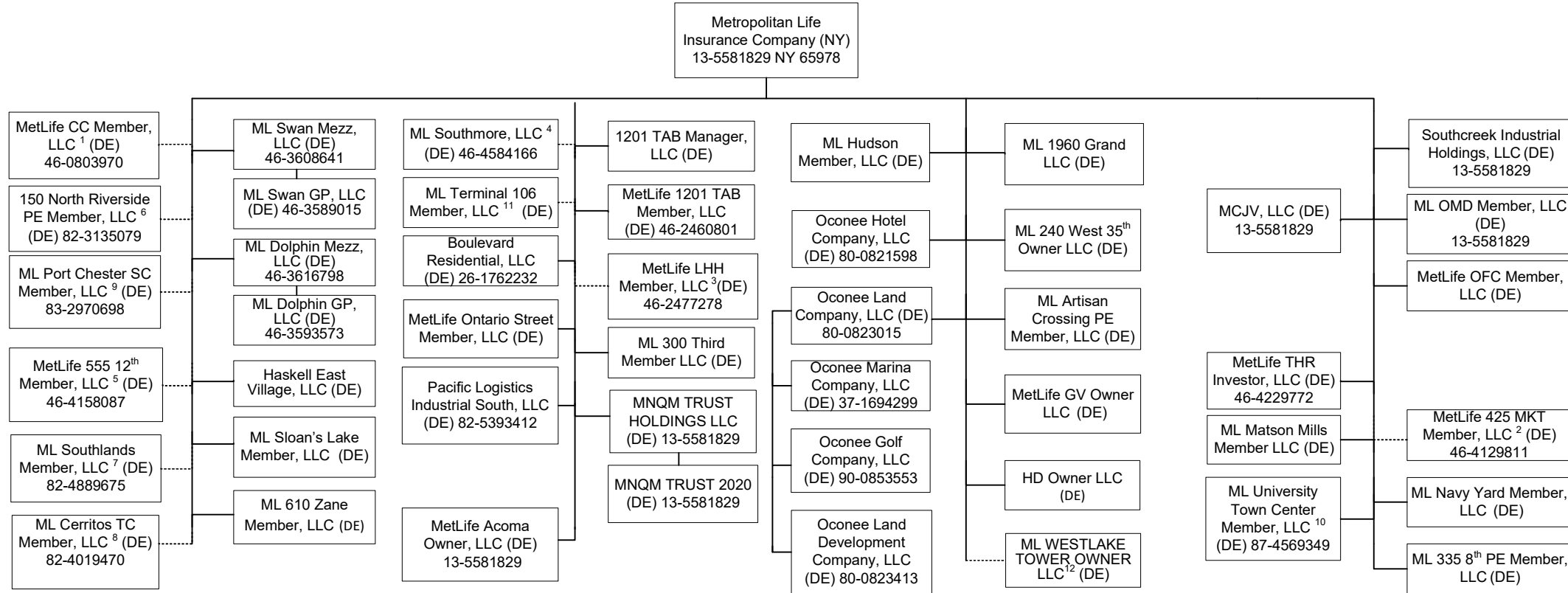
1 99% of 500 Grant Street Associates Limited Partnership is held by Metropolitan Life Insurance Company and 1% by 500 Grant Street GP LLC.
 2 1% General Partnership interest is held by 23rd Street Investment, Inc. and 99% Limited Partnership interest is held by Metropolitan Life Insurance Company.
 3 90.39% membership interest is held by LISF Solar Trust in which MetLife Capital Limited Partnership has a 100% beneficial interest and the remaining 9.61% is owned by a third party.

4 95.616439% of 1350 Eye Street Owner LLC is owned by Metropolitan Life insurance Company and 4.383561% is owned by Metropolitan Tower Life Insurance Company.
 5 92.7% of ML CW Member LLC is owned by Metropolitan Life Insurance Company and 7.3% is owned by Metropolitan Tower Life Insurance Company.
 6 50.1% of ML Clal Member, LLC is owned by Metropolitan Life Insurance Company and 49.9% is owned by MetLife Reinsurance Company of Hamilton, Ltd.
 7 PF Venture LLC: ML PFV Member LLC holds a 94.117647% interest and MTL PFV Member LLC holds a 5.882353% interest.
 8 Metropolitan Life Insurance Company owns 100% of ML 4000 MacArthur Member LLC.
 9 70.95% of ML Met West Member LLC is owned by Metropolitan Life Insurance Company and 29.05% is owned by Metropolitan Tower Life Insurance Company
 10 93.97% of ML Beachwood Place LLC(DE) is owned by Metropolitan Life insurance Company and 6.07% is owned by Metropolitan Tower Life Insurance Company
 11 89.5% of ML Bellevue Member LLC is owned by Metropolitan Life Insurance Company and 10.5% is owned by Metropolitan Tower Life Insurance Company.

SCHEDULE Y - INFORMATION CONCERNING ACTIVITIES OF INSURER MEMBERS OF A HOLDING COMPANY GROUP

PART 1 - ORGANIZATIONAL CHART

A-1



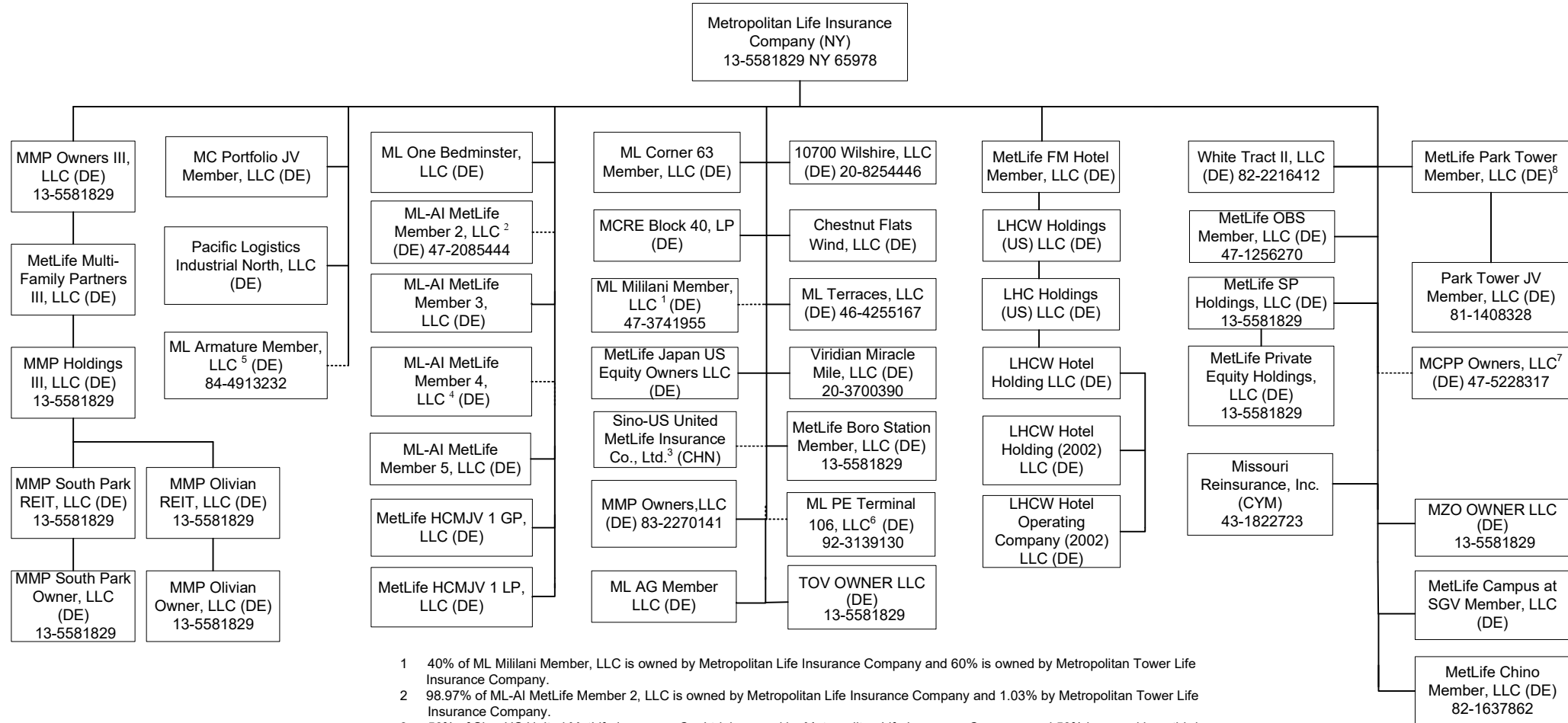
1 95.122% of MetLife CC Member, LLC is held by Metropolitan Life Insurance Company and 4.878% by Metropolitan Tower Life Insurance Company.
 2 66.91% of MetLife 425 MKT Member, LLC is owned by Metropolitan Life Insurance Company and 33.09% is owned by MREF 425 MKT, LLC.
 3 99% of MetLife LHH Member, LLC is owned by Metropolitan Life Insurance Company and 1% by Metropolitan Tower Life Insurance Company.
 4 99% of ML Southmore, LLC is owned by Metropolitan Life Insurance Company and 1% by Metropolitan Tower Life Insurance Company.
 5 41.84% of MetLife Camino Ramon Member, LLC is owned by Metropolitan Life Insurance Company and 58.16% by Metropolitan Tower Life Insurance Company.
 5 89.84% of MetLife 555 12th Member, LLC is owned by Metropolitan Life Insurance Company and 10.16% is owned by Metropolitan Tower Life Insurance Company.
 6 81.45% of 150 North Riverside PE Member, LLC is owned by Metropolitan Life Insurance Company, 18.55% is owned by Metropolitan Tower Life Insurance Company.

7 60% of ML Southlands Member, LLC is owned by Metropolitan Life Insurance Company and 40% is owned by Metropolitan Tower Life Insurance Company.
 8 60% of ML Cerritos TC Member, LLC is owned by Metropolitan Life Insurance Company and 40% is owned by Metropolitan Tower Life Insurance Company.
 9 60% of ML Port Chester SC Member, LLC is owned by Metropolitan Life Insurance Company and 40% is owned by Metropolitan Tower Life Insurance Company.
 10 87% of ML University Town Center Member, LLC is owned by Metropolitan Life Insurance Company and 13% is owned by Metropolitan Tower Life Insurance Company.
 11 87.45% of ML Terminal 106 Member, LLC is held by Metropolitan Life Insurance Company and 12.55% by Metropolitan Tower Life Insurance Company.
 12 Metropolitan Life Insurance Company owns 86.329% and Metropolitan Tower Life Insurance Company owns 13.671%

SCHEDULE Y - INFORMATION CONCERNING ACTIVITIES OF INSURER MEMBERS OF A HOLDING COMPANY GROUP

PART 1 - ORGANIZATIONAL CHART

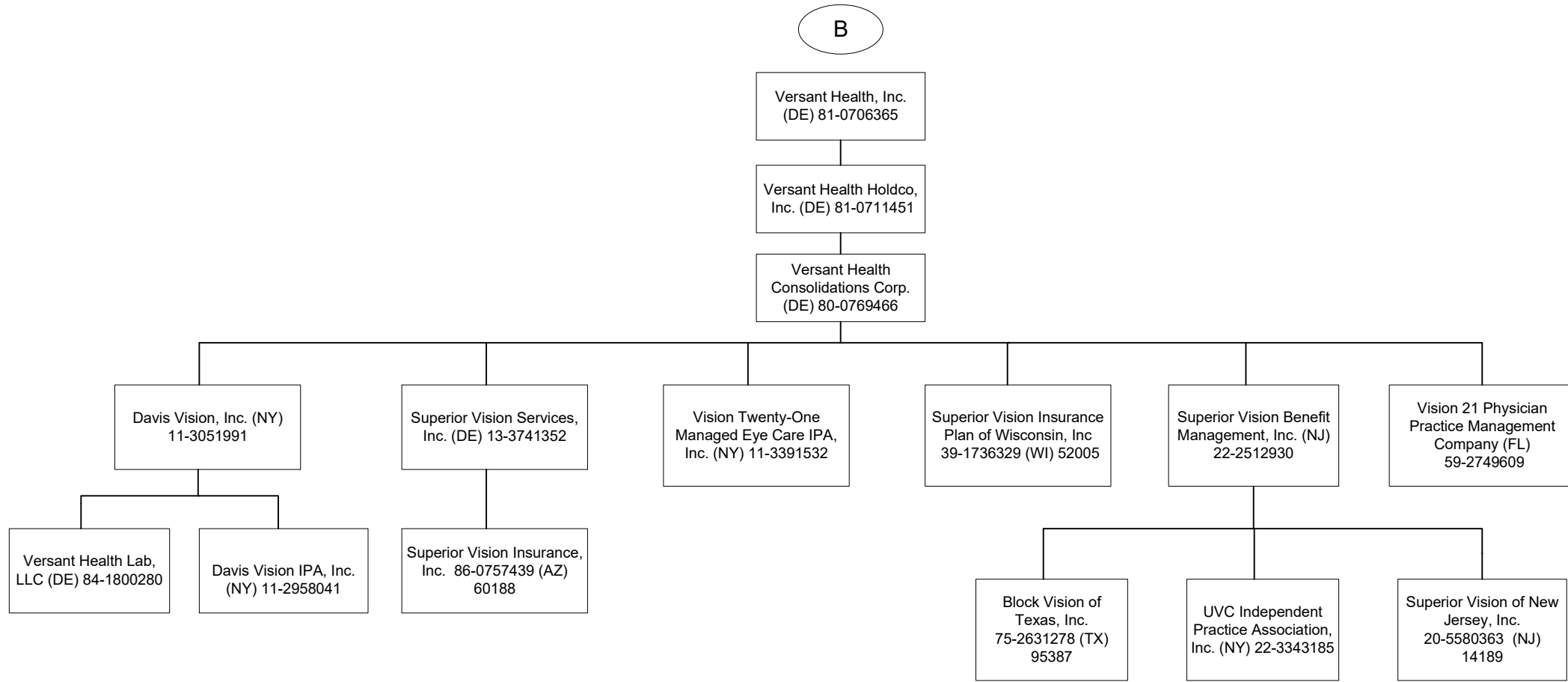
A-2



- 40% of ML Mililani Member, LLC is owned by Metropolitan Life Insurance Company and 60% is owned by Metropolitan Tower Life Insurance Company.
- 98.97% of ML-AI MetLife Member 2, LLC is owned by Metropolitan Life Insurance Company and 1.03% by Metropolitan Tower Life Insurance Company.
- 50% of Sino-US United MetLife Insurance Co. Ltd. is owned by Metropolitan Life Insurance Company and 50% is owned by a third party.
- 60% of ML-AI Member 4, LLC is owned by Metropolitan Life Insurance Company and 40% is owned by Metropolitan Tower Life Insurance Company.
- 87.34% of ML Armature Member, LLC is owned by Metropolitan Life Insurance Company and 12.66% is owned by Metropolitan Tower Life Insurance Company.
- 87.45% of ML PE Terminal 106, LLC is owned by Metropolitan Life Insurance Company and 12.55% is owned by Metropolitan Tower Life Insurance Company.
- 87.992% of MCCP Owners, LLC is owned by Metropolitan Life Insurance Company and 12.008% is owned by MetLife Reinsurance Company of Hamilton, Ltd.
- 81% of MetLife Park Tower Member, LLC is owned by Metropolitan Life Insurance Company and 19% by Metropolitan Tower Life Insurance Company

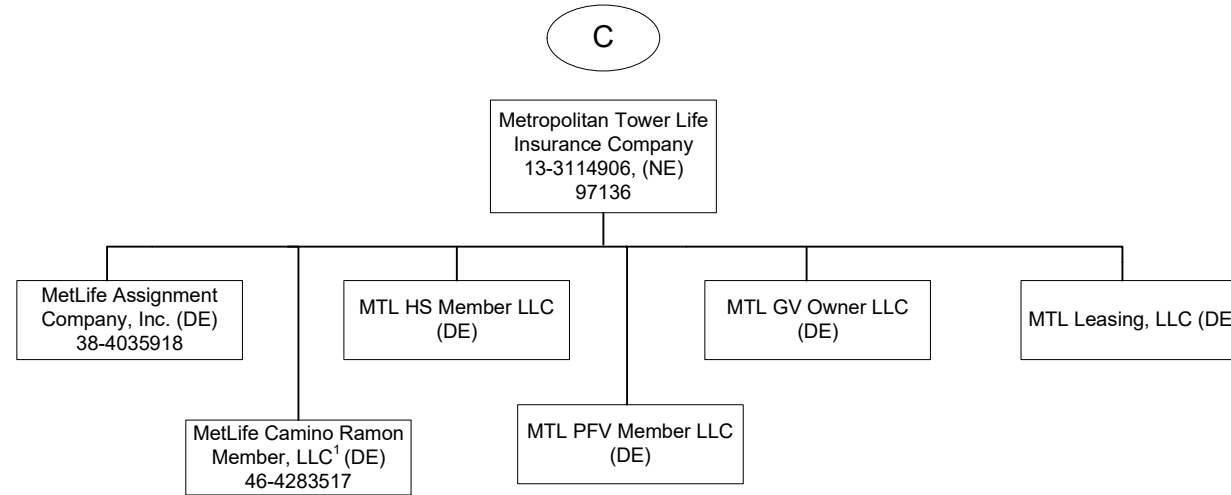
SCHEDULE Y - INFORMATION CONCERNING ACTIVITIES OF INSURER MEMBERS OF A HOLDING COMPANY GROUP

PART 1 - ORGANIZATIONAL CHART



SCHEDULE Y - INFORMATION CONCERNING ACTIVITIES OF INSURER MEMBERS OF A HOLDING COMPANY GROUP

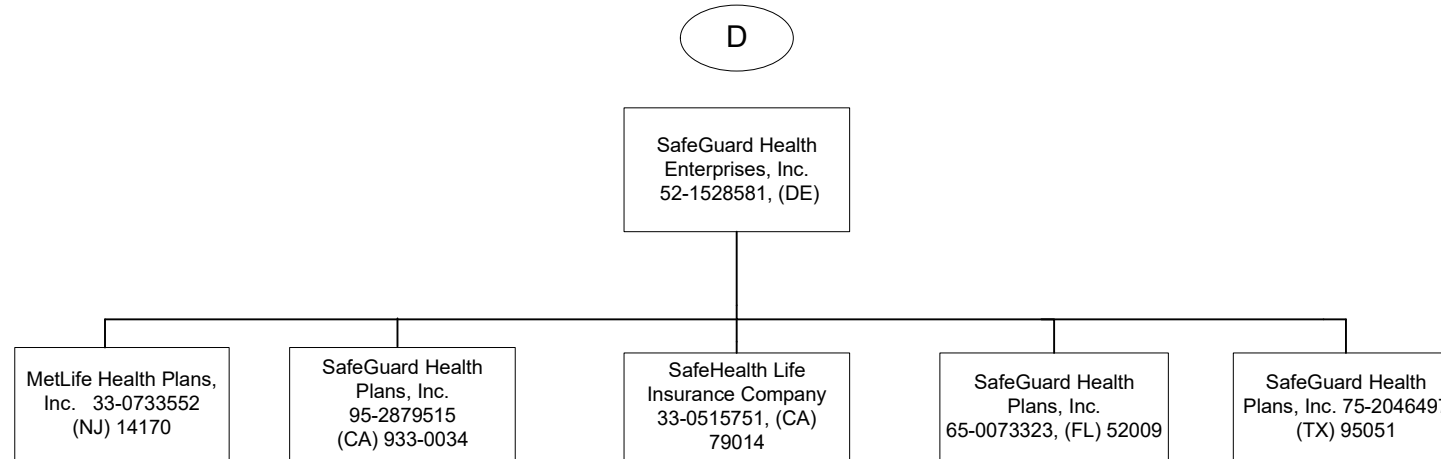
PART 1 - ORGANIZATIONAL CHART



1. 41.84% of MetLife Camino Ramon Member, LLC is owned by Metropolitan Life Insurance Company and 58.16% by Metropolitan Tower Life Insurance Company.

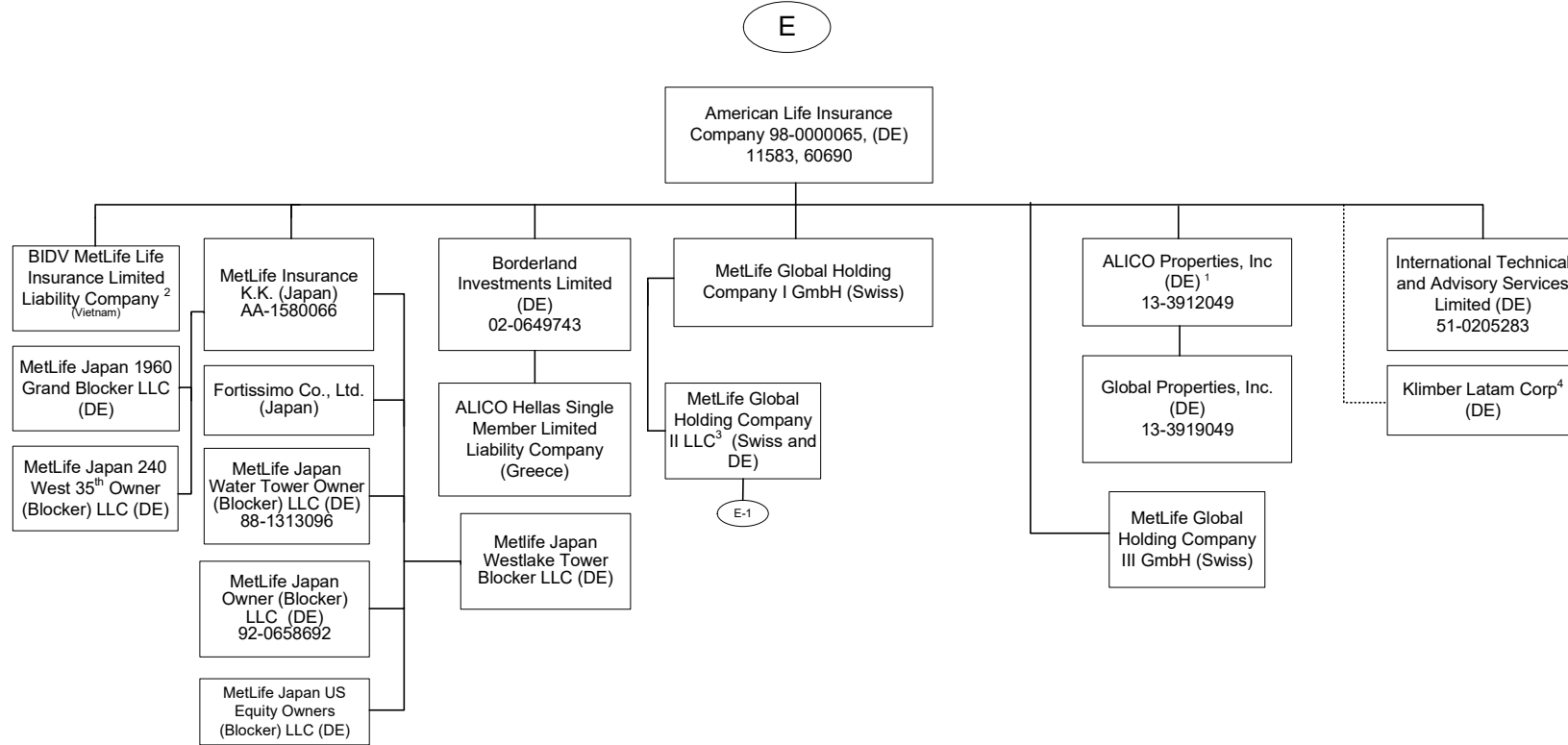
SCHEDULE Y - INFORMATION CONCERNING ACTIVITIES OF INSURER MEMBERS OF A HOLDING COMPANY GROUP

PART 1 - ORGANIZATIONAL CHART



SCHEDULE Y - INFORMATION CONCERNING ACTIVITIES OF INSURER MEMBERS OF A HOLDING COMPANY GROUP

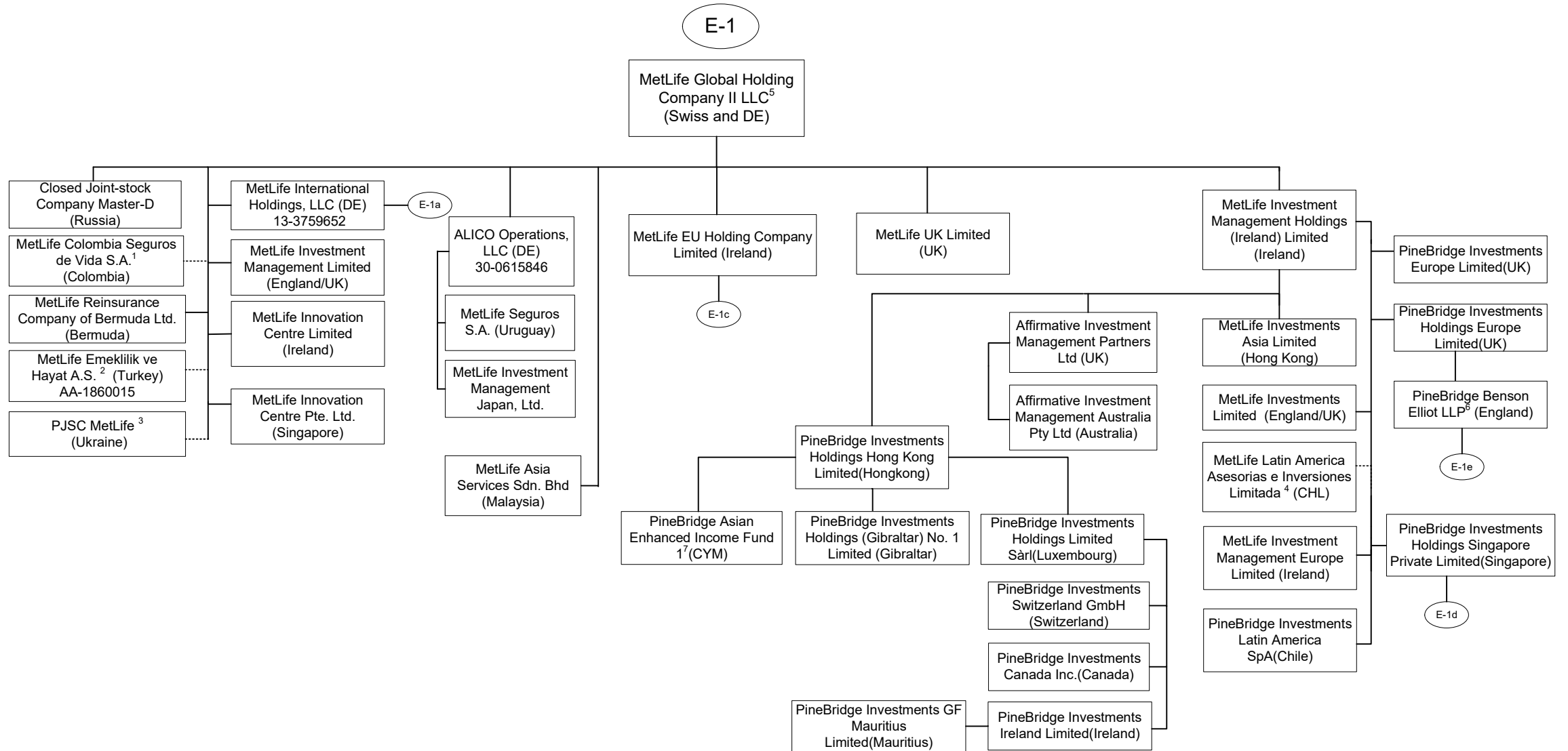
PART 1 - ORGANIZATIONAL CHART



1 51% of ALICO Properties, Inc. is owned by American Life Insurance Company and the remaining interest by third parties.
 2 60.61% of BIDV MetLife Life Insurance Limited Liability Company is held by American Life Insurance Company and the remainder by third parties.
 3 MetLife Global Holding Company II LLC is dual chartered in DE and Switzerland.
 4 American Life Insurance Company owns a 20% interest in the shares of Klimber Latam Corp. on a fully diluted basis. The remaining shares are held by third parties.

SCHEDULE Y - INFORMATION CONCERNING ACTIVITIES OF INSURER MEMBERS OF A HOLDING COMPANY GROUP

PART 1 - ORGANIZATIONAL CHART



11.8

1 89.9999657134583% of MetLife Colombia Seguros de Vida S.A. is owned by MetLife Global Holding Company II LLC (Swiss and DE), 10.0000315938813% is owned by MetLife Chile Inversiones Limitada, and International Technical and Advisory Services Limited, Borderland Investments Limited, and Natlioportem Holdings, LLC each own 0.000000897553447019009%.

2 99.98% of MetLife Emeklilik ve Hayat A.S. is owned by MetLife Global Holding Company II LLC (DE and Swiss) and the remaining by third parties.

3 99.9988% of PJSC MetLife is owned by MetLife Global Holding Company II LLC (DE and Swiss), .0006% is owned by International Technical and Advisory Services Limited and the remaining .0006% is owned by Borderland Investments Limited

4 99.99% of MetLife Latin American Asesorias e Inversiones Limitada is owned by MetLife Investment Management Holdings (Ireland) Limited and .01% is owned by MetLife Global Holding Company II LLC (DE and Swiss).

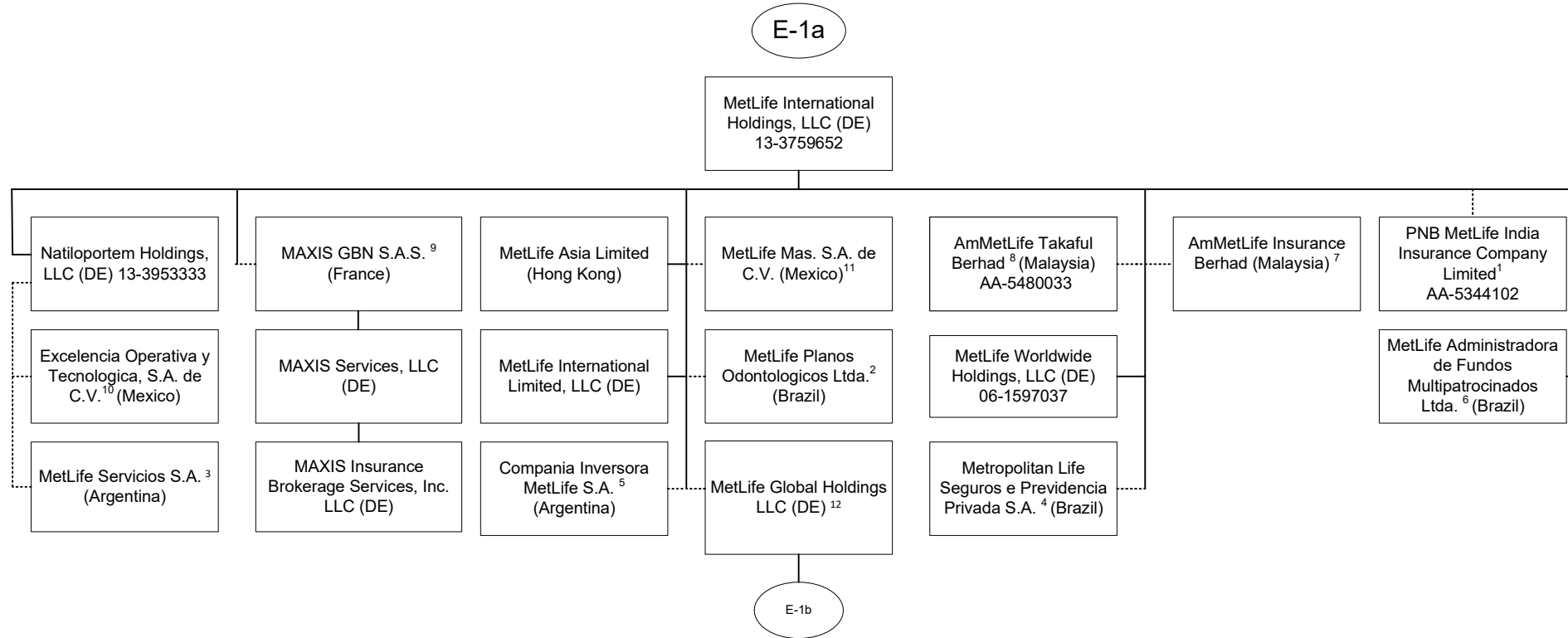
5 MetLife Global Holding Company II LLC is dual chartered in DE and Switzerland.

6 96% of PineBridge Benson Elliot LLP is owned by PineBridge Investments Holding Europe Limited. The remaining 4% is owned by third-parties.

7 PineBridge Investments Holdings Hong Kong Limited holds 100% of the management shares of PineBridge Asian Enhanced Income Fund 1 (the "Fund"). 100% of the non-voting interests of the Fund are held by third parties.

SCHEDULE Y - INFORMATION CONCERNING ACTIVITIES OF INSURER MEMBERS OF A HOLDING COMPANY GROUP

PART 1 - ORGANIZATIONAL CHART



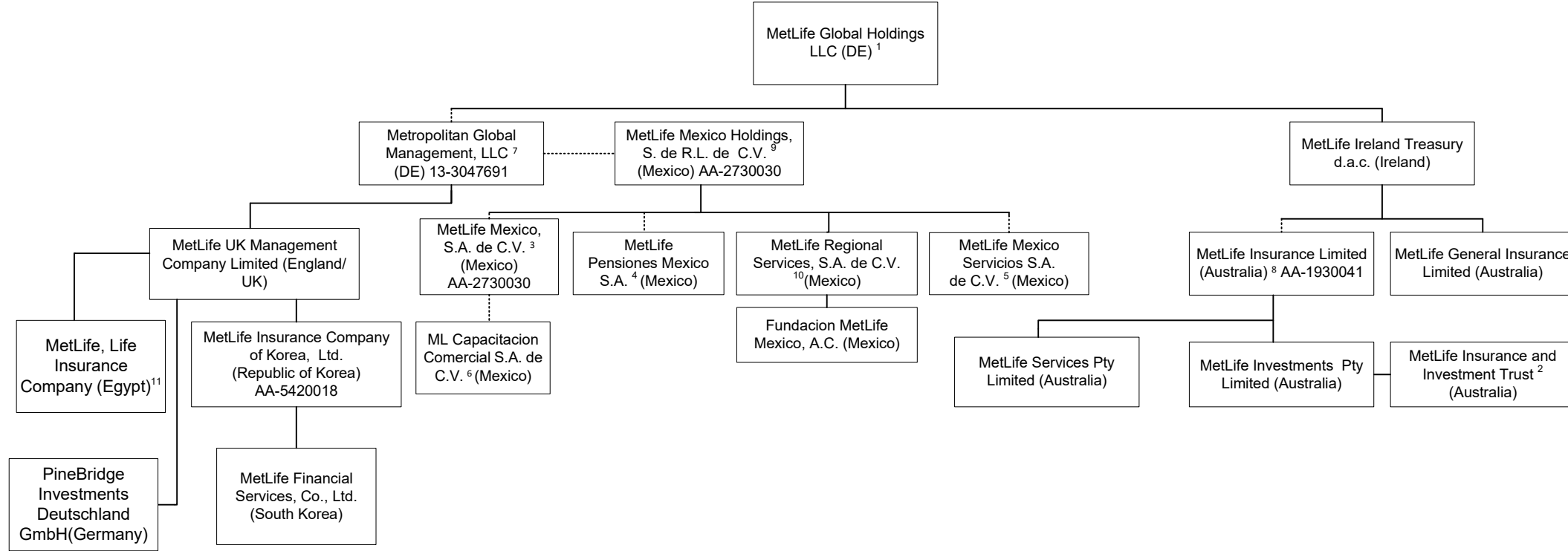
1 49.73117806% of PNB MetLife India Insurance Company Limited is owned by MetLife International Holdings, LLC, 0.00000005% is owned by each of MetLife Global Operations Support Center Private Limited and MetLife Services East Private Limited, and the remainder by third parties.
 2 99.999% of MetLife Planos Odontologicos Ltda. is owned by MetLife International Holdings, LLC and .001% is owned by Natiloportem Holdings, LLC.
 3 19.12% of the shares of MetLife Servicios S.A. are held by Compania Inversora MetLife S.A. and 80.88% are held by Natiloportem Holdings, LLC.
 4 66.662% is owned by MetLife International Holdings, LLC, 33.337% is owned by MetLife Worldwide Holdings, LLC and 0.001% is owned by Natiloportem Holdings, LLC.
 5 95.46% is owned by MetLife International Holdings, LLC and 4.54% is owned by Natiloportem Holdings, LLC.

6 99.99998% of MetLife Administradora de Fondos Multipatrocinos Ltda. is owned by MetLife International Holdings, LLC and .00002% by Natiloportem Holdings, LLC.
 7 50.000002% of AmMetLife Insurance Berhad is owned by MetLife International Holdings, LLC and the remainder by a third party.
 8 49.999997% of AmMetLifeTakaful Berhad is owned by MetLife International Holdings, LLC and the remainder by a third party.
 9 50% of MAXIS GBN S.A.S. is held by MetLife International Holdings, LLC and the remainder by third parties.
 10 99.9% of Excelencia Operativa y Tecnologica, S.A. de C.V. is held by Natiloportem Holdings, LLC and .1% by MetLife Mexico Servicios S.A. de C.V.
 11 99.99964399% MetLife Mas, SA de C.V. is owned by MetLife International Holdings, LLC and .00035601% is owned by International Technical and Advisory Services Limited.
 12 98.9% is owned by MetLife International Holdings, LLC and 1.1% is owned by MetLife International Limited, LLC. Metlife Global Holdings LLC is a DE LLC and is considered domiciled in Ireland from a tax perspective.

SCHEDULE Y - INFORMATION CONCERNING ACTIVITIES OF INSURER MEMBERS OF A HOLDING COMPANY GROUP

PART 1 - ORGANIZATIONAL CHART

E-1b



11.10

1 98.9% is owned by MetLife International Holdings, LLC and 1.1% is owned by MetLife International Limited, LLC. Global Holdings LLC is a DE LLC and is considered domiciled in Ireland from a tax perspective.

2 MetLife Insurance and Investment Trust is a trust vehicle, the trustee of which is MetLife Investments PTY Limited ("MIPL"). MIPL is a wholly owned subsidiary of MetLife Insurance PTY Limited.

3 99.050271% is owned by MetLife Mexico Holdings, S. de R.L. de C.V. and .949729% is owned by MetLife International Holdings, LLC.

4 97.5125% is owned by MetLife Mexico Holdings, S. de R.L. de C.V. and 2.4875% is owned by MetLife International Holdings, LLC.

5 98% is owned by MetLife Mexico Holdings, S. de R.L. de C.V. and 2% is owned by MetLife International Holdings, LLC.

6 99% is owned by MetLife Mexico, S.A. de C.V. and 1% is owned by MetLife Mexico Servicios, S.A. de C.V.

7 99.7% is owned by MetLife Global Holdings LLC (DE) and 0.3% is owned by MetLife International Holdings, LLC. Metropolitan Global Management, LLC is a DE LLC and is considered domiciled in Ireland from a tax perspective.

8 91.16468% of MetLife Insurance Limited (Australia) is owned by MetLife Ireland Treasury d.a.c. and 8.83532% by MetLife Global Holdings LLC (DE).

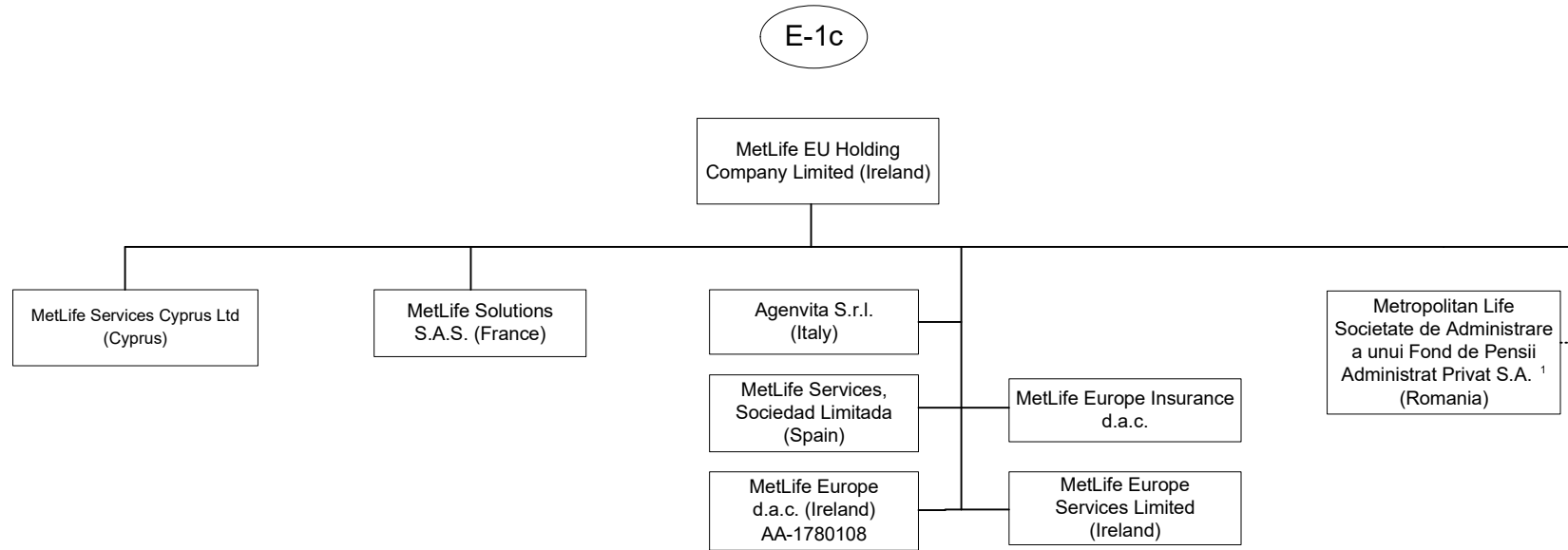
9 99.99995% is owned by Metropolitan Global Management, LLC and .00005% is owned by MetLife International Holdings, LLC.

10 99.999509% of MetLife Regional Services, S.A. de C.V. (Mexico) is held by MetLife Mexico Holdings, S. de R.L. de C.V. and 0.000491% is held by MetLife UK Management Company Limited (England/UK).

11 84.125% of MetLife, Life Insurance Company (Egypt) is owned by MetLife UK Management Company Limited (England/UK) and the remaining interest by third parties.

SCHEDULE Y - INFORMATION CONCERNING ACTIVITIES OF INSURER MEMBERS OF A HOLDING COMPANY GROUP

PART 1 - ORGANIZATIONAL CHART

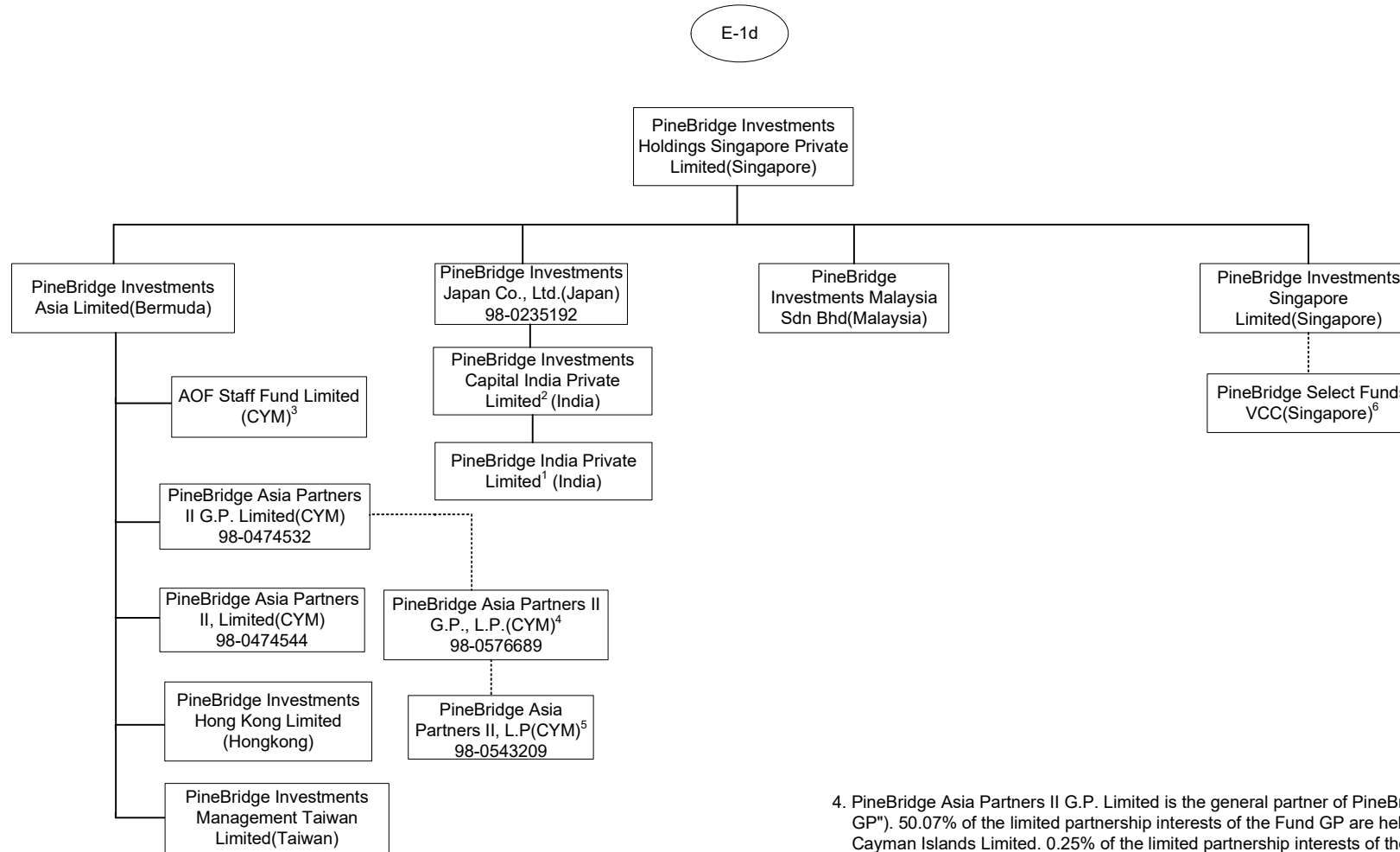


¹ 99.9903% of Metropolitan Life Societate de Administrare a unui Fond de Pensii Administrat Privat S.A. is owned by MetLife EU Holding Company Limited and 0.0097% by MetLife Europe Services Limited.

STATEMENT AS OF MARCH 31, 2026 OF THE METROPOLITAN GENERAL INSURANCE COMPANY

SCHEDULE Y - INFORMATION CONCERNING ACTIVITIES OF INSURER MEMBERS OF A HOLDING COMPANY GROUP

PART 1 - ORGANIZATIONAL CHART



1. 99.9999% of PineBridge India Private Limited is owned by PineBridge Investments Capital India Private Limited and 0.0001% is owned by PineBridge Investments Japan Co., Ltd.

2. 92.05 % of Pinebridge Investments Capital India Private Limited is owned by PineBridge Investments Japan Co., Ltd. and 7.95% is owned by PineBridge Investments Holdings Singapore Private Limited

3. 100% of the voting securities of AOF Staff Fund Limited is owned by PineBridge Investments Asia Limited. 60.61% of the non-voting securities of AOF Staff Fund Limited is owned by PineBridge Investments Holdings Singapore Private Limited and 39.39% of the non-voting securities are held by former employees.

4. PineBridge Asia Partners II G.P. Limited is the general partner of PineBridge Asia Partners II G.P., L.P. (the "Fund GP"). 50.07% of the limited partnership interests of the Fund GP are held by PineBridge Investments Holdings Singapore Private Limited, 0.25% of the limited partnership interests of the Fund GP are held by PineBridge Asia Partners II G.P. Limited, and 49.68% of the limited partnership interests of the Fund GP are held by former employees..

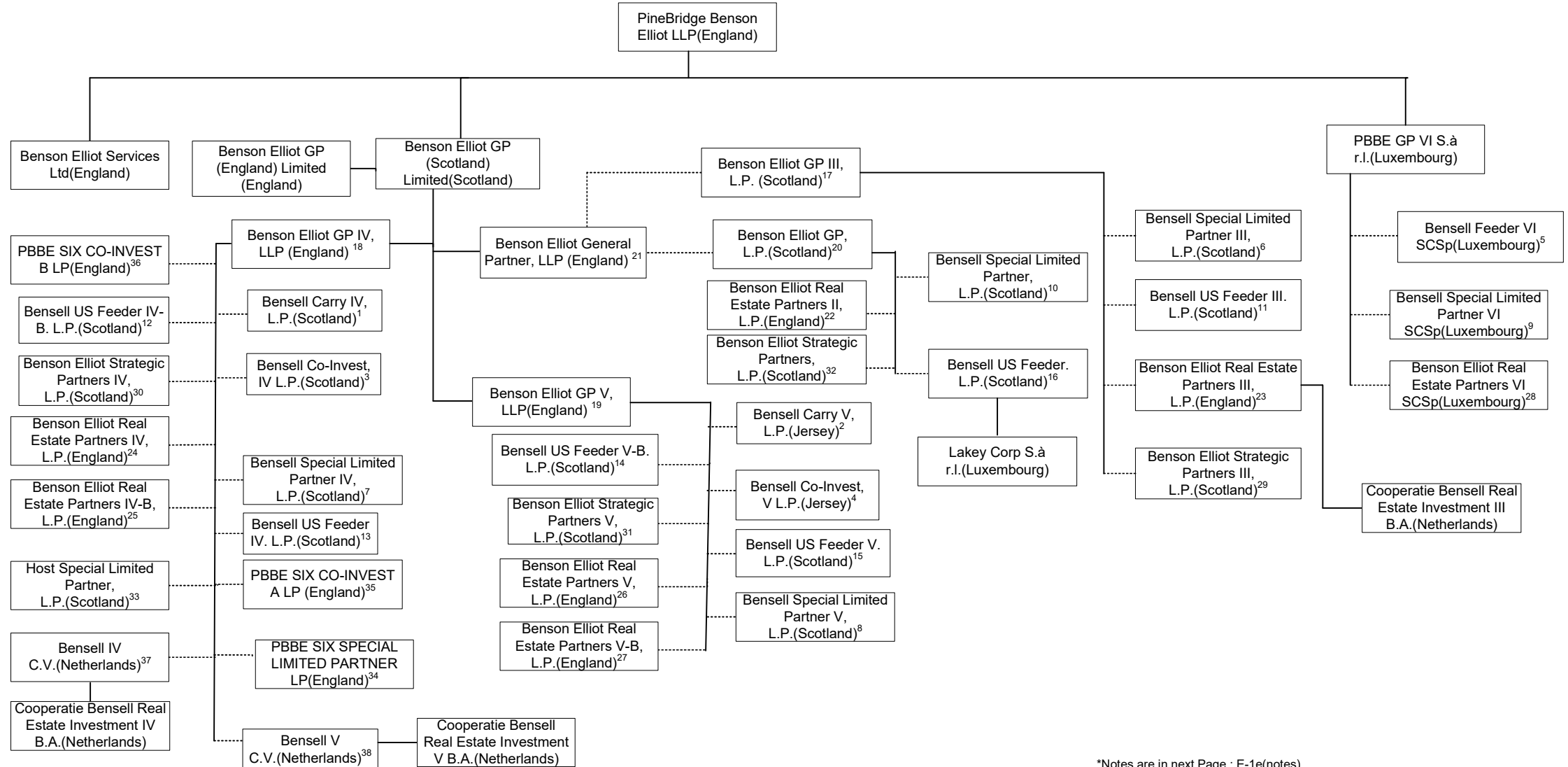
5. PineBridge Asia Partners II G.P., L.P. is the general partner of PineBridge Asia Partners II, L.P. (the "Fund"). 0.97% of the limited partnership interests of the Fund are held by PineBridge Asia Partners II G.P., L.P., 0.46% of the limited partnership interests of the Fund are held by PineBridge Alternative Investment Holdings LLC, and 98.57% of the limited partnership interests of the Fund are held by other third parties

6. PineBridge Investments Singapore Limited holds 100% of the management shares of PineBridge Select Funds VCC (the "Fund"). 100% of the non-voting interests of the Fund are held by third parties.

SCHEDULE Y - INFORMATION CONCERNING ACTIVITIES OF INSURER MEMBERS OF A HOLDING COMPANY GROUP

PART 1 - ORGANIZATIONAL CHART

E-1e



*Notes are in next Page : E-1e(notes)

SCHEDULE Y - INFORMATION CONCERNING ACTIVITIES OF INSURER MEMBERS OF A HOLDING COMPANY GROUP

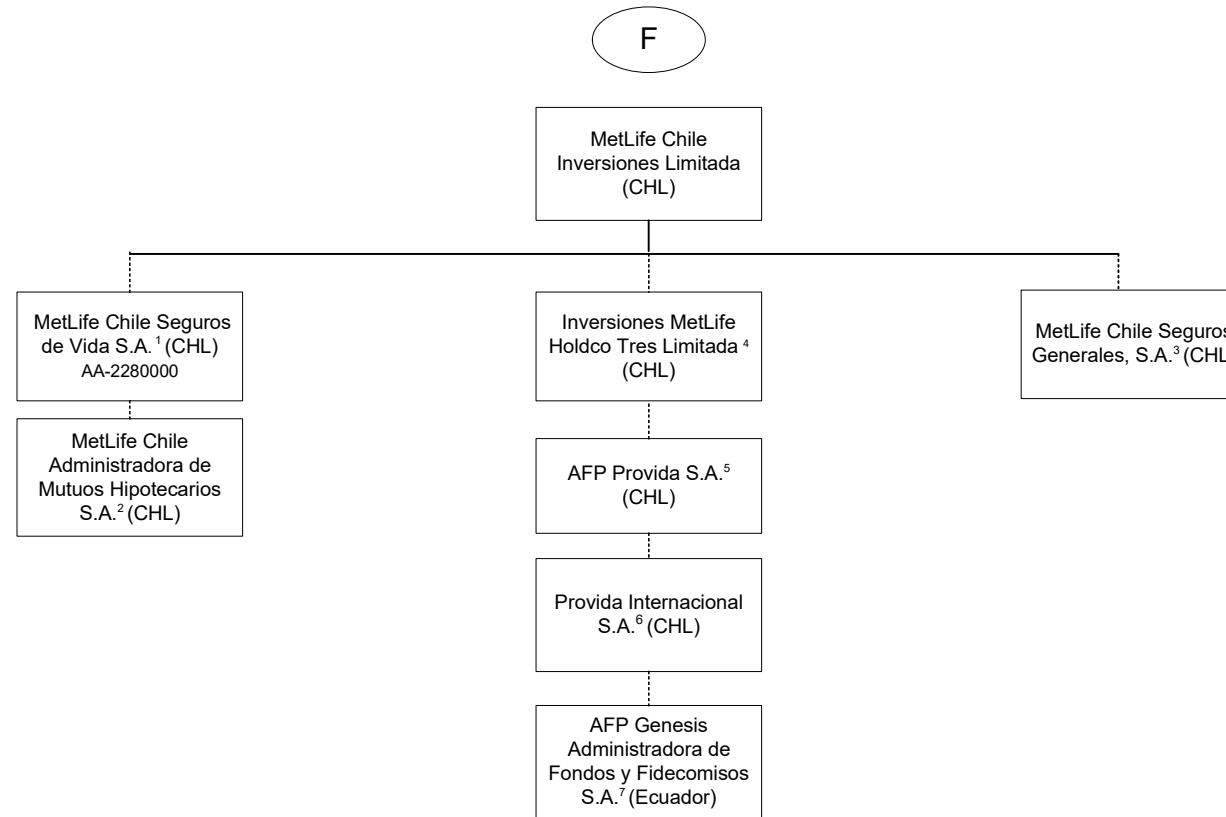
PART 1 - ORGANIZATIONAL CHART

E-1e(Notes)

1. Benson Elliot GP IV, LLP is the general partner of Bensell Carry IV, L.P. (the "Fund"). 90.10% of the limited partnership interests of Fund are held by employees and 9.90% by Benson Elliot Services Limited.
2. Benson Elliot GP V, LLP is the general partner of Bensell Carry V, L.P. (the "Fund"). 81.45% of the limited partnership interests of Fund are held by employees and 18.55% by Benson Elliot Services Limited.
3. Benson Elliot GP IV, LLP is the general partner of Bensell Co-Invest, IV L.P. (the "Fund"). 100% of the limited partnership interests of Fund are held by employees.
4. Benson Elliot GP V, LLP is the general partner of Bensell Co-Invest, V L.P. (the "Fund"). 92.67% of the limited partnership interests of Fund are held by employees and 7.33% by Benson Elliot Services Limited.
5. PBBE GP VI S.à r.l. is the general partner of Bensell Feeder VI SCSp (the "Fund"). 100% of the limited partner interests of the Fund are owned by third parties.
6. Benson Elliot GP III, L.P. is the general partner of Bensell Special Limited Partner III, L.P. (the "Fund"). 100% of the limited partnership interests of the Fund are held by Benson Co-Invest III, L.P.
7. Benson Elliot GP IV, LLP is the general partner of Bensell Special Limited Partner IV, L.P. (the "Fund"). 100% of the limited partnership interests of the Fund are held by Benson Co-Invest IV, L.P.
8. Benson Elliot GP V, LLP is the general partner of Bensell Special Limited Partner V, L.P. (the "Fund"). 100% of the limited partnership interests of Fund are held by Benson Co-Invest V, L.P.
9. PBBE GP VI S.à r.l. is the general partner of the Bensell Special Limited Partner VI SCSp (the "Fund"). 80% of the limited partner interests in Bensell Special Limited Partner VI SCSp are held by third parties and 20% by PineBridge Investments Holdings US LLC.
10. Benson Elliot GP, L.P. is the general partner of Bensell Special Limited Partner, L.P. (the "Fund"). 68.50% of the limited partnership interests of Fund are held by employees and 31.50% by Benson Elliot Services Limited.
11. Benson Elliot GP III, L.P. is the general partner of Bensell US Feeder III, L.P. (the "Fund"). 100% of the limited partnership interests of are the Fund held by third parties.
12. Benson Elliot GP IV, LLP is the general partner of Bensell US Feeder IV-B, L.P. (the "Fund"). 100% of the limited partnership interests of the Fund are held by third parties.
13. Benson Elliot GP IV, LLP is the general partner of Bensell US Feeder IV, L.P. (the "Fund"). 100% of the limited partnership interests of the Fund are held by third parties
14. Benson Elliot GP V, LLP is the general partner of Bensell US Feeder V-B, L.P. (the "Fund"). 100% of the limited partnership interests of the Fund are held by third parties
15. Benson Elliot GP V, LLP is the general partner of Bensell US Feeder V, L.P. (the "Fund"). 100% of the limited partnership interests of Fund are held by third parties
16. Benson Elliot GP, L.P. is the general partner of Bensell US Feeder, L.P. (the "Funds"). 100% of the limited partnership interests of the Fund are held by third parties
17. Benson Elliot General Partner, LLP is the general partner of Benson Elliot GP III, L.P. (the "Fund"). 100% of the limited partnership interests of the Fund are held by Benson Elliot Services Ltd.
18. 99% of Benson Elliot GP IV, LLP is owned by Benson Elliot GP (Scotland) Limited and 1% is owned by Benson Elliot GP (England) Limited.
19. 99% of Benson Elliot GP V, LLP is owned by Benson Elliot GP (Scotland) Limited and 1% is owned by Benson Elliot GP (England) Limited.
20. Benson Elliot General Partner, LLP is the general partner of Benson Elliot GP, L.P. (the "Fund"). 100% the limited partnership interests of the Fund are held by Benson Elliot Services Ltd.
21. 99% of Benson Elliot General Partner, LLP is owned by Benson Elliot GP (Scotland) Limited and 1% is owned by Benson Elliot GP (England) Limited.
22. Benson Elliot GP, L.P. is the general partner of Benson Elliot Real Estate Partners II, L.P. (the "Fund"). 89.96% of the limited partnership interests of the Fund are held third parties; 7.84% are held by Bensell US Feeder, L.P.; 1.12% are held by Bensell Strategic Partners, L.P.; and 0.89% are held by Bensell Special Limited Partner, L.P.
23. Benson Elliot GP III, L.P. is the general partner of Benson Elliot Real Estate Partners III, L.P. (the "Fund"). 84.19% of the limited partnership interests of the Fund are held by third parties; 14.61% are held by Bensell US Feeder III, L.P.; 0.21% are held by Bensell Strategic Partners III, L.P.; and 0.99% are held by Bensell Special Limited Partner III, L.P.
24. Benson Elliot GP IV, LLP is the general partner of Benson Elliot Real Estate Partners IV, L.P. (the "Fund"). 66.29% of the limited partnership interests of the Fund are held by third parties; 31.83% are held by Bensell US Feeder IV, L.P.; 0.40% are held by Bensell Strategic Partners IV, L.P.; and 1.48% are held by Bensell Special Limited Partner IV, L.P.
25. Benson Elliot GP IV, LLP is the general partner of Benson Elliot Real Estate Partners IV-B, L.P. (the "Fund"). 61.89% of the limited partnership interests of the Fund are held by third parties; 36.63% are held by Bensell US Feeder IV-B, L.P.; and 1.48% are held by Bensell Special Limited Partner IV, L.P.
26. Benson Elliot GP V, LLP is the general partner of Benson Elliot Real Estate Partners V, L.P. (the "Fund"). 80.43% the limited partnership interests are held by third parties; 17.76% are held by Bensell US Feeder V, L.P.; 0.37% are held by Bensell Strategic Partners V, L.P.; and 1.44% are held by Bensell Special Limited Partner V, L.P.
27. Benson Elliot GP V, LLP is the general partner of Benson Elliot Real Estate Partners V-B, L.P. (the "Fund"). 37.56% of the limited partnership interests of the Fund are held by third parties; 61.00% are held by Benson US Feeder V-B, L.P.; and 1.44% are held by Bensell Special Limited Partner V, L.P.
28. PBBE GP VI S.à r.l. is the general partner of Benson Elliot Real Estate Partners VI SCSp (the "Fund"). 55.31% limited partnership interests of the Fund are held by third parties; 41.78% are held by Bensell Feeder VI, SCSp; and 2.91% are held by Bensell Special Limited Partner VI, SCSp.
29. Benson Elliot GP III, L.P. is the general partner of Benson Elliot Strategic Partners III, L.P. (the "Fund"). 100% limited partnership interests of the Fund are held by third parties.
30. Benson Elliot GP IV, LLP is the general partner of Benson Elliot Strategic Partners IV, L.P. (the "Fund"). 100% the limited partnership interests of the Fund are held by third parties.
31. Benson Elliot GP V, LLP is the general partner of Benson Elliot Strategic Partners V, L.P. (the "Fund"). 100% the limited partnership interests of the Fund are held by third parties.
32. Benson Elliot GP, L.P. is the general partner of Benson Elliot Strategic Partners, L.P. (the "Fund"). 100% the limited partnership interests of the Fund are held by third parties.
33. Benson Elliot GP IV, LLP is the general partner of Host Special Limited Partner, L.P. (the "Fund"). 45% of the limited partnership interests of the Fund are held by employees and 55% by Benson Elliot Services Limited.
34. Benson Elliot GP V, LLP is the general partner of PBBE SIX SPECIAL LIMITED PARTNER LP (the "Fund"). 95.65% of the limited partnership interests of the Fund are held by employees and 4.35% are held by Benson Elliot Services Limited.
35. Benson Elliot GP V, LLP is the general partner of PBBE SIX CO-INVEST A LP (the "Fund"). 100% of the limited partnership interests in the Fund are held by third parties.
36. Benson Elliot GP V, LLP is the general partner of PBBE SIX CO-INVEST B LP (the "Fund"). 95.00% of the limited partnership interests of the Fund are held by third parties. 2.50% of the limited partnership interests of the Fund are held by PineBridge Secondary Partners IV, SLP; and 2.50% are held by PineBridge Secondary Partners V, SLP.
37. Benson Elliot GP IV, LLP is the general partner of Bensell IV C.V. (the "Fund"). 71.81% of the limited partnership interests of the Fund are held by Benson Elliot Real Estate Partners IV, L.P. and 28.19% are held by Benson Elliot Real Estate Partners IV-B, L.P.
38. Benson Elliot GP V, LLP is the general partner of Bensell V C.V. (the "Fund"). 65.30% of the limited partnership interests of the Fund are held by Benson Elliot Real Estate Partners V, L.P. and 34.70% are held by Benson Elliot Real Estate Partners V-B, L.P.

SCHEDULE Y - INFORMATION CONCERNING ACTIVITIES OF INSURER MEMBERS OF A HOLDING COMPANY GROUP

PART 1 - ORGANIZATIONAL CHART

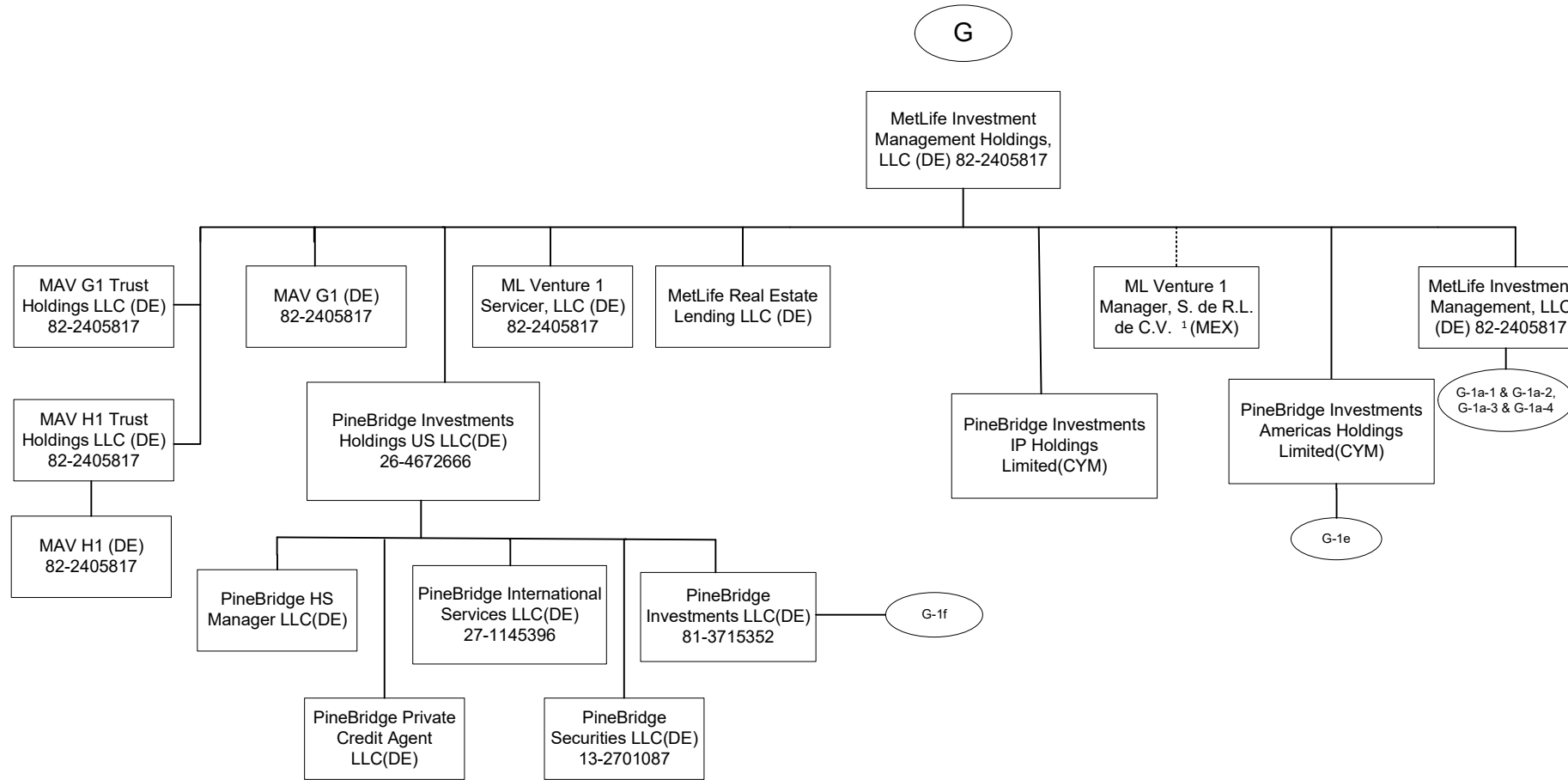


1 99.997% is held by MetLife Chile Inversiones Limitada and .003% by International Technical and Advisory Services Limited.
 2 99.9% is held by MetLife Chile Seguros de Vida S.A. and 0.1% by MetLife Chile Inversiones Limitada.
 3 99.99% of MetLife Chile Seguros Generales, S.A. is owned by MetLife Chile Inversiones Limitada and 0.01% by Inversiones MetLife Holdco Dos Limitada.
 4 97.13% of Inversiones MetLife Holdco Tres Limitada is owned by MetLife Chile Inversiones Limitada and 2.87% is owned by Inversiones MetLife Holdco Dos Limitada.

5 42.3815% of AFP Provida S.A. is owned by Inversiones MetLife Holdco Dos Limitada, 42.3815% owned by Inversiones MetLife Holdco Tres Limitada and 10.9224% by MetLife Chile Inversiones Limitada and the remainder is owned by the public.
 6 99.99% of Provida Internacional S.A. is owned by AFP Provida S.A. and .01% by MetLife Chile Inversiones Limitada.
 7 99.9% of AFP Genesis Administradora de Fondos y Fidecomisos S.A. is owned by Provida Internacional S.A. and 0.1% by MetLife Chile Inversiones Limitada.

SCHEDULE Y - INFORMATION CONCERNING ACTIVITIES OF INSURER MEMBERS OF A HOLDING COMPANY GROUP

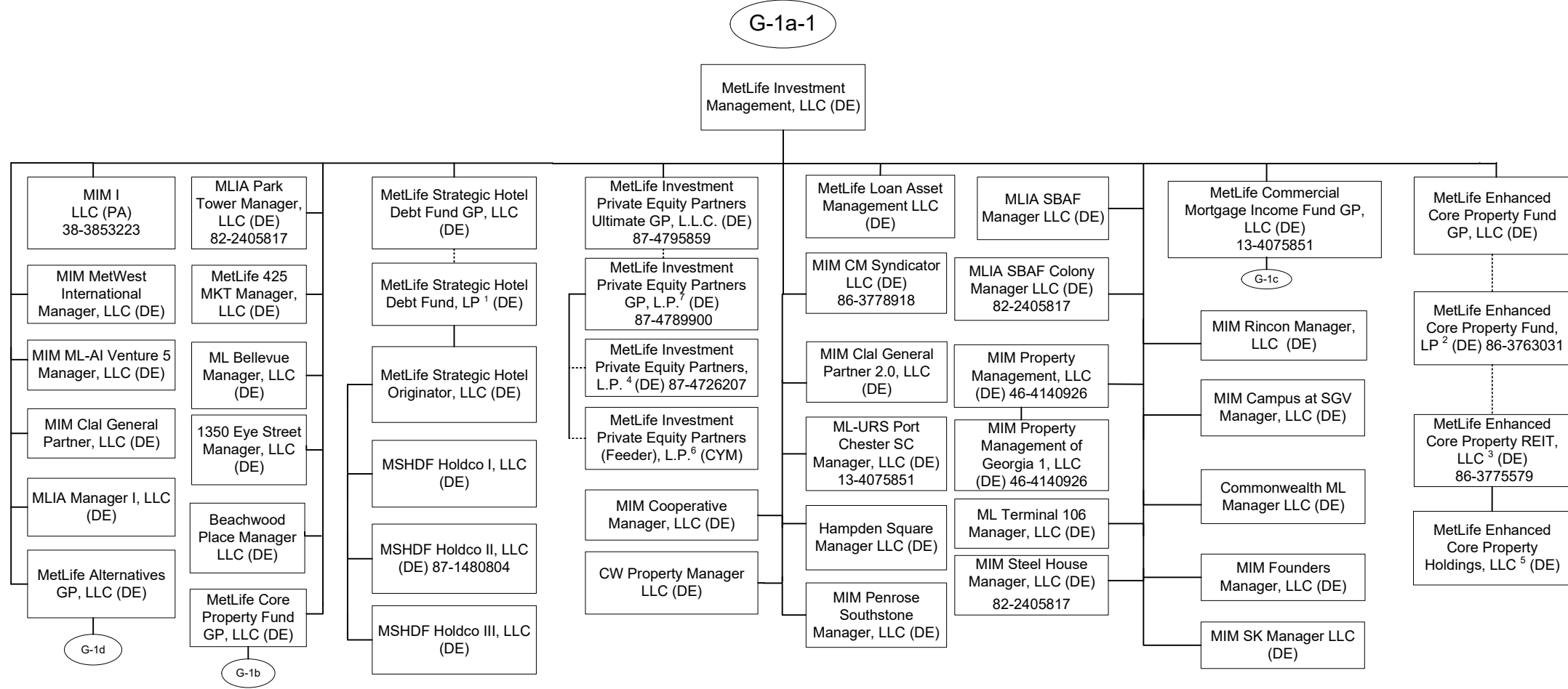
PART 1 - ORGANIZATIONAL CHART



1. 99.9% of ML Venture1 Manager, S. de R.L. de C.V. is owned by MetLife Investment Management Holdings, LLC and 0.1% is owned by MetLife Investment Management Holdings (Ireland) Limited.

SCHEDULE Y - INFORMATION CONCERNING ACTIVITIES OF INSURER MEMBERS OF A HOLDING COMPANY GROUP

PART 1 - ORGANIZATIONAL CHART



11.17

1 MetLife Strategic Hotel Debt Fund GP, LLC is the general partner of MetLife Strategic Hotel Debt Fund, LP (the "Fund"). The following affiliates committed to hold limited partnership interests in the Fund: Metropolitan Life Insurance Company (46.88%) and Metropolitan Tower Life Insurance Company (26.04%). The remainder of Fund commitments are held by third parties.

2 MetLife Enhanced Core Property Fund GP is the general partner of MetLife Enhanced Core Property Fund LP (the "Fund"). The following affiliates hold limited partnership interests in the Fund: 33.3328% is held by Metropolitan Life Insurance Company and 33.3328% is held by Metropolitan Tower Life Insurance Company. The remainder is held by third parties.

3 MetLife Enhanced Core Property Fund, LP is the manager of MetLife Enhanced Core Property REIT, LLC (the "Fund") and holds 99.9% of the membership interests in the Fund. The remainder is held by third parties.

4 MetLife Investment Private Equity Partners GP, L.P. is the general partner of MetLife Investment Private Equity Partners, L.P. (the "Fund"). The GP holds 0.0001% of the interests in the Fund and the remainder is held by third parties.

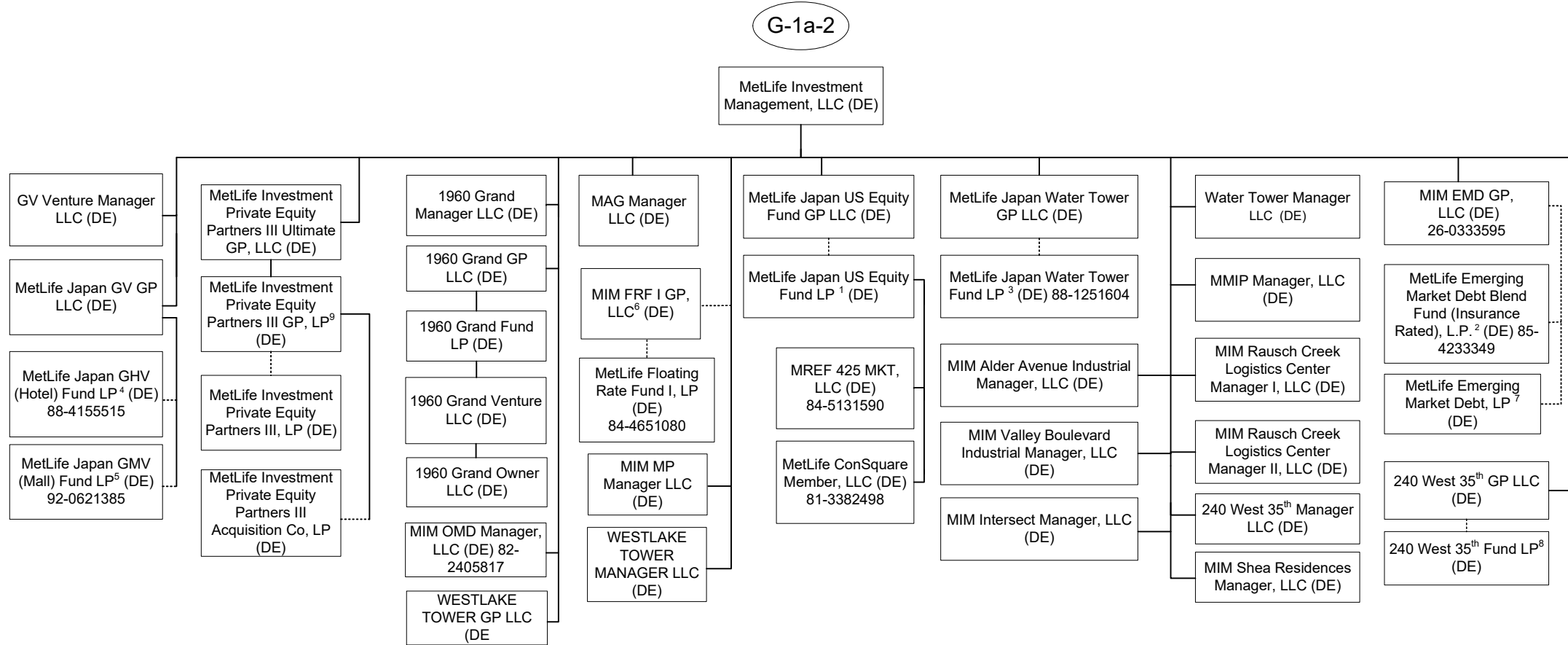
5 MetLife Enhanced Core Property Holdings, LLC also holds, directly or indirectly, the following limited liability companies (partial and/or indirect ownership indicated in parenthesis): MetLife Enhanced Core TRS, LLC; MEC Patriot Park 5 LLC; MEC Fillmore Cherry Creek, LLC; MEC 7001 Arlington, LLC; MEC Salt Lake City Hotel Owner, LLC; MEC Salt Lake City TRS Lessee, LLC (100%); MEC 83 Happy Valley Member, LLC; MEC Rivard Road Member, LLC; MEC Heritage Creekside Owner, LLC; MEC Burlington Woods Biocenter, LLC; MEC Property Management, LLC; MEC Whiteland Logistics, LLC; MEC The Overlook LLC; MEC Chapel Hills East Member, LLC; MEC ESG TRS, LLC; MEC Slover Avenue Member, LLC.

6 MetLife Investment Private Equity Partners GP, L.P. is the general partner of MetLife Investment Private Equity Partners (Feeder), L.P. (the "Fund"). The interests in the Fund are held exclusively by third parties.

7 MetLife Investment Private Equity Partners Ultimate GP, L.L.C. is the general partner of MetLife Investment Private Equity Partners GP, L.P. (the "Fund"). The interests in the Fund are held exclusively by third parties.

SCHEDULE Y - INFORMATION CONCERNING ACTIVITIES OF INSURER MEMBERS OF A HOLDING COMPANY GROUP

PART 1 - ORGANIZATIONAL CHART



1 MetLife Japan US Equity Fund GP, LLC is general partner of MetLife Japan US Equity Fund LP ("Fund"). The following affiliates hold a limited partnership interest in the Fund: 51% is owned by MetLife Japan US Equity Owners LLC and 49% by MetLife Japan US Equity Owners (Blocker) LLC.

2 MIM EMD GP, LLC is the general partner of MetLife Emerging Market Debt Blend Fund (Insurance Rated), L.P. (the "Fund"). Metropolitan Life Insurance Company owns 73.66% of the Fund.

3 MetLife Japan Water Tower GP LLC is the general partner of MetLife Japan Water Tower Fund LP. MetLife Japan Water Tower Fund LP owned approximately 68.7% by MetLife Water Tower Owner LLC and 31.3% by MetLife Japan Water Tower Owner (Blocker) LLC.

4 MetLife Japan GV GP LLC is the general partner of MetLife Japan GHV (Hotel) Fund LP. MetLife Japan GHV (Hotel) Fund LP is owned (i) 55.865222% by MetLife GV Owner LLC, (ii) 10.027182% by MTL GV Owner LLC, and (iii) 34.107596% by MetLife Japan Owner (Blocker) LLC.

5 MetLife Japan GV GP LLC is the general partner of MetLife Japan GMV (Mall) Fund LP. MetLife Japan GMV (Mall) Fund LP is owned (i) 55.845714% by MetLife GV Owner LLC, (ii) 10.058134% by MTL GV Owner LLC, and (iii) 34.096152% by MetLife Japan Owner (Blocker) LLC.

6 MIM FRF I GP, LLC is the general partner of MetLife Floating Rate Fund I, LP (the "Fund"). The fund is offered to third parties.

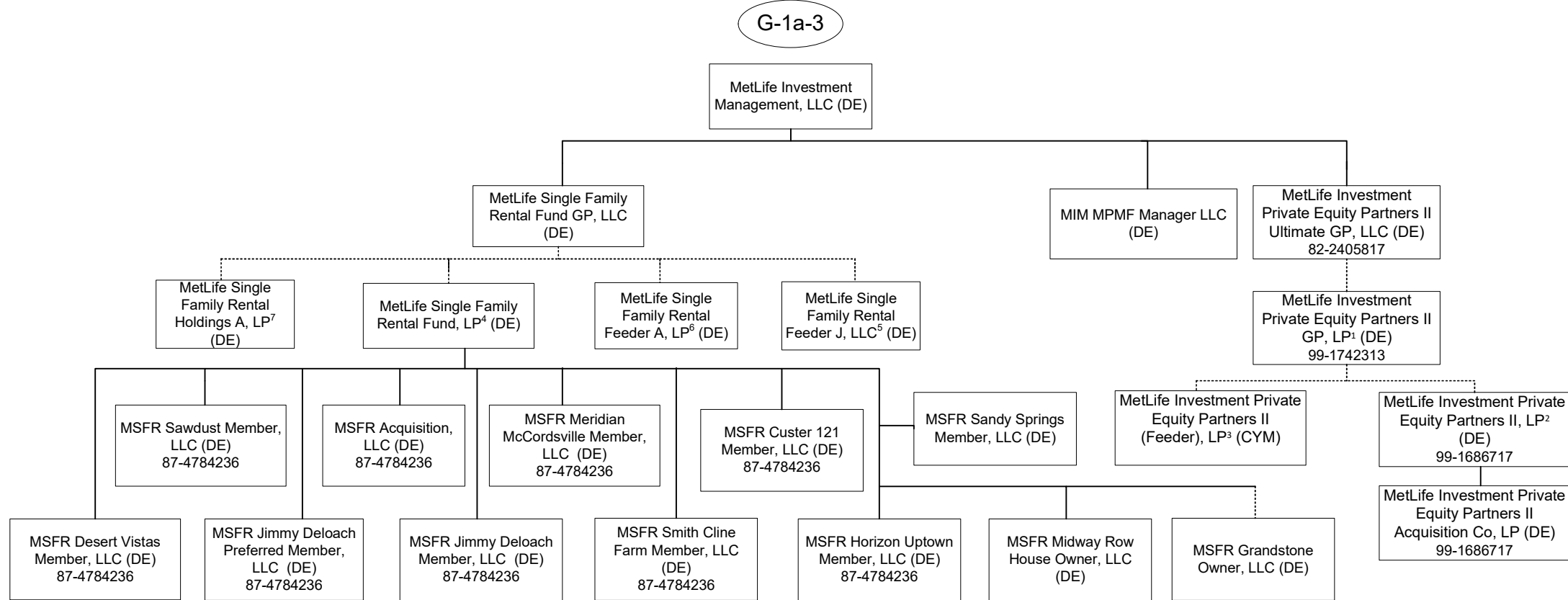
7 MIM EMD GP, LLC is the general partner of MetLife Emerging Market Debt, LP (the "Fund"). The fund is offered to third parties.

8 240 West 35th GP LLC is the general partner of 240 West 35th Fund LP. 240 West 35th Fund LP is owned (i) 60.060058% by MetLife Japan 240 West 35th Owner (Blocker) LLC, and (ii) 39.939942% by ML 240 West 35th Owner LLC.

9 MetLife Investment Private Equity Partners III Ultimate GP, LLC is the general partner of MetLife Investment Private Equity Partners III GP, LP (the "Fund"). Certain MetLife employees are limited partners in the fund.

SCHEDULE Y - INFORMATION CONCERNING ACTIVITIES OF INSURER MEMBERS OF A HOLDING COMPANY GROUP

PART 1 - ORGANIZATIONAL CHART

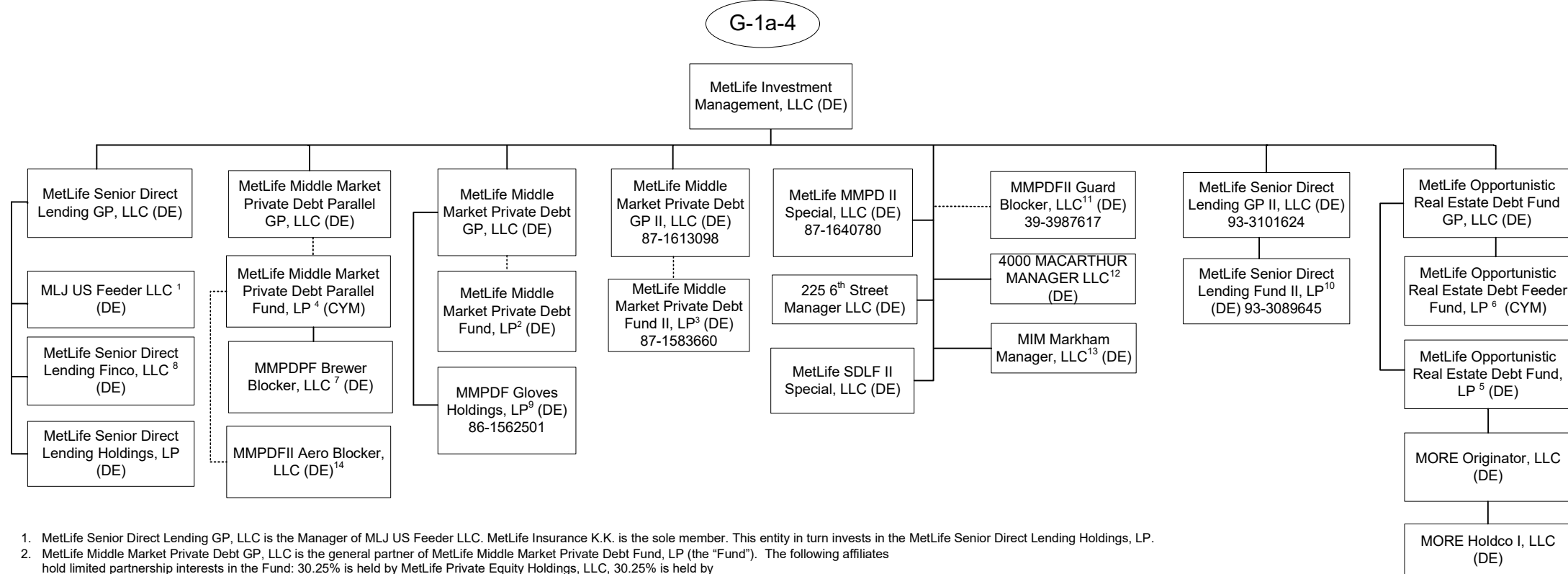


11.19

1. MetLife Investment Private Equity Partners II Ultimate GP, LLC is the general partner of MetLife Investment Private Equity Partners II GP, LP (the "Fund"). Certain MetLife employees are limited partners in the fund.
2. MetLife Investment Private Equity Partners II GP, LP is the general partner (the "GP") of MetLife Investment Private Equity Partners II, LP (the "Fund"). The GP holds 0.0866% of the interests in the Fund and the remainder is held by third parties.
3. MetLife Investment Private Equity Partners II GP, LP is the general partner (the "GP") of MetLife Investment Private Equity Partners II (Feeder), LP (the "Fund"). The interests in the Fund are held exclusively by third parties.
4. MetLife Single Family Rental Fund GP, LLC is the general partner of MetLife Single Family Rental Fund, LP (the "Fund"). The following affiliates directly hold limited partnership interests in the Fund: Metropolitan Life Insurance Company (7.69%) and Metropolitan Tower Life Insurance Company (30.77%). Additionally, a wholly owned subsidiary of MetLife Core Property Fund, LP, a private fund Controlled by MetLife Investment Management, LLC, directly holds 25.64% of the limited partnership interests in the Fund.
5. MetLife Single Family Rental Fund GP, LLC is the manager of MetLife Single Family Rental Feeder J, LLC (the "Fund"). MetLife Insurance K.K. holds 100% of the membership interests issued by the Fund. The Fund invests all of its assets in MetLife Single Family Rental Fund, LP.
6. MetLife Single Family Rental Fund GP, LLC is the general partner of MetLife Single Family Rental Feeder A, LP (the "Fund"). The limited partnership interests in the Fund are held exclusively by third parties. The Fund invests all of its assets in MetLife Single Family Rental Holdings A, LP, which invests all of its assets in MetLife Single Family Rental Fund, LP.
7. MetLife Single Family Rental Fund GP, LLC is the general partner of MetLife Single Family Rental Holdings A, LP (the "Fund"). The limited partnership interests in the Fund are held exclusively by MetLife Single Family Rental Feeder A, LP, and the Fund invests all of its assets in MetLife Single Family Rental Fund, LP.

SCHEDULE Y - INFORMATION CONCERNING ACTIVITIES OF INSURER MEMBERS OF A HOLDING COMPANY GROUP

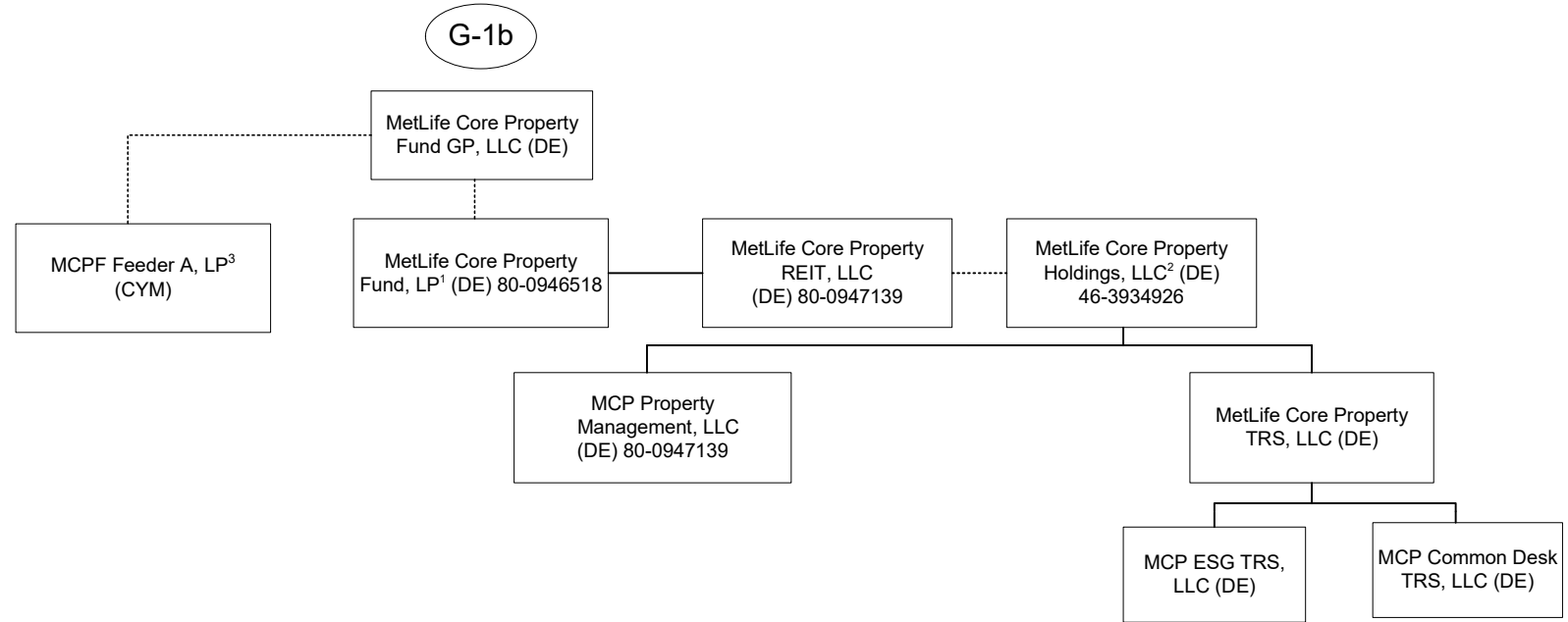
PART 1 - ORGANIZATIONAL CHART



1. MetLife Senior Direct Lending GP, LLC is the Manager of MLJ US Feeder LLC. MetLife Insurance K.K. is the sole member. This entity in turn invests in the MetLife Senior Direct Lending Holdings, LP.
2. MetLife Middle Market Private Debt GP, LLC is the general partner of MetLife Middle Market Private Debt Fund, LP (the "Fund"). The following affiliates hold limited partnership interests in the Fund: 30.25% is held by MetLife Private Equity Holdings, LLC, 30.25% is held by Metropolitan Life Insurance Company, 3.46% is held by MetLife Middle Market Private Debt GP, LLC. The remainder is held by a third party.
3. MetLife Middle Market Private Debt GP II, LLC is the general partner of MetLife Middle Market Private Debt Fund II, LP (the "Fund"). 0.16% of the Fund is held by MetLife employees and the remainder of the Fund is held by third parties and a feeder fund.
4. MetLife Middle Market Private Debt Parallel GP, LLC is the general partner of MetLife Middle Market Private Debt Parallel Fund, LP (the "Fund"). The following affiliate holds a limited partnership interest in the Fund: MetLife Insurance K.K. (Japan) (100%).
5. MetLife Opportunistic Real Estate Debt Fund GP, LLC is the general partner of MetLife Opportunistic Real Estate Debt Fund, LP (the "Fund"). The following affiliates committed to hold limited partnership interests in the Fund: Metropolitan Life Insurance Company ("MLIC") (30.9%), MLIC for Martello Reinsurance (45.5%), Metropolitan Tower Life Insurance Company (6.8%) and MetLife Reinsurance Company of Hamilton, Ltd. (7.7%). The Fund is currently being offered to third parties for investment.
6. MetLife Opportunistic Real Estate Debt Fund GP, LLC is the general partner of MetLife Opportunistic Real Estate Debt Feeder Fund, LP (the "Feeder Fund"). The Feeder Fund invests all of its assets into MetLife Opportunistic Real Estate Debt Fund, LP. The Feeder Fund is currently being offered to third parties for investment.
7. MetLife Investment Management, LLC is the Manager and MetLife Middle Market Private Debt Parallel Fund, LP is the sole Member of MMPDPF Brewer Blocker, LLC.
8. MetLife Senior Direct Lending GP, LLC is the General Partner of MetLife Senior Direct Lending Finco, LLC. MetLife Insurance K.K. is the sole member. This entity in turn invests in the MetLife Senior Direct Lending Holdings, LP
9. MetLife Middle Market Private Debt GP, LLC is the general partner and MetLife Middle Market Private Debt Fund, LP and MetLife Middle Market Private Debt Parallel Fund, LP are the sole limited partners.
10. MetLife Senior Direct Lending GP II, LLC is the general partner of MetLife Senior Direct Lending II, LP (the "Fund"). 0.06% of the Fund is held by MetLife employees and the remainder of the Fund is held by a feeder fund. The Fund is currently being offered to third parties for investment.
11. MetLife Investment Management, LLC is the Manager. The sole member is MetLife Middle Market Private Debt II Investment Fund, LP.
12. MetLife Investment Management, LLC owns 100% of 4000 MacArthur Manager LLC.
13. The Entity is 100% owned by MetLife Investment Management, LLC.
14. MetLife Investment Management, LLC is the Manager. The sole member is MetLife Middle Market Private Debt II Investment Fund, LP.

SCHEDULE Y - INFORMATION CONCERNING ACTIVITIES OF INSURER MEMBERS OF A HOLDING COMPANY GROUP

PART 1 - ORGANIZATIONAL CHART



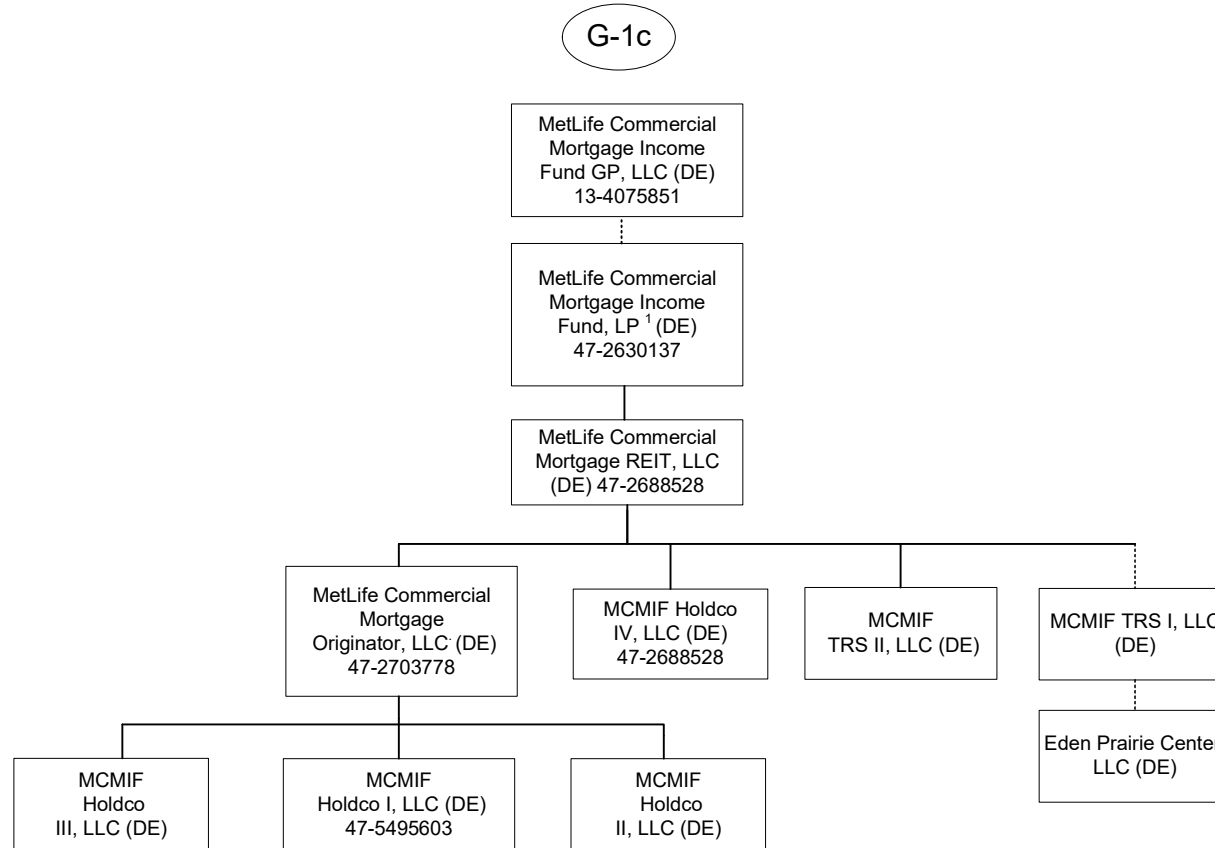
1 MetLife Core Property Fund GP, LLC is the general partner of MetLife Core Property Fund, LP (the "Fund"). A substantial majority of the limited partnership interests in the Fund are held by third parties. The following affiliates hold limited partnership interests in the Fund: Metropolitan Life Insurance Company owns 14.40%, Metropolitan Life Insurance Company (on behalf of Separate Account 746) owns 2.09%, MetLife Insurance Company of Korea Limited owns 1.72%, MetLife Insurance KK owns 8.1%, Metropolitan Tower Life Insurance Company owns 0.04% and Metropolitan Tower Life Insurance Company (on behalf of Separate Account 152) owns 3.85%.

2 MetLife Core Property Holdings, LLC also holds, directly or indirectly, the following limited liability companies (partial and/or indirect ownership indicated in parenthesis): MCP Alley24 East, LLC; MCP Foxborough, LLC (100%); MCP One Westside, LLC; MCP 7 Riverway, LLC; MCP Acquisition, LLC; MCP SoCal Industrial – Springdale, LLC; MCP SoCal Industrial – Concourse, LLC; MCP SoCal Industrial – Kellwood, LLC; MCP SoCal Industrial – Redondo, LLC; MCP SoCal Industrial – Fullerton, LLC; MCP SoCal Industrial – Loker, LLC; MCP Paragon Point, LLC; MCP The Palms at Doral, LLC; MCP EnV Chicago, LLC; MCP Financing, LLC; MCP 1900 McKinney, LLC; MCP 550 West Washington, LLC; MCP 3040 Post Oak, LLC; MCP SoCal Industrial – LAX, LLC; MCP SoCal Industrial – Anaheim, LLC; MCP West Fork, LLC; MCP SoCal Industrial – Bernardo, LLC; MCP Ashton South End, LLC; MCP Main Street Village, LLC; MCP Trimble Campus, LLC; MCP Stateline, LLC; MCP Broadstone, LLC; ; MCP Buford Logistics Center Bldg B, LLC; MCP 22745 & 22755 Relocation Drive, LLC; MCP 9020 Murphy Road, LLC; MCP Northyards Holdco, LLC; MCP Northyards Owner, LLC (100%); MCP Northyards Master Lessee, LLC (100%); MCP VOA Holdings, LLC; MCP VOA I & III, LLC (100%); MCP VOA II, LLC (100%); MCP West Broad Marketplace, LLC; MCP Grapevine, LLC; MCP Union Row, LLC; MCP Fife Enterprise Center, LLC; MCP 2 Ames, LLC; MCP 2 Ames Two, LLC (100%); MCP 2 Ames One, LLC (100%); MCP 2 Ames Owner, LLC (100%); MCP 350 Rohlwing, LLC; MCP- Wellington, LLC; MCP Onyx, LLC; MCP SP Self Storage Member, LLC; MCP Stablewood Member, LLC; MCP Valley Forge, LLC; MCP Valley Forge Two, LLC (100%); MCP Valley Forge One, LLC (100%); MCP Valley Forge Owner, LLC (100%); MCP MA Property REIT, LLC; MCPF - Needham, LLC (100%); 60 11th Street, LLC (100%); MCP-English Village, LLC; Des Moines Creek Business Park Phase II, LLC; MCP Magnolia Park Member, LLC; MCP Denver Pavilions Member, LLC; MCP Seattle Gateway Industrial I, LLC; MCP Seattle Gateway Industrial II, LLC; MCP Seventh and Osborn Retail Member, LLC; MCP Astor at Osborn, LLC; MCP Burnside Member, LLC; MCP Key West, LLC; MCP Vance Jackson, LLC; MCP Mountain Technology Center Member TRS, LLC; MCP Vineyard Avenue Member, LLC; MCP Shakopee, LLC; MCP 93 Red River Member, LLC; MCP Frisco Office, LLC; MCP Center Avenue Industrial Member, LLC; MCP 220 York, LLC; MCP 1500 Michael, LLC; MCP Sleepy Hollow Member, LLC; MCP Clawiter Innovation Member, LLC; MCP Bradford, LLC; MCP 50-60 Binney, LLC; MCP Hub I, LLC; MCP Hub I Property, LLC (100%); MCP Dillon, LLC; MCP Dillon Residential, LLC; MCP Optimist Park Member, LLC; MCP 38th West Highland, LLC; MCP Longhaven Estates Member, LLC; Mountain Technology Center A, LLC; Mountain Technology Center B, LLC; Mountain Technology Center C, LLC; Mountain Technology Center D, LLC; Mountain Technology Center E, LLC; MCP Frisco Office Two, LLC; MCP Gateway Commerce Center 5, LLC; MCP Allen Creek Member, LLC; Center Avenue Industrial, LLC (81.28%); Center Avenue Industrial Venture, LLC (81.28%); MCP HH Hotel LB Trust (100%); Vineyard Avenue Industrial Venture, LLC (79.81%) and Vineyard Avenue Industrial, LLC (79.81%); MCP 122 E. Sejo Lilly, LL MCP HH Hotel LB, LLC; MCP HH Hotel LB Trust (100%) MCP HH Hotel TRS, LB, LLC (100%); MCP Block 23 Residential Owner, LLC; MCP Rausch Creek Logistics Center Member I, LLC; MCP Rausch Creek Logistics Center Member II, LLC; MCP 249 Industrial Business Park, LLC (100%); MCP Alder Avenue Industrial Member, LLC (100%); MCP Valley Boulevard Industrial Member, LLC (100%); MCP Rancho Village MHC Member, LLC; MCP MCFA Additional PropCo 1, LLC; MCP MCFA Additional PropCo 2, LLC; MCP MCFA Additional PropCo 3, LLC; MCP MCFA Additional PropCo 4, LLC; MCP MCFA Additional PropCo 5, LLC; 93 Red River, LP; HM Sleepy Hollow LLC (100%); Sleepy Hollow Residences LLC (100%); Clawiter Investors LLC; Clawiter Innovation LLC; Clawiter Industrial LLC.

3 MetLife Core Property Fund GP, LLC is the general partner of MCPF Feeder A, LP (the "Fund"). The limited partnership interests in the Fund are held exclusively by third parties. The Fund invests all of its assets in the MetLife Core Property Fund, LP.

SCHEDULE Y - INFORMATION CONCERNING ACTIVITIES OF INSURER MEMBERS OF A HOLDING COMPANY GROUP

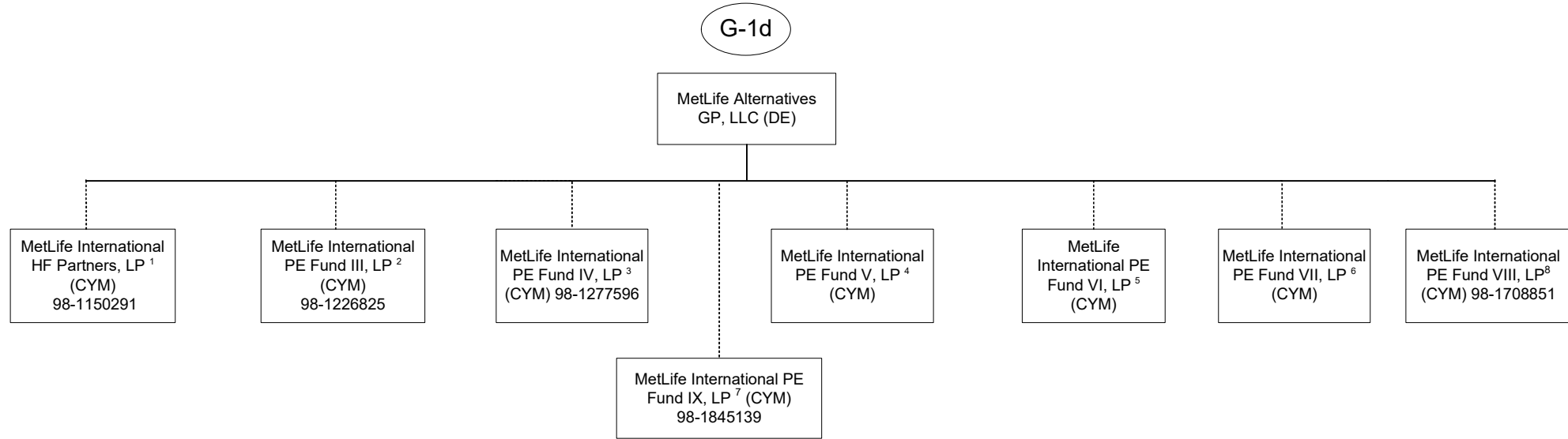
PART 1 - ORGANIZATIONAL CHART



1 MetLife Commercial Mortgage Income Fund GP, LLC is the general partner of MetLife Commercial Mortgage Income Fund, LP (the "Fund"). A majority of the limited partnership interests in the Fund are held by third parties. The following affiliates hold limited partnership interests in the Fund: Metropolitan Life Insurance Company owns 27.35%, MetLife Insurance Company of Korea, Limited. owns 1.31%, and Metropolitan Tower Life Insurance Company owns 3.62%..

SCHEDULE Y - INFORMATION CONCERNING ACTIVITIES OF INSURER MEMBERS OF A HOLDING COMPANY GROUP

PART 1 - ORGANIZATIONAL CHART

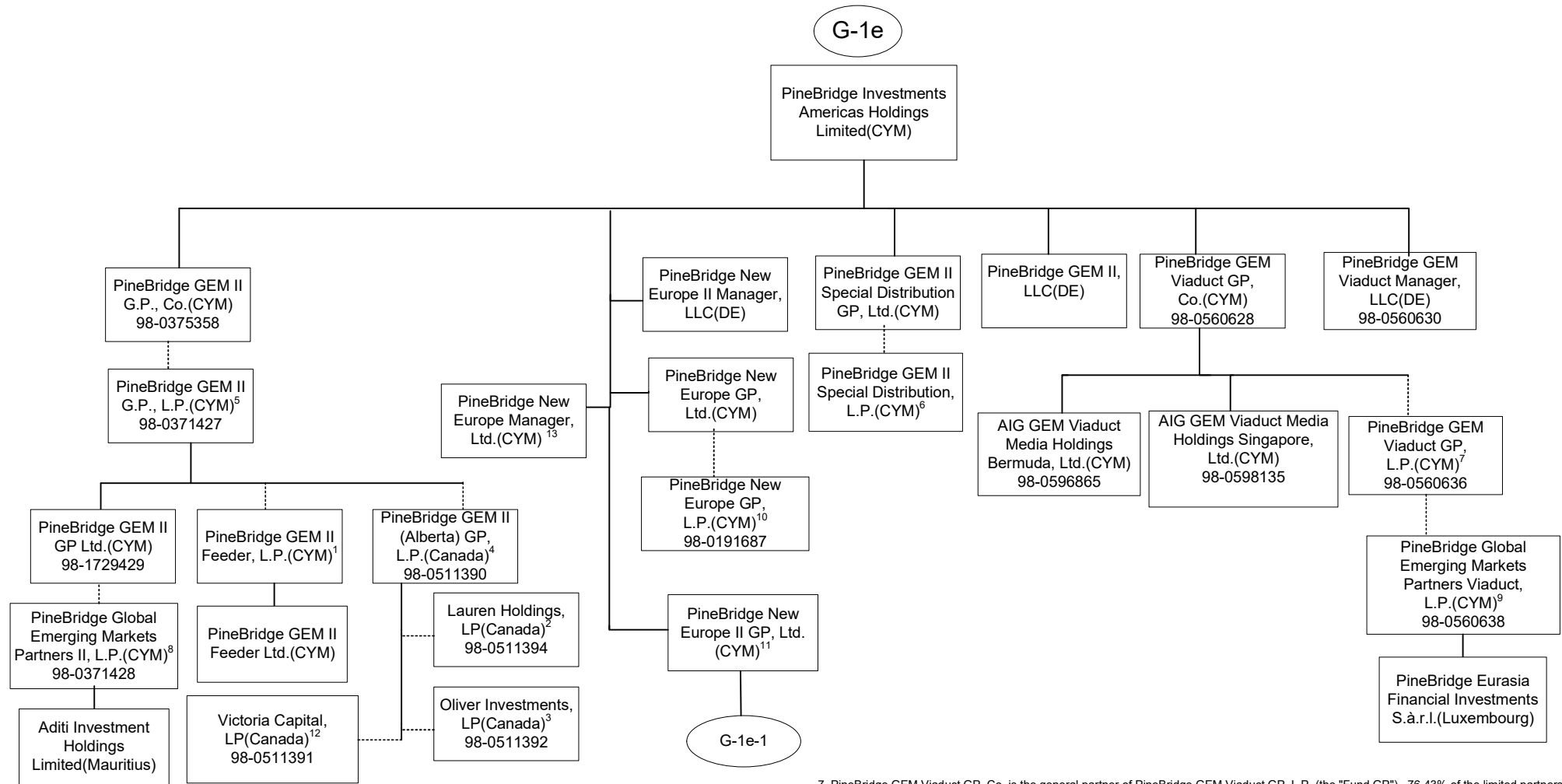


1 90.30% of the limited partnership interests of MetLife International HF Partners, LP is owned by MetLife Insurance K.K. (Japan) and 9.70% is owned by MetLife Insurance Company of Korea Limited.
 2 92.09% of the limited partnership interest of MetLife International PE Fund III, LP is owned by MetLife Insurance K.K. (Japan) and 7.91% is owned by MetLife Insurance Company of Korea Limited.
 3 96.21% of the limited partnership interests of MetLife International PE Fund IV, LP is owned by MetLife Insurance K.K. (Japan) 3.79% is owned by MetLife Insurance Company of Korea Limited.

4 96.73% of the limited partnership interests of MetLife International PE Fund V, LP is owned by MetLife Insurance K.K. (Japan) and 3.27% is owned by MetLife Insurance Company of Korea.
 5 96.53% of the limited partnership interests of MetLife International PE Fund VI, LP entity is owned by MetLife Insurance K.K. (Japan) and 3.47% is owned by MetLife Insurance Company of Korea.
 6 MetLife Alternatives GP, LLC is the general partner of MetLife International PE Fund VII, LP. MetLife Insurance K.K. (Japan) is the sole limited partner.
 7 MetLife Alternatives GP, LLC delegated the management of MetLife International PE Fund IX, LP to MetLife Investment Management, LLC.
 8 MetLife Insurance Company of Korea, Limited. owns 1.25% of MetLife International PE Fund VIII, LP.

SCHEDULE Y - INFORMATION CONCERNING ACTIVITIES OF INSURER MEMBERS OF A HOLDING COMPANY GROUP

PART 1 - ORGANIZATIONAL CHART



1. PineBridge GEM II G.P., L.P. is the general partner of PineBridge GEM II Feeder, L.P. (the "Fund"). 100% of the limited partnership interests of the Fund are held by third parties.

2. Lauren Holdings, L.P. (the "AIV") is an AIV of PineBridge GEM II (Alberta) GP, L.P. 98.07% of the limited partnership interests of the AIV are held by third parties. 1.93% of the limited partnership interests in the AIV are held by PineBridge GEM II (Alberta) GP, L.P.

3. Oliver Investments, LP (the "AIV") is an AIV of PineBridge GEM II (Alberta) GP, L.P. 98.07% of the limited partnership interests of the AIV are held by third parties. 1.93% of the limited partnership interests in the AIV are held by PineBridge GEM II (Alberta) GP, L.P.

4. PineBridge GEM II G.P., L.P. is the general partner of PineBridge GEM II (Alberta) GP, L.P. (the "Fund GP"). 100.00% of the limited partnership interests of Fund GP are held by current and former employees.

5. PineBridge GEM II G.P., Co. is the general partner of PineBridge GEM II G.P., L.P. (the "Fund GP"). 62.62% of the limited partnership interests of the Fund GP are held by third parties, 0.19% are held by PineBridge GEM II G.P., Co. and 37.19% are held by current or former employees.

6. PineBridge GEM II Special Distribution GP, Ltd. is the general partner of PineBridge GEM II Special Distribution, L.P. (the "Fund"). 66.67% of the limited partnership interests in the Fund are held by PineBridge GEM II Special Distribution G.P., Ltd and 33.33% are held by current and former employees.

7. PineBridge GEM Viaduct GP, Co. is the general partner of PineBridge GEM Viaduct GP, L.P. (the "Fund GP"). 76.43% of the limited partnership interests of Fund GP are held by third parties, 0.67% are held by PineBridge GEM Viaduct GP, Co., and 22.90% are held by current or former employees.

8. PineBridge GEM II GP Ltd. is the general partner of PineBridge Global Emerging Markets Partners II, L.P. (the "Fund"). 98.07% of the limited partnership interests in of the Fund are held by third parties, and 1.93% are held by PineBridge GEM II G.P., L.P.

9. PineBridge GEM Viaduct GP, L.P. is the general partner of PineBridge Global Emerging Markets Partners Viaduct, L.P. (the "Fund"). 99.00% of the limited partnership interests of the Fund are held by third parties and 1.00% are held by PineBridge GEM Viaduct GP, L.P.

10. PineBridge New Europe GP, Ltd. is the general partner of PineBridge New Europe GP, L.P. (the "Fund GP"). 100.00% of the limited partnership interests of the Fund GP are held by current and former employees.

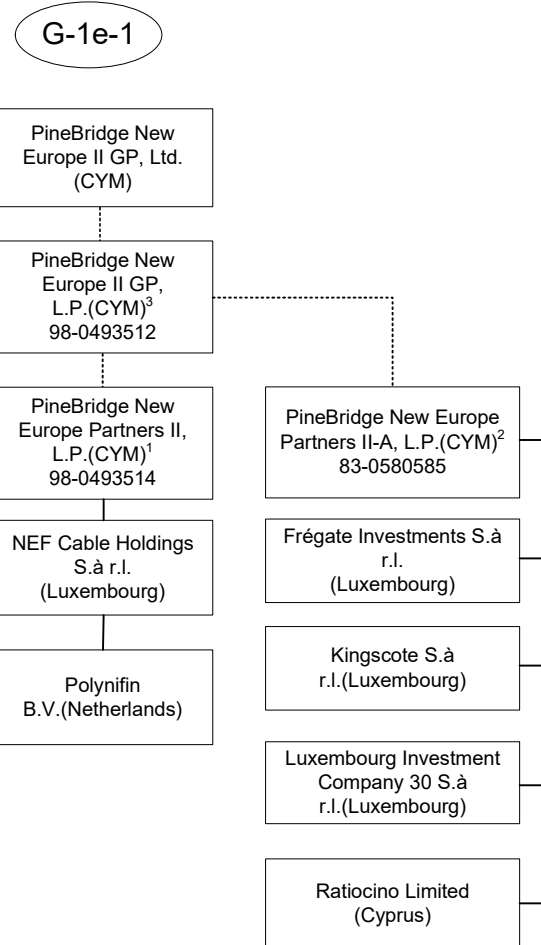
11. PineBridge New Europe II GP, Ltd. is the general partner of PineBridge New Europe II GP, L.P. (the "Fund GP"). 55.40% of the limited partnership interests of the Fund GP are held by third parties, 44.40% are held by current or former employees, and 0.20% are held by PineBridge New Europe II GP, Ltd.

12. Victoria Capital, LP (the "AIV") is an AIV of PineBridge GEM II (Alberta) GP, L.P. 98.07% of the limited partnership interests of the AIV are held by third parties and 1.93% are held by PineBridge GEM II (Alberta) GP, L.P.

13. 70% of the interests in PineBridge New Europe Manager, Ltd. is held by PineBridge Investments Americas Holdings Limited. The remaining 30% is held by a third-party.

SCHEDULE Y - INFORMATION CONCERNING ACTIVITIES OF INSURER MEMBERS OF A HOLDING COMPANY GROUP

PART 1 - ORGANIZATIONAL CHART



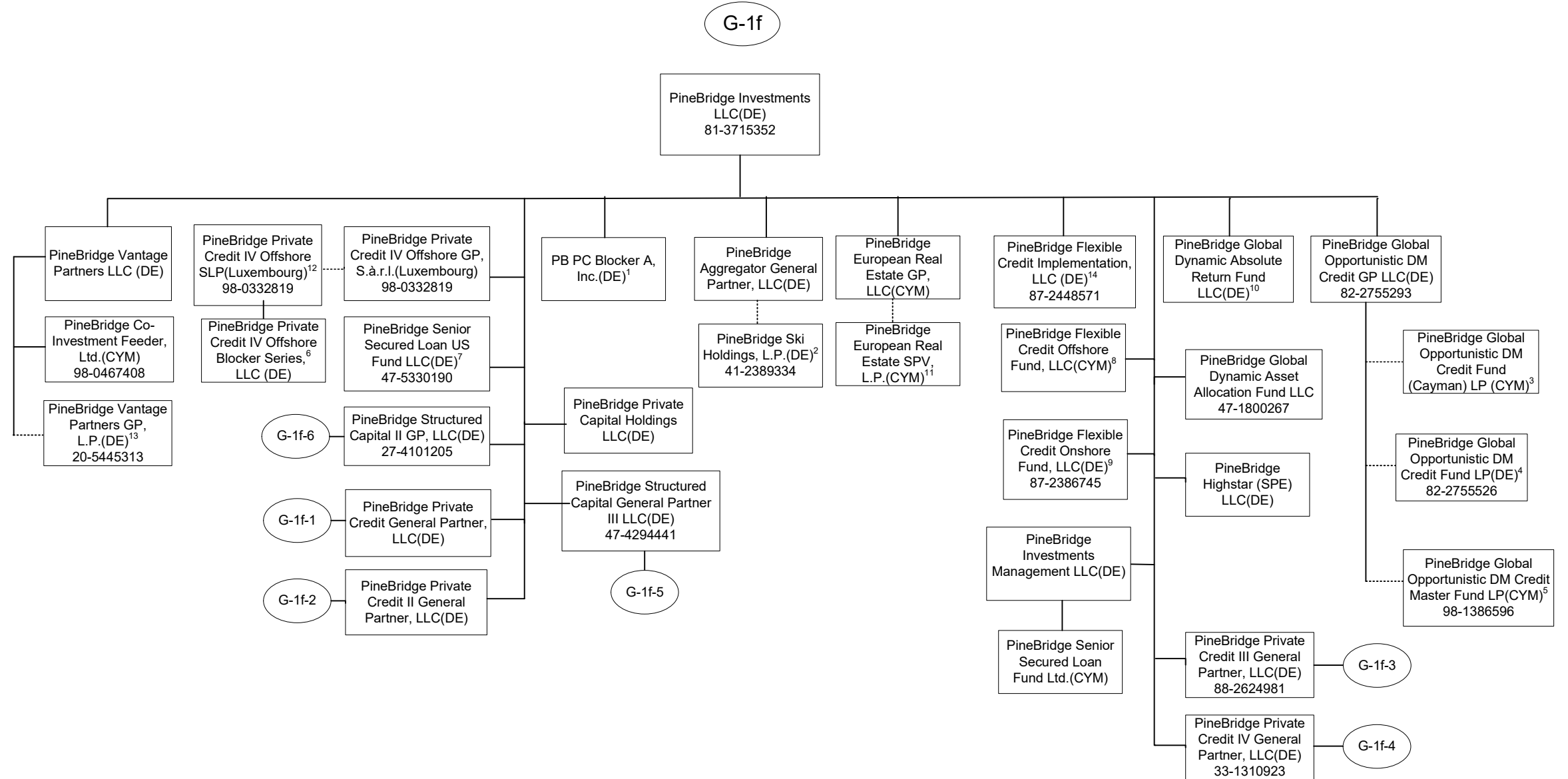
1.PineBridge New Europe II GP, L.P. is the general partner of PineBridge New Europe Partners II, L.P. (the "Fund"). 99.05% of the limited partnership interests of the Fund are held by third parties and 0.95% are held by PineBridge New Europe II GP, L.P.

2. PineBridge New Europe II GP, L.P. is the general partner of PineBridge New Europe Partners II-A, L.P. (the "Fund"). 98.24% of the limited partnership interests in the Fund are held by third parties and 1.76% are held by PineBridge New Europe II GP, L.P.

3.PineBridge New Europe II GP, Ltd. is the general partner of PineBridge New Europe II GP, L.P. (the "Fund GP"). 55.40% of the limited partnership interests of the Fund GP are held by third parties, 44.40% are held by current or former employees, and 0.20% are held by PineBridge New Europe II GP, Ltd.

SCHEDULE Y - INFORMATION CONCERNING ACTIVITIES OF INSURER MEMBERS OF A HOLDING COMPANY GROUP

PART 1 - ORGANIZATIONAL CHART



11.26

*Notes are in next page : G-1f(notations)

SCHEDULE Y - INFORMATION CONCERNING ACTIVITIES OF INSURER MEMBERS OF A HOLDING COMPANY GROUP

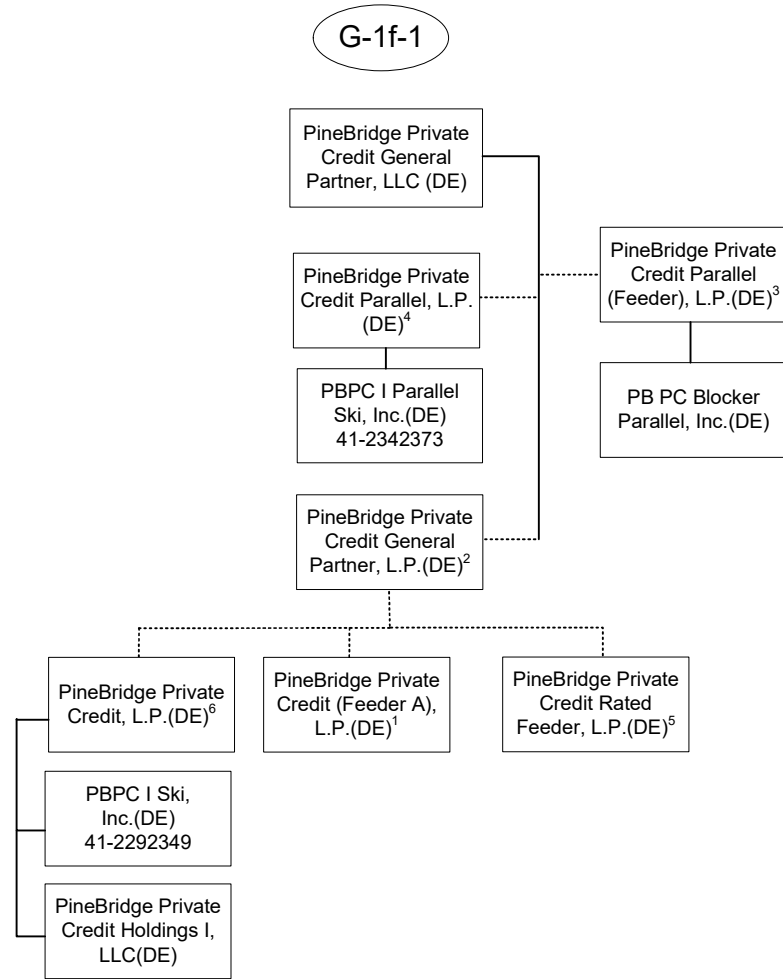
PART 1 - ORGANIZATIONAL CHART

G-1f(notes)

1. 100% of the voting securities of PB PC Blocker A, Inc. are held by PineBridge Investments LLC. 99.80% of the non-voting securities of PB PC Blocker A, Inc. are held by PineBridge Private Credit (Feeder A), L.P. and 0.20% by PineBridge Private Credit General Partner, L.P.
2. PineBridge Aggregator General Partner, LLC is the general partner of PineBridge Ski Holdings, L.P. (the "Fund"). 46.68% of the limited partnership interests of Fund are held by third parties, 51.10% are held by PineBridge Private Credit, L.P., and 2.22% are held by PineBridge Private Credit Parallel, L.P.
3. PineBridge Global Opportunistic DM Credit GP LLC is the general partner of PineBridge Global Opportunistic DM Credit Fund (Cayman) LP (the "Fund"). 100% of the limited partnership interests of the Fund are held by third parties.
4. PineBridge Global Opportunistic DM Credit GP LLC is the general partner of PineBridge Global Opportunistic DM Credit Fund LP (the "Fund"). 100% of the limited partnership interests of the Fund are held by third parties.
5. PineBridge Global Opportunistic DM Credit GP LLC is the general partner of PineBridge Global Opportunistic DM Credit Master Fund LP (the "Fund"). 100% of the limited partnership interests of the Fund are held by third parties.
6. 97.99% of PineBridge Private Credit IV Offshore Blocker Series, LLC is owned by PineBridge Private Credit IV Offshore SLP and 2.01% is held by PineBridge Private Credit IV General Partner, L.P.
7. PineBridge Investments LLC hold 100% of the voting interest of PineBridge Senior Secured Loan US Fund LLC. 100% of the non-voting interests of the Fund are held by third parties.
8. 100.00% of the voting interests of PineBridge Flexible Credit Offshore Fund, LLC are held by PineBridge Investments LLC. 100.00% of the non-voting interests of PineBridge Flexible Credit Offshore Fund, LLC are held by third parties.
9. 100.00% of the voting interests of PineBridge Flexible Credit Onshore Fund, LLC are held by PineBridge Investments LLC. 100.00% of the non-voting interests of PineBridge Flexible Credit Onshore Fund, LLC are held by third parties..
10. PineBridge Investments LLC hold 100% of the voting interest of PineBridge Global Dynamic Absolute Return Fund LLC (the "Fund"). 99.75% of the non-voting interests of the Fund are held by third parties and 0.25% are held by PineBridge Investments LLC.
11. PineBridge European Real Estate GP, LLC is the general partner of PineBridge European Real Estate SPV, L.P. (the "Fund"). 100% of the limited partnership interests of Fund are held third parties.
12. 100.00% of the voting interests of PineBridge Private Credit IV Offshore SLP are held by PineBridge Private Credit IV Offshore GP, S.a.r.l. 100% of the economic interests of PineBridge Private Credit IV Offshore SLP are held by third parties.
13. PineBridge Vantage Partners LLC is the general partner of PineBridge Vantage Partners GP, L.P. (the "Fund GP"). 100% of the limited partnership interests of the Fund GP are held by third parties. 14. 100.00% of the voting interests of PineBridge Flexible Credit Implementation, LLC are held by PineBridge Investments LLC. 26.85% of the non-voting interests of PineBridge Flexible Credit Implementation, LLC are held by PineBridge Flexible Credit Offshore Fund, LLC and 73.15% are held by PineBridge Flexible Credit Onshore Fund, LLC.
14. 100.00% of the voting interests of PineBridge Flexible Credit Implementation, LLC are held by PineBridge Investments LLC. 26.85% of the non-voting interests of PineBridge Flexible Credit Implementation, LLC are held by PineBridge Flexible Credit Offshore Fund, LLC and 73.15% are held by PineBridge Flexible Credit Onshore Fund, LLC.

SCHEDULE Y - INFORMATION CONCERNING ACTIVITIES OF INSURER MEMBERS OF A HOLDING COMPANY GROUP

PART 1 - ORGANIZATIONAL CHART



11.28

1. PineBridge Private Credit General Partner, L.P. is the general partner of PineBridge Private Credit (Feeder A), L.P. (the "Fund"). 100% of the limited partnership interests of Fund are held by third parties.

2. PineBridge Private Credit General Partner, LLC is the general partner of PineBridge Private Credit General Partner, L.P. (the "Fund"). 42.54% of the limited partnership interests of Fund are held by employees and 57.46% are held by third parties.

3. PineBridge Private Credit General Partner, LLC is the general partner of PineBridge Private Credit Parallel (Feeder), L.P. (the "Fund"). 100% of the limited partnership interests of the Fund are held by third parties.

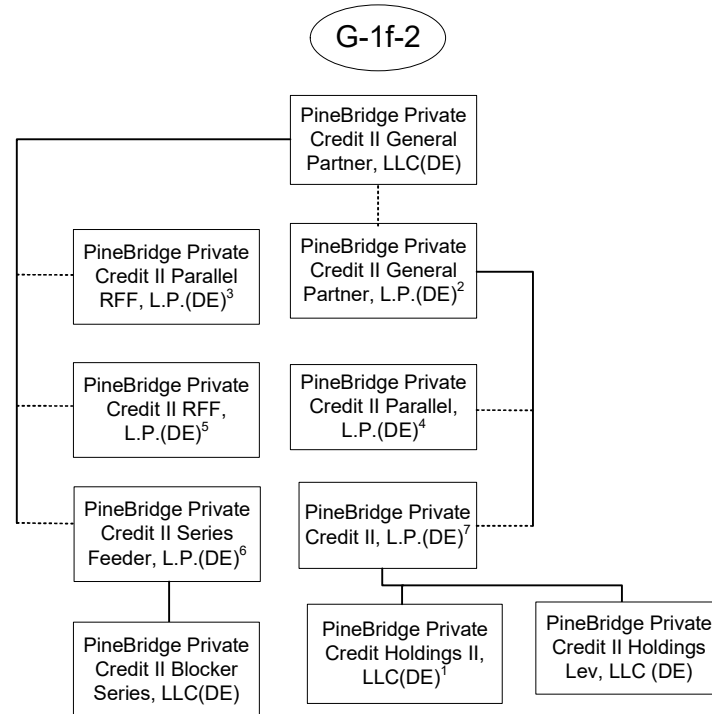
4. PineBridge Private Credit General Partner, LLC is the general partner of PineBridge Private Credit Parallel, L.P. (the "Fund"). 100% of the limited partnership interests of the Fund are held by PB PC Blocker Parallel, Inc.

5. PineBridge Private Credit General Partner, L.P. is the general partner of PineBridge Private Credit Rated Feeder, L.P. (the "Fund"). 100% of the limited partnership interests of the Fund are held by third parties.

6. PineBridge Private Credit General Partner, L.P. is the general partner of PineBridge Private Credit, L.P. (the "Fund"). The following affiliates hold limited partnership interests in the Fund: PineBridge Private Credit General Partner, L.P. holds 1.07%, PB PC Blocker A, Inc. holds 12.16%, PineBridge Private Credit Rated Feeder, L.P. holds 84.28%, and 0.06% are held by employees. The remaining limited partnership interests are held by third parties.

SCHEDULE Y - INFORMATION CONCERNING ACTIVITIES OF INSURER MEMBERS OF A HOLDING COMPANY GROUP

PART 1 - ORGANIZATIONAL CHART



1. 100.00% of the voting interests of PineBridge Private Credit Holdings II, LLC are held by PineBridge Private Credit II, L.P. 100.00% of the non-voting interests of PineBridge Private Credit Holdings II, LLC are held by PineBridge Private Credit Parallel, L.P.

2. PineBridge Private Credit II General Partner, LLC is the general partner of PineBridge Private Credit II General Partner, L.P. (the "Fund"). 60% of the limited partnership interests of the Fund are held by employees. The remaining limited partnership interests of the Fund are held by third parties.

3. PineBridge Private Credit II General Partner, LLC is the general partner of PineBridge Private Credit II Parallel RFF, L.P. (the "Fund"). 100% of the limited partnership interests in the Fund are held by third parties.

4. PineBridge Private Credit II General Partner, L.P. is the general partner of PineBridge Private Credit II Parallel, L.P. (the "Fund"). The following affiliates hold limited partnership interests in the Fund: PineBridge Private Credit II General Partner, L.P. holds 0.04%, PineBridge Private Credit II Parallel RFF, L.P. holds 75.44%, and PineBridge Private Credit II Blocker Series B, LLC hold 9.43%. The remaining interests are held by third parties.

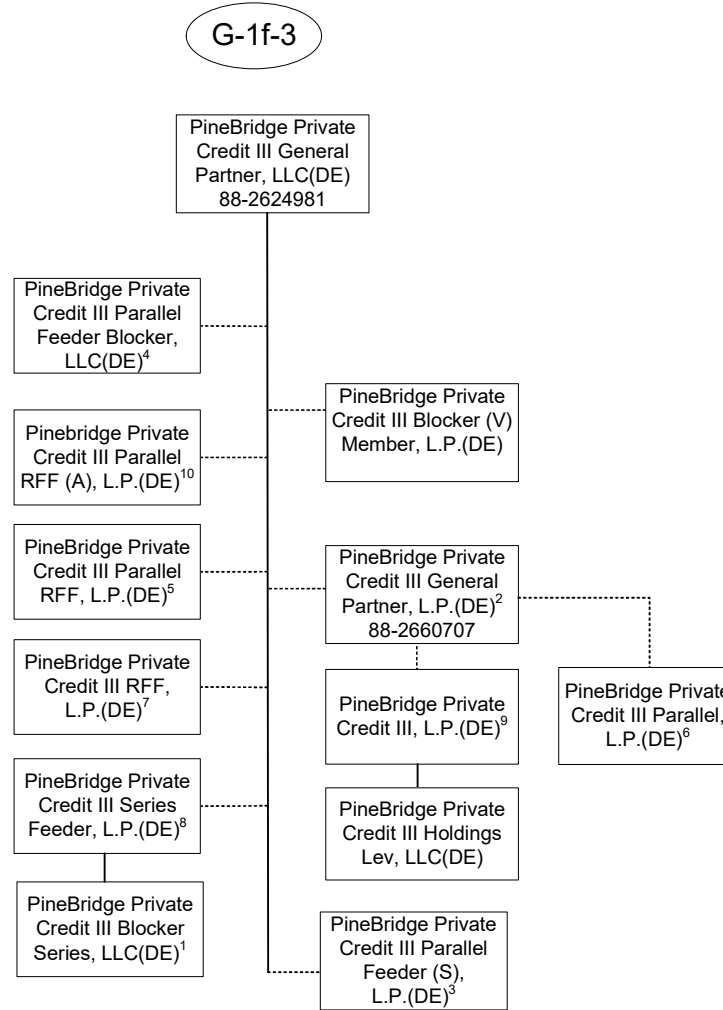
5. PineBridge Private Credit II General Partner, LLC is the general partner of PineBridge Private Credit II RFF, L.P. (the "Fund"). 100% of the limited partnership interests in the Fund are held by third parties.

6. PineBridge Private Credit II General Partner, LLC is the general partner of PineBridge Private Credit II Series Feeder, L.P. (the "Fund"). 100% of the limited partnership interests of the Fund are held by third parties.

7. PineBridge Private Credit II General Partner, L.P. is the general partner of PineBridge Private Credit II, L.P. (the "Fund"). The following affiliates hold limited partnership interests in the Fund: PineBridge Private Credit II General Partner, L.P. hold 2.08%, PineBridge Private Credit II RFF, L.P. holds 90.16%, and PineBridge Private Credit II Blocker Series A, LLC holds 2.50%. The remaining limited partnership interests are held by third parties.

SCHEDULE Y - INFORMATION CONCERNING ACTIVITIES OF INSURER MEMBERS OF A HOLDING COMPANY GROUP

PART 1 - ORGANIZATIONAL CHART

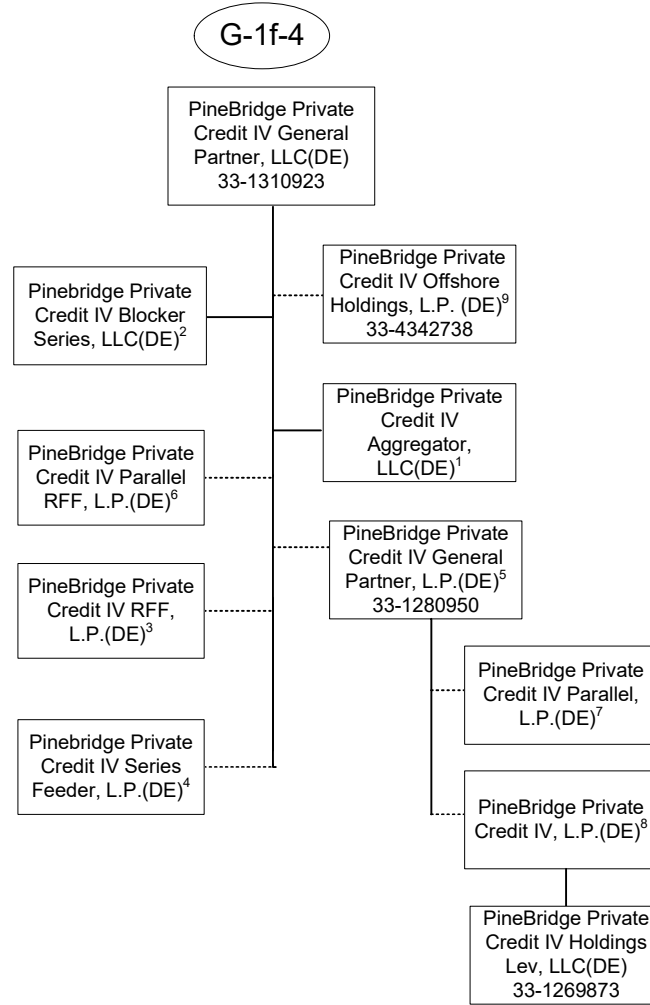


1. 100% of the voting interests of PineBridge Private Credit III Blocker Series, LLC are held by PineBridge Private Credit III Series Feeder, L.P. 1.06% of non-voting interests of PineBridge Private Credit III Blocker Series, LLC is owned by PineBridge Private Credit III General Partner, L.P. and 98.94% is owned by PineBridge Private Credit III Series Feeder, L.P.
 2. PineBridge Private Credit III General Partner, LLC is the general partner of PineBridge Private Credit III General Partner, L.P. (the "Fund GP"). 60% of limited partnership interests of the Fund GP are held by PB Employees and the remaining limited partnership interests are held by third parties.
 3. PineBridge Private Credit III General Partner, LLC is the general partner of PineBridge Private Credit III Parallel Feeder (S), L.P. (the "Fund"). 100% of the limited partnership interests of the Fund are held by third parties.
 4. 100% of the voting interests of PineBridge Private Credit III Parallel Feeder Blocker, LLC are held by PineBridge Private Credit III General Partner, LLC. 97.9% of the non-voting interests of PineBridge Private Credit III Parallel Feeder Blocker, LLC are held by PineBridge Private Credit III Parallel Feeder (S) LP, and 2.10% by PineBridge Private Credit III Blocker (V) Member LP.
 5. PineBridge Private Credit III General Partner, LLC is the general partner of PineBridge Private Credit III Parallel RFF, L.P. (the "Fund"). 100% of the limited partnership interests of the Fund are held by third parties.
 6. PineBridge Private Credit III General Partner, L.P. is the general partner of PineBridge Private Credit III Parallel, L.P. (the "Fund"). The following affiliates hold limited partnership interests in the Fund: PineBridge Private Credit III General Partner, L.P. hold 0.02%, PineBridge Private Credit III Blocker Series LLC (Series B) holds 9.98%, PineBridge Private Credit III Blocker Series, LLC (Series C) holds 3.06%, PineBridge Private Credit III Parallel RFF, L.P. holds 63.87%, and PineBridge Private Credit III Parallel RFF (A), L.P. holds 20.08%. The remaining limited partnership interests are held by third parties.

7. PineBridge Private Credit III General Partner, LLC is the general partner of PineBridge Private Credit III RFF, L.P. (the "Fund"). 100% of the limited partnership interests of the Fund are held by third parties.
 8. PineBridge Private Credit III General Partner, LLC is the general partner of PineBridge Private Credit III Series Feeder, L.P. (the "Fund"). 100% of the limited partnership interests of the Fund are held by third parties.
 9. PineBridge Private Credit III General Partner, L.P. is the general partner of PineBridge Private Credit III, L.P. (the "Fund"). The following affiliates hold limited partnership interests in the Fund: PineBridge Private Credit III General Partner, L.P. holds 1.51%, PineBridge Private Credit III Blocker Series, LLC (Series A) holds 8.67%, PineBridge Private Credit III Blocker Series, LLC (Series D) holds 14.45%, PineBridge Private Credit III RFF, L.P. holds 69.41%, and 0.29% is held by employees. The remaining limited partnership interests are held by third parties.
 10. PineBridge Private Credit III General Partner, LLC is the general partner of PineBridge Private Credit III Parallel RFF (A), L.P. (the "Fund"). 30.43% of the limited partnership interests of the Fund are held by PineBridge Private Credit III Parallel Feeder Blocker LLC. The remaining limited partnership interests are held by third parties.

SCHEDULE Y - INFORMATION CONCERNING ACTIVITIES OF INSURER MEMBERS OF A HOLDING COMPANY GROUP

PART 1 - ORGANIZATIONAL CHART



11.31

1.100% of the voting interests of PineBridge Private Credit IV Aggregator, LLC are held by PineBridge Private Credit IV General Partner, LLC. 4.78% of non-voting interest PineBridge Private Credit IV Aggregator, LLC is held by PineBridge Private Credit IV, L.P. 87.14% of PineBridge Private Credit IV Aggregator, LLC is held by PineBridge Private Credit IV Parallel, L.P. 8.08% of PineBridge Private Credit IV Aggregator, LLC is held by PineBridge Private Credit IV Offshore Holdings, L.P.

2.100% of the voting interests of PineBridge Private Credit IV Blocker Series, LLC are held by PineBridge Private Credit IV General Partner, LLC. 100% of non-voting securities of PineBridge Private Credit IV Blocker Series, LLC are held by PineBridge Private Credit IV Series Feeder, L.P.

3.PineBridge Private Credit IV General Partner, LLC is the general partner of PineBridge Private Credit IV RFF, L.P. (the "Fund"). 100% of the limited partnership interests of the Fund are held by third parties.

4.This entity currently not in operation and no LPs invested in it yet

5.PineBridge Private Credit IV General Partner, LLC is the general partner of PineBridge Private Credit IV General Partner, L.P. (the "Fund"). 65% of the limited partnership interests of the Fund are held by employees. The remaining limited partnership interests of the Fund are held by third parties.

6.PineBridge Private Credit IV General Partner, LLC is the general partner of PineBridge Private Credit IV Parallel RFF, L.P. (the "Fund"). 100% of the limited partnership interests of the Fund are held by third parties.

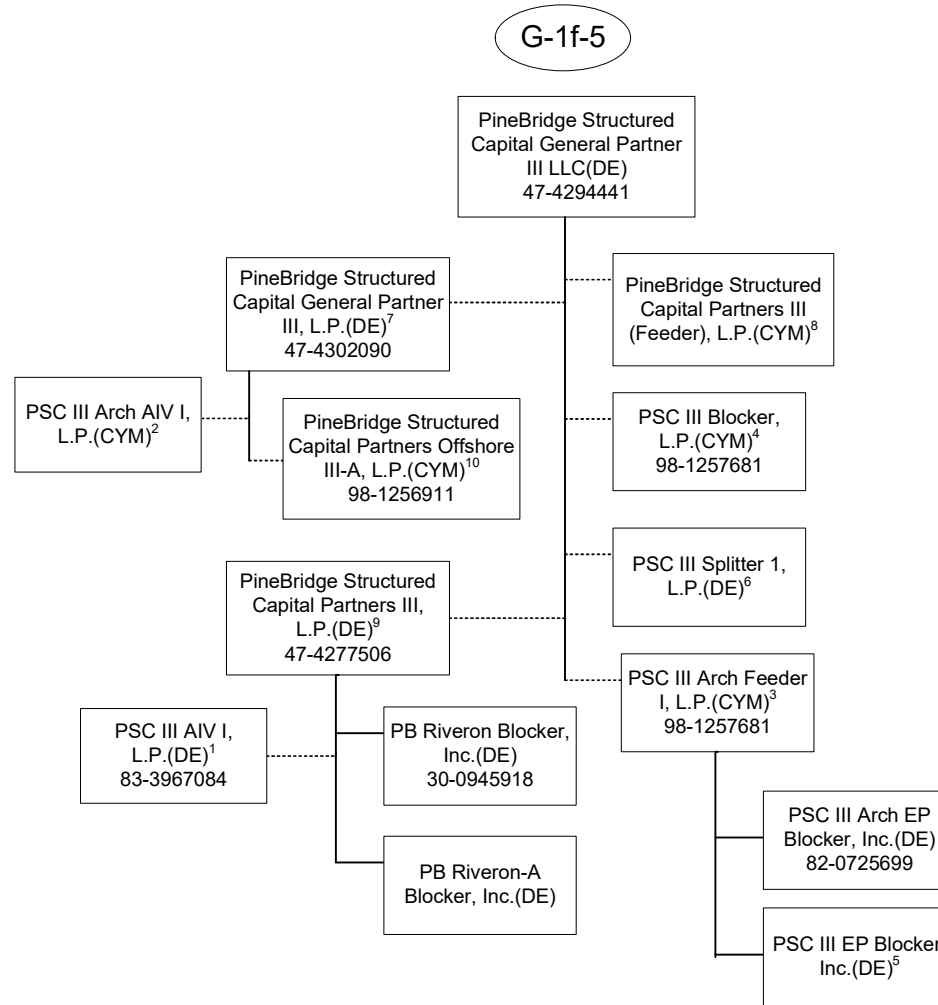
7.PineBridge Private Credit IV General Partner, L.P. is the general partner of PineBridge Private Credit IV Parallel, L.P. (the "Fund"). The following affiliates hold limited partnership interests in the Fund: PineBridge Private Credit IV General Partner, L.P. owns 0.02%, and PineBridge Private Credit IV Parallel RFF, L.P. owns 90.89%. The remaining limited partnership interests are held by third parties.

8.PineBridge Private Credit IV General Partner, L.P. is the general partner of PineBridge Private Credit IV, L.P. (the "Fund"). The following affiliates hold limited partnership interests in the Fund: PineBridge Private Credit IV General Partner, L.P. owns 0.33%, and PineBridge Private Credit IV RFF, L.P. owns 99.44%. The remaining limited partnership interests are held by employees.

9.PineBridge Private Credit IV General Partner, LLC is the general partner of PineBridge Private Credit IV Offshore Holdings, L.P. (the "Fund") 100% of the limited partnership interests of the Fund are held by PineBridge Private Credit IV Offshore Series Blocker, LLC

SCHEDULE Y - INFORMATION CONCERNING ACTIVITIES OF INSURER MEMBERS OF A HOLDING COMPANY GROUP

PART 1 - ORGANIZATIONAL CHART



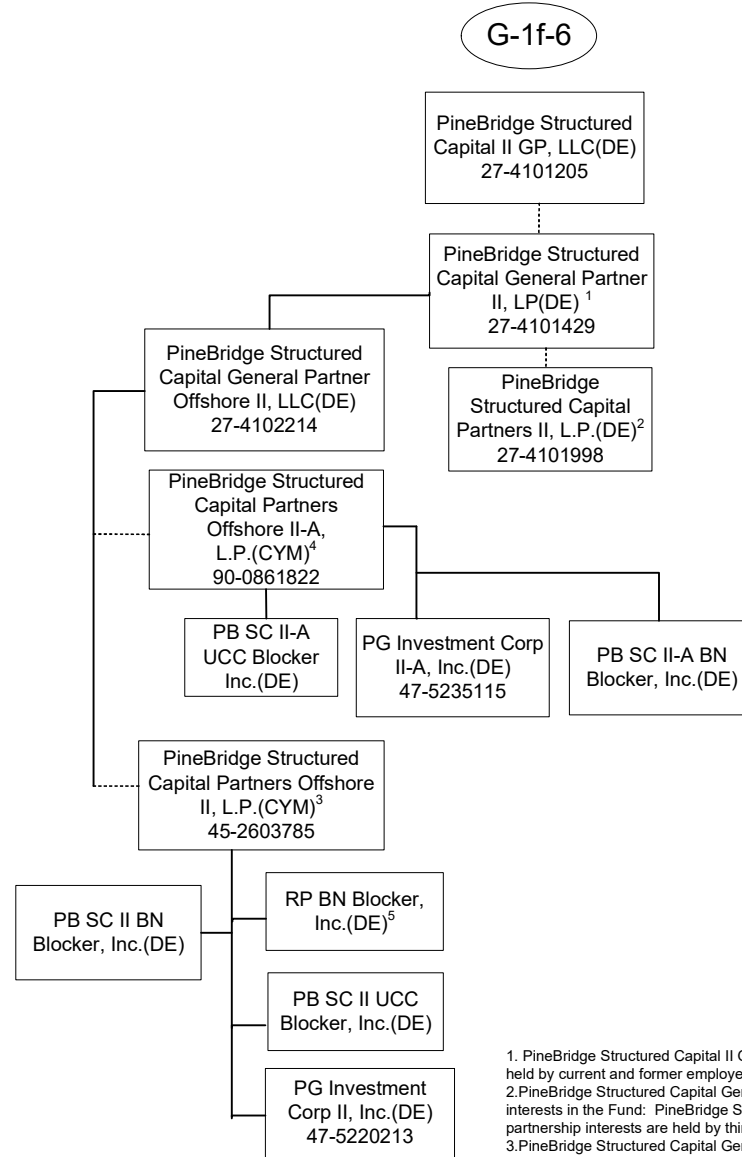
11.32

1. PineBridge Structured Capital Partners III, L.P. is the general partner of PSC III AIV I, L.P. (the "AIV"). 54.29% of the limited partnership interests of the AIV are held by third parties, 41.10% are held by PSC III Splitter 1, L.P., and 4.61% are held by PineBridge Structured Capital General Partner III, L.P.
 2. PineBridge Structured Capital General Partner III, L.P. is the general partner of PSC III Arch AIV I, L.P. (the "AIV"). 99.21% of the limited partnership interests of the AIV are held by PSC III Arch EP Blocker Inc and 0.79% held by PineBridge Structured Capital General Partner III, L.P.
 3. PineBridge Structured Capital General Partner III LLC is the general partner of PSC III Arch Feeder I, L.P. (the "Feeder Fund"). 100% of the limited partnership interest of Feeder Fund are held by PineBridge Structured Capital Partners Offshore III-A, L.P.
 4. PineBridge Structured Capital General Partner III LLC is the general partner of PSC III Blocker, L.P. (the "Blocker"). 100% of the limited partnership interest of the Blocker are held by PineBridge Structured Capital Partners III (Feeder), L.P.
 5. 100% of the voting interests of PSC III EP Blocker, Inc. are held by PSC III Arch Feeder I, L.P. 100% of the non-voting interest of PSC III EP Blocker, Inc. are held by PineBridge Structured Capital Partners III (Feeder), L.P.
 6. PineBridge Structured Capital General Partner III LLC is the general partner of PSC III Splitter 1, L.P. (the "Fund"). 100% of the limited partnership interests of Fund are held by PSC III Blocker, L.P.

7. PineBridge Structured Capital General Partner III LLC is the general partner of PineBridge Structured Capital General Partner III, L.P. (the "Fund"). 16.51% of the limited partnership interest of Fund are held by current and former employees and 83.49% held by third parties.
 8. PineBridge Structured Capital General Partner III LLC is the general partner of PineBridge Structured Capital Partners III (Feeder), L.P. (the "Fund"). 100% of the limited partnership interests of Fund are held by third parties
 9. PineBridge Structured Capital General Partner III LLC is the general partner of PineBridge Structured Capital Partners III, L.P. (the "Fund"). The following affiliates hold limited partnership interests in the Fund: PSC III Splitter 1 LP holds 41.10%, and PineBridge Structured Capital General Partner III, L.P. holds 4.61%. The remaining limited partnership interests are held by third parties.
 10. PineBridge Structured Capital General Partner III, L.P. is the general partner of PineBridge Structured Capital Partners Offshore III-A, L.P. (the "Fund"). The following affiliates hold limited partnership interests in the Fund: PineBridge Structured Capital General Partner III, L.P. holds 0.79%. The remaining limited partnership interests are held by third parties.

SCHEDULE Y - INFORMATION CONCERNING ACTIVITIES OF INSURER MEMBERS OF A HOLDING COMPANY GROUP

PART 1 - ORGANIZATIONAL CHART



1. PineBridge Structured Capital II GP, LLC is the general partner of PineBridge Structured Capital General Partner II, LP (the "Fund"). 80% of the limited partnership interests of the Fund are held by current and former employees and 20% are held by third parties.

2. PineBridge Structured Capital General Partner II, LP is the general partner of PineBridge Structured Capital Partners II, L.P. (the "Fund"). The following affiliates hold limited partnership interests in the Fund: PineBridge Structured Capital II Sponsor, LLC holds 43.02%, and PineBridge Structured Capital General Partner II, L.P. holds 1.556%. The remaining limited partnership interests are held by third parties.

3. PineBridge Structured Capital General Partner Offshore II, LLC is the general partner of PineBridge Structured Capital Partners Offshore II, L.P. (the "Fund"). The following affiliates hold limited partnership interests in the Fund: PineBridge Structured Capital General Partner Offshore II, LLC holds 0.67%. The remaining limited partnership interests are held by third parties.

4. PineBridge Structured Capital General Partner Offshore II, LLC is the general partner of PineBridge Structured Capital Partners Offshore II-A, L.P. (the "Fund"). The following affiliates hold limited partnership interests in the Fund: PineBridge Structured Capital General Partner Offshore II, LLC holds 0.67%. The remaining limited partnership interests are held by third parties.

5. 100.00% of the voting interests of RP BN Blocker, Inc. are held by PineBridge Structured Capital Partners Offshore II, L.P. 100.00% of the non-voting interests of RP BN Blocker, Inc. are held by third parties.

SCHEDULE Y - INFORMATION CONCERNING ACTIVITIES OF INSURER MEMBERS OF A HOLDING COMPANY GROUP

PART 1 - ORGANIZATIONAL CHART

1) The voting securities (excluding directors' qualifying shares, if any) of each subsidiary shown on the organizational chart are 100% owned by their respective parent corporation, unless otherwise indicated.

2) The MetLife, Inc. organizational chart does not include real estate joint ventures and partnerships of which MetLife, Inc. and/or its subsidiaries is an investment partner. In addition, certain inactive subsidiaries have also been omitted.

3) MetLife Services EEIG is a cost-sharing mechanism used in European Union for European Union-affiliated members.

STATEMENT AS OF MARCH 31, 2026 OF THE METROPOLITAN GENERAL INSURANCE COMPANY

SCHEDULE Y
PART 1A - DETAILS OF INSURANCE HOLDING COMPANY SYSTEM

1	2	3	4	5	6	7	8	9	10	11	12	13	14	15	16	
Group Code	Group Name	NAIC Company Code	ID Number	Federal RSSD	CIK	Name of Securities Exchange if Publicly Traded (U.S. or International)	Names of Parent, Subsidiaries Or Affiliates	Domiciliary Location	Relationship to Reporting Entity	Directly Controlled by (Name of Entity/Person)	Type of Control (Ownership, Board, Management, Attorney-in-Fact, Influence, Other)	If Control is Ownership Provide Percentage	Ultimate Controlling Entity(ies)/Person(s)	Is an SCA Filing Required? (Yes/No)	*	
			13-4075851 .. 20-5894439 ..	2945824 .. 3373639 ..	1099219 ..	NYSE, ISE ..	MetLife, Inc. MetLife Global, Inc. MetLife Global Bermuda, Ltd. MetLife Pet Insurance Solutions LLC .. Chariot Reinsurance, Ltd. Chariot Holding Company, LP .. Chariot MidCo, LLCDE..... ..DE..... ..BMU.... ..KY..... ..BMU.... ..BMU.... ..DE.....	..UDP..... ..NIA..... ..NIA..... ..NIA..... ..NIA..... ..NIA..... ..NIA.....	Board of Directors .. MetLife, Inc. MetLife Global, Inc. MetLife, Inc. Chariot MidCo, LLC .. MetLife, Inc. Chariot Holding Company, LP ..	Board of Directors..... Ownership..... Ownership..... Ownership..... Ownership..... Ownership..... Ownership.....	..0.000100.000100.000100.00025.00023.00025.000 ..	Board of Directors .. MetLife, Inc. MetLife, Inc. MetLife, Inc. MetLife, Inc. MetLife, Inc. MetLife, Inc.YES..... ...NO..... ...NO..... ...NO..... ...NO..... ...NO..... ...NO..... 1 .. 1 .. 1
			20-1360022 ..	4189837 .. 4189837 .. 4189837 ..			Inversiones MetLife Holdco Dos Limitada .. Inversiones MetLife Holdco Dos Limitada .. Inversiones MetLife Holdco Dos Limitada .. MetLife Global Benefits, Ltd. Cova Life Management Company .. MetLife Services and Solutions, LLC .. MetLife Solutions Pte. Ltd. MetLife Global Operations Support Center Private LimitedCHL.... ..CHL.... ..CHL.... ..CYM.... ..DE..... ..DE..... ..SGP....	..NIA..... ..NIA..... ..NIA..... ..IA..... ..NIA..... ..NIA..... ..NIA.....	MetLife International Holdings, LLC .. Natiportem Holdings, LLC .. MetLife, Inc. MetLife, Inc. MetLife, Inc. MetLife, Inc. MetLife Group, Inc. MetLife Services and Solutions, LLC ..	Ownership..... Ownership..... Ownership..... Ownership..... Ownership..... Ownership..... Ownership..... Ownership.....	..0.0010.000100.000100.000100.000100.000100.000 ..	MetLife, Inc. MetLife, Inc. MetLife, Inc. MetLife, Inc. MetLife, Inc. MetLife, Inc. MetLife, Inc. MetLife, Inc.NO..... ...NO..... ...NO..... ...NO..... ...NO..... ...NO..... ...NO..... ...NO.....	
			98-1099650 .. 36-3665871 .. 20-5707084 ..	3165900 .. 3817825 .. 3818523 ..			MetLife Global Operations Support Center Private Limited .. MetLife Global Operations Support Center Private Limited .. MetLife Services East Private Limited .. MetLife Services East Private LimitedIND.... ..IND.... ..IND.... ..IND....	..NIA..... ..NIA..... ..NIA..... ..NIA.....	MetLife Solutions Pte. Ltd. Natiportem Holdings, LLC .. MetLife Solutions Pte. Ltd. Natiportem Holdings, LLC ..	Ownership..... Ownership..... Ownership..... Ownership.....	..100.0000.00042.7210.000 ..	MetLife, Inc. MetLife, Inc. MetLife, Inc. MetLife, Inc.NO..... ...NO..... ...NO..... ...NO.....	
			98-0613376 .. 98-0613376 ..	3818550 .. 3818550 .. 3818541 .. 3818541 ..			MetLife Services East Private Limited .. Newbury Insurance Company, Limited .. MetLife Reinsurance Company of Charleston .. MetLife Capital Trust IV .. MetLife Home Loans LLC .. Metropolitan General Insurance Company .. MetLife Reinsurance Company of Hamilton, Ltd.IND.... ..DE..... ..SC..... ..DE..... ..DE..... ..RI..... ..BMU....	..NIA..... ..IA..... ..IA..... ..NIA..... ..NIA..... ..RE..... ..IA.....	Private Limited .. MetLife, Inc. MetLife, Inc. MetLife, Inc. MetLife, Inc. MetLife, Inc. MetLife, Inc.	Ownership..... Ownership..... Ownership..... Ownership..... Ownership..... Ownership..... Ownership.....	..57.279100.000100.000100.000100.000100.000 ..	MetLife, Inc. MetLife, Inc. MetLife, Inc. MetLife, Inc. MetLife, Inc. MetLife, Inc. MetLife, Inc.NO..... ...NO..... ...NO..... ...NO..... ...NO..... ...NO..... ...NO.....	
.0241	Metropolitan Group	13626	22-3805708 .. 20-5819518 .. 26-6122204 .. 27-0858844 ..	3302488 .. 3921870 .. 4254959 .. 4278786 ..			MetLife Reinsurance Company of Hamilton, Ltd. MetLife Group, Inc. MetLife Reinsurance Company of Vermont .. Delaware American Life Insurance Company .. MetLife Consumer Services, Inc. MetLife Insurance Brokerage, Inc. MetLife Investors Group, LLC .. MetLife Investments Securities LLC (DE) .. MetLife Investors Distribution CompanyDE..... ..NY..... ..VT..... ..DE..... ..DE..... ..NY..... ..DE..... ..DE..... ..MO.....	..IA..... ..NIA..... ..IA..... ..IA..... ..NIA..... ..NIA..... ..NIA..... ..NIA..... ..NIA.....	MetLife, Inc. MetLife, Inc. MetLife, Inc. MetLife, Inc. MetLife, Inc. MetLife, Inc. MetLife, Inc. MetLife Investors Group, LLC .. MetLife Investors Group, LLC ..	Ownership..... Ownership..... Ownership..... Ownership..... Ownership..... Ownership..... Ownership..... Ownership..... Ownership.....	..100.000100.000100.000100.000100.000100.000100.000100.000 ..	MetLife, Inc. MetLife, Inc. MetLife, Inc. MetLife, Inc. MetLife, Inc. MetLife, Inc. MetLife, Inc. MetLife, Inc. MetLife, Inc.NO..... ...NO..... ...NO..... ...NO..... ...NO..... ...NO..... ...NO..... ...NO..... ...NO.....	
.0241	Metropolitan Group	39950	22-2342710 .. 98-1717366 .. 55-0790010 .. 26-1511401 ..	22-2342710 .. 3165807 .. 4300892 .. 4255107 ..			MetLife Reinsurance Company of Vermont .. MetLife Reinsurance Company of Hamilton, Ltd. MetLife Group, Inc. MetLife Reinsurance Company of Vermont .. Delaware American Life Insurance Company .. MetLife Consumer Services, Inc. MetLife Insurance Brokerage, Inc. MetLife Investors Group, LLC .. MetLife Investments Securities LLC (DE) .. MetLife Investors Distribution CompanyRI..... ..BMU.... ..NY..... ..VT..... ..DE..... ..DE..... ..NY..... ..DE..... ..DE..... ..MO.....	..RE..... ..IA..... ..NIA..... ..IA..... ..IA..... ..NIA..... ..NIA..... ..NIA..... ..NIA..... ..NIA.....	MetLife, Inc. MetLife, Inc. MetLife, Inc. MetLife, Inc. MetLife, Inc. MetLife, Inc. MetLife, Inc. MetLife, Inc. MetLife Investors Group, LLC .. MetLife Investors Group, LLC ..	Ownership..... Ownership..... Ownership..... Ownership..... Ownership..... Ownership..... Ownership..... Ownership..... Ownership..... Ownership.....	..100.000100.000100.000100.000100.000100.000100.000100.000100.000 ..	MetLife, Inc. MetLife, Inc. MetLife, Inc. MetLife, Inc. MetLife, Inc. MetLife, Inc. MetLife, Inc. MetLife, Inc. MetLife, Inc. MetLife, Inc.NO..... ...NO..... ...NO..... ...NO..... ...NO..... ...NO..... ...NO..... ...NO..... ...NO..... ...NO.....	
.0241	Metropolitan Group	65978	13-5581829 .. 20-2985998 ..	1583845 .. 1584785 ..	937834		Metropolitan Life Insurance Company .. 500 Grant Street GP LLC .. 500 Grant Street Associates Limited Partnership .. MetLife Retirement Services LLC .. ML 225 6th Street Member LLC .. MetLife 500 Canal Street Member LLC .. ML Clal Member, LLC .. CC Holdco Manager, LLC .. 6104 Hollywood, LLC .. The Building at 575 Fifth Avenue Mezzanine LLC .. ML Beachwood Place LLC (DE)NY..... ..DE..... ..CT..... ..NJ..... ..DE..... ..DE..... ..DE..... ..DE..... ..DE..... ..DE..... ..DE..... ..DE.....	..IA..... ..NIA..... ..NIA..... ..NIA..... ..NIA..... ..NIA..... ..NIA..... ..NIA..... ..NIA..... ..NIA..... ..NIA.....	MetLife, Inc. Metropolitan Life Insurance Company .. Metropolitan Life Insurance Company .. Metropolitan Life Insurance Company .. Metropolitan Life Insurance Company .. Metropolitan Life Insurance Company .. Metropolitan Life Insurance Company .. Metropolitan Life Insurance Company .. Metropolitan Life Insurance Company .. Metropolitan Life Insurance Company .. Metropolitan Life Insurance Company ..	Ownership..... Ownership..... Management..... Ownership..... Ownership..... Ownership..... Management..... Ownership..... Ownership..... Ownership..... Management.....	..100.000100.0000.000100.000100.000100.000100.000100.000100.000100.000 ..	MetLife, Inc. MetLife, Inc. MetLife, Inc. MetLife, Inc. MetLife, Inc. MetLife, Inc. MetLife, Inc. MetLife, Inc. MetLife, Inc. MetLife, Inc. MetLife, Inc.NO..... ...NO..... ...NO..... ...NO..... ...NO..... ...NO..... ...NO..... ...NO..... ...NO..... ...NO..... ...NO.....	

STATEMENT AS OF MARCH 31, 2026 OF THE METROPOLITAN GENERAL INSURANCE COMPANY

SCHEDULE Y

PART 1A - DETAILS OF INSURANCE HOLDING COMPANY SYSTEM

1	2	3	4	5	6	7	8	9	10	11	12	13	14	15	16
Group Code	Group Name	NAIC Company Code	ID Number	Federal RSSD	CIK	Name of Securities Exchange if Publicly Traded (U.S. or International)	Names of Parent, Subsidiaries Or Affiliates	Domiciliary Location	Relationship to Reporting Entity	Directly Controlled by (Name of Entity/Person)	Type of Control (Ownership, Board, Management, Attorney-in-Fact, Influence, Other)	If Control is Ownership Provide Percentage	Ultimate Controlling Entity(ies)/Person(s)	Is an SCA Filing Required? (Yes/No)	*
							505 PENOBSCOT DRIVE RWC, LLC (DE)	DE	NIA	Metropolitan Life Insurance Company	Ownership	100.000	MetLife, Inc	NO	
			41-2912187				ML MetWest Member LLC (DE)	DE	NIA	Metropolitan Life Insurance Company	Ownership	70.950	MetLife, Inc	NO	
			41-2912187				ML MetWest Member LLC (DE)	DE	NIA	Metropolitan Tower Life Insurance Company	Ownership	29.050	MetLife, Inc	NO	
							The Building at 575 Fifth Retail Holding LLC	DE	NIA	The Building at 575 Fifth Avenue Mezzanine LLC	Ownership	100.000	MetLife, Inc	NO	
							The Building at 575 Fifth Retail Holding LLC	DE	NIA	The Building at 575 Fifth Retail Holding LLC	Ownership	100.000	MetLife, Inc	NO	
			98-1107266				Met Canada Solar ULC	CAN	NIA	MetLife Capital, Limited Partnership	Ownership	100.000	MetLife, Inc	NO	
			86-1176467				MEX DF Properties, LLC	DE	NIA	Metropolitan Life Insurance Company	Ownership	100.000	MetLife, Inc	NO	
			13-5581829				Met 1065 Hotel, LLC	DE	NIA	Metropolitan Life Insurance Company	Ownership	100.000	MetLife, Inc	NO	
			13-5581829				WFP 1000 Holding Company GP, LLC	DE	NIA	Metropolitan Life Insurance Company	Ownership	100.000	MetLife, Inc	NO	
			13-5581829				MTU Hotel Owner, LLC	DE	NIA	Metropolitan Life Insurance Company	Ownership	100.000	MetLife, Inc	NO	
							MetLife Water Tower Owner LLC	DE	NIA	Metropolitan Life Insurance Company	Ownership	100.000	MetLife, Inc	NO	
							ML Bellevue Member LLC	DE	NIA	Metropolitan Life Insurance Company	Ownership	89.500	MetLife, Inc	NO	
							ML Bellevue Member LLC	DE	NIA	Metropolitan Tower Life Insurance Company	Ownership	10.500	MetLife, Inc	NO	
							ML Cooperative Member, LLC	DE	NIA	Metropolitan Life Insurance Company	Ownership	100.000	MetLife, Inc	NO	
			13-3619870				23rd Street Investments, Inc.	DE	NIA	Metropolitan Life Insurance Company	Ownership	100.000	MetLife, Inc	YES	
			06-1193029				MetLife Capital Credit L.P.	DE	NIA	23rd Street Investments, Inc.	Management	0.000	MetLife, Inc	NO	
			91-1273824	4600453			MetLife Capital, Limited Partnership	DE	NIA	23rd Street Investments, Inc.	Management	0.000	MetLife, Inc	NO	
							Long Island Solar Farm, LLC	DE	NIA	MetLife Capital, Limited Partnership	Management	0.000	MetLife, Inc	YES	
					4275507		Missouri Reinsurance, Inc.	CYM	IA	Metropolitan Life Insurance Company	Ownership	100.000	MetLife, Inc	YES	
							MetLife Funding, Inc.	DE	NIA	Metropolitan Life Insurance Company	Ownership	100.000	MetLife, Inc	YES	
							Midtown Heights, LLC	DE	NIA	Metropolitan Life Insurance Company	Ownership	100.000	MetLife, Inc	NO	
							White Oak Royalty Company	OK	NIA	Metropolitan Life Insurance Company	Ownership	100.000	MetLife, Inc	YES	
							Plaza Drive Properties, LLC	DE	NIA	Metropolitan Life Insurance Company	Ownership	100.000	MetLife, Inc	NO	
							MetLife Properties Ventures, LLC	DE	NIA	Metropolitan Life Insurance Company	Ownership	100.000	MetLife, Inc	NO	
							Transmountain Land & Livestock Company	MT	NIA	Metropolitan Life Insurance Company	Ownership	100.000	MetLife, Inc	YES	
							MetLife Legal Plans, Inc.	DE	NIA	Metropolitan Life Insurance Company	Ownership	100.000	MetLife, Inc	YES	
							MetLife Next Gen Ventures, LLC	DE	NIA	Metropolitan Life Insurance Company	Ownership	100.000	MetLife, Inc	NO	
				3219782			1350 Eye Street Owner LLC	DE	NIA	Metropolitan Life Insurance Company	Management	0.000	MetLife, Inc	NO	
							MetLife Tower Resources Group, Inc.	DE	NIA	Metropolitan Life Insurance Company	Ownership	100.000	MetLife, Inc	YES	
							Housing Fund Manager, LLC	DE	NIA	Metropolitan Life Insurance Company	Ownership	100.000	MetLife, Inc	NO	
							ML CW Member LLC	DE	NIA	Metropolitan Life Insurance Company	Management	0.000	MetLife, Inc	NO	
							ML District NoHo Master Member, LLC	DE	NIA	Metropolitan Life Insurance Company	Ownership	100.000	MetLife, Inc	NO	
							MAV Trust Holdings LLC	DE	NIA	Metropolitan Life Insurance Company	Ownership	100.000	MetLife, Inc	NO	
							MAV 1	DE	NIA	Metropolitan Life Insurance Company	Ownership	100.000	MetLife, Inc	NO	
							ML Cial Member 2.0, LLC	DE	NIA	Metropolitan Life Insurance Company	Ownership	100.000	MetLife, Inc	NO	
							MetLife Securitization Depositor LLC	DE	NIA	Metropolitan Life Insurance Company	Ownership	100.000	MetLife, Inc	NO	
							PREFCO Fourteen, LLC	DE	NIA	Metropolitan Life Insurance Company	Ownership	100.000	MetLife, Inc	NO	
							ML HS Member LLC	DE	NIA	Metropolitan Life Insurance Company	Ownership	100.000	MetLife, Inc	NO	
							ML MMIP Member, LLC	DE	NIA	Metropolitan Life Insurance Company	Ownership	100.000	MetLife, Inc	NO	
							Pacific Logistics Industrial South, LLC	DE	NIA	Metropolitan Life Insurance Company	Ownership	100.000	MetLife, Inc	NO	
							ML Swan Mezz, LLC	DE	NIA	Metropolitan Life Insurance Company	Ownership	100.000	MetLife, Inc	NO	
							ML Swan GP, LLC	DE	NIA	ML Swan Mezz, LLC	Ownership	100.000	MetLife, Inc	NO	
							ML Dolphin Mezz, LLC	DE	NIA	Metropolitan Life Insurance Company	Ownership	100.000	MetLife, Inc	NO	
							ML Southlands Member, LLC	DE	NIA	Metropolitan Life Insurance Company	Management	0.000	MetLife, Inc	NO	
							ML Port Chester SC Member, LLC	DE	NIA	Metropolitan Life Insurance Company	Management	0.000	MetLife, Inc	NO	
							ML Carritos TC Member, LLC	DE	NIA	Metropolitan Life Insurance Company	Management	0.000	MetLife, Inc	NO	
							ML Sloan's Lake Member, LLC	DE	NIA	Metropolitan Life Insurance Company	Ownership	100.000	MetLife, Inc	NO	

STATEMENT AS OF MARCH 31, 2026 OF THE METROPOLITAN GENERAL INSURANCE COMPANY

SCHEDULE Y

PART 1A - DETAILS OF INSURANCE HOLDING COMPANY SYSTEM

1	2	3	4	5	6	7	8	9	10	11	12	13	14	15	16
Group Code	Group Name	NAIC Company Code	ID Number	Federal RSSD	CIK	Name of Securities Exchange if Publicly Traded (U.S. or International)	Names of Parent, Subsidiaries Or Affiliates	Domiciliary Location	Relationship to Reporting Entity	Directly Controlled by (Name of Entity/Person)	Type of Control (Ownership, Board, Management, Attorney-in-Fact, Influence, Other)	If Control is Ownership Provide Percentage	Ultimate Controlling Entity(ies)/Person(s)	Is an SCA Filing Required? (Yes/No)	*
							ML 610 Zane Member, LLC	DE	NIA	Metropolitan Life Insurance Company	Ownership	100.000	MetLife, Inc	NO	
							HD Owner LLC	DE	NIA	Metropolitan Life Insurance Company	Ownership	100.000	MetLife, Inc	NO	
			46-3593573				ML Dolphin GP, LLC	DE	NIA	ML Dolphin Mezz, LLC	Ownership	100.000	MetLife, Inc	NO	
							Haskell East Village, LLC	DE	NIA	Metropolitan Life Insurance Company	Ownership	100.000	MetLife, Inc	NO	
			46-0803970				MetLife CC Member, LLC	DE	NIA	Metropolitan Life Insurance Company	Management	0.000	MetLife, Inc	NO	
			80-0821598				Oconee Hotel Company, LLC	DE	NIA	Metropolitan Life Insurance Company	Ownership	100.000	MetLife, Inc	NO	
			80-0823015				Oconee Land Company, LLC	DE	NIA	Metropolitan Life Insurance Company	Ownership	100.000	MetLife, Inc	NO	
			80-0823413				Oconee Land Development Company, LLC	DE	NIA	Oconee Land Company, LLC	Ownership	100.000	MetLife, Inc	NO	
			90-0853553				Oconee Golf Company, LLC	DE	NIA	Oconee Land Company, LLC	Ownership	100.000	MetLife, Inc	NO	
			37-1694299				Oconee Marina Company, LLC	DE	NIA	Oconee Land Company, LLC	Ownership	100.000	MetLife, Inc	NO	
							ML 1960 Grand LLC	DE	NIA	Metropolitan Life Insurance Company	Ownership	100.000	MetLife, Inc	NO	
							ML 240 West 35th Owner LLC	DE	NIA	Metropolitan Life Insurance Company	Ownership	100.000	MetLife, Inc	NO	
							ML Artisan Crossing PE Member, LLC	DE	NIA	Metropolitan Life Insurance Company	Ownership	100.000	MetLife, Inc	NO	
			13-5581829				MINQM TRUST HOLDINGS LLC	DE	NIA	Metropolitan Life Insurance Company	Ownership	100.000	MetLife, Inc	NO	
			13-5581829				MINQM TRUST 2020	DE	NIA	MINQM TRUST HOLDINGS LLC	Ownership	100.000	MetLife, Inc	NO	
							ML Hudson Member, LLC	DE	NIA	Metropolitan Life Insurance Company	Ownership	100.000	MetLife, Inc	NO	
			46-2460801				1201 TAB Manager, LLC	DE	NIA	Metropolitan Life Insurance Company	Ownership	100.000	MetLife, Inc	NO	
			46-2460801				MetLife 1201 TAB Member, LLC	DE	NIA	Metropolitan Life Insurance Company	Ownership	100.000	MetLife, Inc	NO	
			46-2477278				MetLife LHH Member, LLC	DE	NIA	Metropolitan Life Insurance Company	Management	0.000	MetLife, Inc	NO	
							ML Matson Mills Member LLC	DE	NIA	Metropolitan Life Insurance Company	Ownership	100.000	MetLife, Inc	NO	
			87-4569349				ML University Town Center Member, LLC	DE	NIA	Metropolitan Life Insurance Company	Ownership	100.000	MetLife, Inc	NO	
							ML 300 Third Member LLC	DE	NIA	Metropolitan Life Insurance Company	Ownership	100.000	MetLife, Inc	NO	
			26-1762232				Boulevard Residential, LLC	DE	NIA	Metropolitan Life Insurance Company	Ownership	100.000	MetLife, Inc	NO	
							MetLife Ontario Street Member, LLC	DE	NIA	Metropolitan Life Insurance Company	Ownership	100.000	MetLife, Inc	NO	
			46-4158087				MetLife 555 12th Member, LLC	DE	NIA	Metropolitan Life Insurance Company	Management	0.000	MetLife, Inc	NO	
			82-3135079				150 North Riverside PE Member, LLC	DE	NIA	Metropolitan Life Insurance Company	Management	0.000	MetLife, Inc	NO	
			46-4283517				MetLife Camino Ramon Member, LLC	DE	NIA	Metropolitan Life Insurance Company	Ownership	41.840	MetLife, Inc	NO	
			46-4283517				MetLife Camino Ramon Member, LLC	DE	NIA	Metropolitan Tower Life Insurance Company	Ownership	58.160	MetLife, Inc	NO	
			13-5581829				ML OMD Member, LLC	DE	NIA	Metropolitan Life Insurance Company	Ownership	100.000	MetLife, Inc	NO	
			46-4129811				MetLife 425 MKT Member, LLC	DE	NIA	Metropolitan Life Insurance Company	Management	0.000	MetLife, Inc	NO	
							ML Navy Yard Member, LLC	DE	NIA	Metropolitan Life Insurance Company	Ownership	100.000	MetLife, Inc	NO	
							ML 335 8th PE Member, LLC	DE	NIA	Metropolitan Life Insurance Company	Ownership	100.000	MetLife, Inc	NO	
							ML Terminal 106 Member, LLC	DE	NIA	Metropolitan Life Insurance Company	Management	0.000	MetLife, Inc	NO	
			13-5581829				Southcreek Industrial Holdings, LLC	DE	NIA	Metropolitan Life Insurance Company	Ownership	100.000	MetLife, Inc	NO	
			46-4229772				MetLife THR Investor, LLC	DE	NIA	Metropolitan Life Insurance Company	Ownership	100.000	MetLife, Inc	NO	
			13-5581829				MCJV, LLC	DE	NIA	Metropolitan Life Insurance Company	Ownership	100.000	MetLife, Inc	NO	
							MetLife OFC Member, LLC	DE	NIA	Metropolitan Life Insurance Company	Ownership	100.000	MetLife, Inc	NO	
			46-4584166				ML Southmore, LLC	DE	NIA	Metropolitan Life Insurance Company	Management	0.000	MetLife, Inc	NO	
							MetLife GV Owner LLC	DE	NIA	Metropolitan Life Insurance Company	Ownership	100.000	MetLife, Inc	NO	
							ML WESTLAKE TOWER OWNER LLC	DE	NIA	Metropolitan Life Insurance Company	Management	0.000	MetLife, Inc	NO	
			13-5581829				MetLife Private Equity Holdings, LLC	DE	NIA	MetLife SP Holdings, LLC	Ownership	100.000	MetLife, Inc	NO	
			20-8254446				10700 Wilshire, LLC	DE	NIA	Metropolitan Life Insurance Company	Ownership	100.000	MetLife, Inc	NO	
			47-3741955				ML Mililani Member, LLC	DE	NIA	Metropolitan Life Insurance Company	Management	0.000	MetLife, Inc	NO	
			47-3741955				ML Mililani Member, LLC	DE	NIA	Metropolitan Tower Life Insurance Company	Management	0.000	MetLife, Inc	NO	
			47-5228317				MOPP Owners, LLC	DE	NIA	Metropolitan Life Insurance Company	Management	0.000	MetLife, Inc	NO	
			20-3700390				Viridian Miracle Mile, LLC	DE	NIA	Metropolitan Life Insurance Company	Ownership	100.000	MetLife, Inc	NO	
							ML-AI MetLife Member 5, LLC	DE	NIA	Metropolitan Life Insurance Company	Ownership	100.000	MetLife, Inc	NO	
							MetLife Park Tower Member, LLC	DE	NIA	Metropolitan Life Insurance Company	Ownership	81.000	MetLife, Inc	NO	
							MetLife Park Tower Member, LLC	DE	NIA	Metropolitan Tower Life Insurance Company	Ownership	19.000	MetLife, Inc	NO	

STATEMENT AS OF MARCH 31, 2026 OF THE METROPOLITAN GENERAL INSURANCE COMPANY

SCHEDULE Y

PART 1A - DETAILS OF INSURANCE HOLDING COMPANY SYSTEM

1	2	3	4	5	6	7	8	9	10	11	12	13	14	15	16
Group Code	Group Name	NAIC Company Code	ID Number	Federal RSSD	CIK	Name of Securities Exchange if Publicly Traded (U.S. or International)	Names of Parent, Subsidiaries Or Affiliates	Domi-ciliary Location	Relation-ship to Reporting Entity	Directly Controlled by (Name of Entity/Person)	Type of Control (Ownership, Board, Management, Attorney-in-Fact, Influence, Other)	If Control is Ownership Provide Percentage	Ultimate Controlling Entity(ies)/Person(s)	Is an SCA Filing Re-quired? (Yes/No)	*
			81-1408328				Park Tower JV Member, LLC	DE	NIA	MetLife Park Tower Member, LLC	Ownership	100.000	MetLife, Inc	NO	
			82-1637862				MetLife Chino Member, LLC	DE	NIA	Metropolitan Life Insurance Company	Ownership	100.000	MetLife, Inc	NO	
			13-5581829				MetLife Boro Station Member, LLC	DE	NIA	Metropolitan Life Insurance Company	Ownership	100.000	MetLife, Inc	NO	
			92-3139130				ML PE Terminal 106, LLC	DE	NIA	Metropolitan Life Insurance Company	Management	0.000	MetLife, Inc	NO	
							ML One Bedminster, LLC	DE	NIA	Metropolitan Life Insurance Company	Ownership	100.000	MetLife, Inc	NO	
							Pacific Logistics Industrial North, LLC	DE	NIA	Metropolitan Life Insurance Company	Ownership	100.000	MetLife, Inc	NO	
			83-2270141				MMP Owners, LLC	DE	NIA	Metropolitan Life Insurance Company	Ownership	100.000	MetLife, Inc	NO	
							ML AG Member LLC	DE	NIA	Metropolitan Life Insurance Company	Ownership	100.000	MetLife, Inc	NO	
							ML Corner 63 Member, LLC	DE	NIA	Metropolitan Life Insurance Company	Ownership	100.000	MetLife, Inc	NO	
							MetLife Campus at SGV Member, LLC	DE	NIA	Metropolitan Life Insurance Company	Ownership	100.000	MetLife, Inc	NO	
							MC Portfolio JV Member, LLC	DE	NIA	Metropolitan Life Insurance Company	Ownership	100.000	MetLife, Inc	NO	
			13-5581829				MMP Owners III, LLC	DE	NIA	Metropolitan Life Insurance Company	Ownership	100.000	MetLife, Inc	NO	
							MetLife Multi-Family Partners III, LLC	DE	NIA	MMP Owners III, LLC	Ownership	100.000	MetLife, Inc	NO	
			13-5581829				MMP Holdings III, LLC	DE	NIA	MetLife Multi-Family Partners III, LLC	Ownership	100.000	MetLife, Inc	NO	
			13-5581829				MMP South Park REIT, LLC	DE	NIA	MMP Holdings III, LLC	Ownership	100.000	MetLife, Inc	NO	
			13-5581829				MMP South Park Owner, LLC	DE	NIA	MMP South Park REIT, LLC	Ownership	100.000	MetLife, Inc	NO	
			13-5581829				MMP Olivian REIT, LLC	DE	NIA	MMP Holdings III, LLC	Ownership	100.000	MetLife, Inc	NO	
			13-5581829				MMP Olivian Owner, LLC	DE	NIA	MMP Olivian REIT, LLC	Ownership	100.000	MetLife, Inc	NO	
							MCRE Block 40, LP	DE	NIA	Metropolitan Life Insurance Company	Ownership	100.000	MetLife, Inc	NO	
							MetLife Japan US Equity Owners LLC	DE	NIA	Metropolitan Life Insurance Company	Ownership	100.000	MetLife, Inc	NO	
			13-5581829				MetLife SP Holdings, LLC	DE	NIA	Metropolitan Life Insurance Company	Ownership	100.000	MetLife, Inc	NO	
			47-2085444				ML-AI MetLife Member 2, LLC	DE	NIA	Metropolitan Life Insurance Company	Management	0.000	MetLife, Inc	NO	
							ML-AI MetLife Member 3, LLC	DE	NIA	Metropolitan Life Insurance Company	Ownership	100.000	MetLife, Inc	NO	
							ML-AI MetLife Member 4, LLC	DE	NIA	Metropolitan Life Insurance Company	Management	0.000	MetLife, Inc	NO	
			82-2216412				White Tract II, LLC	DE	NIA	Metropolitan Life Insurance Company	Ownership	100.000	MetLife, Inc	NO	
			46-4255167				ML Terraces, LLC	DE	NIA	Metropolitan Life Insurance Company	Ownership	100.000	MetLife, Inc	NO	
							Chestnut Flats Wind, LLC	DE	NIA	Metropolitan Life Insurance Company	Ownership	100.000	MetLife, Inc	NO	
			47-1256270				MetLife OBS Member, LLC	DE	NIA	Metropolitan Life Insurance Company	Ownership	100.000	MetLife, Inc	NO	
							MetLife FM Hotel Member, LLC	DE	NIA	Metropolitan Life Insurance Company	Ownership	100.000	MetLife, Inc	NO	
							LHCW Holdings (U.S.) LLC	DE	NIA	MetLife FM Hotel Member, LLC	Ownership	100.000	MetLife, Inc	NO	
							LHC Holdings (U.S.) LLC	DE	NIA	LHCW Holdings (U.S.) LLC	Ownership	100.000	MetLife, Inc	NO	
							LHCW Hotel Holding (U.S.) LLC	DE	NIA	LHC Holdings (U.S.) LLC	Ownership	100.000	MetLife, Inc	NO	
							LHCW Hotel Holding (2002) LLC	DE	NIA	LHCW Hotel Holding (U.S.) LLC	Ownership	100.000	MetLife, Inc	NO	
							LHCW Hotel Operating Company (2002) LLC	DE	NIA	LHCW Hotel Holding (U.S.) LLC	Ownership	100.000	MetLife, Inc	NO	
							MetLife HCMJV 1 GP, LLC	DE	NIA	Metropolitan Life Insurance Company	Ownership	100.000	MetLife, Inc	NO	
							MetLife HCMJV 1 LP, LLC	DE	NIA	Metropolitan Life Insurance Company	Ownership	100.000	MetLife, Inc	NO	
							Sino-US United MetLife Insurance Co. Ltd.	CHN	IA	Metropolitan Life Insurance Company	Ownership	50.000	MetLife, Inc	NO	
			84-4913232				ML Armature Member, LLC	DE	NIA	Metropolitan Life Insurance Company	Management	0.000	MetLife, Inc	NO	
			13-5581829				TOV OWNER LLC	DE	NIA	Metropolitan Life Insurance Company	Ownership	100.000	MetLife, Inc	NO	
			13-5581829				MZO OWNER LLC	DE	NIA	Metropolitan Life Insurance Company	Ownership	100.000	MetLife, Inc	NO	
							ML PFV Member LLC	DE	NIA	Metropolitan Life Insurance Company	Ownership	100.000	MetLife, Inc	NO	
							PF Venture LLC	DE	NIA	ML PFV Member LLC	Ownership	94.118	MetLife, Inc	NO	
							PF Venture LLC	DE	NIA	MTL PFV Member LLC	Ownership	5.882	MetLife, Inc	NO	
							ML 4000 MACARTHUR MEMBER LLC	DE	NIA	Metropolitan Life Insurance Company	Ownership	100.000	MetLife, Inc	NO	
			81-0706365				Versant Health, Inc.	DE	NIA	MetLife, Inc.	Ownership	100.000	MetLife, Inc	NO	
			81-0711451				Versant Health Holdco, Inc.	DE	NIA	Versant Health, Inc.	Ownership	100.000	MetLife, Inc	NO	
			80-0769466				Versant Health Consolidations Corp.	DE	NIA	Versant Health Holdco, Inc.	Ownership	100.000	MetLife, Inc	NO	
			11-3051991				Davis Vision, Inc	NY	NIA	Versant Health Consolidations Corp.	Ownership	100.000	MetLife, Inc	NO	
			11-2958041				DavisVision IPA, Inc.	NY	NIA	Davis Vision, Inc	Ownership	100.000	MetLife, Inc	NO	

STATEMENT AS OF MARCH 31, 2026 OF THE METROPOLITAN GENERAL INSURANCE COMPANY

SCHEDULE Y

PART 1A - DETAILS OF INSURANCE HOLDING COMPANY SYSTEM

1	2	3	4	5	6	7	8	9	10	11	12	13	14	15	16
Group Code	Group Name	NAIC Company Code	ID Number	Federal RSSD	CIK	Name of Securities Exchange if Publicly Traded (U.S. or International)	Names of Parent, Subsidiaries Or Affiliates	Domi-ciliary Location	Relation-ship to Reporting Entity	Directly Controlled by (Name of Entity/Person)	Type of Control (Ownership, Board, Management, Attorney-in-Fact, Influence, Other)	If Control is Ownership Provide Percentage	Ultimate Controlling Entity(ies)/Person(s)	Is an SCA Filing Re-quired? (Yes/No)	*
.0241	Metropolitan Group	60188	84-1800280 13-3741352 86-0757439				Versant Health Lab, LLC Superior Vision Services, Inc. Superior Vision Insurance, Inc. Vision Twenty-One Managed Eye Care IPA, Inc.	..DE..... ..DE..... ..AZ.....	..NIA..... ..NIA..... ..IA.....	Davis Vision, Inc Versant Health Consolidations Corp. Superior Vision Services, Inc.	Ownership..... Ownership..... Ownership.....	100.000 100.000 100.000	MetLife, Inc MetLife, Inc MetLife, Inc	..NO..... ..NO..... ..NO.....	
.0241	Metropolitan Group	52005	11-3391532 39-1736329				Superior Vision Insurance Plan of Wisconsin, Inc. Vision 21 Physician Practice Management Company	..NY..... ..WI.....	..NIA..... ..IA.....	Versant Health Consolidations Corp. Versant Health Consolidations Corp.	Ownership..... Ownership.....	100.000 100.000	MetLife, Inc MetLife, Inc	..NO..... ..NO.....	
.0241	Metropolitan Group	95387	59-2749609 22-2512390 75-2631278				Superior Vision Benefit Management, Inc. Block Vision of Texas, Inc. UVC Independent Practice Association, Inc.	..FL..... ..NJ..... ..TX.....	..NIA..... ..NIA..... ..IA.....	Versant Health Consolidations Corp. Versant Health Consolidations Corp. Superior Vision Benefit Management, Inc.	Ownership..... Ownership..... Ownership.....	100.000 100.000 100.000	MetLife, Inc MetLife, Inc MetLife, Inc	..NO..... ..NO..... ..NO.....	
.0241	Metropolitan Group	14189	22-3343185 20-5580363				Superior Vision of New Jersey, Inc.	..NY.....	..NIA.....	Superior Vision Benefit Management, Inc.	Ownership.....	100.000	MetLife, Inc	..NO.....	
.0241	Metropolitan Group	97136	13-3114906 38-4035918	3219773			Metropolitan Tower Life Insurance Company MetLife Assignment Company, Inc (DE) MTL HS Member LLC MTL GV Owner LLC MTL Leasing, LLC MTL PFV Member LLC	..NJ..... ..DE..... ..DE..... ..DE..... ..DE..... ..DE.....	..IA..... ..NIA..... ..NIA..... ..NIA..... ..NIA..... ..NIA.....	MetLife, Inc Metropolitan Tower Life Insurance Company Metropolitan Tower Life Insurance Company Metropolitan Tower Life Insurance Company Metropolitan Tower Life Insurance Company Metropolitan Tower Life Insurance Company	Ownership..... Ownership..... Ownership..... Ownership..... Ownership..... Ownership.....	100.000 100.000 100.000 100.000 100.000 100.000	MetLife, Inc MetLife, Inc MetLife, Inc MetLife, Inc MetLife, Inc MetLife, Inc	..NO..... ..NO..... ..NO..... ..NO..... ..NO..... ..NO.....	
.0241	Metropolitan Group	14170	52-1528581 33-0733552	3921834	0000727303		SafeGuard Health Enterprises, Inc. MetLife Health Plans, Inc.	..DE..... ..NJ.....	..NIA..... ..IA.....	MetLife, Inc SafeGuard Health Enterprises, Inc.	Ownership..... Ownership.....	100.000 100.000	MetLife, Inc MetLife, Inc	..NO..... ..NO.....	
.0241	Metropolitan Group	79014	95-2879515 33-0515751				SafeGuard Health Plans, Inc. (CA) SafeHealth Life Insurance Company	..CA..... ..CA.....	..IA..... ..IA.....	SafeGuard Health Enterprises, Inc. SafeGuard Health Enterprises, Inc.	Ownership..... Ownership.....	100.000 100.000	MetLife, Inc MetLife, Inc	..NO..... ..NO.....	
.0241	Metropolitan Group	52009	65-0073323				SafeGuard Health Plans, Inc. (FL)	..FL.....	..IA.....	SafeGuard Health Enterprises, Inc.	Ownership.....	100.000	MetLife, Inc	..NO.....	
.0241	Metropolitan Group	95051	75-2046497				SafeGuard Health Plans, Inc. (TX)	..TX.....	..IA.....	SafeGuard Health Enterprises, Inc.	Ownership.....	100.000	MetLife, Inc	..NO.....	
.0241	Metropolitan Group	60690	98-0000065	4247326			American Life Insurance Company BIDV MetLife Life Insurance Limited Liability Company MetLife Insurance K.K. (Japan) Fortissimo Co., Ltd MetLife Japan Water Tower Owner (Blocker) LLC MetLife Japan Owner (Blocker) LLC MetLife Japan 240 West 35th Owner (Blocker) LLC	..DE..... ..VM..... ..JPN..... ..JPN..... ..DE..... ..DE..... ..DE.....	..IA..... ..IA..... ..IA..... ..IA..... ..IA..... ..IA..... ..IA.....	MetLife, Inc American Life Insurance Company American Life Insurance Company MetLife Insurance K.K. (Japan) MetLife Insurance K.K. (Japan) MetLife Insurance K.K. (Japan)	Ownership..... Ownership..... Ownership..... Ownership..... Ownership..... Ownership..... Ownership.....	100.000 60.610 100.000 100.000 100.000 100.000 100.000	MetLife, Inc MetLife, Inc MetLife, Inc MetLife, Inc MetLife, Inc MetLife, Inc MetLife, Inc	..NO..... ..NO..... ..NO..... ..NO..... ..NO..... ..NO..... ..NO.....	
			88-1313096 92-0658692				MetLife Japan 240 West 35th Owner (Blocker) LLC MetLife, Life Insurance Company (Egypt) MetLife Global Holding Company III GmbH International Technical and Advisory Services Limited	..DE..... ..DE..... ..EGY..... ..CHE.....	..IA..... ..IA..... ..NIA..... ..NIA.....	MetLife Insurance K.K. (Japan) MetLife Insurance K.K. (Japan) MetLife UK Management Company Limited American Life Insurance Company	Ownership..... Ownership..... Ownership..... Ownership.....	100.000 100.000 84.125 100.000	MetLife, Inc MetLife, Inc MetLife, Inc MetLife, Inc	..NO..... ..NO..... ..NO..... ..NO.....	
			51-0205283 02-0649743	4250018			Borderland Investments Limited ALICO Hellas Single Member Limited Liability Company (Greece) ALICO Properties, Inc. Global Properties, Inc. (USA-Delaware) MetLife Global Holding Company I GmbH (Swiss)	..DE..... ..DE..... ..GRC..... ..DE..... ..DE.....	..NIA..... ..NIA..... ..NIA..... ..NIA..... ..NIA.....	American Life Insurance Company American Life Insurance Company Borderland Investments Limited American Life Insurance Company ALICO Properties, Inc.	Ownership..... Ownership..... Ownership..... Ownership..... Ownership.....	100.000 100.000 100.000 51.000 100.000	MetLife, Inc MetLife, Inc MetLife, Inc MetLife, Inc MetLife, Inc	..YES..... ..YES..... ..NO..... ..YES..... ..NO.....	
			13-3912049 13-3919049				Klimber Latam Corp. MetLife Japan 1960 Grand Blocker LLC	..DE..... ..DE.....	..NIA..... ..NIA.....	American Life Insurance Company American Life Insurance Company	Ownership..... Ownership.....	100.000 20.000	MetLife, Inc MetLife, Inc	..NO..... ..YES.....	
							MetLife Japan 1960 Grand Blocker LLC	..DE.....	..NIA.....	MetLife Insurance K.K. (Japan)	Ownership.....	100.000	MetLife, Inc	..NO.....	

STATEMENT AS OF MARCH 31, 2026 OF THE METROPOLITAN GENERAL INSURANCE COMPANY

SCHEDULE Y

PART 1A - DETAILS OF INSURANCE HOLDING COMPANY SYSTEM

1	2	3	4	5	6	7	8	9	10	11	12	13	14	15	16
Group Code	Group Name	NAIC Company Code	ID Number	Federal RSSD	CIK	Name of Securities Exchange if Publicly Traded (U.S. or International)	Names of Parent, Subsidiaries Or Affiliates	Domiciliary Location	Relationship to Reporting Entity	Directly Controlled by (Name of Entity/Person)	Type of Control (Ownership, Board, Management, Attorney-in-Fact, Influence, Other)	If Control is Ownership Provide Percentage	Ultimate Controlling Entity(ies)/Person(s)	Is an SCA Filing Required? (Yes/No)	*
			13-3759652	3166279			MetLife International Holdings, LLC	DE	NIA	MetLife Global Holding Company II LLC (Swiss and DE)	Ownership	100.000	MetLife, Inc	NO	
				4240907			MetLife Regional Services, S.A. de C.V.	MEX	NIA	MetLife Mexico Holdings, S. de R.L. de C.V.	Ownership	100.000	MetLife, Inc	NO	
				4240907			MetLife Regional Services, S.A. de C.V.	MEX	NIA	MetLife UK Management Company Limited	Ownership	0.001	MetLife, Inc	NO	
				4254995			Fundacion MetLife Mexico, A.C.	MEX	NIA	MetLife Regional Services, S.A. de C.V.	Ownership	100.000	MetLife, Inc	NO	
							MetLife Asia Services Sdn. Bhd	MYS	NIA	MetLife Global Holding Company II LLC (Swiss and DE)	Ownership	100.000	MetLife, Inc	NO	
			AA-1860015				MetLife Emekliklik ve Hayat A.S. (Turkey)	TUR	IA	MetLife Global Holding Company II LLC (Swiss and DE)	Ownership	99.980	MetLife, Inc	NO	
				4250072			PJSC MetLife (Ukraine)	UKR	IA	MetLife Global Holding Company II LLC (Swiss and DE)	Ownership	99.999	MetLife, Inc	NO	
				4250072			PJSC MetLife (Ukraine)	UKR	IA	International Technical and Advisory Services Limited	Ownership	0.001	MetLife, Inc	NO	
				4250072			PJSC MetLife (Ukraine)	UKR	IA	Borderland Investments Limited	Ownership	0.001	MetLife, Inc	NO	
							MetLife Innovation Centre Limited	IRL	NIA	MetLife Global Holding Company II LLC (Swiss and DE)	Ownership	99.999	MetLife, Inc	NO	
				4251293			MetLife Investment Management Japan, Ltd.	JPN	NIA	ALICO Operations, LLC (DE)	Ownership	100.000	MetLife, Inc	NO	
							MetLife Seguros S.A. (Uruguay)	URY	IA	ALICO Operations, LLC (DE)	Ownership	100.000	MetLife, Inc	NO	
							MetLife Colombia Seguros de Vida S.A. (Columbia)	COL	IA	MetLife Global Holding Company II LLC (Swiss and DE)	Ownership	90.000	MetLife, Inc	NO	
							MetLife Colombia Seguros de Vida S.A. (Columbia)	COL	IA	MetLife Chile Inversiones Limitada	Ownership	10.000	MetLife, Inc	NO	
							MetLife Colombia Seguros de Vida S.A. (Columbia)	COL	IA	International Technical and Advisory Services Limited	Ownership	0.000	MetLife, Inc	NO	
							MetLife Colombia Seguros de Vida S.A. (Columbia)	COL	IA	Borderland Investments Limited	Ownership	0.000	MetLife, Inc	NO	
							MetLife Colombia Seguros de Vida S.A. (Columbia)	COL	IA	Natiloportem Holdings, LLC	Ownership	0.000	MetLife, Inc	NO	
				4254445			MetLife Latin America Asesorias e Inversiones Limitada (Chile)	CHL	NIA	MetLife Investment Management Holdings (Ireland) Limited (Ireland)	Ownership	99.990	MetLife, Inc	NO	
				4254445			MetLife Latin America Asesorias e Inversiones Limitada (Chile)	CHL	NIA	MetLife Global Holding Company II LLC (Swiss and DE)	Ownership	0.010	MetLife, Inc	NO	
							MetLife Investment Management Europe Limited (Ireland)	IRL	NIA	MetLife Investment Management Holdings (Ireland) Limited (Ireland)	Ownership	100.000	MetLife, Inc	NO	
							MetLife Investments Asia Limited (Hong Kong)	HKG	NIA	MetLife Investment Management Holdings (Ireland) Limited (Ireland)	Ownership	100.000	MetLife, Inc	NO	
				4254427			MetLife Investments Limited (UK)	GBR	NIA	MetLife Investment Management Holdings (Ireland) Limited (Ireland)	Ownership	100.000	MetLife, Inc	NO	
							MetLife Investment Management Holdings (Ireland) Limited (Ireland)	IRL	NIA	MetLife Global Holding Company II LLC (Swiss and DE)	Ownership	100.000	MetLife, Inc	NO	
			30-0615846				ALICO Operations, LLC (DE)	DE	NIA	MetLife Global Holding Company II LLC (Swiss and DE)	Ownership	100.000	MetLife, Inc	NO	
							MetLife UK Limited	GBR	IA	MetLife Global Holding Company II LLC (Swiss and DE)	Ownership	100.000	MetLife, Inc	NO	
							PineBridge Investments Latin America SpA	CHL	NIA	MetLife Investment Management Holdings (Ireland) Limited (Ireland)	Ownership	100.000	MetLife, Inc	NO	
							PineBridge Investments Europe Limited	GBR	NIA	MetLife Investment Management Holdings (Ireland) Limited (Ireland)	Ownership	100.000	MetLife, Inc	NO	
							PineBridge Investments Holdings Europe Limited	GBR	NIA	MetLife Investment Management Holdings (Ireland) Limited (Ireland)	Ownership	100.000	MetLife, Inc	NO	

STATEMENT AS OF MARCH 31, 2026 OF THE METROPOLITAN GENERAL INSURANCE COMPANY

SCHEDULE Y

PART 1A - DETAILS OF INSURANCE HOLDING COMPANY SYSTEM

1	2	3	4	5	6	7	8	9	10	11	12	13	14	15	16
Group Code	Group Name	NAIC Company Code	ID Number	Federal RSSD	CIK	Name of Securities Exchange if Publicly Traded (U.S. or International)	Names of Parent, Subsidiaries Or Affiliates	Domiciliary Location	Relationship to Reporting Entity	Directly Controlled by (Name of Entity/Person)	Type of Control (Ownership, Board, Management, Attorney-in-Fact, Influence, Other)	If Control is Ownership Provide Percentage	Ultimate Controlling Entity(ies)/Person(s)	Is an SCA Filing Required? (Yes/No)	*
							PineBridge Investments Holdings Hong Kong Limited	.HKG	NIA	MetLife Investment Management Holdings (Ireland) Limited (Ireland)	Ownership	100.000	MetLife, Inc	NO	
							PineBridge Investments Holdings Singapore Private Limited	.SGP	NIA	MetLife Investment Management Holdings (Ireland) Limited (Ireland)	Ownership	100.000	MetLife, Inc	NO	
							Affirmative Investment Management Partners Ltd	.GBR	NIA	MetLife Investment Management Holdings (Ireland) Limited (Ireland)	Ownership	100.000	MetLife, Inc	NO	
							Affirmative Investment Management Australia Pty Ltd	.AUS	NIA	Affirmative Investment Management Partners Ltd	Ownership	100.000	MetLife, Inc	NO	
							MetLife Innovation Centre Pte. Ltd	.SGP	NIA	MetLife Global Holding Company II LLC (Swiss and DE)	Ownership	100.000	MetLife, Inc	NO	
							MetLife Reinsurance Company of Bermuda Ltd.	.BMU	IA	MetLife Global Holding Company II LLC (Swiss and DE)	Ownership	100.000	MetLife, Inc	NO	
							MetLife Investment Management Limited (UK) Closed Joint-stock Company Master-D (Russia)	.GBR	NIA	MetLife Global Holding Company II LLC (Swiss and DE)	Ownership	100.000	MetLife, Inc	NO	
				4249469			MetLife Global Holding Company II LLC (Swiss and DE)	.RUS	NIA	MetLife Global Holding Company I GmbH (Swiss)	Ownership	100.000	MetLife, Inc	NO	
			13-3953333	3166372			Natiloportem Holdings, LLC	.DE	NIA	MetLife International Holdings, LLC	Ownership	100.000	MetLife, Inc	NO	2
				3166402			Excelencia Operativa y Tecnologica, S.A. de C.V. (Mexico)	.MEX	NIA	Natiloportem Holdings, LLC	Ownership	99.900	MetLife, Inc	NO	
				3166402			Excelencia Operativa y Tecnologica, S.A. de C.V. (Mexico)	.MEX	NIA	MetLife Mexico Servicios, S.A. de C.V.	Ownership	0.100	MetLife, Inc	NO	
				3166318			Metropolitan Life Seguros e Previdencia Privada S.A. (Brazil)	.BRA	IA	MetLife International Holdings, LLC	Ownership	66.662	MetLife, Inc	NO	
				3166318			Metropolitan Life Seguros e Previdencia Privada S.A. (Brazil)	.BRA	IA	MetLife Worldwide Holdings, LLC	Ownership	33.337	MetLife, Inc	NO	
				3166318			Metropolitan Life Seguros e Previdencia Privada S.A. (Brazil)	.BRA	IA	Natiloportem Holdings, LLC	Ownership	0.001	MetLife, Inc	NO	
			83-3878744				MetLife International Limited, LLC	.DE	NIA	MetLife International Holdings, LLC	Ownership	100.000	MetLife, Inc	NO	
							AmMetLife Insurance Berhad	.MYS	IA	MetLife International Holdings, LLC	Ownership	50.000	MetLife, Inc	NO	
							MAXIS GBN S.A.S.	.FRA	NIA	MetLife International Holdings, LLC	Ownership	50.000	MetLife, Inc	NO	
							MAXIS Services, LLC	.DE	NIA	MAXIS GBN S.A.S.	Ownership	100.000	MetLife, Inc	NO	
							MAXIS Insurance Brokerage Services, Inc.	.DE	NIA	MAXIS Services, LLC	Ownership	100.000	MetLife, Inc	NO	
			AA-5480033				AmMetLife Takaful Berhad	.MYS	IA	MetLife International Holdings, LLC	Ownership	50.000	MetLife, Inc	NO	
							MetLife Asia Limited (Hong Kong)	.HKG	NIA	MetLife International Holdings, LLC	Ownership	100.000	MetLife, Inc	NO	
				4195913			MetLife Planos Odontologicos Ltda. (Brazil)	.BRA	IA	MetLife International Holdings, LLC	Ownership	99.999	MetLife, Inc	NO	
				4195913			MetLife Planos Odontologicos Ltda. (Brazil)	.BRA	IA	Natiloportem Holdings, LLC	Ownership	0.001	MetLife, Inc	NO	
				2327738			Compania Inversora MetLife S.A.	.ARG	NIA	MetLife International Holdings, LLC	Ownership	95.460	MetLife, Inc	NO	
				2327738			Compania Inversora MetLife S.A.	.ARG	NIA	Natiloportem Holdings, LLC	Ownership	4.540	MetLife, Inc	NO	
				4247296			MetLife Servicios S.A. (Argentina)	.ARG	NIA	Compania Inversora MetLife S.A.	Ownership	19.120	MetLife, Inc	NO	
				4247296			MetLife Servicios S.A. (Argentina)	.ARG	NIA	Natiloportem Holdings, LLC	Ownership	80.880	MetLife, Inc	NO	
			06-1597037	2985727			MetLife Worldwide Holdings, LLC	.DE	NIA	MetLife International Holdings, LLC	Ownership	100.000	MetLife, Inc	NO	
			AA-5344102	3166411			PNB MetLife India Insurance Company Limited	.IND	IA	MetLife International Holdings, LLC	Ownership	48.916	MetLife, Inc	NO	
							MetLife Global Operations Support Center Private Limited	.IND	IA	Private Limited	Ownership	0.000	MetLife, Inc	NO	
			AA-5344102	3166411			PNB MetLife India Insurance Company Limited	.IND	IA	MetLife Services East Private Limited	Ownership	0.000	MetLife, Inc	NO	
							MetLife Administradora de Fondos Multipatrocinos Ltda. (Brazil)	.BRA	NIA	MetLife International Holdings, LLC	Ownership	100.000	MetLife, Inc	NO	
				3373648			MetLife Administradora de Fondos Multipatrocinos Ltda. (Brazil)	.BRA	NIA	Natiloportem Holdings, LLC	Ownership	0.000	MetLife, Inc	NO	
				3373648			MetLife Administradora de Fondos Multipatrocinos Ltda. (Brazil)	.BRA	NIA	Natiloportem Holdings, LLC	Ownership	0.000	MetLife, Inc	NO	

STATEMENT AS OF MARCH 31, 2026 OF THE METROPOLITAN GENERAL INSURANCE COMPANY

SCHEDULE Y
PART 1A - DETAILS OF INSURANCE HOLDING COMPANY SYSTEM

1	2	3	4	5	6	7	8	9	10	11	12	13	14	15	16
Group Code	Group Name	NAIC Company Code	ID Number	Federal RSSD	CIK	Name of Securities Exchange if Publicly Traded (U.S. or International)	Names of Parent, Subsidiaries Or Affiliates	Domi-ciliary Location	Relation-ship to Reporting Entity	Directly Controlled by (Name of Entity/Person)	Type of Control (Ownership, Board, Management, Attorney-in-Fact, Influence, Other)	If Control is Ownership Provide Percentage	Ultimate Controlling Entity(ies)/Person(s)	Is an SCA Filing Re-quired? (Yes/No)	*
				4249311			MetLife Mas, S.A. de C.V (Mexico)	.MEX	.IA	MetLife International Holdings, LLC	Ownership	100.000	MetLife, Inc	NO	
				4249311			MetLife Mas, S.A. de C.V (Mexico)	.MEX	.IA	International Technical and Advisory Services Limited	Ownership	0.000	MetLife, Inc	NO	
				4189846			MetLife Global Holdings LLC	.DE	.NIA	MetLife International Holdings, LLC	Ownership	98.900	MetLife, Inc	NO	
				4189846			MetLife Global Holdings LLC	.DE	.NIA	MetLife International Limited, LLC	Ownership	1.100	MetLife, Inc	NO	
			13-3047691				Metropolitan Global Management, LLC	.DE	.NIA	MetLife Global Holdings LLC	Management	0.000	MetLife, Inc	NO	
			AA-2730030	3165740			MetLife Mexico Holdings, S. de R.L. de C.V.	.MEX	.IA	Metropolitan Global Management, LLC	Ownership	100.000	MetLife, Inc	NO	
			AA-2730030	3165740			MetLife Mexico Holdings, S. de R.L. de C.V.	.MEX	.IA	MetLife International Holdings, LLC	Ownership	0.000	MetLife, Inc	NO	
			AA-2730030	3165740			MetLife Mexico, S.A. de C.V.	.MEX	.IA	MetLife Mexico Holdings, S. de R.L. de C.V.	Ownership	99.050	MetLife, Inc	NO	
			AA-2730030	3165740			MetLife Mexico, S.A. de C.V.	.MEX	.IA	MetLife International Holdings, LLC	Ownership	0.950	MetLife, Inc	NO	
							ML Capacitacion Comercial S.A. de C.V. (Mexico)	.MEX	.NIA	MetLife Mexico, S.A. de C.V.	Ownership	99.000	MetLife, Inc	NO	
							ML Capacitacion Comercial S.A. de C.V. (Mexico)	.MEX	.NIA	MetLife Mexico Servicios, S.A. de C.V.	Ownership	1.000	MetLife, Inc	NO	
							MetLife Pensiones Mexico S.A.	.MEX	.IA	MetLife Mexico Holdings, S. de R.L. de C.V.	Ownership	97.513	MetLife, Inc	NO	
							MetLife Pensiones Mexico S.A.	.MEX	.IA	MetLife International Holdings, LLC	Ownership	2.488	MetLife, Inc	NO	
							MetLife Mexico Servicios, S.A. de C.V.	.MEX	.NIA	MetLife Mexico Holdings, S. de R.L. de C.V.	Ownership	98.000	MetLife, Inc	NO	
							MetLife Mexico Servicios, S.A. de C.V.	.MEX	.NIA	MetLife International Holdings, LLC	Ownership	2.000	MetLife, Inc	NO	
			AA-5420018	3166288			MetLife Insurance Company of Korea, Ltd	.KOR	.IA	MetLife UK Management Company Limited	Ownership	100.000	MetLife, Inc	NO	
							MetLife Financial Services, Co., Ltd. (South Korea)	.KOR	.NIA	MetLife Insurance Company of Korea, Ltd	Ownership	100.000	MetLife, Inc	NO	
							MetLife UK Management Company Limited	.GBR	.NIA	Metropolitan Global Management, LLC	Ownership	100.000	MetLife, Inc	NO	
							MetLife Ireland Treasury d.a.c.	.IRL	.NIA	MetLife Global Holdings LLC	Ownership	100.000	MetLife, Inc	NO	
			AA-1930041	1173714			MetLife Insurance Limited (Australia)	.AUS	.IA	MetLife Ireland Treasury d.a.c.	Ownership	91.165	MetLife, Inc	NO	
			AA-1930041	1173714			MetLife Insurance Limited (Australia)	.AUS	.IA	MetLife Global Holdings LLC	Ownership	8.835	MetLife, Inc	NO	
							MetLife Investments Pty Limited	.AUS	.NIA	MetLife Insurance Limited (Australia)	Ownership	100.000	MetLife, Inc	NO	
							MetLife Services Pty Limited	.AUS	.NIA	MetLife Insurance Limited (Australia)	Ownership	100.000	MetLife, Inc	NO	
							MetLife Insurance and Investment Trust (Australia)	.AUS	.NIA	MetLife Investments Pty Limited	Ownership	100.000	MetLife, Inc	NO	
							MetLife General Insurance Limited (Australia)	.AUS	.IA	MetLife Ireland Treasury d.a.c.	Ownership	100.000	MetLife, Inc	NO	
							MetLife EU Holding Company Limited (Ireland)	.IRL	.NIA	MetLife Global Holding Company II LLC (Swiss and DE)	Ownership	100.000	MetLife, Inc	NO	
			AA-1780108				MetLife Europe d.a.c.	.IRL	.IA	MetLife EU Holding Company Limited (Ireland)	Ownership	100.000	MetLife, Inc	NO	
							MetLife Solutions S.A.S. (France)	.FRA	.NIA	MetLife EU Holding Company Limited (Ireland)	Ownership	100.000	MetLife, Inc	NO	
							Metropolitan Life Societate de Administrare a unui Fond de Pensii Administrat Privat S.A. (Romania)	.ROU	.IA	MetLife EU Holding Company Limited (Ireland)	Ownership	99.990	MetLife, Inc	NO	
							Metropolitan Life Societate de Administrare a unui Fond de Pensii Administrat Privat S.A. (Romania)	.ROU	.IA	MetLife Europe Services Limited (Ireland)	Ownership	0.010	MetLife, Inc	NO	
							MetLife Services Cyprus Ltd.	.CYP	.NIA	MetLife EU Holding Company Limited (Ireland)	Ownership	100.000	MetLife, Inc	NO	
							Agenvita S.r.l. (Italy)	.ITA	.IA	MetLife EU Holding Company Limited (Ireland)	Ownership	100.000	MetLife, Inc	NO	

STATEMENT AS OF MARCH 31, 2026 OF THE METROPOLITAN GENERAL INSURANCE COMPANY

SCHEDULE Y

PART 1A - DETAILS OF INSURANCE HOLDING COMPANY SYSTEM

1	2	3	4	5	6	7	8	9	10	11	12	13	14	15	16
Group Code	Group Name	NAIC Company Code	ID Number	Federal RSSD	CIK	Name of Securities Exchange if Publicly Traded (U.S. or International)	Names of Parent, Subsidiaries Or Affiliates	Domi-ciliary Location	Relation-ship to Reporting Entity	Directly Controlled by (Name of Entity/Person)	Type of Control (Ownership, Board, Management, Attorney-in-Fact, Influence, Other)	If Control is Ownership Provide Percentage	Ultimate Controlling Entity(ies)/Person(s)	Is an SCA Filing Re-quired? (Yes/No)	*
							MetLife Services, Sociedad Limitada (Spain)	.ESP	NIA	MetLife EU Holding Company Limited (Ireland)	Ownership	100.000	MetLife, Inc	NO	
							MetLife Europe Insurance d.a.c	.IRL	IA	MetLife EU Holding Company Limited (Ireland)	Ownership	100.000	MetLife, Inc	NO	
				4189864			MetLife Europe Services Limited (Ireland)	.IRL	NIA	MetLife EU Holding Company Limited (Ireland)	Ownership	100.000	MetLife, Inc	NO	
			3077272				MetLife Chile Inversiones Limitada	.CHL	NIA	MetLife, Inc	Ownership	72.351	MetLife, Inc	NO	
			3077272				MetLife Chile Inversiones Limitada	.CHL	NIA	Inversiones MetLife Holdco Dos Limitada	Ownership	2.767	MetLife, Inc	NO	
			3077272				MetLife Chile Inversiones Limitada	.CHL	NIA	Natiloportem Holdings, LLC	Ownership	0.000	MetLife, Inc	NO	
			3077272				MetLife Chile Inversiones Limitada	.CHL	NIA	American Life Insurance Company	Ownership	24.882	MetLife, Inc	NO	
		AA-2280000	3179774				MetLife Chile Seguros de Vida S.A.	.CHL	IA	MetLife Chile Inversiones Limitada	Ownership	99.997	MetLife, Inc	NO	
		AA-2280000	3179774				MetLife Chile Seguros de Vida S.A.	.CHL	IA	International Technical and Advisory Services Limited	Ownership	0.003	MetLife, Inc	NO	
							Inversiones MetLife Holdco Tres Limitada	.CHL	NIA	MetLife Chile Inversiones Limitada	Ownership	97.130	MetLife, Inc	NO	
							Inversiones MetLife Holdco Tres Limitada	.CHL	NIA	Inversiones MetLife Holdco Dos Limitada	Ownership	2.870	MetLife, Inc	NO	
						Santiago Stock Exchange (SSE)	AFP Provida S.A. (Chile)	.CHL	NIA	MetLife Chile Inversiones Limitada	Ownership	10.922	MetLife, Inc	NO	
						Santiago Stock Exchange (SSE)	AFP Provida S.A. (Chile)	.CHL	NIA	Inversiones MetLife Holdco Tres Limitada	Ownership	42.382	MetLife, Inc	NO	
						Santiago Stock Exchange (SSE)	AFP Provida S.A. (Chile)	.CHL	NIA	Inversiones MetLife Holdco Dos Limitada	Ownership	42.382	MetLife, Inc	NO	
				4255282			MetLife Chile Administradora de Mutuos Hipotecarios S.A.	.CHL	NIA	MetLife Chile Seguros de Vida S.A.	Ownership	99.900	MetLife, Inc	NO	
				4255282			MetLife Chile Administradora de Mutuos Hipotecarios S.A.	.CHL	NIA	MetLife Chile Inversiones Limitada	Ownership	0.100	MetLife, Inc	NO	
							Provida Internacional S.A.	.CHL	NIA	AFP Provida S.A. (Chile)	Ownership	99.990	MetLife, Inc	NO	
							Provida Internacional S.A.	.CHL	NIA	MetLife Chile Inversiones Limitada	Ownership	0.010	MetLife, Inc	NO	
							AFP Genesis Administradora de Fondos y Fidecomisos S.A. (Ecuador)	.ECU	NIA	Provida Internacional S.A.	Ownership	99.900	MetLife, Inc	NO	
							AFP Genesis Administradora de Fondos y Fidecomisos S.A. (Ecuador)	.ECU	NIA	MetLife Chile Inversiones Limitada	Ownership	0.100	MetLife, Inc	NO	
							MetLife Chile Seguros Generales S.A. (Chile)	.CHL	IA	MetLife Chile Inversiones Limitada	Ownership	99.990	MetLife, Inc	NO	
							MetLife Chile Seguros Generales S.A. (Chile)	.CHL	IA	Inversiones MetLife Holdco Dos Limitada	Ownership	0.010	MetLife, Inc	NO	
		82-2405817					MetLife Investment Management Holdings, LLC	.DE	NIA	MetLife, Inc	Ownership	100.000	MetLife, Inc	NO	
		82-3238385					MetLife Real Estate Lending LLC	.DE	NIA	MetLife Investment Management Holdings, LLC	Ownership	100.000	MetLife, Inc	NO	
		82-2405817					MetLife Investment Management Holdings, LLC	.DE	NIA	MetLife Investment Management Holdings, LLC	Ownership	100.000	MetLife, Inc	NO	
							ML Venture 1 Servicer, LLC	.DE	NIA	MetLife Investment Management Holdings, LLC	Ownership	100.000	MetLife, Inc	NO	
							ML Venture 1 Manager, S. de R.L. de C.V. (Mexico)	.MEX	NIA	MetLife Investment Management Holdings, LLC	Ownership	99.900	MetLife, Inc	NO	
							ML Venture 1 Manager, S. de R.L. de C.V. (Mexico)	.MEX	NIA	MetLife Investment Management Holdings (Ireland) Limited (Ireland)	Ownership	0.100	MetLife, Inc	NO	
							MetLife Investment Management, LLC	.DE	NIA	MetLife Investment Management Holdings, LLC	Ownership	100.000	MetLife, Inc	NO	
		82-2405817					MAV G1 Trust Holdings LLC	.DE	NIA	MetLife Investment Management Holdings, LLC	Ownership	100.000	MetLife, Inc	NO	
		82-2405817					MAV H1 Trust Holdings LLC	.DE	NIA	MetLife Investment Management Holdings, LLC	Ownership	100.000	MetLife, Inc	NO	
		82-2405817					MAV H1	.DE	NIA	MAV H1 Trust Holdings LLC	Ownership	100.000	MetLife, Inc	NO	

STATEMENT AS OF MARCH 31, 2026 OF THE METROPOLITAN GENERAL INSURANCE COMPANY

SCHEDULE Y

PART 1A - DETAILS OF INSURANCE HOLDING COMPANY SYSTEM

1	2	3	4	5	6	7	8	9	10	11	12	13	14	15	16
Group Code	Group Name	NAIC Company Code	ID Number	Federal RSSD	CIK	Name of Securities Exchange if Publicly Traded (U.S. or International)	Names of Parent, Subsidiaries Or Affiliates	Domiciliary Location	Relationship to Reporting Entity	Directly Controlled by (Name of Entity/Person)	Type of Control (Ownership, Board, Management, Attorney-in-Fact, Influence, Other)	If Control is Ownership Provide Percentage	Ultimate Controlling Entity(ies)/Person(s)	Is an SCA Filing Required? (Yes/No)	*
			26-4672666				PineBridge Investments Holdings US LLC	DE	NIA	MetLife Investment Management Holdings, LLC	Ownership	100.000	MetLife, Inc	NO	
							PineBridge Investments IP Holdings Limited	CYM	NIA	MetLife Investment Management Holdings, LLC	Ownership	100.000	MetLife, Inc	NO	
							PineBridge Investments Americas Holdings Limited	CYM	NIA	MetLife Investment Management Holdings, LLC	Ownership	100.000	MetLife, Inc	NO	
			82-2405817				MAV G1	DE	NIA	MetLife Investment Management Holdings, LLC	Ownership	100.000	MetLife, Inc	NO	
			38-3853223				MIM I LLC	PA	NIA	MetLife Investment Management, LLC	Ownership	100.000	MetLife, Inc	NO	
							MIM Penrose Southstone Manager, LLC	DE	NIA	MetLife Investment Management, LLC	Ownership	100.000	MetLife, Inc	NO	
							MLIA SBAF Manager LLC (DE)	DE	NIA	MetLife Investment Management, LLC	Ownership	100.000	MetLife, Inc	NO	
			82-2405817				MLIA SBAF Colony Manager LLC (DE)	DE	NIA	MetLife Investment Management, LLC	Ownership	100.000	MetLife, Inc	NO	
							MLIA Manager I, LLC (DE)	DE	NIA	MetLife Investment Management, LLC	Ownership	100.000	MetLife, Inc	NO	
							Beachwood Place Manager LLC (DE)	DE	NIA	MetLife Investment Management, LLC	Ownership	100.000	MetLife, Inc	NO	
							MIM Campus at SGV Manager, LLC	DE	NIA	MetLife Investment Management, LLC	Ownership	100.000	MetLife, Inc	NO	
							MIM Cja1 General Partner 2.0, LLC	DE	NIA	MetLife Investment Management, LLC	Ownership	100.000	MetLife, Inc	NO	
							1350 Eye Street Manager LLC	DE	NIA	MetLife Investment Management, LLC	Ownership	100.000	MetLife, Inc	NO	
							ML Bellevue Manager, LLC	DE	NIA	MetLife Investment Management, LLC	Ownership	100.000	MetLife, Inc	NO	
			13-4075851				ML-URS Port Chester SC Manager, LLC	DE	NIA	MetLife Investment Management, LLC	Ownership	100.000	MetLife, Inc	NO	
							Hampden Square Manager LLC	DE	NIA	MetLife Investment Management, LLC	Ownership	100.000	MetLife, Inc	NO	
							ML Terminal 106 Manager, LLC	DE	NIA	MetLife Investment Management, LLC	Ownership	100.000	MetLife, Inc	NO	
			82-2405817				MIM Steel House Manager, LLC	DE	NIA	MetLife Investment Management, LLC	Ownership	100.000	MetLife, Inc	NO	
							MetLife Core Property Fund GP, LLC	DE	NIA	MetLife Investment Management, LLC	Ownership	100.000	MetLife, Inc	NO	
							MetLife Strategic Hotel Debt Fund GP, LLC	DE	NIA	MetLife Investment Management, LLC	Ownership	100.000	MetLife, Inc	NO	
							MIM Founders Manager, LLC	DE	NIA	MetLife Investment Management, LLC	Ownership	100.000	MetLife, Inc	NO	
							MetLife Strategic Hotel Debt Fund LP	DE	NIA	MetLife Strategic Hotel Debt Fund GP, LLC	Management	0.000	MetLife, Inc	NO	
							MetLife Strategic Hotel Originator, LLC	DE	NIA	MetLife Strategic Hotel Debt Fund LP	Ownership	100.000	MetLife, Inc	NO	
							MSHDF Holdco I, LLC	DE	NIA	MetLife Strategic Hotel Originator, LLC	Ownership	100.000	MetLife, Inc	NO	
			87-1480804				MSHDF Holdco II, LLC	DE	NIA	MetLife Strategic Hotel Originator, LLC	Ownership	100.000	MetLife, Inc	NO	
							MSHDF Holdco III, LLC	DE	NIA	MetLife Strategic Hotel Originator, LLC	Ownership	100.000	MetLife, Inc	NO	
							MetLife Investment Private Equity Partners Ultimate GP, L.L.C.	DE	NIA	MetLife Investment Management, LLC	Ownership	100.000	MetLife, Inc	NO	
			87-4795859				MetLife Investment Private Equity Partners GP, L.P.	DE	NIA	MetLife Investment Private Equity Partners Ultimate GP, L.L.C.	Management	0.000	MetLife, Inc	NO	
							MetLife Investment Private Equity Partners, L.P.	DE	NIA	MetLife Investment Private Equity Partners GP, L.P.	Management	0.000	MetLife, Inc	NO	
							MetLife Investment Private Equity Partners (Feeder), L.P.	CYM	NIA	MetLife Investment Private Equity Partners GP, L.P.	Management	0.000	MetLife, Inc	NO	
			86-3778918				MIM GM Syndicator LLC	DE	NIA	MetLife Investment Management, LLC	Ownership	100.000	MetLife, Inc	YES	
							MetLife Loan Asset Management, LLC	DE	NIA	MetLife Investment Management, LLC	Ownership	100.000	MetLife, Inc	NO	
			82-2405817				MLIA Park Tower Manager, LLC	DE	NIA	MetLife Investment Management, LLC	Ownership	100.000	MetLife, Inc	NO	
			46-4140926				MIM Property Management, LLC	DE	NIA	MetLife Investment Management, LLC	Ownership	100.000	MetLife, Inc	NO	
							MIM MetWest International Manager, LLC	DE	NIA	MetLife Investment Management, LLC	Ownership	100.000	MetLife, Inc	NO	
							MIM ML-AI Venture 5 Manager, LLC	DE	NIA	MetLife Investment Management, LLC	Ownership	100.000	MetLife, Inc	NO	
							MIM Cja1 General Partner, LLC	DE	NIA	MetLife Investment Management, LLC	Ownership	100.000	MetLife, Inc	NO	
							MetLife 425 MKT Manager, LLC	DE	NIA	MetLife Investment Management, LLC	Ownership	100.000	MetLife, Inc	NO	
							MIM Rincon Manager, LLC	DE	NIA	MetLife Investment Management, LLC	Ownership	100.000	MetLife, Inc	NO	
							MIM Property Management of Georgia 1, LLC	DE	NIA	MIM Property Management, LLC	Ownership	100.000	MetLife, Inc	NO	
							MetLife Enhanced Core Property Fund GP, LLC	DE	NIA	MetLife Investment Management, LLC	Ownership	100.000	MetLife, Inc	NO	

STATEMENT AS OF MARCH 31, 2026 OF THE METROPOLITAN GENERAL INSURANCE COMPANY

SCHEDULE Y

PART 1A - DETAILS OF INSURANCE HOLDING COMPANY SYSTEM

1	2	3	4	5	6	7	8	9	10	11	12	13	14	15	16
Group Code	Group Name	NAIC Company Code	ID Number	Federal RSSD	CIK	Name of Securities Exchange if Publicly Traded (U.S. or International)	Names of Parent, Subsidiaries Or Affiliates	Domiciliary Location	Relationship to Reporting Entity	Directly Controlled by (Name of Entity/Person)	Type of Control (Ownership, Board, Management, Attorney-in-Fact, Influence, Other)	If Control is Ownership Provide Percentage	Ultimate Controlling Entity(ies)/Person(s)	Is an SCA Filing Required? (Yes/No)	*
			86-3763031				MetLife Enhanced Core Property Fund, LP	DE	NIA	MetLife Enhanced Core Property Fund GP, LLC	Management	0.000	MetLife, Inc	NO	
			86-3775579				MetLife Enhanced Core Property REIT, LLC	DE	NIA	MetLife Enhanced Core Property Fund, LP	Ownership	99.900	MetLife, Inc	NO	
							MetLife Enhanced Core Property Holdings, LLC	DE	NIA	MetLife Enhanced Core Property REIT, LLC	Ownership	100.000	MetLife, Inc	NO	
							MEC Burlington Woods Biocenter, LLC	DE	NIA	MetLife Enhanced Core Property Holdings, LLC	Ownership	100.000	MetLife, Inc	NO	
							MEC Fillmore Cherry Creek, LLC	DE	NIA	MetLife Enhanced Core Property Holdings, LLC	Ownership	100.000	MetLife, Inc	NO	
							MEC Patriot Park 5, LLC	DE	NIA	MetLife Enhanced Core Property Holdings, LLC	Ownership	100.000	MetLife, Inc	NO	
							MEC Property Management, LLC	DE	NIA	MetLife Enhanced Core Property Holdings, LLC	Ownership	100.000	MetLife, Inc	NO	
							MEC 7001 Arlington, LLC	DE	NIA	MetLife Enhanced Core Property Holdings, LLC	Ownership	100.000	MetLife, Inc	NO	
							MEC Salt Lake City Hotel Owner, LLC	DE	NIA	MetLife Enhanced Core Property Holdings, LLC	Ownership	100.000	MetLife, Inc	NO	
							MEC 83 Happy Valley Member, LLC	DE	NIA	MetLife Enhanced Core Property Holdings, LLC	Ownership	100.000	MetLife, Inc	NO	
							MEC Chapel Hills East Member, LLC	DE	NIA	MetLife Enhanced Core Property Holdings, LLC	Ownership	100.000	MetLife, Inc	NO	
							MEC Rivard Road Member, LLC	DE	NIA	MetLife Enhanced Core Property Holdings, LLC	Ownership	100.000	MetLife, Inc	NO	
							MEC Heritage Creekside Owner, LLC	DE	NIA	MetLife Enhanced Core Property Holdings, LLC	Ownership	100.000	MetLife, Inc	NO	
							MEC Whiteland Logistics, LLC	DE	NIA	MetLife Enhanced Core Property Holdings, LLC	Ownership	100.000	MetLife, Inc	NO	
							MEC ESG TRS, LLC	DE	NIA	MetLife Enhanced Core TRS, LLC	Ownership	100.000	MetLife, Inc	NO	
							MEC Slover Avenue Member, LLC	DE	NIA	MetLife Enhanced Core Property Holdings, LLC	Ownership	100.000	MetLife, Inc	NO	
							MetLife Enhanced Core TRS, LLC	DE	NIA	MetLife Enhanced Core Property Holdings, LLC	Ownership	100.000	MetLife, Inc	NO	
							MEC The Overlook LLC	DE	NIA	MetLife Enhanced Core Property Holdings, LLC	Ownership	100.000	MetLife, Inc	NO	
							MEC Salt Lake City TRS Lessee, LLC	DE	NIA	MetLife Enhanced Core TRS, LLC	Ownership	100.000	MetLife, Inc	NO	
							Commonwealth ML Manager LLC	DE	NIA	MetLife Investment Management, LLC	Ownership	100.000	MetLife, Inc	NO	
							MIM SK Manager LLC	DE	NIA	MetLife Investment Management, LLC	Ownership	100.000	MetLife, Inc	NO	
							MetLife Japan US Equity Fund LP	DE	NIA	MetLife Japan US Equity Fund GP LLC	Management	0.000	MetLife, Inc	NO	
			84-5131590				MREF 425 MKT, LLC	DE	NIA	MetLife Japan US Equity Fund LP	Ownership	100.000	MetLife, Inc	NO	
			81-3382498				MetLife ConSquare Member, LLC	DE	NIA	MetLife Japan US Equity Fund LP	Ownership	100.000	MetLife, Inc	NO	
							MetLife Japan Water Tower GP LLC	DE	NIA	MetLife Investment Management, LLC	Ownership	100.000	MetLife, Inc	NO	
							MetLife Japan Water Tower Fund LP	DE	NIA	MetLife Japan Water Tower GP LLC	Management	0.000	MetLife, Inc	NO	
							Water Tower Manager LLC	DE	NIA	MetLife Investment Management, LLC	Ownership	100.000	MetLife, Inc	NO	
							MetLife Japan GV GP LLC	DE	NIA	MetLife Investment Management, LLC	Ownership	100.000	MetLife, Inc	NO	
			88-4155515				MetLife Japan GHV (Hotel) Fund LP	DE	NIA	MetLife Japan GV GP LLC	Management	0.000	MetLife, Inc	NO	
			92-0621385				MetLife Japan GMV (Mall) Fund LP	DE	NIA	MetLife Japan GV GP LLC	Management	0.000	MetLife, Inc	NO	
							GV Venture Manager LLC	DE	NIA	MetLife Investment Management, LLC	Ownership	100.000	MetLife, Inc	NO	
							MIMP Manager, LLC	DE	NIA	MetLife Investment Management, LLC	Ownership	100.000	MetLife, Inc	NO	
							MIM Rausch Creek Logistics Center Manager I, LLC	DE	NIA	MetLife Investment Management, LLC	Ownership	100.000	MetLife, Inc	NO	
							MIM Rausch Creek Logistics Center Manager II, LLC	DE	NIA	MetLife Investment Management, LLC	Ownership	100.000	MetLife, Inc	NO	

12.10

STATEMENT AS OF MARCH 31, 2026 OF THE METROPOLITAN GENERAL INSURANCE COMPANY

SCHEDULE Y
PART 1A - DETAILS OF INSURANCE HOLDING COMPANY SYSTEM

1	2	3	4	5	6	7	8	9	10	11	12	13	14	15	16
Group Code	Group Name	NAIC Company Code	ID Number	Federal RSSD	CIK	Name of Securities Exchange if Publicly Traded (U.S. or International)	Names of Parent, Subsidiaries Or Affiliates	Domiciliary Location	Relationship to Reporting Entity	Directly Controlled by (Name of Entity/Person)	Type of Control (Ownership, Board, Management, Attorney-in-Fact, Influence, Other)	If Control is Ownership Provide Percentage	Ultimate Controlling Entity(ies)/Person(s)	Is an SCA Filing Required? (Yes/No)	*
			26-0333595				MIM Cooperative Manager, LLC	DE	NIA	MetLife Investment Management, LLC	Ownership	100.000	MetLife, Inc	NO	
							MIM EMD GP, LLC	DE	NIA	MetLife Investment Management, LLC	Ownership	100.000	MetLife, Inc	NO	
			84-4651080				MIM FRF I GP, LLC	DE	NIA	MetLife Investment Management, LLC	Ownership	100.000	MetLife, Inc	NO	
							MetLife Floating Rate Fund I, LP	DE	NIA	MIM FRF I GP, LLC	Management	0.000	MetLife, Inc	NO	
			85-4233349				MetLife Emerging Market Debt Blend Fund (Insurance Rated), L.P.	DE	NIA	MIM EMD GP, LLC	Management	0.000	MetLife, Inc	NO	
							MetLife Emerging Market Debt, LP	DE	NIA	MIM EMD GP, LLC	Management	0.000	MetLife, Inc	NO	
			82-2405817				MIM QMD Manager, LLC	DE	NIA	MetLife Investment Management, LLC	Ownership	100.000	MetLife, Inc	NO	
							MIM Alder Avenue Industrial Manager, LLC	DE	NIA	MetLife Investment Management, LLC	Ownership	100.000	MetLife, Inc	NO	
							MIM Valley Boulevard Industrial Manager, LLC	DE	NIA	MetLife Investment Management, LLC	Ownership	100.000	MetLife, Inc	NO	
							MIM Intersect Manager, LLC	DE	NIA	MetLife Investment Management, LLC	Ownership	100.000	MetLife, Inc	NO	
							MetLife Japan US Equity Fund GP LLC	DE	NIA	MetLife Investment Management, LLC	Ownership	100.000	MetLife, Inc	NO	
							MetLife Japan US Equity Owners (Blocker) LLC	DE	NIA	MetLife Insurance K.K. (Japan)	Ownership	100.000	MetLife, Inc	NO	
							MetLife Japan Westlake Tower Blocker LLC	DE	NIA	MetLife Insurance K.K. (Japan)	Ownership	100.000	MetLife, Inc	NO	
							MAG Manager LLC	DE	NIA	MetLife Investment Management, LLC	Ownership	100.000	MetLife, Inc	NO	
							CW Property Manager LLC	DE	NIA	MetLife Investment Management, LLC	Ownership	100.000	MetLife, Inc	NO	
							1960 Grand Manager LLC	DE	NIA	MetLife Investment Management, LLC	Ownership	100.000	MetLife, Inc	NO	
							1960 Grand GP LLC	DE	NIA	MetLife Investment Management, LLC	Ownership	100.000	MetLife, Inc	NO	
							MIM Shea Residences Manager, LLC	DE	NIA	MetLife Investment Management, LLC	Ownership	100.000	MetLife, Inc	NO	
							1960 Grand Fund LP	DE	NIA	1960 Grand GP LLC	Ownership	100.000	MetLife, Inc	NO	
							1960 Grand Venture LLC	DE	NIA	1960 Grand Fund LP	Ownership	100.000	MetLife, Inc	NO	
							1960 Grand Owner LLC	DE	NIA	1960 Grand Venture LLC	Ownership	100.000	MetLife, Inc	NO	
							240 West 35th GP LLC	DE	NIA	MetLife Investment Management, LLC	Ownership	100.000	MetLife, Inc	NO	
							240 West 35th Fund LP	DE	NIA	240 West 35th GP LLC	Management	0.000	MetLife, Inc	NO	
							240 West 35th Manager LLC	DE	NIA	MetLife Investment Management, LLC	Ownership	100.000	MetLife, Inc	NO	
							MetLife Single Family Rental Fund GP, LLC	DE	NIA	MetLife Investment Management, LLC	Ownership	100.000	MetLife, Inc	NO	
							MetLife Single Family Rental Fund, LP	DE	NIA	MetLife Single Family Rental Fund GP, LLC	Management	0.000	MetLife, Inc	NO	
							MetLife Single Family Rental Feeder A, LP	DE	NIA	MetLife Single Family Rental Fund GP, LLC	Ownership	100.000	MetLife, Inc	NO	
							MetLife Single Family Rental Feeder J, LLC	DE	NIA	MetLife Single Family Rental Fund GP, LLC	Ownership	100.000	MetLife, Inc	NO	
							MetLife Single Family Rental Holdings A, LP	DE	NIA	MetLife Single Family Rental Fund GP, LLC	Management	0.000	MetLife, Inc	NO	
			98-1845139				MetLife International PE Fund IX, LP	CYM	NIA	MetLife Alternatives GP, LLC	Management	0.000	MetLife, Inc	NO	
							MIM MPMF Manager LLC	DE	NIA	MetLife Investment Management, LLC	Ownership	100.000	MetLife, Inc	NO	
			82-2405817				MetLife Investment Private Equity Partners II Ultimate GP, LLC	DE	NIA	MetLife Investment Management, LLC	Ownership	100.000	MetLife, Inc	NO	
							MetLife Investment Private Equity Partners III Ultimate GP, LLC	DE	NIA	MetLife Investment Management, LLC	Ownership	100.000	MetLife, Inc	NO	
							MetLife Investment Private Equity Partners III GP, LP	DE	NIA	MetLife Investment Private Equity Partners III Ultimate GP, LLC	Ownership	100.000	MetLife, Inc	NO	
							MetLife Investment Private Equity Partners III, LP	DE	NIA	MetLife Investment Private Equity Partners III GP, LP	Management	0.000	MetLife, Inc	NO	
							MetLife Investment Private Equity Partners III Acquisition Co, LP	DE	NIA	MetLife Investment Private Equity Partners III GP, LP	Management	0.000	MetLife, Inc	NO	
							MIM MP Manager LLC	DE	NIA	MetLife Investment Management, LLC	Ownership	100.000	MetLife, Inc	NO	
							WESTLAKE TOWER MANAGER LLC	DE	NIA	MetLife Investment Management, LLC	Ownership	100.000	MetLife, Inc	NO	
							WESTLAKE TOWER GP LLC	DE	NIA	MetLife Investment Management, LLC	Ownership	100.000	MetLife, Inc	NO	
			99-1742313				MetLife Investment Private Equity Partners II GP, LP	DE	NIA	MetLife Investment Private Equity Partners II Ultimate GP, LLC	Management	0.000	MetLife, Inc	NO	

STATEMENT AS OF MARCH 31, 2026 OF THE METROPOLITAN GENERAL INSURANCE COMPANY

SCHEDULE Y

PART 1A - DETAILS OF INSURANCE HOLDING COMPANY SYSTEM

1	2	3	4	5	6	7	8	9	10	11	12	13	14	15	16
Group Code	Group Name	NAIC Company Code	ID Number	Federal RSSD	CIK	Name of Securities Exchange if Publicly Traded (U.S. or International)	Names of Parent, Subsidiaries Or Affiliates	Domiciliary Location	Relationship to Reporting Entity	Directly Controlled by (Name of Entity/Person)	Type of Control (Ownership, Board, Management, Attorney-in-Fact, Influence, Other)	If Control is Ownership Provide Percentage	Ultimate Controlling Entity(ies)/Person(s)	Is an SCA Filing Required? (Yes/No)	*
			99-1686717				MetLife Investment Private Equity Partners II, LP	DE	NIA	MetLife Investment Private Equity Partners II GP, LP	Management	0.000	MetLife, Inc	NO	
			99-1686717				MetLife Investment Private Equity Partners II Acquisition Co, LP	DE	NIA	MetLife Investment Private Equity Partners II, LP	Ownership	100.000	MetLife, Inc	NO	
			87-4784236				MetLife Investment Private Equity Partners II (Feeder), LP	CYM	NIA	MetLife Investment Private Equity Partners II GP, LP	Management	0.000	MetLife, Inc	NO	
			87-4784236				MSFR Desert Vistas Member, LLC	DE	NIA	MetLife Single Family Rental Fund, LP	Management	0.000	MetLife, Inc	NO	
			87-4784236				MSFR Sawdust Member, LLC	DE	NIA	MetLife Single Family Rental Fund, LP	Ownership	100.000	MetLife, Inc	NO	
			87-4784236				MSFR Acquisition, LLC	DE	NIA	MetLife Single Family Rental Fund, LP	Ownership	100.000	MetLife, Inc	NO	
			87-4784236				MSFR Meridian McCordsville Member, LLC	DE	NIA	MetLife Single Family Rental Fund, LP	Ownership	100.000	MetLife, Inc	NO	
			87-4784236				MSFR Jimmy Deloach Member, LLC	DE	NIA	MetLife Single Family Rental Fund, LP	Ownership	100.000	MetLife, Inc	NO	
			87-4784236				MSFR Jimmy Deloach Preferred Member, LLC	DE	NIA	MetLife Single Family Rental Fund, LP	Ownership	100.000	MetLife, Inc	NO	
			87-4784236				MSFR Smith Cline Farm Member, LLC	DE	NIA	MetLife Single Family Rental Fund, LP	Management	0.000	MetLife, Inc	NO	
			87-4784236				MSFR Custer 121 Member, LLC	DE	NIA	MetLife Single Family Rental Fund, LP	Management	0.000	MetLife, Inc	NO	
			87-4784236				MSFR Horizon Uptown Member, LLC	DE	NIA	MetLife Single Family Rental Fund, LP	Management	0.000	MetLife, Inc	NO	
			87-4784236				MSFR Midway Row House Owner, LLC	DE	NIA	MetLife Single Family Rental Fund, LP	Management	0.000	MetLife, Inc	NO	
			87-4784236				MSFR Sandy Springs Member, LLC	DE	NIA	MetLife Single Family Rental Fund, LP	Management	0.000	MetLife, Inc	NO	
			87-4784236				MSFR Grandstone Owner, LLC	DE	NIA	MetLife Single Family Rental Fund, LP	Management	0.000	MetLife, Inc	NO	
			80-0946518				MetLife Core Property Fund, LP	DE	NIA	MetLife Core Property Fund GP, LLC	Management	0.000	MetLife, Inc	NO	
			80-0947139				MCPF Feeder A, LP	CYM	NIA	MetLife Core Property Fund GP, LLC	Management	0.000	MetLife, Inc	NO	
			80-0947139				MetLife Core Property REIT, LLC	DE	NIA	MetLife Core Property Fund, LP	Ownership	100.000	MetLife, Inc	NO	
			46-3934926				MetLife Core Property Holdings, LLC	DE	NIA	MetLife Core Property REIT, LLC	Ownership	100.000	MetLife, Inc	NO	
			80-0947139				MCP Property Management LLC	DE	NIA	MetLife Core Property Holdings, LLC	Ownership	100.000	MetLife, Inc	NO	
			80-0947139				MCP SP SELF STORAGE MEMBER, LLC (DE)	DE	NIA	MetLife Core Property Holdings, LLC	Ownership	100.000	MetLife, Inc	NO	
			80-0947139				MCP STABLEWOOD MEMBER, LLC (DE)	DE	NIA	MetLife Core Property Holdings, LLC	Ownership	100.000	MetLife, Inc	NO	
							MetLife Core Property TRS, LLC	DE	NIA	MetLife Core Property Holdings, LLC	Ownership	100.000	MetLife, Inc	NO	
							93 Red River, LP	DE	NIA	MetLife Core Property Holdings, LLC	Ownership	100.000	MetLife, Inc	NO	
							MCP Common Desk TRS, LLC	DE	NIA	MetLife Core Property TRS, LLC	Ownership	100.000	MetLife, Inc	NO	
							MCP ESG TRS, LLC	DE	NIA	MetLife Core Property TRS, LLC	Ownership	100.000	MetLife, Inc	NO	
							MCP Rausch Creek Logistics Center Member I, LLC	DE	NIA	MetLife Core Property Holdings, LLC	Ownership	100.000	MetLife, Inc	NO	
							MCP Rausch Creek Logistics Center Member II, LLC	DE	NIA	MetLife Core Property Holdings, LLC	Ownership	100.000	MetLife, Inc	NO	
							Center Avenue Industrial Venture, LLC	DE	NIA	MCP Center Avenue Industrial Member, LLC	Management	0.000	MetLife, Inc	NO	
							Center Avenue Industrial, LLC	DE	NIA	Center Avenue Industrial Venture, LLC	Management	0.000	MetLife, Inc	NO	
			47-1946750				60 11th Street, LLC	DE	NIA	MetLife Core Property Holdings, LLC	Ownership	100.000	MetLife, Inc	NO	
							MCP Hub I Property, LLC	DE	NIA	MCP Hub I, LLC	Ownership	100.000	MetLife, Inc	NO	
							Des Moines Creek Business Park Phase II, LLC	DE	NIA	MCP Hub I, LLC	Ownership	100.000	MetLife, Inc	NO	
			80-0947139				MCP One Westside, LLC	DE	NIA	MetLife Core Property Holdings, LLC	Ownership	100.000	MetLife, Inc	NO	
							MCP 100 Congress Member, LLC	DE	NIA	MetLife Core Property Holdings, LLC	Ownership	100.000	MetLife, Inc	NO	
							MCP 1500 Michael, LLC	DE	NIA	MetLife Core Property Holdings, LLC	Ownership	100.000	MetLife, Inc	NO	
			46-4012463				MCP 1900 McKinney, LLC	DE	NIA	MetLife Core Property Holdings, LLC	Ownership	100.000	MetLife, Inc	NO	
							MCP 2 Ames One, LLC	DE	NIA	MCP 2 Ames, LLC	Management	0.000	MetLife, Inc	NO	
							MCP 2 Ames Owner, LLC	DE	NIA	MCP 2 Ames, LLC	Management	0.000	MetLife, Inc	NO	
			47-5525469				MCP 2 Ames Two, LLC	DE	NIA	MCP 2 Ames, LLC	Ownership	100.000	MetLife, Inc	NO	
			82-2695637				MCP 2 Ames, LLC	DE	NIA	MetLife Core Property Holdings, LLC	Ownership	100.000	MetLife, Inc	NO	
							MCP 38th West Highland, LLC	DE	NIA	MetLife Core Property Holdings, LLC	Ownership	100.000	MetLife, Inc	NO	
							MCP 122 E. Sego Lily, LLC	DE	NIA	MetLife Core Property Holdings, LLC	Ownership	100.000	MetLife, Inc	NO	
							MCP 50-60 Binney, LLC	DE	NIA	MetLife Core Property Holdings, LLC	Ownership	100.000	MetLife, Inc	NO	

STATEMENT AS OF MARCH 31, 2026 OF THE METROPOLITAN GENERAL INSURANCE COMPANY

SCHEDULE Y
PART 1A - DETAILS OF INSURANCE HOLDING COMPANY SYSTEM

1	2	3	4	5	6	7	8	9	10	11	12	13	14	15	16
Group Code	Group Name	NAIC Company Code	ID Number	Federal RSSD	CIK	Name of Securities Exchange if Publicly Traded (U.S. or International)	Names of Parent, Subsidiaries Or Affiliates	Domiciliary Location	Relationship to Reporting Entity	Directly Controlled by (Name of Entity/Person)	Type of Control (Ownership, Board, Management, Attorney-in-Fact, Influence, Other)	If Control is Ownership Provide Percentage	Ultimate Controlling Entity(ies)/Person(s)	Is an SCA Filing Required? (Yes/No)	*
							MCP 220 York, LLC	DE	NIA	MetLife Core Property Holdings, LLC	Ownership	100.000	MetLife, Inc	NO	
							MCP 22745 & 22755 Relocation Drive, LLC	DE	NIA	MetLife Core Property Holdings, LLC	Ownership	100.000	MetLife, Inc	NO	
							MCP 249 Industrial Business Park, LLC	DE	NIA	MetLife Core Property Holdings, LLC	Ownership	100.000	MetLife, Inc	NO	
			47-1279384				MCP 3040 Post Oak, LLC	DE	NIA	MetLife Core Property Holdings, LLC	Ownership	100.000	MetLife, Inc	NO	
			83-2471234				MCP 350 Rohlwing, LLC	DE	NIA	MetLife Core Property Holdings, LLC	Ownership	100.000	MetLife, Inc	NO	
			46-4043244				MCP 550 West Washington, LLC	DE	NIA	MetLife Core Property Holdings, LLC	Ownership	100.000	MetLife, Inc	NO	
			46-4009393				MCP 7 Riverway, LLC	DE	NIA	MetLife Core Property Holdings, LLC	Ownership	100.000	MetLife, Inc	NO	
			47-3463114				MCP 9020 Murphy Road, LLC	DE	NIA	MetLife Core Property Holdings, LLC	Ownership	100.000	MetLife, Inc	NO	
							MCP 93 Red River Member, LLC	DE	NIA	MetLife Core Property Holdings, LLC	Ownership	100.000	MetLife, Inc	NO	
							MCP Alder Avenue Industrial Member, LLC	DE	NIA	MetLife Core Property Holdings, LLC	Ownership	100.000	MetLife, Inc	NO	
							MCP Allen Creek Member, LLC	DE	NIA	MetLife Core Property Holdings, LLC	Ownership	100.000	MetLife, Inc	NO	
			81-0993429				MCP Alley 24 East, LLC	DE	NIA	MetLife Core Property Holdings, LLC	Ownership	100.000	MetLife, Inc	NO	
			46-3935124				MCP Ashton South End, LLC	DE	NIA	MetLife Core Property Holdings, LLC	Ownership	100.000	MetLife, Inc	NO	
			80-0947139				MCP Block 23 Residential Owner, LLC	DE	NIA	MetLife Core Property Holdings, LLC	Ownership	100.000	MetLife, Inc	NO	
							MCP Bradford, LLC	DE	NIA	MetLife Core Property Holdings, LLC	Ownership	100.000	MetLife, Inc	NO	
							MCP Broadstone, LLC	DE	NIA	MetLife Core Property Holdings, LLC	Ownership	100.000	MetLife, Inc	NO	
							MCP Buford Logistics Center Bldg B, LLC	DE	NIA	MetLife Core Property Holdings, LLC	Ownership	100.000	MetLife, Inc	NO	
							MCP Burnside Member, LLC	DE	NIA	MetLife Core Property Holdings, LLC	Ownership	100.000	MetLife, Inc	NO	
							MCP Center Avenue Industrial Member, LLC	DE	NIA	MetLife Core Property Holdings, LLC	Ownership	100.000	MetLife, Inc	NO	
							MCP Clawiter Innovation Member, LLC	DE	NIA	MetLife Core Property Holdings, LLC	Ownership	100.000	MetLife, Inc	NO	
							MCP Denver Pavilions Member, LLC	DE	NIA	MetLife Core Property Holdings, LLC	Ownership	100.000	MetLife, Inc	NO	
			80-0947139				MCP Dillon, LLC	DE	NIA	MetLife Core Property Holdings, LLC	Ownership	100.000	MetLife, Inc	NO	
			80-0947139				MCP Dillon Residential, LLC, LLC	DE	NIA	MetLife Core Property Holdings, LLC	Ownership	100.000	MetLife, Inc	NO	
			46-4024112				MCP Env Chicago, LLC	DE	NIA	MetLife Core Property Holdings, LLC	Ownership	100.000	MetLife, Inc	NO	
							MCP Fife Enterprise Center, LLC	DE	NIA	MetLife Core Property Holdings, LLC	Ownership	100.000	MetLife, Inc	NO	
							MCP Financing, LLC	DE	NIA	MetLife Core Property Holdings, LLC	Ownership	100.000	MetLife, Inc	NO	
							MCP Frisco Office, LLC	DE	NIA	MetLife Core Property Holdings, LLC	Ownership	100.000	MetLife, Inc	NO	
							MCP Frisco Office Two, LLC	DE	NIA	MetLife Core Property Holdings, LLC	Ownership	100.000	MetLife, Inc	NO	
							MCP Gateway Commerce Center 5, LLC	DE	NIA	MetLife Core Property Holdings, LLC	Ownership	100.000	MetLife, Inc	NO	
							MCP Grapevine, LLC	DE	NIA	MetLife Core Property Holdings, LLC	Ownership	100.000	MetLife, Inc	NO	
							MCP HH Hotel LB, LLC	DE	NIA	MetLife Core Property Holdings, LLC	Ownership	100.000	MetLife, Inc	NO	
							MCP HH Hotel LB Trust	MD	NIA	MetLife Core Property Holdings, LLC	Ownership	100.000	MetLife, Inc	NO	
							MCP HH Hotel TRS, LB, LLC	DE	NIA	MCP HH Hotel LB Trust	Management	0.000	MetLife, Inc	NO	
							MCP Hub 1, LLC	DE	NIA	MetLife Core Property Holdings, LLC	Ownership	100.000	MetLife, Inc	NO	
							HM Sleepy Hollow LLC (100%)	DE	NIA	MetLife Core Property Fund, LP	Ownership	100.000	MetLife, Inc	NO	
							Sleepy Hollow Residences LLC (100%)	DE	NIA	MetLife Core Property Fund, LP	Ownership	100.000	MetLife, Inc	NO	
							MCP Key West, LLC	DE	NIA	MetLife Core Property Holdings, LLC	Ownership	100.000	MetLife, Inc	NO	
							MCP Longhaven Estates Member, LLC	DE	NIA	MetLife Core Property Holdings, LLC	Ownership	100.000	MetLife, Inc	NO	
			83-1015971				MCP MA Property REIT, LLC	DE	NIA	MetLife Core Property Holdings, LLC	Ownership	100.000	MetLife, Inc	NO	
			47-2338963				MCP Magnolia Park Member, LLC	DE	NIA	MetLife Core Property Holdings, LLC	Ownership	100.000	MetLife, Inc	NO	
			46-4012567				MCP Main Street Village, LLC	DE	NIA	MetLife Core Property Holdings, LLC	Ownership	100.000	MetLife, Inc	NO	
							MCP Mountain Technology Center Member TRS, LLC	DE	NIA	MetLife Core Property Holdings, LLC	Ownership	100.000	MetLife, Inc	NO	
							MCP Northyards Holdco, LLC	DE	NIA	MetLife Core Property Holdings, LLC	Ownership	100.000	MetLife, Inc	NO	
			81-1655046				MCP Northyards Master Lessee, LLC	DE	NIA	MCP Northyards Holdco, LLC	Ownership	100.000	MetLife, Inc	NO	
			81-1500869				MCP Northyards Owner, LLC	DE	NIA	MCP Northyards Holdco, LLC	Ownership	100.000	MetLife, Inc	NO	
							MCP Optimist Park Member, LLC	DE	NIA	MetLife Core Property Holdings, LLC	Ownership	100.000	MetLife, Inc	NO	
							MCP Onyx, LLC	DE	NIA	MetLife Core Property Holdings, LLC	Ownership	100.000	MetLife, Inc	NO	
			46-4054412				MCP Paragon Point, LLC	DE	NIA	MetLife Core Property Holdings, LLC	Ownership	100.000	MetLife, Inc	NO	

STATEMENT AS OF MARCH 31, 2026 OF THE METROPOLITAN GENERAL INSURANCE COMPANY

SCHEDULE Y

PART 1A - DETAILS OF INSURANCE HOLDING COMPANY SYSTEM

1	2	3	4	5	6	7	8	9	10	11	12	13	14	15	16
Group Code	Group Name	NAIC Company Code	ID Number	Federal RSSD	CIK	Name of Securities Exchange if Publicly Traded (U.S. or International)	Names of Parent, Subsidiaries Or Affiliates	Domi-ciliary Location	Relation-ship to Reporting Entity	Directly Controlled by (Name of Entity/Person)	Type of Control (Ownership, Board, Management, Attorney-in-Fact, Influence, Other)	If Control is Ownership Provide Percentage	Ultimate Controlling Entity(ies)/Person(s)	Is an SCA Filing Re-quired? (Yes/No)	*
							MCP Rancho Village MHC Member, LLC	DE	NIA	MetLife Core Property Holdings, LLC	Ownership	100.000	MetLife, Inc	NO	
							MCP Seattle Gateway Industrial 1, LLC	DE	NIA	MetLife Core Property Holdings, LLC	Ownership	100.000	MetLife, Inc	NO	
							MCP Seattle Gateway Industrial II, LLC	DE	NIA	MetLife Core Property Holdings, LLC	Ownership	100.000	MetLife, Inc	NO	
							MCP Seventh and Osborn Retail Member, LLC	DE	NIA	MetLife Core Property Holdings, LLC	Ownership	100.000	MetLife, Inc	NO	
							MCP Astor at Osborn, LLC	DE	NIA	MetLife Core Property Holdings, LLC	Ownership	100.000	MetLife, Inc	NO	
							MCP Shakopee, LLC	DE	NIA	MetLife Core Property Holdings, LLC	Ownership	100.000	MetLife, Inc	NO	
							MCP Sleepy Hollow Member, LLC	DE	NIA	MetLife Core Property Holdings, LLC	Ownership	100.000	MetLife, Inc	NO	
			46-4075562				MCP SoCal Industrial - Anaheim, LLC	DE	NIA	MetLife Core Property Holdings, LLC	Ownership	100.000	MetLife, Inc	NO	
			46-4388617				MCP SoCal Industrial Bernardo, LLC	DE	NIA	MetLife Core Property Holdings, LLC	Ownership	100.000	MetLife, Inc	NO	
			46-4100416				MCP SoCal Industrial Concourse, LLC	DE	NIA	MetLife Core Property Holdings, LLC	Ownership	100.000	MetLife, Inc	NO	
			46-4064679				MCP SoCal Industrial Fullerton, LLC	DE	NIA	MetLife Core Property Holdings, LLC	Ownership	100.000	MetLife, Inc	NO	
			46-4088528				MCP SoCal Industrial Kellwood, LLC	DE	NIA	MetLife Core Property Holdings, LLC	Ownership	100.000	MetLife, Inc	NO	
			46-4111195				MCP SoCal Industrial LAX, LLC	DE	NIA	MetLife Core Property Holdings, LLC	Ownership	100.000	MetLife, Inc	NO	
			46-4054257				MCP SoCal Industrial Loker, LLC	DE	NIA	MetLife Core Property Holdings, LLC	Ownership	100.000	MetLife, Inc	NO	
			80-0947139				MCP SoCal Industrial Redondo, LLC	DE	NIA	MetLife Core Property Holdings, LLC	Ownership	100.000	MetLife, Inc	NO	
			46-4100363				MCP SoCal Industrial Springdale, LLC	DE	NIA	MetLife Core Property Holdings, LLC	Ownership	100.000	MetLife, Inc	NO	
							MCP Stateline, LLC	DE	NIA	MetLife Core Property Holdings, LLC	Ownership	100.000	MetLife, Inc	NO	
			46-4023987				MCP The Palms at Doral, LLC	DE	NIA	MetLife Core Property Holdings, LLC	Ownership	100.000	MetLife, Inc	NO	
			47-4062730				MCP Trimble Campus, LLC	DE	NIA	MetLife Core Property Holdings, LLC	Ownership	100.000	MetLife, Inc	NO	
							MCP Union Row, LLC	DE	NIA	MetLife Core Property Holdings, LLC	Ownership	100.000	MetLife, Inc	NO	
							MCP Valley Boulevard Industrial Member, LLC	DE	NIA	MetLife Core Property Holdings, LLC	Ownership	100.000	MetLife, Inc	NO	
							MCP Valley Forge One, LLC	DE	NIA	MCP Valley Forge, LLC	Management	0.000	MetLife, Inc	NO	
							MCP Valley Forge Owner, LLC	DE	NIA	MCP Valley Forge, LLC	Management	0.000	MetLife, Inc	NO	
							MCP Valley Forge Two, LLC	DE	NIA	MCP Valley Forge, LLC	Ownership	100.000	MetLife, Inc	NO	
							MCP Valley Forge, LLC	DE	NIA	MetLife Core Property Holdings, LLC	Ownership	100.000	MetLife, Inc	NO	
							MCP Vance Jackson, LLC	DE	NIA	MetLife Core Property Holdings, LLC	Ownership	100.000	MetLife, Inc	NO	
							MCP Vineyard Avenue Member, LLC	DE	NIA	MetLife Core Property Holdings, LLC	Ownership	100.000	MetLife, Inc	NO	
			47-1967401				MCP VOA 1 & III, LLC	DE	NIA	MCP VOA Holdings, LLC	Ownership	100.000	MetLife, Inc	NO	
			47-1975006				MCP VOA Holdings, LLC	DE	NIA	MetLife Core Property Holdings, LLC	Ownership	100.000	MetLife, Inc	NO	
			47-1966785				MCP VOA II, LLC	DE	NIA	MCP VOA Holdings, LLC	Ownership	100.000	MetLife, Inc	NO	
			83-2524541				MCP Wellington, LLC	DE	NIA	MetLife Core Property Holdings, LLC	Ownership	100.000	MetLife, Inc	NO	
							MCP West Broad Marketplace, LLC	DE	NIA	MetLife Core Property Holdings, LLC	Ownership	100.000	MetLife, Inc	NO	
							MCP West Fork, LLC	DE	NIA	MetLife Core Property Holdings, LLC	Ownership	100.000	MetLife, Inc	NO	
							MCP - English Village, LLC	DE	NIA	MetLife Core Property Holdings, LLC	Ownership	100.000	MetLife, Inc	NO	
							MCPF Needham, LLC	DE	NIA	MCP MA Property REIT, LLC	Ownership	100.000	MetLife, Inc	NO	
							MCPF Acquisition, LLC	DE	NIA	MetLife Core Property Holdings, LLC	Ownership	100.000	MetLife, Inc	NO	
			83-1015971				MCPF Foxborough, LLC	DE	NIA	MCP MA Property REIT, LLC	Ownership	100.000	MetLife, Inc	NO	
							Mountain Technology Center A, LLC	DE	NIA	MCP Mountain Technology Center Member TRS, LLC	Ownership	100.000	MetLife, Inc	NO	
							Mountain Technology Center B, LLC	DE	NIA	MCP Mountain Technology Center Member TRS, LLC	Ownership	100.000	MetLife, Inc	NO	
							Mountain Technology Center C, LLC	DE	NIA	MCP Mountain Technology Center Member TRS, LLC	Ownership	100.000	MetLife, Inc	NO	
							Mountain Technology Center D, LLC	DE	NIA	MCP Mountain Technology Center Member TRS, LLC	Ownership	100.000	MetLife, Inc	NO	
							Mountain Technology Center E, LLC	DE	NIA	MCP Mountain Technology Center Member TRS, LLC	Ownership	100.000	MetLife, Inc	NO	
							Vineyard Avenue Industrial Venture, LLC	DE	NIA	MCP Vineyard Avenue Member, LLC	Management	0.000	MetLife, Inc	NO	
							Vineyard Avenue Industrial, LLC	DE	NIA	Vineyard Avenue Industrial Venture, LLC	Management	0.000	MetLife, Inc	NO	
							MCP MCFA Additional PropCo 1, LLC	DE	NIA	MetLife Core Property Holdings, LLC	Ownership	100.000	MetLife, Inc	NO	

STATEMENT AS OF MARCH 31, 2026 OF THE METROPOLITAN GENERAL INSURANCE COMPANY

SCHEDULE Y

PART 1A - DETAILS OF INSURANCE HOLDING COMPANY SYSTEM

1	2	3	4	5	6	7	8	9	10	11	12	13	14	15	16
Group Code	Group Name	NAIC Company Code	ID Number	Federal RSSD	CIK	Name of Securities Exchange if Publicly Traded (U.S. or International)	Names of Parent, Subsidiaries Or Affiliates	Domiciliary Location	Relationship to Reporting Entity	Directly Controlled by (Name of Entity/Person)	Type of Control (Ownership, Board, Management, Attorney-in-Fact, Influence, Other)	If Control is Ownership Provide Percentage	Ultimate Controlling Entity(ies)/Person(s)	Is an SCA Filing Required? (Yes/No)	*
							MCP MCFA Additional PropCo 2, LLC	DE	NIA	MetLife Core Property Holdings, LLC	Ownership	100.000	MetLife, Inc	NO	
							MCP MCFA Additional PropCo 3, LLC	DE	NIA	MetLife Core Property Holdings, LLC	Ownership	100.000	MetLife, Inc	NO	
							MCP MCFA Additional PropCo 4, LLC	DE	NIA	MetLife Core Property Holdings, LLC	Ownership	100.000	MetLife, Inc	NO	
			83-3534689				Clawiter Investors LLC	DE	NIA	MCP Clawiter Innovation Member, LLC	Ownership	100.000	MetLife, Inc	NO	
			83-3534689				Clawiter Innovation LLC	DE	NIA	Clawiter Investors LLC	Ownership	100.000	MetLife, Inc	NO	
			83-3534689				Clawiter Industrial LLC	DE	NIA	Clawiter Investors LLC	Ownership	100.000	MetLife, Inc	NO	
							MCP MCFA Additional PropCo 5, LLC	DE	NIA	MetLife Core Property Holdings, LLC	Ownership	100.000	MetLife, Inc	NO	
							MetLife Senior Direct Lending GP, LLC	DE	NIA	MetLife Investment Management, LLC	Ownership	100.000	MetLife, Inc	NO	
			93-3101624				MetLife Senior Direct Lending GP II, LLC	DE	NIA	MetLife Investment Management, LLC	Ownership	100.000	MetLife, Inc	NO	
			93-3089465				MetLife Senior Direct Lending Fund II, LP	DE	NIA	MetLife Senior Direct Lending GP II, LLC	Management	0.000	MetLife, Inc	NO	
							MLJ US Feeder LLC	DE	NIA	MetLife Senior Direct Lending GP, LLC	Management	0.000	MetLife, Inc	NO	
							MetLife Senior Direct Lending Finco, LLC	DE	NIA	MetLife Senior Direct Lending GP, LLC	Ownership	100.000	MetLife, Inc	NO	
							MetLife Senior Direct Lending Holdings, LP	DE	NIA	MetLife Senior Direct Lending GP, LLC	Ownership	100.000	MetLife, Inc	NO	
			87-1640780				MetLife MMPD II Special, LLC	DE	NIA	MetLife Investment Management, LLC	Ownership	100.000	MetLife, Inc	NO	
			39-3987617				MMPDFI Guard Blocker, LLC	DE	NIA	MetLife Investment Management, LLC	Management	0.000	MetLife, Inc	NO	
							4000 MACARTHUR MANAGER LLC	DE	NIA	MetLife Investment Management, LLC	Ownership	100.000	MetLife, Inc	NO	
							MIM Markham Manager, LLC	DE	NIA	MetLife Investment Management, LLC	Ownership	100.000	MetLife, Inc	NO	
							MetLife Middle Market Private Debt Parallel GP, LLC (DE)	DE	NIA	MetLife Investment Management, LLC	Ownership	100.000	MetLife, Inc	NO	
							MetLife Middle Market Private Debt Parallel Fund, LP	CYM	NIA	MetLife Middle Market Private Debt Parallel GP, LLC (DE)	Management	0.000	MetLife, Inc	NO	
							MMPDPF Brewer Blocker, LLC	DE	NIA	MetLife Middle Market Private Debt Parallel Fund, LP	Management	0.000	MetLife, Inc	NO	
			41-3189208				MMPDFI Aero Blocker, LLC (DE)	DE	NIA	MetLife Middle Market Private Debt Parallel Fund, LP	Management	0.000	MetLife, Inc	NO	
							MetLife Middle Market Private Debt GP, LLC (DE)	DE	NIA	MetLife Investment Management, LLC	Ownership	100.000	MetLife, Inc	NO	
							MetLife Middle Market Private Debt Fund, LP (DE)	DE	NIA	MetLife Middle Market Private Debt GP, LLC (DE)	Management	0.000	MetLife, Inc	NO	
			86-1562501				MMPDF Gloves Holdings, LP (DE)	DE	NIA	MetLife Middle Market Private Debt GP, LLC (DE)	Management	0.000	MetLife, Inc	NO	
			87-1613098				MetLife Middle Market Private Debt GP II, LLC	DE	NIA	MetLife Investment Management, LLC	Ownership	100.000	MetLife, Inc	NO	
			87-1583660				MetLife Middle Market Private Debt Fund II, LP	DE	NIA	MetLife Middle Market Private Debt GP II, LLC	Management	0.000	MetLife, Inc	NO	
							MetLife Opportunistic Real Estate Debt Fund GP, LLC	DE	NIA	MetLife Investment Management, LLC	Ownership	100.000	MetLife, Inc	NO	
							MetLife Opportunistic Real Estate Debt Fund, LP	DE	NIA	MetLife Opportunistic Real Estate Debt Fund GP, LLC	Management	0.000	MetLife, Inc	NO	
							MORE Originator, LLC	DE	NIA	MetLife Opportunistic Real Estate Debt Fund, LP	Ownership	100.000	MetLife, Inc	NO	
							MORE Holdco I, LLC	DE	NIA	MORE Originator, LLC	Ownership	100.000	MetLife, Inc	NO	
							MetLife Opportunistic Real Estate Debt Feeder Fund, LP	CYM	NIA	MetLife Opportunistic Real Estate Debt Fund GP, LLC	Management	0.000	MetLife, Inc	NO	
							MetLife SDLF II Special, LLC	DE	NIA	MetLife Investment Management, LLC	Ownership	100.000	MetLife, Inc	NO	
							225 6th Street Manager LLC	DE	NIA	MetLife Investment Management, LLC	Ownership	100.000	MetLife, Inc	NO	
			13-4075851				MetLife Commercial Mortgage Income Fund GP, LLC	DE	NIA	MetLife Investment Management, LLC	Ownership	100.000	MetLife, Inc	NO	
			47-2630137				MetLife Commercial Mortgage Income Fund, LP	DE	NIA	MetLife Commercial Mortgage Income Fund GP, LLC	Management	0.000	MetLife, Inc	NO	

STATEMENT AS OF MARCH 31, 2026 OF THE METROPOLITAN GENERAL INSURANCE COMPANY

SCHEDULE Y

PART 1A - DETAILS OF INSURANCE HOLDING COMPANY SYSTEM

1	2	3	4	5	6	7	8	9	10	11	12	13	14	15	16
Group Code	Group Name	NAIC Company Code	ID Number	Federal RSSD	CIK	Name of Securities Exchange if Publicly Traded (U.S. or International)	Names of Parent, Subsidiaries Or Affiliates	Domiciliary Location	Relationship to Reporting Entity	Directly Controlled by (Name of Entity/Person)	Type of Control (Ownership, Board, Management, Attorney-in-Fact, Influence, Other)	If Control is Ownership Provide Percentage	Ultimate Controlling Entity(ies)/Person(s)	Is an SCA Filing Required? (Yes/No)	*
			47-2688528				MetLife Commercial Mortgage REIT, LLC	DE	NIA	MetLife Commercial Mortgage Income Fund, LP	Ownership	100.000	MetLife, Inc	NO	
			47-2703778				MetLife Commercial Mortgage Originator, LLC	DE	NIA	MetLife Commercial Mortgage REIT, LLC	Ownership	100.000	MetLife, Inc	NO	
			47-5495603				MCMIF Holdco I, LLC	DE	NIA	MetLife Commercial Mortgage Originator, LLC	Ownership	100.000	MetLife, Inc	NO	
							MCMIF Holdco II, LLC	DE	NIA	MetLife Commercial Mortgage Originator, LLC	Ownership	100.000	MetLife, Inc	NO	
							MCMIF Holdco III, LLC	DE	NIA	MetLife Commercial Mortgage Originator, LLC	Ownership	100.000	MetLife, Inc	NO	
			47-2688528				MCMIF Holdco IV, LLC	DE	NIA	MetLife Commercial Mortgage REIT, LLC	Ownership	100.000	MetLife, Inc	NO	
							MCMIF TRS II, LLC	DE	NIA	MetLife Commercial Mortgage REIT, LLC	Ownership	100.000	MetLife, Inc	NO	
							MCMIF TRS I, LLC	DE	NIA	MetLife Commercial Mortgage REIT, LLC	Management	0.000	MetLife, Inc	NO	
							Eden Prairie Center, LLC	DE	NIA	MCMIF TRS I, LLC	Management	0.000	MetLife, Inc	NO	
							MetLife Alternatives GP, LLC	DE	NIA	MetLife Investment Management, LLC	Ownership	100.000	MetLife, Inc	NO	
			98-1150291				MetLife International HF Partners, LP	CYM	NIA	MetLife Alternatives GP, LLC	Management	0.000	MetLife, Inc	NO	
			98-1226825				MetLife International PE Fund III, LP	CYM	NIA	MetLife Alternatives GP, LLC	Management	0.000	MetLife, Inc	NO	
			98-1277596				MetLife International PE Fund IV, LP	CYM	NIA	MetLife Alternatives GP, LLC	Management	0.000	MetLife, Inc	NO	
			98-1339546				MetLife International PE Fund V, LP	CYM	NIA	MetLife Alternatives GP, LLC	Management	0.000	MetLife, Inc	NO	
			98-1396743				MetLife International PE Fund VI, LP	CYM	NIA	MetLife Alternatives GP, LLC	Management	0.000	MetLife, Inc	NO	
			98-1515673				MetLife International PE Fund VII, LP	CYM	NIA	MetLife Alternatives GP, LLC	Management	0.000	MetLife, Inc	NO	
			98-1708851				MetLife International PE Fund VIII, LP	CYM	NIA	MetLife Alternatives GP, LLC	Management	0.000	MetLife, Inc	NO	
							PineBridge Investments Deutschland GmbH	DEU	NIA	MetLife UK Management Company Limited	Ownership	100.000	MetLife, Inc	NO	
							PineBridge HS Manager LLC	DE	NIA	PineBridge Investments Holdings US LLC	Ownership	100.000	MetLife, Inc	NO	
			27-1145396				PineBridge International Services LLC	DE	NIA	PineBridge Investments Holdings US LLC	Ownership	100.000	MetLife, Inc	NO	
			81-3715352				PineBridge Investments LLC	DE	NIA	PineBridge Investments Holdings US LLC	Ownership	100.000	MetLife, Inc	NO	
							PineBridge Private Credit Agent LLC	DE	NIA	PineBridge Investments Holdings US LLC	Ownership	100.000	MetLife, Inc	NO	
			13-2701087				PineBridge Securities LLC	DE	NIA	PineBridge Investments Holdings US LLC	Ownership	100.000	MetLife, Inc	NO	
			98-0375358				PineBridge GEM II G.P., Co.	CYM	NIA	PineBridge Investments Americas Holdings Limited	Ownership	100.000	MetLife, Inc	NO	
							PineBridge GEM II Special Distribution GP, Ltd.	CYM	NIA	PineBridge Investments Americas Holdings Limited	Ownership	100.000	MetLife, Inc	NO	
							PineBridge GEM II, LLC	DE	NIA	PineBridge Investments Americas Holdings Limited	Ownership	100.000	MetLife, Inc	NO	
			98-0560628				PineBridge GEM Viaduct GP, Co.	CYM	NIA	PineBridge Investments Americas Holdings Limited	Ownership	100.000	MetLife, Inc	NO	
			98-0560630				PineBridge GEM Viaduct Manager, LLC	DE	NIA	PineBridge Investments Americas Holdings Limited	Ownership	100.000	MetLife, Inc	NO	
							PineBridge New Europe GP, Ltd.	CYM	NIA	PineBridge Investments Americas Holdings Limited	Ownership	100.000	MetLife, Inc	NO	
							PineBridge New Europe II GP, Ltd.	CYM	NIA	PineBridge Investments Americas Holdings Limited	Ownership	100.000	MetLife, Inc	NO	
							PineBridge New Europe II Manager, LLC	DE	NIA	PineBridge Investments Americas Holdings Limited	Ownership	100.000	MetLife, Inc	NO	
							PineBridge New Europe Manager, Ltd.	CYM	NIA	PineBridge Investments Americas Holdings Limited	Ownership	70.000	MetLife, Inc	NO	
							PineBridge Benson Elliot LLP	GBR	NIA	PineBridge Investments Holdings Europe Limited	Ownership	96.000	MetLife, Inc	NO	
							PineBridge Asian Enhanced Income Fund 1	CYM	NIA	PineBridge Investments Holdings Hong Kong Limited	Ownership	100.000	MetLife, Inc	NO	

STATEMENT AS OF MARCH 31, 2026 OF THE METROPOLITAN GENERAL INSURANCE COMPANY

SCHEDULE Y
PART 1A - DETAILS OF INSURANCE HOLDING COMPANY SYSTEM

1	2	3	4	5	6	7	8	9	10	11	12	13	14	15	16
Group Code	Group Name	NAIC Company Code	ID Number	Federal RSSD	CIK	Name of Securities Exchange if Publicly Traded (U.S. or International)	Names of Parent, Subsidiaries Or Affiliates	Domiciliary Location	Relationship to Reporting Entity	Directly Controlled by (Name of Entity/Person)	Type of Control (Ownership, Board, Management, Attorney-in-Fact, Influence, Other)	If Control is Ownership Provide Percentage	Ultimate Controlling Entity(ies)/Person(s)	Is an SCA Filing Required? (Yes/No)	*
							PineBridge Investments Holdings (Gibraltar) No. 1 Limited	.GIB	NIA	PineBridge Investments Holdings Hong Kong Limited	Ownership	100.000	MetLife, Inc	NO	
							PineBridge Investments Holdings Limited Sarl	.LUX	NIA	PineBridge Investments Holdings Hong Kong Limited	Ownership	100.000	MetLife, Inc	NO	
							PineBridge Investments Asia Limited	.BMU	NIA	PineBridge Investments Holdings Singapore Private Limited	Ownership	100.000	MetLife, Inc	NO	
							PineBridge Investments Capital India Private Limited	.IND	NIA	PineBridge Investments Holdings Singapore Private Limited	Ownership	7.950	MetLife, Inc	NO	
							PineBridge Investments Capital India Private Limited	.IND	NIA	PineBridge Investments Japan Co., Ltd.	Ownership	92.050	MetLife, Inc	NO	
			98-0235192				PineBridge Investments Japan Co., Ltd.	.JPN	NIA	PineBridge Investments Holdings Singapore Private Limited	Ownership	100.000	MetLife, Inc	NO	
							PineBridge Investments Malaysia Sdn Bhd	.MYS	NIA	PineBridge Investments Holdings Singapore Private Limited	Ownership	100.000	MetLife, Inc	NO	
							PineBridge Investments Singapore Limited	.SGP	NIA	PineBridge Investments Holdings Singapore Private Limited	Ownership	100.000	MetLife, Inc	NO	
							PB PC Blocker A, Inc.	.DE	NIA	PineBridge Investments LLC	Ownership	100.000	MetLife, Inc	NO	
							PineBridge Aggregator General Partner, LLC	.DE	NIA	PineBridge Investments LLC	Ownership	100.000	MetLife, Inc	NO	
							PineBridge European Real Estate GP, LLC	.CYM	NIA	PineBridge Investments LLC	Ownership	100.000	MetLife, Inc	NO	
			87-2448571				PineBridge Flexible Credit Implementation, LLC	.DE	NIA	PineBridge Investments LLC	Ownership	100.000	MetLife, Inc	NO	
							PineBridge Global Dynamic Absolute Return Fund LLC	.DE	NIA	PineBridge Investments LLC	Ownership	100.000	MetLife, Inc	NO	
			47-1800267				PineBridge Global Dynamic Asset Allocation Fund LLC	.DE	NIA	PineBridge Investments LLC	Ownership	100.000	MetLife, Inc	NO	
							PineBridge Global Opportunistic DM Credit GP LLC	.DE	NIA	PineBridge Investments LLC	Ownership	100.000	MetLife, Inc	NO	
							PineBridge Highstar (SPE) LLC	.DE	NIA	PineBridge Investments LLC	Ownership	100.000	MetLife, Inc	NO	
							PineBridge Investments Management LLC	.DE	NIA	PineBridge Investments LLC	Ownership	100.000	MetLife, Inc	NO	
							PineBridge Private Capital Holdings LLC	.DE	NIA	PineBridge Investments LLC	Ownership	100.000	MetLife, Inc	NO	
							PineBridge Private Credit General Partner, LLC	.DE	NIA	PineBridge Investments LLC	Ownership	100.000	MetLife, Inc	NO	
							PineBridge Private Credit II General Partner, LLC	.DE	NIA	PineBridge Investments LLC	Ownership	100.000	MetLife, Inc	NO	
			88-2624981				PineBridge Private Credit III General Partner, LLC	.DE	NIA	PineBridge Investments LLC	Ownership	100.000	MetLife, Inc	NO	
							PineBridge Private Credit IV General Partner, LLC	.DE	NIA	PineBridge Investments LLC	Ownership	100.000	MetLife, Inc	NO	
			33-1310923				PineBridge Private Credit IV Offshore GP, S.à.r.l.	.LUX	NIA	PineBridge Investments LLC	Ownership	100.000	MetLife, Inc	NO	
			98-0332819				PineBridge Senior Secured Loan US Fund LLC	.DE	NIA	PineBridge Investments LLC	Ownership	100.000	MetLife, Inc	NO	
			47-5330190				PineBridge Structured Capital General Partner III LLC	.DE	NIA	PineBridge Investments LLC	Ownership	100.000	MetLife, Inc	NO	
			47-4294441				PineBridge Structured Capital II GP, LLC	.DE	NIA	PineBridge Investments LLC	Ownership	100.000	MetLife, Inc	NO	
			27-4101205				PineBridge Vantage Partners LLC	.DE	NIA	PineBridge Investments LLC	Ownership	100.000	MetLife, Inc	NO	
			98-0371427				PineBridge GEM II G.P., L.P.	.CYM	NIA	PineBridge GEM II G.P., Co.	Management	0.000	MetLife, Inc	NO	
							PineBridge GEM II Special Distribution, L.P.	.CYM	NIA	PineBridge GEM II Special Distribution GP, Ltd.	Management	0.000	MetLife, Inc	NO	
			98-0596865				AIG GEM Viaduct Media Holdings Bermuda, Ltd.	.CYM	NIA	PineBridge GEM Viaduct GP, Co.	Ownership	100.000	MetLife, Inc	NO	
							AIG GEM Viaduct Media Holdings Singapore, Ltd.	.CYM	NIA	PineBridge GEM Viaduct GP, Co.	Ownership	100.000	MetLife, Inc	NO	

STATEMENT AS OF MARCH 31, 2026 OF THE METROPOLITAN GENERAL INSURANCE COMPANY

SCHEDULE Y

PART 1A - DETAILS OF INSURANCE HOLDING COMPANY SYSTEM

1	2	3	4	5	6	7	8	9	10	11	12	13	14	15	16
Group Code	Group Name	NAIC Company Code	ID Number	Federal RSSD	CIK	Name of Securities Exchange if Publicly Traded (U.S. or International)	Names of Parent, Subsidiaries Or Affiliates	Domi-ciliary Location	Relation-ship to Reporting Entity	Directly Controlled by (Name of Entity/Person)	Type of Control (Ownership, Board, Management, Attorney-in-Fact, Influence, Other)	If Control is Ownership Provide Percentage	Ultimate Controlling Entity(ies)/Person(s)	Is an SCA Filing Re-quired? (Yes/No)	*
			98-0560636				PineBridge GEM Viaduct GP, L.P.	.CYM	NIA	PineBridge GEM Viaduct GP, Co.	Management	0.000	MetLife, Inc	NO	
							PineBridge Investments Canada Inc.	.CAN	NIA	PineBridge Investments Holdings Limited Sàrl	Ownership	100.000	MetLife, Inc	NO	
							PineBridge Investments Ireland Limited	.IRL	NIA	PineBridge Investments Holdings Limited Sàrl	Ownership	100.000	MetLife, Inc	NO	
							PineBridge Investments Switzerland GmbH	.CHE	NIA	PineBridge Investments Holdings Limited Sàrl	Ownership	100.000	MetLife, Inc	NO	
			98-0191687				PineBridge New Europe GP, L.P.	.CYM	NIA	PineBridge New Europe GP, Ltd	Management	0.000	MetLife, Inc	NO	
			98-0493512				PineBridge New Europe II GP, L.P.	.CYM	NIA	PineBridge New Europe II GP, Ltd.	Management	0.000	MetLife, Inc	NO	
							AOF Staff Fund Limited	.CYM	NIA	PineBridge Investments Asia Limited	Ownership	100.000	MetLife, Inc	NO	
			98-0474532				PineBridge Asia Partners II G.P. Limited	.CYM	NIA	PineBridge Investments Asia Limited	Ownership	100.000	MetLife, Inc	NO	
			98-0474544				PineBridge Asia Partners II, Limited	.CYM	NIA	PineBridge Investments Asia Limited	Ownership	100.000	MetLife, Inc	NO	
							PineBridge Investments Hong Kong Limited	.HKG	NIA	PineBridge Investments Asia Limited	Ownership	100.000	MetLife, Inc	NO	
							PineBridge Investments Management Taiwan Limited	.TWN	NIA	PineBridge Investments Asia Limited	Ownership	100.000	MetLife, Inc	NO	
							PineBridge Select Funds VCC	.SGP	NIA	PineBridge Investments Singapore Limited PineBridge Aggregator General Partner, LLC	Management	0.000	MetLife, Inc	NO	
			41-2389334				PineBridge Ski Holdings, L.P.	.DE	NIA	PineBridge Global Opportunistic DM Credit GP LLC	Management	0.000	MetLife, Inc	NO	
							PineBridge Global Opportunistic DM Credit Fund (Cayman) LP	.CYM	NIA	PineBridge Global Opportunistic DM Credit GP LLC	Management	0.000	MetLife, Inc	NO	
			82-2755526				PineBridge Global Opportunistic DM Credit Fund LP	.DE	NIA	PineBridge Global Opportunistic DM Credit GP LLC	Management	0.000	MetLife, Inc	NO	
			98-1386596				PineBridge Global Opportunistic DM Credit Master Fund LP	.CYM	NIA	PineBridge Global Opportunistic DM Credit GP LLC	Management	0.000	MetLife, Inc	NO	
							PineBridge Private Credit General Partner, L.P.	.DE	NIA	PineBridge Private Credit General Partner, LLC	Management	0.000	MetLife, Inc	NO	
							PineBridge Private Credit Parallel (Feeder), L.P.	.DE	NIA	PineBridge Private Credit General Partner, LLC	Management	0.000	MetLife, Inc	NO	
							PineBridge Private Credit Parallel, L.P.	.DE	NIA	PineBridge Private Credit II General Partner, LLC	Management	0.000	MetLife, Inc	NO	
							PineBridge Private Credit II General Partner, L.P.	.DE	NIA	PineBridge Private Credit II General Partner, LLC	Management	0.000	MetLife, Inc	NO	
							PineBridge Private Credit II Parallel RFF, L.P.	.DE	NIA	PineBridge Private Credit II General Partner, LLC	Management	0.000	MetLife, Inc	NO	
							PineBridge Private Credit II RFF, L.P.	.DE	NIA	PineBridge Private Credit II General Partner, LLC	Management	0.000	MetLife, Inc	NO	
							PineBridge Private Credit II Series Feeder, L.P.	.DE	NIA	PineBridge Private Credit II General Partner, LLC	Management	0.000	MetLife, Inc	NO	
							PineBridge Private Credit III Blocker (V) Member, L.P.	.DE	NIA	PineBridge Private Credit III General Partner, LLC	Management	0.000	MetLife, Inc	NO	
							PineBridge Private Credit III General Partner, L.P.	.DE	NIA	PineBridge Private Credit III General Partner, LLC	Management	0.000	MetLife, Inc	NO	
			88-2660707				PineBridge Private Credit III Parallel Feeder (S), L.P.	.DE	NIA	PineBridge Private Credit III General Partner, LLC	Management	0.000	MetLife, Inc	NO	
							PineBridge Private Credit III Parallel Feeder Blocker, LLC	.DE	NIA	PineBridge Private Credit III General Partner, LLC	Management	0.000	MetLife, Inc	NO	
							PineBridge Private Credit III Parallel RFF (A), L.P.	.DE	NIA	PineBridge Private Credit III General Partner, LLC	Management	0.000	MetLife, Inc	NO	
							PineBridge Private Credit III Parallel RFF, L.P.	.DE	NIA	PineBridge Private Credit III General Partner, LLC	Management	0.000	MetLife, Inc	NO	
							PineBridge Private Credit III RFF, L.P.	.DE	NIA	PineBridge Private Credit III General Partner, LLC	Management	0.000	MetLife, Inc	NO	

STATEMENT AS OF MARCH 31, 2026 OF THE METROPOLITAN GENERAL INSURANCE COMPANY

SCHEDULE Y

PART 1A - DETAILS OF INSURANCE HOLDING COMPANY SYSTEM

1	2	3	4	5	6	7	8	9	10	11	12	13	14	15	16
Group Code	Group Name	NAIC Company Code	ID Number	Federal RSSD	CIK	Name of Securities Exchange if Publicly Traded (U.S. or International)	Names of Parent, Subsidiaries Or Affiliates	Domiciliary Location	Relationship to Reporting Entity	Directly Controlled by (Name of Entity/Person)	Type of Control (Ownership, Board, Management, Attorney-in-Fact, Influence, Other)	If Control is Ownership Provide Percentage	Ultimate Controlling Entity(ies)/Person(s)	Is an SCA Filing Required? (Yes/No)	*
			33-4342738				PineBridge Private Credit III Series Feeder, L.P.	DE	NIA	PineBridge Private Credit III General Partner, LLC	Management	0.000	MetLife, Inc	NO	
							PineBridge Private Credit IV Offshore Holdings, L.P.	DE	NIA	PineBridge Private Credit IV General Partner, LLC	Management	0.000	MetLife, Inc	NO	
							PineBridge Private Credit IV Aggregator, LLC	DE	NIA	PineBridge Private Credit IV General Partner, LLC	Ownership	100.000	MetLife, Inc	NO	
							PineBridge Private Credit IV Blocker Series, LLC	DE	NIA	PineBridge Private Credit IV General Partner, LLC	Ownership	100.000	MetLife, Inc	NO	
			33-1280950				PineBridge Private Credit IV General Partner, L.P.	DE	NIA	PineBridge Private Credit IV General Partner, LLC	Management	0.000	MetLife, Inc	NO	
							PineBridge Private Credit IV Parallel RFF, L.P.	DE	NIA	PineBridge Private Credit IV General Partner, LLC	Management	0.000	MetLife, Inc	NO	
							PineBridge Private Credit IV RFF, L.P.	DE	NIA	PineBridge Private Credit IV General Partner, LLC	Management	0.000	MetLife, Inc	NO	
							PineBridge Private Credit IV Series Feeder, L.P.	DE	NIA	PineBridge Private Credit IV General Partner, LLC	Management	0.000	MetLife, Inc	NO	
			47-4302090				PineBridge Structured Capital General Partner III, L.P.	DE	NIA	PineBridge Structured Capital General Partner III LLC	Management	0.000	MetLife, Inc	NO	
							PineBridge Structured Capital Partners III (Feeder), L.P.	CYM	NIA	PineBridge Structured Capital General Partner III LLC	Management	0.000	MetLife, Inc	NO	
			47-4277506				PineBridge Structured Capital Partners III, L.P.	DE	NIA	PineBridge Structured Capital General Partner III LLC	Management	0.000	MetLife, Inc	NO	
							PineBridge Structured Capital General Partner III LLC	CYM	NIA	PineBridge Structured Capital General Partner III LLC	Management	0.000	MetLife, Inc	NO	
			98-1257681				PSC III Arch Feeder I, L.P.	CYM	NIA	PineBridge Structured Capital General Partner III LLC	Management	0.000	MetLife, Inc	NO	
							PSC III Blocker, L.P.	CYM	NIA	PineBridge Structured Capital General Partner III LLC	Management	0.000	MetLife, Inc	NO	
							PSC III Splitter 1, L.P.	DE	NIA	PineBridge Structured Capital General Partner III LLC	Management	0.000	MetLife, Inc	NO	
			27-4101429				PineBridge Structured Capital General Partner II, LP	DE	NIA	PineBridge Structured Capital II GP, LLC	Management	0.000	MetLife, Inc	NO	
			98-0467408				PineBridge Co-Investment Feeder, Ltd.	CYM	NIA	PineBridge Vantage Partners LLC	Ownership	100.000	MetLife, Inc	NO	
			20-5445313				PineBridge Vantage Partners GP, L.P.	DE	NIA	PineBridge Vantage Partners LLC	Management	0.000	MetLife, Inc	NO	
							PineBridge Flexible Credit Offshore Fund, LLC	CYM	NIA	PineBridge Investments LLC	Ownership	100.000	MetLife, Inc	NO	
							PineBridge Flexible Credit Onshore Fund, LLC	DE	NIA	PineBridge Investments LLC	Ownership	100.000	MetLife, Inc	NO	
			87-2386745				PineBridge Senior Secured Loan Fund Ltd.	CYM	NIA	PineBridge Investments Management LLC	Ownership	100.000	MetLife, Inc	NO	
							PineBridge European Real Estate SPV, L.P.	CYM	NIA	PineBridge European Real Estate GP, LLC	Management	0.000	MetLife, Inc	NO	
			98-0511390				PineBridge GEM II (Alberta) GP, L.P.	CAN	NIA	PineBridge GEM II G.P., L.P.	Management	0.000	MetLife, Inc	NO	
							PineBridge GEM II Feeder, L.P.	CYM	NIA	PineBridge GEM II G.P., L.P.	Management	0.000	MetLife, Inc	NO	
			98-1729429				PineBridge GEM II GP Ltd.	CYM	NIA	PineBridge GEM II G.P., L.P.	Ownership	100.000	MetLife, Inc	NO	
							PineBridge Global Emerging Markets Partners II, L.P.	CYM	NIA	PineBridge GEM II GP Ltd.	Management	0.000	MetLife, Inc	NO	
							PineBridge Global Emerging Markets Partners Viaduct, L.P.	CYM	NIA	PineBridge GEM Viaduct GP, L.P.	Management	0.000	MetLife, Inc	NO	
			98-0560638				PineBridge Investments GF Mauritius Limited	MUS	NIA	PineBridge Investments Ireland Limited	Ownership	100.000	MetLife, Inc	NO	
							PineBridge New Europe Partners II, L.P.	CYM	NIA	PineBridge New Europe II GP, L.P.	Management	0.000	MetLife, Inc	NO	
			98-0493514				PineBridge New Europe Partners II-A, L.P.	CYM	NIA	PineBridge New Europe II GP, L.P.	Management	0.000	MetLife, Inc	NO	
			83-0580585				PineBridge Private Credit IV Offshore SLP	LUX	NIA	PineBridge Private Credit IV Offshore GP, S.à.r.l.	Management	0.000	MetLife, Inc	NO	
			98-0332819				PineBridge India Private Limited	IND	NIA	PineBridge Investments Capital India Private Limited	Ownership	100.000	MetLife, Inc	NO	

STATEMENT AS OF MARCH 31, 2026 OF THE METROPOLITAN GENERAL INSURANCE COMPANY

SCHEDULE Y

PART 1A - DETAILS OF INSURANCE HOLDING COMPANY SYSTEM

1	2	3	4	5	6	7	8	9	10	11	12	13	14	15	16
Group Code	Group Name	NAIC Company Code	ID Number	Federal RSSD	CIK	Name of Securities Exchange if Publicly Traded (U.S. or International)	Names of Parent, Subsidiaries Or Affiliates	Domiciliary Location	Relationship to Reporting Entity	Directly Controlled by (Name of Entity/Person)	Type of Control (Ownership, Board, Management, Attorney-in-Fact, Influence, Other)	If Control is Ownership Provide Percentage	Ultimate Controlling Entity(ies)/Person(s)	Is an SCA Filing Required? (Yes/No)	*
			98-0576689				PineBridge India Private Limited	IND	NIA	PineBridge Investments Japan Co., Ltd.	Ownership	0.000	MetLife, Inc	NO	
			82-0725699				PineBridge Asia Partners II G.P., L.P.	CYM	NIA	PineBridge Asia Partners II G.P. Limited	Management	0.000	MetLife, Inc	NO	
							PSC III Arch EP Blocker, Inc.	DE	NIA	PSC III Arch Feeder I, L.P.	Ownership	100.000	MetLife, Inc	NO	
							PSC III EP Blocker, Inc.	DE	NIA	PSC III Arch Feeder I, L.P.	Ownership	100.000	MetLife, Inc	NO	
							PineBridge Private Credit (Feeder A), L.P.	DE	NIA	PineBridge Private Credit General Partner, L.P.	Management	0.000	MetLife, Inc	NO	
							PineBridge Private Credit Rated Feeder, L.P.	DE	NIA	PineBridge Private Credit General Partner, L.P.	Management	0.000	MetLife, Inc	NO	
							PineBridge Private Credit, L.P.	DE	NIA	PineBridge Private Credit General Partner, L.P.	Management	0.000	MetLife, Inc	NO	
							PineBridge Private Credit II Parallel, L.P.	DE	NIA	PineBridge Private Credit II General Partner, L.P.	Management	0.000	MetLife, Inc	NO	
							PineBridge Private Credit II, L.P.	DE	NIA	PineBridge Private Credit II General Partner, L.P.	Management	0.000	MetLife, Inc	NO	
							PineBridge Private Credit II Blocker Series, LLC	DE	NIA	PineBridge Private Credit II Series Feeder, L.P.	Ownership	100.000	MetLife, Inc	NO	
							PineBridge Private Credit III Blocker Series, LLC	DE	NIA	PineBridge Private Credit III Series Feeder, L.P.	Ownership	100.000	MetLife, Inc	NO	
							PineBridge Private Credit IV Parallel, L.P.	DE	NIA	PineBridge Private Credit IV General Partner, L.P.	Management	0.000	MetLife, Inc	NO	
							PineBridge Private Credit IV, L.P.	DE	NIA	PineBridge Private Credit IV General Partner, L.P.	Management	0.000	MetLife, Inc	NO	
			27-4102214				PineBridge Structured Capital General Partner Offshore II, LLC	DE	NIA	PineBridge Structured Capital General Partner II, LP	Ownership	100.000	MetLife, Inc	NO	
			27-4101998				PineBridge Structured Capital Partners II, L.P.	DE	NIA	PineBridge Structured Capital General Partner II, LP	Management	0.000	MetLife, Inc	NO	
			98-1256911				PineBridge Structured Capital Partners Offshore III-A, L.P.	CYM	NIA	PineBridge Structured Capital General Partner III, L.P.	Management	0.000	MetLife, Inc	NO	
							PSC III Arch AIV I, L.P.	CYM	NIA	PineBridge Structured Capital General Partner III, L.P.	Management	0.000	MetLife, Inc	NO	
			30-0945918				PB Riveron Blocker, Inc.	DE	NIA	PineBridge Structured Capital Partners III, L.P.	Ownership	100.000	MetLife, Inc	NO	
							PB Riveron-A Blocker, Inc.	DE	NIA	PineBridge Structured Capital Partners III, L.P.	Ownership	100.000	MetLife, Inc	NO	
			83-3967084				PSC III AIV I, L.P.	DE	NIA	PineBridge Structured Capital Partners III, L.P.	Management	0.000	MetLife, Inc	NO	
							PineBridge GEM II Feeder Ltd.	CYM	NIA	PineBridge GEM II Feeder, L.P.	Ownership	100.000	MetLife, Inc	NO	
							PineBridge Eurasia Financial Investments S.à.r.l.	LUX	NIA	PineBridge Global Emerging Markets Partners Viaduct, L.P.	Ownership	100.000	MetLife, Inc	NO	
							NEF Cable Holdings S.à.r.l.	LUX	NIA	PineBridge New Europe Partners II, L.P.	Ownership	100.000	MetLife, Inc	NO	
							Frégate Investments S.à.r.l.	LUX	NIA	PineBridge New Europe Partners II-A, L.P.	Ownership	100.000	MetLife, Inc	NO	
							Kingscote S.à.r.l.	LUX	NIA	PineBridge New Europe Partners II-A, L.P.	Ownership	100.000	MetLife, Inc	NO	
							Luxembourg Investment Company 30 S.à.r.l.	LUX	NIA	PineBridge New Europe Partners II-A, L.P.	Ownership	100.000	MetLife, Inc	NO	
							Ratiocino Limited	CYP	NIA	PineBridge New Europe Partners II-A, L.P.	Ownership	100.000	MetLife, Inc	NO	
							PineBridge Private Credit Holdings II, LLC	DE	NIA	PineBridge Private Credit II, L.P.	Ownership	100.000	MetLife, Inc	NO	
							PineBridge Private Credit II Holdings Lev, LLC	DE	NIA	PineBridge Private Credit II, L.P.	Ownership	100.000	MetLife, Inc	NO	
			33-1269873				PineBridge Private Credit IV Holdings Lev, LLC	DE	NIA	PineBridge Private Credit IV, L.P.	Ownership	100.000	MetLife, Inc	NO	
			41-2292349				PBPC I Ski, Inc.	DE	NIA	PineBridge Private Credit, L.P.	Ownership	100.000	MetLife, Inc	NO	
							PineBridge Private Credit Holdings I, LLC	DE	NIA	PineBridge Private Credit, L.P.	Ownership	100.000	MetLife, Inc	NO	

12.20

STATEMENT AS OF MARCH 31, 2026 OF THE METROPOLITAN GENERAL INSURANCE COMPANY

SCHEDULE Y

PART 1A - DETAILS OF INSURANCE HOLDING COMPANY SYSTEM

1	2	3	4	5	6	7	8	9	10	11	12	13	14	15	16
Group Code	Group Name	NAIC Company Code	ID Number	Federal RSSD	CIK	Name of Securities Exchange if Publicly Traded (U.S. or International)	Names of Parent, Subsidiaries Or Affiliates	Domiciliary Location	Relationship to Reporting Entity	Directly Controlled by (Name of Entity/Person)	Type of Control (Ownership, Board, Management, Attorney-in-Fact, Influence, Other)	If Control is Ownership Provide Percentage	Ultimate Controlling Entity(ies)/Person(s)	Is an SCA Filing Required? (Yes/No)	*
			45-2603785				PineBridge Structured Capital Partners Offshore II, L.P.	.CYM	NIA	PineBridge Structured Capital General Partner Offshore II, LLC	Management	0.000	MetLife, Inc	NO	
			90-0861822				PineBridge Structured Capital Partners Offshore II-A, L.P.	.CYM	NIA	PineBridge Structured Capital General Partner Offshore II, LLC	Management	0.000	MetLife, Inc	NO	
							Polynifin B.V.	.NLD	NIA	NEF Cable Holdings S.à r.l.	Ownership	100.000	MetLife, Inc	NO	
							PineBridge Private Credit III Parallel, L.P.	.DE	NIA	PineBridge Private Credit III General Partner, L.P.	Management	0.000	MetLife, Inc	NO	
							PineBridge Private Credit III, L.P.	.DE	NIA	PineBridge Private Credit III General Partner, L.P.	Management	0.000	MetLife, Inc	NO	
							PineBridge Private Credit III Holdings Lev, LLC	.DE	NIA	PineBridge Private Credit III, L.P.	Ownership	100.000	MetLife, Inc	NO	
							PB PC Blocker Parallel, Inc.	.DE	NIA	PineBridge Private Credit Parallel (Feeder), L.P.	Ownership	100.000	MetLife, Inc	NO	
							PB SC II BN Blocker, Inc.	.DE	NIA	PineBridge Structured Capital Partners Offshore II, L.P.	Ownership	100.000	MetLife, Inc	NO	
							PB SC II UCC Blocker, Inc.	.DE	NIA	PineBridge Structured Capital Partners Offshore II, L.P.	Ownership	100.000	MetLife, Inc	NO	
			47-5220212				PG Investment Corp II, Inc.	.DE	NIA	PineBridge Structured Capital Partners Offshore II, L.P.	Ownership	100.000	MetLife, Inc	NO	
							RP BN Blocker, Inc.	.DE	NIA	PineBridge Structured Capital Partners Offshore II, L.P.	Ownership	100.000	MetLife, Inc	NO	
							PB SC II-A BN Blocker, Inc.	.DE	NIA	PineBridge Structured Capital Partners Offshore II-A, L.P.	Ownership	100.000	MetLife, Inc	NO	
							PB SC II-A UCC Blocker Inc.	.DE	NIA	PineBridge Structured Capital Partners Offshore II-A, L.P.	Ownership	100.000	MetLife, Inc	NO	
			47-5235115				PG Investment Corp II-A, Inc.	.DE	NIA	PineBridge Structured Capital Partners Offshore II-A, L.P.	Ownership	100.000	MetLife, Inc	NO	
			98-0511394				Lauren Holdings, LP	.CAN	NIA	PineBridge GEM II (Alberta) GP, L.P.	Management	0.000	MetLife, Inc	NO	
			98-0511392				Oliver Investments, LP	.CAN	NIA	PineBridge GEM II (Alberta) GP, L.P.	Management	0.000	MetLife, Inc	NO	
			98-0511391				Victoria Capital, LP	.CAN	NIA	PineBridge GEM II (Alberta) GP, L.P.	Management	0.000	MetLife, Inc	NO	
							Aditi Investment Holdings Limited	.MUS	NIA	PineBridge Global Emerging Markets Partners II, L.P.	Ownership	100.000	MetLife, Inc	NO	
			98-0543209				PineBridge Asia Partners II, L.P.	.CYM	NIA	Pinebridge Asia Partners II G.P., L.P.	Management	0.000	MetLife, Inc	NO	
							Lahey Corp S.à r.l.	.LUX	NIA	Bensell US Feeder, L.P.	Ownership	100.000	MetLife, Inc	NO	
							Benson Elliot General Partner, LLP	.GBR	NIA	Benson Elliot GP (Scotland) Limited	Ownership	99.000	MetLife, Inc	NO	
							Benson Elliot General Partner, LLP	.GBR	NIA	Benson Elliot GP (England) Limited	Ownership	1.000	MetLife, Inc	NO	
							Benson Elliot GP (England) Limited	.GBR	NIA	Benson Elliot GP (Scotland) Limited	Ownership	100.000	MetLife, Inc	NO	
							Benson Elliot GP IV, LLP	.GBR	NIA	Benson Elliot GP (Scotland) Limited	Ownership	99.000	MetLife, Inc	NO	
							Benson Elliot GP IV, LLP	.GBR	NIA	Benson Elliot GP (England) Limited	Ownership	1.000	MetLife, Inc	NO	
							Benson Elliot GP V, LLP	.GBR	NIA	Benson Elliot GP (Scotland) Limited	Ownership	99.000	MetLife, Inc	NO	
							Benson Elliot GP V, LLP	.GBR	NIA	Benson Elliot GP (England) Limited	Ownership	1.000	MetLife, Inc	NO	
							Bensell Carry IV, L.P.	.GBR	NIA	Benson Elliot GP IV, LLP	Management	0.000	MetLife, Inc	NO	
							Bensell Co-Invest, IV L.P.	.GBR	NIA	Benson Elliot GP IV, LLP	Management	0.000	MetLife, Inc	NO	
							Bensell IV C.V.	.NLD	NIA	Benson Elliot GP IV, LLP	Management	0.000	MetLife, Inc	NO	
							Bensell Special Limited Partner IV, L.P.	.GBR	NIA	Benson Elliot GP IV, LLP	Management	0.000	MetLife, Inc	NO	
							Bensell US Feeder IV, L.P.	.GBR	NIA	Benson Elliot GP IV, LLP	Management	0.000	MetLife, Inc	NO	
							Bensell US Feeder IV-B, L.P.	.GBR	NIA	Benson Elliot GP IV, LLP	Management	0.000	MetLife, Inc	NO	
							Bensell V C.V.	.NLD	NIA	Benson Elliot GP IV, LLP	Management	0.000	MetLife, Inc	NO	
							Benson Elliot Real Estate Partners IV, L.P.	.GBR	NIA	Benson Elliot GP IV, LLP	Management	0.000	MetLife, Inc	NO	
							Benson Elliot Real Estate Partners IV-B, L.P.	.GBR	NIA	Benson Elliot GP IV, LLP	Management	0.000	MetLife, Inc	NO	
								.GBR	NIA	Benson Elliot GP IV, LLP	Management	0.000	MetLife, Inc	NO	

12.21

STATEMENT AS OF MARCH 31, 2026 OF THE METROPOLITAN GENERAL INSURANCE COMPANY

SCHEDULE Y

PART 1A - DETAILS OF INSURANCE HOLDING COMPANY SYSTEM

1	2	3	4	5	6	7	8	9	10	11	12	13	14	15	16
Group Code	Group Name	NAIC Company Code	ID Number	Federal RSSD	CIK	Name of Securities Exchange if Publicly Traded (U.S. or International)	Names of Parent, Subsidiaries Or Affiliates	Domiciliary Location	Relationship to Reporting Entity	Directly Controlled by (Name of Entity/Person)	Type of Control (Ownership, Board, Management, Attorney-in-Fact, Influence, Other)	If Control is Ownership Provide Percentage	Ultimate Controlling Entity(ies)/Person(s)	Is an SCA Filing Required? (Yes/No)	*
							Benson Elliot Strategic Partners IV, L.P.GBR.....	NIA.....	Benson Elliot GP IV, LLP	Management.....	0.000	MetLife, Inc	NO.....	
							Host Special Limited Partner, L.P.GBR.....	NIA.....	Benson Elliot GP IV, LLP	Management.....	0.000	MetLife, Inc	NO.....	
							PBBE SIX CO-INVEST A LPGBR.....	NIA.....	Benson Elliot GP IV, LLP	Management.....	0.000	MetLife, Inc	NO.....	
							PBBE SIX CO-INVEST B LPGBR.....	NIA.....	Benson Elliot GP IV, LLP	Management.....	0.000	MetLife, Inc	NO.....	
							PBBE SIX SPECIAL LIMITED PARTNER LPGBR.....	NIA.....	Benson Elliot GP IV, LLP	Management.....	0.000	MetLife, Inc	NO.....	
							Bensell Carry V, L.P.JEY.....	NIA.....	Benson Elliot GP V, LLP	Management.....	0.000	MetLife, Inc	NO.....	
							Bensell Co-Invest, V L.P.JEY.....	NIA.....	Benson Elliot GP V, LLP	Management.....	0.000	MetLife, Inc	NO.....	
							Bensell Special Limited Partner V, L.P.GBR.....	NIA.....	Benson Elliot GP V, LLP	Management.....	0.000	MetLife, Inc	NO.....	
							Bensell US Feeder V, L.P.GBR.....	NIA.....	Benson Elliot GP V, LLP	Management.....	0.000	MetLife, Inc	NO.....	
							Bensell US Feeder V-B, L.P.GBR.....	NIA.....	Benson Elliot GP V, LLP	Management.....	0.000	MetLife, Inc	NO.....	
							Benson Elliot Real Estate Partners V, L.P.GBR.....	NIA.....	Benson Elliot GP V, LLP	Management.....	0.000	MetLife, Inc	NO.....	
							Benson Elliot Real Estate Partners V-B, L.P.GBR.....	NIA.....	Benson Elliot GP V, LLP	Management.....	0.000	MetLife, Inc	NO.....	
							Benson Elliot Strategic Partners V, L.P.GBR.....	NIA.....	Benson Elliot GP V, LLP	Management.....	0.000	MetLife, Inc	NO.....	
							Cooperative Bensell Real Estate Investment III B.A.NLD.....	NIA.....	Benson Elliot Real Estate Partners III, L.P.	Ownership.....	100.000	MetLife, Inc	NO.....	
							Bensell Feeder VI SCSpLUX.....	NIA.....	PBBE GP VI S.à r.l.	Management.....	0.000	MetLife, Inc	NO.....	
							Bensell Special Limited Partner VI SCSpLUX.....	NIA.....	PBBE GP VI S.à r.l.	Management.....	0.000	MetLife, Inc	NO.....	
							Benson Elliot Real Estate Partners VI SCSpLUX.....	NIA.....	PBBE GP VI S.à r.l.	Management.....	0.000	MetLife, Inc	NO.....	
							Cooperative Bensell Real Estate Investment IV B.A.NLD.....	NIA.....	Bensell IV C.V.	Ownership.....	100.000	MetLife, Inc	NO.....	
							Cooperative Bensell Real Estate Investment V B.A.NLD.....	NIA.....	Bensell V C.V.	Ownership.....	100.000	MetLife, Inc	NO.....	
							Bensell Special Limited Partner III, L.P.GBR.....	NIA.....	Benson Elliot GP III, L.P.	Management.....	0.000	MetLife, Inc	NO.....	
							Bensell US Feeder III, L.P.GBR.....	NIA.....	Benson Elliot GP III, L.P.	Management.....	0.000	MetLife, Inc	NO.....	
							Benson Elliot Real Estate Partners III, L.P.GBR.....	NIA.....	Benson Elliot GP III, L.P.	Management.....	0.000	MetLife, Inc	NO.....	
							Benson Elliot Strategic Partners III, L.P.GBR.....	NIA.....	Benson Elliot GP III, L.P.	Management.....	0.000	MetLife, Inc	NO.....	
							Bensell Special Limited Partner, L.P.GBR.....	NIA.....	Benson Elliot GP, L.P.	Management.....	0.000	MetLife, Inc	NO.....	
							Bensell US Feeder, L.P.GBR.....	NIA.....	Benson Elliot GP, L.P.	Management.....	0.000	MetLife, Inc	NO.....	
							Benson Elliot Real Estate Partners II, L.P.GBR.....	NIA.....	Benson Elliot GP, L.P.	Management.....	0.000	MetLife, Inc	NO.....	
							Benson Elliot Strategic Partners, L.P.GBR.....	NIA.....	Benson Elliot GP, L.P.	Management.....	0.000	MetLife, Inc	NO.....	
							Benson Elliot GP (Scotland) LimitedGBR.....	NIA.....	PineBridge Benson Elliot LLP	Ownership.....	100.000	MetLife, Inc	NO.....	
							Benson Elliot Services LtdGBR.....	NIA.....	PineBridge Benson Elliot LLP	Ownership.....	100.000	MetLife, Inc	NO.....	
							PBBE GP VI S.à r.l.LUX.....	NIA.....	PineBridge Benson Elliot LLP	Ownership.....	100.000	MetLife, Inc	NO.....	
							Benson Elliot GP III, L.P.GBR.....	NIA.....	Benson Elliot General Partner, LLP	Management.....	0.000	MetLife, Inc	NO.....	
							Benson Elliot GP, L.P.GBR.....	NIA.....	Benson Elliot General Partner, LLP	Management.....	0.000	MetLife, Inc	NO.....	
			41-2342373 ..				PBPC I Parallel Ski, Inc.DE.....	NIA.....	PineBridge Private Credit Parallel, L.P.	Ownership.....	100.000	MetLife, Inc	NO.....	
							PineBridge Private Credit IV Offshore Blocker Series, LLCDE.....	NIA.....	PineBridge Private Credit IV Offshore SLP	Ownership.....	100.000	MetLife, Inc	NO.....	

Asterisk	Explanation
1	The Nebraska Department of Insurance has approved MetLife s application to disclaim affiliation with Chariot Holding Company, LP and its subsidiaries.
2	MetLife Global Holding Company II LLC (Swiss and DE) is dual chartered in DE and Switzerland.

12.22

STATEMENT AS OF MARCH 31, 2026 OF THE METROPOLITAN GENERAL INSURANCE COMPANY

PART 1 - LOSS EXPERIENCE

Line of Business	Current Year to Date			4 Prior Year to Date Direct Loss Percentage
	1 Direct Premiums Earned	2 Direct Losses Incurred	3 Direct Loss Percentage	
1. Fire				
2.1 Allied Lines				
2.2 Multiple peril crop				
2.3 Federal flood				
2.4 Private crop				
2.5 Private flood				
3. Farmowners multiple peril				
4. Homeowners multiple peril		(353,544)		
5.1 Commercial multiple peril (non-liability portion)				
5.2 Commercial multiple peril (liability portion)				
6. Mortgage guaranty				
8. Ocean marine				
9.1 Inland marine				
9.2 Pet insurance	92,648,108	75,636,320	81.6	92.8
10. Financial guaranty				
11.1 Medical professional liability - occurrence				
11.2 Medical professional liability - claims-made				
12. Earthquake				
13.1 Comprehensive (hospital and medical) individual				
13.2 Comprehensive (hospital and medical) group				
14. Credit accident and health				
15.1 Vision only				
15.2 Dental only				
15.3 Disability income				
15.4 Medicare supplement				
15.5 Medicaid Title XIX				
15.6 Medicare Title XVIII				
15.7 Long-term care				
15.8 Federal employees health benefits plan				
15.9 Other health				
16. Workers' compensation				
17.1 Other liability - occurrence				
17.2 Other liability - claims-made				
17.3 Excess workers' compensation				
18.1 Products liability - occurrence				
18.2 Products liability - claims-made				
19.1 Private passenger auto no-fault (personal injury protection)		(20,462)		
19.2 Other private passenger auto liability		(30,720)		
19.3 Commercial auto no-fault (personal injury protection)				
19.4 Other commercial auto liability				
21.1 Private passenger auto physical damage		(3,663)		
21.2 Commercial auto physical damage				
22. Aircraft (all perils)				
23. Fidelity				
24. Surety				
26. Burglary and theft				
27. Boiler and machinery				
28. Credit				
29. International				
30. Warranty				
31. Reinsurance - nonproportional assumed property	XXX	XXX	XXX	XXX
32. Reinsurance - nonproportional assumed liability	XXX	XXX	XXX	XXX
33. Reinsurance - nonproportional assumed financial lines	XXX	XXX	XXX	XXX
34. Aggregate write-ins for other lines of business	76,252,083	25,476,038	33.4	42.0
35. Totals	168,900,191	100,703,969	59.6	68.1
DETAILS OF WRITE-INS				
3401. Prepaid legal	76,252,083	25,476,038	33.4	42.0
3402.				
3403.				
3498. Summary of remaining write-ins for Line 34 from overflow page				
3499. Totals (Lines 3401 through 3403 plus 3498)(Line 34 above)	76,252,083	25,476,038	33.4	42.0

STATEMENT AS OF MARCH 31, 2026 OF THE METROPOLITAN GENERAL INSURANCE COMPANY

PART 2 - DIRECT PREMIUMS WRITTEN

Line of Business		1 Current Quarter	2 Current Year to Date	3 Prior Year Year to Date
1.	Fire			
2.1	Allied Lines			
2.2	Multiple peril crop			
2.3	Federal flood			
2.4	Private crop			
2.5	Private flood			
3.	Farmowners multiple peril			
4.	Homeowners multiple peril			
5.1	Commercial multiple peril (non-liability portion)			
5.2	Commercial multiple peril (liability portion)			
6.	Mortgage guaranty			
8.	Ocean marine			
9.1	Inland marine			
9.2	Pet insurance	113,273,335	113,273,335	90,805,859
10.	Financial guaranty			
11.1	Medical professional liability - occurrence			
11.2	Medical professional liability - claims-made			
12.	Earthquake			
13.1	Comprehensive (hospital and medical) individual			
13.2	Comprehensive (hospital and medical) group			
14.	Credit accident and health			
15.1	Vision only			
15.2	Dental only			
15.3	Disability income			
15.4	Medicare supplement			
15.5	Medicaid Title XIX			
15.6	Medicare Title XVIII			
15.7	Long-term care			
15.8	Federal employees health benefits plan			
15.9	Other health			
16.	Workers' compensation			
17.1	Other liability - occurrence			
17.2	Other liability - claims-made			
17.3	Excess workers' compensation			
18.1	Products liability - occurrence			
18.2	Products liability - claims-made			
19.1	Private passenger auto no-fault (personal injury protection)			
19.2	Other private passenger auto liability			
19.3	Commercial auto no-fault (personal injury protection)			
19.4	Other commercial auto liability			
21.1	Private passenger auto physical damage			
21.2	Commercial auto physical damage			
22.	Aircraft (all perils)			
23.	Fidelity			
24.	Surety			
26.	Burglary and theft			
27.	Boiler and machinery			
28.	Credit			
29.	International			
30.	Warranty			
31.	Reinsurance - nonproportional assumed property	XXX	XXX	XXX
32.	Reinsurance - nonproportional assumed liability	XXX	XXX	XXX
33.	Reinsurance - nonproportional assumed financial lines	XXX	XXX	XXX
34.	Aggregate write-ins for other lines of business	267,187,975	267,187,975	238,539,538
35.	Totals	380,461,310	380,461,310	329,345,397
DETAILS OF WRITE-INS				
3401.	Prepaid legal	267,187,975	267,187,975	238,539,538
3402.			
3403.			
3498.	Summary of remaining write-ins for Line 34 from overflow page			
3499.	Totals (Lines 3401 through 3403 plus 3498)(Line 34 above)	267,187,975	267,187,975	238,539,538

STATEMENT AS OF MARCH 31, 2026 OF THE METROPOLITAN GENERAL INSURANCE COMPANY

PART 3 (\$000 OMITTED)

LOSS AND LOSS ADJUSTMENT EXPENSE RESERVES SCHEDULE

	1	2	3	4	5	6	7	8	9	10	11	12	13
Years in Which Losses Occurred	Prior Year-End Known Case Loss and LAE Reserves	Prior Year-End IBNR Loss and LAE Reserves	Total Prior Year-End Loss and LAE Reserves (Cols. 1+2)	2026 Loss and LAE Payments on Claims Reported as of Prior Year-End	2026 Loss and LAE Payments on Claims Unreported as of Prior Year-End	Total 2026 Loss and LAE Payments (Cols. 4+5)	Q.S. Date Known Case Loss and LAE Reserves on Claims Reported and Open as of Prior Year End	Q.S. Date Known Case Loss and LAE Reserves on Claims Reported or Reopened Subsequent to Prior Year End	Q.S. Date IBNR Loss and LAE Reserves	Total Q.S. Loss and LAE Reserves (Cols.7+8+9)	Prior Year-End Known Case Loss and LAE Reserves Developed (Savings)/ Deficiency (Cols.4+7 minus Col. 1)	Prior Year-End IBNR Loss and LAE Reserves Developed (Savings)/ Deficiency (Cols. 5+8+9 minus Col. 2)	Prior Year-End Total Loss and LAE Reserve Developed (Savings)/ Deficiency (Cols. 11+12)
1. 2023 + Prior		8	8		52	52			10	10		54	54
2. 2024		145	145		371	371			150	150		376	376
3. Subtotals 2024 + Prior		153	153		423	423			160	160		430	430
4. 2025		32,508	32,508		23,684	23,684			6,904	6,904		(1,920)	(1,920)
5. Subtotals 2025 + Prior		32,661	32,661		24,107	24,107			7,064	7,064		(1,490)	(1,490)
6. 2026	XXX	XXX	XXX	XXX	83,508	83,508	XXX		24,655	24,655	XXX	XXX	XXX
7. Totals		32,661	32,661		107,615	107,615			31,719	31,719		(1,490)	(1,490)
8. Prior year-end surplus as regards policyholders	201,166										Col. 11, Line 7 As % of Col. 1 Line 7	Col. 12, Line 7 As % of Col. 2 Line 7	Col. 13, Line 7 As % of Col. 3 Line 7
											1.	2. (4.6)	3. (4.6)
													Col. 13, Line 7 As a % of Col. 1 Line 8
													4. (0.7)

SUPPLEMENTAL EXHIBITS AND SCHEDULES INTERROGATORIES

The following supplemental reports are required to be filed as part of your statement filing. However, in the event that your company does not transact the type of business for which the special report must be filed, your response of NO to the specific interrogatory will be accepted in lieu of filing a "NONE" report and a bar code will be printed below. If the supplement is required of your company but is not being filed for whatever reason enter SEE EXPLANATION and provide an explanation following the interrogatory questions.


	Response
1. Will the Trusteed Surplus Statement be filed with the state of domicile and the NAIC with this statement?	NO
2. Will Supplement A to Schedule T (Medical Professional Liability Supplement) be filed with this statement?	NO
3. Will the Medicare Part D Coverage Supplement be filed with the state of domicile and the NAIC with this statement?	NO
4. Will the Director and Officer Insurance Coverage Supplement be filed with the state of domicile and the NAIC with this statement?	NO
AUGUST FILING	
5. Will the regulator-only (non-public) Communication of Internal Control Related Matters Noted in Audit be filed with the state of domicile and electronically with the NAIC (as a regulator-only non-public document) by August 1? The response for 1st and 3rd quarters should be N/A. A NO response resulting with a bar code is only appropriate in the 2nd quarter.	N/A

Explanations:

- 1.
- 2.
- 3.
- 4.

Bar Codes:

1. Trusteed Surplus Statement [Document Identifier 490]
2. Supplement A to Schedule T [Document Identifier 455]
3. Medicare Part D Coverage Supplement [Document Identifier 365]
4. Director and Officer Supplement [Document Identifier 505]



NONE

STATEMENT AS OF MARCH 31, 2026 OF THE METROPOLITAN GENERAL INSURANCE COMPANY

SCHEDULE A - VERIFICATION

Real Estate

	1 Year to Date	2 Prior Year Ended December 31
1. Book/adjusted carrying value, December 31 of prior year		
2. Cost of acquired:		
2.1 Actual cost at time of acquisition		
2.2 Additional investment made after acquisition		
3. Current year change in encumbrances		
4. Total gain (loss) on disposals		
5. Deduct amounts received on disposals		
6. Total foreign exchange change in book/adjusted carrying value		
7. Deduct current year's other than temporary impairment recognized		
8. Deduct current year's depreciation		
9. Book/adjusted carrying value at the end of current period (Lines 1+2+3+4-5+6-7-8)		
10. Deduct total nonadmitted amounts		
11. Statement value at end of current period (Line 9 minus Line 10)		

NONE

SCHEDULE B - VERIFICATION

Mortgage Loans

	1 Year to Date	2 Prior Year Ended December 31
1. Book value/recorded investment excluding accrued interest, December 31 of prior year		
2. Cost of acquired:		
2.1 Actual cost at time of acquisition		
2.2 Additional investment made after acquisition		
3. Capitalized deferred interest and other		
4. Accrual of discount		
5. Unrealized valuation increase/(decrease)		
6. Total gain (loss) on disposals		
7. Deduct amounts received on disposals		
8. Deduct amortization of premium and mortgage interest paid and commitment fees		
9. Total foreign exchange change in book value/recorded investment excluding accrued interest		
10. Deduct current year's other than temporary impairment recognized		
11. Book value/recorded investment excluding accrued interest at end of current period (Lines 1+2+3+4+5+6-7-8+9-10)		
12. Total valuation allowance		
13. Subtotal (Line 11 plus Line 12)		
14. Deduct total nonadmitted amounts		
15. Statement value at end of current period (Line 13 minus Line 14)		

NONE

SCHEDULE BA - VERIFICATION

Other Long-Term Invested Assets

	1 Year to Date	2 Prior Year Ended December 31
1. Book/adjusted carrying value, December 31 of prior year		
2. Cost of acquired:		
2.1 Actual cost at time of acquisition		
2.2 Additional investment made after acquisition		
3. Capitalized deferred interest and other		
4. Accrual of discount		
5. Unrealized valuation increase/(decrease)		
6. Total gain (loss) on disposals		
7. Deduct amounts received on disposals		
8. Deduct amortization of premium, depreciation and proportional amortization		
9. Total foreign exchange change in book/adjusted carrying value		
10. Deduct current year's other than temporary impairment recognized		
11. Book/adjusted carrying value at end of current period (Lines 1+2+3+4+5+6-7-8+9-10)		
12. Deduct total nonadmitted amounts		
13. Statement value at end of current period (Line 11 minus Line 12)		

NONE

SCHEDULE D - VERIFICATION

Bonds and Stocks

	1 Year to Date	2 Prior Year Ended December 31
1. Book/adjusted carrying value of bonds and stocks, December 31 of prior year	185,194,756	173,268,861
2. Cost of bonds and stocks acquired	18,852,277	56,001,509
3. Accrual of discount	132,257	448,079
4. Unrealized valuation increase/(decrease)		
5. Total gain (loss) on disposals		165,623
6. Deduct consideration for bonds and stocks disposed of	8,984,845	44,342,934
7. Deduct amortization of premium	93,840	346,383
8. Total foreign exchange change in book/adjusted carrying value		
9. Deduct current year's other than temporary impairment recognized	1,585,404	
10. Total investment income recognized as a result of prepayment penalties and/or acceleration fees		
11. Book/adjusted carrying value at end of current period (Lines 1+2+3+4+5-6-7+8-9+10)	193,515,201	185,194,756
12. Deduct total nonadmitted amounts		
13. Statement value at end of current period (Line 11 minus Line 12)	193,515,201	185,194,756

STATEMENT AS OF MARCH 31, 2026 OF THE METROPOLITAN GENERAL INSURANCE COMPANY

SCHEDULE D - PART 1B

Showing the Acquisitions, Dispositions and Non-Trading Activity
During the Current Quarter for all Bonds and Preferred Stock by NAIC Designation

NAIC Designation	1 Book/Adjusted Carrying Value Beginning of Current Quarter	2 Acquisitions During Current Quarter	3 Dispositions During Current Quarter	4 Non-Trading Activity During Current Quarter	5 Book/Adjusted Carrying Value End of First Quarter	6 Book/Adjusted Carrying Value End of Second Quarter	7 Book/Adjusted Carrying Value End of Third Quarter	8 Book/Adjusted Carrying Value December 31 Prior Year
ISSUER CREDIT OBLIGATIONS (ICO)								
1. NAIC 1 (a)	65,825,238	102,655,186	102,944,871	180,592	65,716,145			65,825,238
2. NAIC 2 (a)	36,687,925	5,000,000		(5,040,947)	36,646,978			36,687,925
3. NAIC 3 (a)	4,001,508			(100)	4,001,408			4,001,508
4. NAIC 4 (a)								
5. NAIC 5 (a)								
6. NAIC 6 (a)				3,500,000	3,500,000			
7. Total ICO	106,514,671	107,655,186	102,944,871	(1,360,455)	109,864,531			106,514,671
ASSET-BACKED SECURITIES (ABS)								
8. NAIC 1	100,035,262	10,458,343	8,413,528	38,515	102,118,592			100,035,262
9. NAIC 2	849,710	3,393,934		(507)	4,243,137			849,710
10. NAIC 3								
11. NAIC 4								
12. NAIC 5								
13. NAIC 6								
14. Total ABS	100,884,972	13,852,277	8,413,528	38,008	106,361,729			100,884,972
PREFERRED STOCK								
15. NAIC 1	1,750,000				1,750,000			1,750,000
16. NAIC 2								
17. NAIC 3								
18. NAIC 4								
19. NAIC 5								
20. NAIC 6								
21. Total Preferred Stock	1,750,000				1,750,000			1,750,000
22. Total ICO, ABS & Preferred Stock	209,149,644	121,507,463	111,358,399	(1,322,447)	217,976,261			209,149,644

(a) Book/Adjusted Carrying Value column for the end of the current reporting period includes the following amount of short-term and cash equivalent bonds by NAIC designation:

NAIC 1 \$ 21,463,681 ; NAIC 2 \$ 2,997,377 ; NAIC 3 \$; NAIC 4 \$; NAIC 5 \$; NAIC 6 \$

S102

STATEMENT AS OF MARCH 31, 2026 OF THE METROPOLITAN GENERAL INSURANCE COMPANY

SCHEDULE DA - PART 1

Short-Term Investments

	1	2	3	4	5
	Book/Adjusted Carrying Value	Par Value	Actual Cost	Interest Collected Year-to-Date	Paid for Accrued Interest Year-to-Date
7709999999 Totals	2,997,377	xxx	2,961,900		

SCHEDULE DA - VERIFICATION

Short-Term Investments

	1	2
	Year To Date	Prior Year Ended December 31
1. Book/adjusted carrying value, December 31 of prior year	2,986,647	
2. Cost of short-term investments acquired		2,961,900
3. Accrual of discount	10,730	24,747
4. Unrealized valuation increase/(decrease)		
5. Total gain (loss) on disposals		
6. Deduct consideration received on disposals		
7. Deduct amortization of premium		
8. Total foreign exchange change in book/adjusted carrying value		
9. Deduct current year's other than temporary impairment recognized		
10. Book/adjusted carrying value at end of current period (Lines 1+2+3+4+5-6-7+8-9)	2,997,377	2,986,647
11. Deduct total nonadmitted amounts		
12. Statement value at end of current period (Line 10 minus Line 11)	2,997,377	2,986,647

Schedule DB - Part A - Verification - Options, Caps, Floors, Collars, Swaps and Forwards

N O N E

Schedule DB - Part B - Verification - Futures Contracts

N O N E

Schedule DB - Part C - Section 1 - Replication (Synthetic Asset) Transactions (RSATs) Open

N O N E

Schedule DB-Part C-Section 2-Reconciliation of Replication (Synthetic Asset) Transactions Open

N O N E

Schedule DB - Verification - Book/Adjusted Carrying Value, Fair Value and Potential Exposure of
Derivatives

N O N E

STATEMENT AS OF MARCH 31, 2026 OF THE METROPOLITAN GENERAL INSURANCE COMPANY

SCHEDULE E - PART 2 - VERIFICATION

(Cash Equivalents)

	1	2
	Year To Date	Prior Year Ended December 31
1. Book/adjusted carrying value, December 31 of prior year	20,968,239	38,963,968
2. Cost of cash equivalents acquired	102,655,186	444,378,197
3. Accrual of discount	213,809	1,065,297
4. Unrealized valuation increase/(decrease)		
5. Total gain (loss) on disposals	2,019	672
6. Deduct consideration received on disposals	102,375,574	463,439,895
7. Deduct amortization of premium		
8. Total foreign exchange change in book/adjusted carrying value		
9. Deduct current year's other than temporary impairment recognized		
10. Book/adjusted carrying value at end of current period (Lines 1+2+3+4+5-6-7+8-9)	21,463,679	20,968,239
11. Deduct total nonadmitted amounts		
12. Statement value at end of current period (Line 10 minus Line 11)	21,463,679	20,968,239

Schedule A - Part 2 - Real Estate Acquired and Additions Made

NONE

Schedule A - Part 3 - Real Estate Disposed

NONE

Schedule B - Part 2 - Mortgage Loans Acquired and Additions Made

NONE

Schedule B - Part 3 - Mortgage Loans Disposed, Transferred or Repaid

NONE

Schedule BA - Part 2 - Other Long-Term Invested Assets Acquired and Additions Made

NONE

Schedule BA - Part 3 - Other Long-Term Invested Assets Disposed, Transferred or Repaid

NONE

STATEMENT AS OF MARCH 31, 2026 OF THE METROPOLITAN GENERAL INSURANCE COMPANY

SCHEDULE D - PART 3

Show All Long-Term Bonds and Stocks Acquired During the Current Quarter

1 CUSIP Identification	2 Description	3 Date Acquired	4 Name of Vendor	5 Number of Shares of Stock	6 Actual Cost	7 Par Value	8 Paid for Accrued Interest and Dividends	9 NAIC Designation, NAIC Designation Modifier and SVO Admini- strative Symbol
502126-AP-2	LP 1A REIT INC 5.3700 2033-03-26	03/26/2026	BANK OF AMERICA N.A.		5,000,000	5,000,000		2.A Z
0169999999	Subtotal - issuer credit obligations - bonds issued by funds representing operating entities (unaffiliated)				5,000,000	5,000,000		XXX
0489999999	Total - issuer credit obligations (unaffiliated)				5,000,000	5,000,000		XXX
0499999999	Total - issuer credit obligations (affiliated)							XXX
0509999997	Total - issuer credit obligations - Part 3				5,000,000	5,000,000		XXX
0509999998	Total - issuer credit obligations - Part 5				XXX	XXX	XXX	XXX
0509999999	Total - issuer credit obligations				5,000,000	5,000,000		XXX
81750P-AA-4	SEQUOIA MORTGAGE TRUST SEMT 26 6.0000 20	03/19/2026	BANK OF AMERICA N.A.		3,049,688	3,000,000	13,000	1.A FE
1059999999	Subtotal - asset-backed securities - financial asset-backed securities - self-liquidating - non-agency residential mortgage-backed securities (unaffiliated)				3,049,688	3,000,000	13,000	XXX
64032B-AE-3	NELNET STUDENT LOAN TRUST NSLT 6.0400 20	03/11/2026	JP MORGAN SECURITIES LTD LDN		1,894,043	1,875,000	8,494	2.C FE
64032U-AC-5	NELNET STUDENT LOAN TRUST NSLT 4.7800 20	02/13/2026	BANK OF AMERICA N.A.		999,952	1,000,000		1.C FE
83589D-AA-4	SOTHEBYS ARTFI MASTER TRUST AR 4.8000 20	01/27/2026	BNP PARIBAS		1,499,790	1,500,000		1.A FE
83589D-AC-0	SOTHEBYS ARTFI MASTER TRUST AR 4.9000 20	01/27/2026	BNP PARIBAS		999,882	1,000,000		1.C FE
83589D-AD-8	SOTHEBYS ARTFI MASTER TRUST AR 5.0000 20	01/27/2026	BNP PARIBAS		999,904	1,000,000		1.F FE
83589D-AE-6	SOTHEBYS ARTFI MASTER TRUST AR 5.5400 20	01/27/2026	BNP PARIBAS		499,917	500,000		2.B FE
1119999999	Subtotal - asset-backed securities - financial asset-backed securities - self-liquidating - other financial asset-backed securities - self-liquidating (unaffiliated)				6,893,489	6,875,000	8,494	XXX
19521C-AE-3	COLOGIX DATA CENTERS CLGIX 26- 4.9600 20	02/24/2026	RBC DOMINION SECURITIES INC		1,909,154	2,000,000		1.G FE
53229Y-AA-7	LIGHTPATH FIBER ISSUER LLC LPA 5.5970 20	02/10/2026	MORGAN STANLEY & CO.		999,972	1,000,000		1.G FE
53229Y-AC-3	LIGHTPATH FIBER ISSUER LLC LPA 5.8900 20	02/10/2026	MORGAN STANLEY & CO.		999,974	1,000,000		2.C FE
1719999999	Subtotal - asset-backed securities - non-financial asset-backed securities - full analysis - lease-backed securities - full analysis (unaffiliated)				3,909,101	4,000,000		XXX
1889999999	Total - asset-backed securities (unaffiliated)				13,852,277	13,875,000	21,494	XXX
1899999999	Total - asset-backed securities (affiliated)							XXX
1909999997	Total - asset-backed securities - Part 3				13,852,277	13,875,000	21,494	XXX
1909999998	Total - asset-backed securities - Part 5				XXX	XXX	XXX	XXX
1909999999	Total - asset-backed securities				13,852,277	13,875,000	21,494	XXX
2009999999	Total - issuer credit obligations and asset-backed securities				18,852,277	18,875,000	21,494	XXX
4509999997	Total - preferred stocks - Part 3					XXX		XXX
4509999998	Total - preferred stocks - Part 5				XXX	XXX	XXX	XXX
4509999999	Total - preferred stocks					XXX		XXX
5989999997	Total - common stocks - Part 3					XXX		XXX
5989999998	Total - common stocks - Part 5				XXX	XXX	XXX	XXX
5989999999	Total - common stocks					XXX		XXX
5999999999	Total - preferred and common stocks					XXX		XXX
6009999999	Totals				18,852,277	XXX	21,494	XXX

E04

STATEMENT AS OF MARCH 31, 2026 OF THE METROPOLITAN GENERAL INSURANCE COMPANY

SCHEDULE D - PART 4

Show All Long-Term Bonds and Stocks Sold, Redeemed or Otherwise Disposed of During the Current Quarter

1	2	3	4	5	6	7	8	9	Change In Book/Adjusted Carrying Value				15	16	17	18	19	20	21	
									10	11	12	13								14
CUSIP Identification	Description	Disposal Date	Name of Purchaser	Number of Shares of Stock	Consideration	Par Value	Actual Cost	Prior Year Book/ Adjusted Carrying Value	Unrealized Valuation Increase/ (Decrease)	Current Year's (Amortization)/ Accretion	Current Year's Other Than Temporary Impairment Recognized	Total Change in Book/ Adjusted Carrying Value (10 + 11 - 12)	Total Foreign Exchange Change in Book /Adjusted Carrying Value	Book/ Adjusted Carrying Value at Disposal Date	Foreign Exchange Gain (Loss) on Disposal	Realized Gain (Loss) on Disposal	Total Gain (Loss) on Disposal	Bond Interest/ Stock Dividends Received During Year	Stated Contractual Maturity Date	NAIC Designation, NAIC Designation Modifier and SVO Administrative Symbol
..645913-AA-2	NEW JERSEY ECONOMIC DEV AUTH 7.4250 2029	02/19/2026	Redemption		195,000	195,000	237,791	206,793		(11,793)		(11,793)		195,000				7,239	02/15/2029	1.F FE
0059999999	Subtotal - issuer credit obligations - municipal bonds - special revenue				195,000	195,000	237,791	206,793		(11,793)		(11,793)		195,000				7,239	XXX	XXX
..93338-AA-6	WALTON BUILDER CONTRACT-BACKED 6.4740 20	03/11/2026	Redemption		376,316	376,316	376,316	376,316						376,316				10,551	12/25/2028	1.G
0089999999	Subtotal - issuer credit obligations - corporate bonds (unaffiliated)				376,316	376,316	376,316	376,316						376,316				10,551	XXX	XXX
0489999999	Total - issuer credit obligations (unaffiliated)				571,316	571,316	614,107	583,109		(11,793)		(11,793)		571,316				17,791	XXX	XXX
0499999999	Total - issuer credit obligations (affiliated)																		XXX	XXX
0509999997	Total - issuer credit obligations - Part 4				571,316	571,316	614,107	583,109		(11,793)		(11,793)		571,316				17,791	XXX	XXX
0509999998	Total - issuer credit obligations - Part 5				XXX	XXX	XXX	XXX	XXX	XXX	XXX	XXX	XXX	XXX	XXX	XXX	XXX	XXX	XXX	XXX
0509999999	Total - issuer credit obligations				571,316	571,316	614,107	583,109		(11,793)		(11,793)		571,316				17,791	XXX	XXX
..38384N-XV-2	GOVERNMENT NATIONAL MORTGAGE A 6.0000 20	02/18/2026	Paydown		1,443,844	1,443,844	1,427,339	1,437,719		6,125		6,125		1,443,844				9,414	05/01/2054	1.A
1019999999	Subtotal - asset-backed securities - financial asset-backed securities - self-liquidating - agency residential mortgage-backed securities - guaranteed (exempt from RBC)				1,443,844	1,443,844	1,427,339	1,437,719		6,125		6,125		1,443,844				9,414	XXX	XXX
..313380-ST-1	FEDERAL HOME LOAN MORTGAGE COR 2.5000 20	03/05/2026	Paydown		19,092	19,092	19,441	19,389		(297)		(297)		19,092				67	12/01/2051	1.A
..3133KN-R9-6	FEDERAL HOME LOAN MORTGAGE COR 3.0000 20	03/05/2026	Paydown		34,006	34,006	35,052	34,883		(878)		(878)		34,006				205	02/01/2052	1.A
..31400T-3K-3	FEDERAL NATIONAL MORTGAGE ASSO 6.0000 20	03/05/2026	Paydown		1,064,156	1,064,156	1,078,539	1,074,201		(10,044)		(10,044)		1,064,156				11,504	02/01/2054	1.A
..3140V7-L7-1	FEDERAL NATIONAL MORTGAGE ASSO 6.0000 20	03/05/2026	Paydown		58,301	58,301	60,287	60,191		(1,890)		(1,890)		58,301				667	10/01/2055	1.A
..31417G-XL-5	FEDERAL NATIONAL MORTGAGE ASSO 4.0000 20	03/05/2026	Paydown		7,993	7,993	8,334	8,232		(239)		(239)		7,993				44	06/01/2043	1.A
..3142GR-FF-2	FEDERAL HOME LOAN MORTGAGE COR 5.5000 20	03/05/2026	Paydown		114,447	114,447	115,010	114,853		(407)		(407)		114,447				1,406	03/01/2054	1.A
..3142GR-P9-5	FEDERAL HOME LOAN MORTGAGE COR 6.0000 20	03/05/2026	Paydown		522,533	522,533	527,330	525,628		(3,095)		(3,095)		522,533				6,530	04/01/2054	1.A
1039999999	Subtotal - asset-backed securities - financial asset-backed securities - self-liquidating - agency residential mortgage-backed securities - not/partially guaranteed (not exempt from RBC)				1,820,529	1,820,529	1,843,994	1,837,378		(16,850)		(16,850)		1,820,529				20,424	XXX	XXX
..161924-AB-1	CHASE 2025 5.7500 2055-11-01	03/18/2026	Paydown		165,229	165,229	165,758	165,713		(485)		(485)		165,229				1,569	11/01/2055	1.A
..17332G-AL-1	CITIGROUP MORTGAGE LOAN TRUST 3.0000 205	03/23/2026	Paydown		222,044	222,044	225,722	225,453		(3,409)		(3,409)		222,044				2,143	01/01/2055	1.A
..33768D-AA-2	FIRSTKEY HOMES TRUST FKJ 22-SF 3.1000 20	02/19/2026	Paydown		2,334	2,334	2,321	2,328		6		6		2,334				12	03/01/2039	1.A FE
..61776B-AC-3	MORGAN STANLEY RESIDENTIAL MOR 6.0000 20	03/25/2026	Paydown		75,714	75,714	75,158	75,151		564		564		75,714				763	12/01/2044	1.A
..61776B-BC-2	MORGAN STANLEY RESIDENTIAL MOR 6.0000 20	03/25/2026	Paydown		3,602	3,602	3,591	3,590		13		13		3,602				36	12/01/2044	1.A
..67647G-AA-0	BAYVIEW FINANCING SBC TRUST BV 4.8590 20	03/24/2026	Paydown		59,793	59,793	59,793	59,729		64		64		59,793				493	03/01/2055	1.A FE
1059999999	Subtotal - asset-backed securities - financial asset-backed securities - self-liquidating - non-agency residential mortgage-backed securities (unaffiliated)				528,717	528,717	532,343	531,964		(3,248)		(3,248)		528,717				5,015	XXX	XXX
..98878F-AU-3	Z CAPITAL CREDIT PARTNERS CLO 5.1422 203	01/16/2026	Paydown		391,099	391,099	391,099	391,099						391,099				5,372	07/15/2033	1.A FE
1099999999	Subtotal - asset-backed securities - financial asset-backed securities - self-liquidating - non-agency - CLOs/CBOs/CDOs (unaffiliated)				391,099	391,099	391,099	391,099						391,099				5,372	XXX	XXX
..83589C-AA-6	SOTHEBYS ARTFI MASTER TRUST AR 6.4300 20	02/09/2026	Paydown		4,000,000	4,000,000	3,999,598	3,999,598		402		402		4,000,000				30,721	12/22/2031	1.A FE
1119999999	Subtotal - asset-backed securities - financial asset-backed securities - self-liquidating - other financial asset-backed securities - self-liquidating (unaffiliated)				4,000,000	4,000,000	3,999,598	3,999,598		402		402		4,000,000				30,721	XXX	XXX
..55283Y-AA-5	MC 2021-1 LIMITED MACON 21-1 2.6270 2035	03/05/2026	Paydown		89,619	89,619	82,898	83,539		6,080		6,080		89,619				392	11/05/2035	1.G FE
..86212X-AP-5	STORE MASTER FUNDING LLC STR 2 5.9400 20	03/20/2026	Paydown		4,063	4,063	4,061	4,063						4,063				40	05/20/2054	1.C FE
..88035K-AA-7	TENET EQUITY FUNDING TENET 24 5.4900 20	03/20/2026	Paydown		1,820	1,820	1,819	1,819		1		1		1,820				16	10/20/2054	1.C FE
..89657A-AC-0	TPL 20-1A 1.9600 2050-10-17	03/17/2026	Paydown		105,323	105,323	98,172	99,576		5,747		5,747		105,323				342	10/17/2050	1.F FE
..90352W-AD-6	USQ RAIL I LLC STEAM 21-1 2.2500 2051-02	03/06/2026	Paydown		28,516	28,516	26,574	26,960		1,557		1,557		28,516				80	02/28/2051	1.F FE
1719999999	Subtotal - asset-backed securities - non-financial asset-backed securities - full analysis - lease-backed securities - full analysis (unaffiliated)				229,341	229,341	213,525	215,956		13,385		13,385		229,341				871	XXX	XXX
1889999999	Total - asset-backed securities (unaffiliated)				8,413,528	8,413,528	8,407,898	8,413,714		(186)		(186)		8,413,528				71,818	XXX	XXX
1899999999	Total - asset-backed securities (affiliated)																		XXX	XXX
1909999997	Total - asset-backed securities - Part 4				8,413,528	8,413,528	8,407,898	8,413,714		(186)		(186)		8,413,528				71,818	XXX	XXX
1909999998	Total - asset-backed securities - Part 5				XXX	XXX	XXX	XXX	XXX	XXX	XXX	XXX	XXX	XXX	XXX	XXX	XXX	XXX	XXX	XXX
1909999999	Total - asset-backed securities				8,413,528	8,413,528	8,407,898	8,413,714		(186)		(186)		8,413,528				71,818	XXX	XXX
2009999999	Total - issuer credit obligations and asset-backed securities				8,984,845	8,984,845	9,022,005	8,996,823		(11,978)		(11,978)		8,984,845				89,608	XXX	XXX

E05

STATEMENT AS OF MARCH 31, 2026 OF THE METROPOLITAN GENERAL INSURANCE COMPANY

SCHEDULE D - PART 4

Show All Long-Term Bonds and Stocks Sold, Redeemed or Otherwise Disposed of During the Current Quarter

1 CUSIP Ident- ification	2 Description	3 Disposal Date	4 Name of Purchaser	5 Number of Shares of Stock	6 Consid- eration	7 Par Value	8 Actual Cost	9 Prior Year Book/ Adjusted Carrying Value	Change In Book/Adjusted Carrying Value					15 Book/ Adjusted Carrying Value at Disposal Date	16 Foreign Exchange Gain (Loss) on Disposal	17 Realized Gain (Loss) on Disposal	18 Total Gain (Loss) on Disposal	19 Bond Interest/ Stock Dividends Received During Year	20 Stated Con- tractual Maturity Date	21 NAIC Desig- nation, NAIC Desig- nation Modifier and SVO Admini- strative Symbol	
									10 Unrealized Valuation Increase/ (Decrease)	11 Current Year's (Amor- tization)/ Accretion	12 Other Than Temporary Impairment Recog- nized	13 Total Change in Book/ Adjusted Carrying Value (10 + 11 - 12)	14 Total Foreign Exchange Change in Book /Adjusted Carrying Value								
4509999997. Total - preferred stocks - Part 4						XXX													XXX	XXX	
4509999998. Total - preferred stocks - Part 5					XXX	XXX	XXX	XXX	XXX	XXX	XXX	XXX	XXX	XXX	XXX	XXX	XXX	XXX	XXX	XXX	
4509999999. Total - preferred stocks						XXX													XXX	XXX	
5989999997. Total - common stocks - Part 4						XXX													XXX	XXX	
5989999998. Total - common stocks - Part 5					XXX	XXX	XXX	XXX	XXX	XXX	XXX	XXX	XXX	XXX	XXX	XXX	XXX	XXX	XXX	XXX	
5989999999. Total - common stocks						XXX													XXX	XXX	
5999999999. Total - preferred and common stocks						XXX													XXX	XXX	
6009999999 - Totals					8,984,845	XXX	9,022,005	8,996,823		(11,978)		(11,978)		8,984,845					89,608	XXX	XXX

Schedule DB - Part A - Section 1 - Options, Caps, Floors, Collars, Swaps and Forwards Open

N O N E

Schedule DB - Part B - Section 1 - Futures Contracts Open

N O N E

Schedule DB - Part B - Section 1B - Brokers with whom cash deposits have been made

N O N E

Schedule DB - Part D - Section 1 - Counterparty Exposure for Derivative Instruments Open

N O N E

Schedule DB - Part D-Section 2 - Collateral for Derivative Instruments Open - Pledged By

N O N E

Schedule DB - Part D-Section 2 - Collateral for Derivative Instruments Open - Pledged To

N O N E

Schedule DB - Part E - Derivatives Hedging Variable Annuity Guarantees

N O N E

Schedule DL - Part 1 - Reinvested Collateral Assets Owned

N O N E

Schedule DL - Part 2 - Reinvested Collateral Assets Owned

N O N E

STATEMENT AS OF MARCH 31, 2026 OF THE METROPOLITAN GENERAL INSURANCE COMPANY

SCHEDULE E - PART 2 - CASH EQUIVALENTS

Show Investments Owned End of Current Quarter

1 CUSIP	2 Description	3 Restricted Asset Code	4 Date Acquired	5 Stated Rate of Interest	6 Maturity Date	7 Book/Adjusted Carrying Value	8 Amount of Interest Due and Accrued	9 Amount Received During Year
	UNITED STATES TREASURY		03/30/2026	0.000	04/16/2026	21,463,681		22,428
0019999999	Subtotal - issuer credit obligations - U.S. government obligations (exempt from RBC)					21,463,681		22,428
0489999999	Total - issuer credit obligations (unaffiliated)					21,463,681		22,428
0499999999	Total - issuer credit obligations (affiliated)							
0509999999	Total - issuer credit obligations					21,463,681		22,428
8589999999	Total cash equivalents (unaffiliated)					21,463,681		22,428
8599999999	Total cash equivalents (affiliated)							
8609999999	Total cash equivalents					21,463,681		22,428